

**SEMI-ANNUAL REPORT OF THE DEPARTMENT OF ENERGY,
OFFICE OF ENVIRONMENTAL MANAGEMENT,
QUALITY ASSESSMENT PROGRAM**

Pamela D. Greenlaw and Anna Berne

**Environmental Measurements Laboratory
U. S. Department of Energy
New York, NY 10014-4811**

December 2000

DISCLAIMER

"This report was prepared as an account of work sponsored by an agency of the United States Government. Neither the United States Government nor any agency thereof, nor any of their employees, makes any warranty, express or implied, or assumes any legal liability or responsibility for the accuracy, completeness, or usefulness of any information, apparatus, product, or process disclosed, or represents that its use would not infringe privately owned rights. Reference herein to any specific commercial product, process, or service by trade name, trademark, manufacturer, or otherwise, does not necessarily constitute or imply its endorsement, recommendation, or favoring by the United States Government or any agency thereof. The views and opinions of authors expressed herein do not necessarily state or reflect those of the United States Government or any agency thereof."

This report has been reproduced directly from the best available copy.

Available from the National Technical Information Service, U.S. Department of Commerce,
5285 Port Royal Road, Springfield, Virginia 22161.

Abstract

This report presents the results from the analysis of the 53rd set of environmental quality assessment samples (QAP-LIII) that were received on or before December 2, 2000.

ACKNOWLEDGEMENT

This report represents the efforts of the following EML staff: Karin Decker, Michele DeGennaro, Isabel M. Fisenne, Richard Godwin, John Kada, Ada Kong, Pamela M. Perry, William Rivera, Arnold Boyd, Nancy Chieco, Kevin Clancy, Sylvia Kendall, and Camille Marinetti.

I NTRODUCTION

This Quality Assessment Program (QAP) is designed to test the quality of the environmental measurements being reported to the Department of Energy by its contractors. Since 1976, real or synthetic environmental samples that have been prepared and thoroughly analyzed at the Environmental Measurements Laboratory (EML) have been distributed at first quarterly and then semi-annually to these contractors. Their results, which are returned to EML within 90 days, are compiled with EML's results and are reported back to the participating contractors 30 days later. A summary of the reported results is available to the participants 4 days after the reporting deadline via the Internet at www.eml.doe.gov.

This is the 59th report of this program. Preceding reports in this series are:

HASL-317	(February 1, 1977)	EML-453	(March 1, 1986)
HASL-319	(May 2, 1977)	EML-454	(March 1, 1986)
HASL-323	(August 1, 1977)	EML-477	(October 1, 1986)
HASL-331	(November 1, 1977)	EML-478	(March 1, 1987)
EML-336	(January 1, 1978)	EML-498	(September 1, 1987)
EML-337	(February 1, 1978)	EML-518	(January 2, 1989)
EML-340	(May 1, 1978)	EML-525*	(August 1, 1989)
EML-343	(August 1, 1978)	EML-526	(January 2, 1990)
EML-346	(November 1, 1978)	EML-530	(July 2, 1990)
EML-350	(February 1, 1979)	EML-535	(January 1, 1991)
EML-351	(February 1, 1979)	EML-539	(July 1, 1991)
EML-354	(May 1, 1979)	EML-543	(January 2, 1992)
EML-358	(August 1, 1979)	EML-546	(July 1, 1992)
EML-364	(November 1, 1979)	EML-551	(January 4, 1993)
EML-368	(February 1, 1980)	EML-556	(July 1, 1993)
EML-377	(August 1, 1980)	EML-559	(January 5, 1994)
EML-387	(February 1, 1981)	EML-561	(July 1, 1994)
EML-388	(February 1, 1981)	EML-565	(January 5, 1995)
EML-393	(August 3, 1981)	EML-569	(July 3, 1995)
EML-402	(February 1, 1982)	EML-576	(February 1, 1996, Revised)
EML-414	(April 1, 1983)	EML-581	(July 1, 1996)
EML-417	(September 1, 1983)	EML-587	(January 1997)
EML-426	(March 1, 1984)	EML-591	(July 1997)
PNL-5079	(April 1, 1984)	EML-594	(January 1998)
EML-431	(September 1, 1984)	EML-596	(July 1998)
EML-432	(November 1, 1984)	EML-600	(December 1998)
EML-438	(March 1, 1985)	EML-604	(June 1999)
EML-439	(March 1, 1985)	EML-605	(December 1999)
EML-448	(October 1, 1985)	EML-608	(June 2000)

*Please note this is a corrected report number.

RESULTS

The results from the analysis of QAP-LIII samples (3597 results from 142 laboratories) received on or before December 2, 2000 are listed according to the TABLE OF CONTENTS. The data for the different kinds of samples are given in the following units:

Air Filters	Bq filter ⁻¹
Soil	Bq kg ⁻¹
Vegetation	Bq kg ⁻¹
Water	Bq L ⁻¹

The values for elemental uranium are reported in $\mu\text{g filter}^{-1}$, g^{-1} , or mL^{-1} . Some programs require the use of pCi as reporting units, the conversion can be found on page 3.

The 'EML value' listed in the tables to which the contractors' results are compared is the mean of replicate EML determinations for each nuclide. The EML uncertainty is the standard deviation of the mean. All other uncertainties are as reported by the participants.

The control limit concept was established from percentiles of historic data distributions (1982-1992). The evaluation of this historic data and the development of the control limits are presented in DOE report EML-564. The control limits for QAP-LIII were developed from percentiles of data distributions for the years 1993-1999.

Participants' analytical performance is evaluated based on the historical analytical capabilities for individual analyte/matrix pairs. The criteria for acceptable performance, "A", has been chosen to be between the 15th and 85th percentile of the cumulative normalized distribution, which can be viewed as the middle 70% of all historic measurements. The acceptable with warning criteria, "W", is between the 5th and 15th percentile and between the 85th and 95th percentile. In other words, the middle 90% of all reported values are acceptable, while the outer 5th-15th (10%) and 85th-95th percentiles (10%) are in the warning area. The not acceptable criteria, "N", is established at less than the 5th percentile and greater than the 95th percentile, that is, the outer 10% of the historical data. These control limits for all 48 i/j pairs are listed in the Table of Control Limits and Performance Criteria (p. 4).

QAP is an external assessment of environmental radiological analyses. If your laboratory is performing other types of analyses (screening, high-level radiological), this evaluation system may not be appropriate, and you should continue to use an evaluation system appropriate to your data quality objectives.

QAP 2009/Quality Assessment Program 53 Report

TABLE OF CONTENTS

Abstract	<i>i</i>
Acknowledgment	<i>ii</i>
Introduction	<i>iii</i>
Results	<i>iv</i>
Summary of Results Figure	1
Table of Statistical Summary	2
Table of Control Limits and Performance Criteria	4
Summary of Matrix Evaluations by Laboratory	6
Summary of Laboratory Evaluations by Matrix	29
Summary of Matrix Evaluations by Radionuclide	40
Results Ordered by Laboratory	
AA (EML)	44
AB	48
AC	49
AF	50
AG	52
AI	54
AM	55
AN	57
AR	58
AS	60
AT	61
AU	62
AW	63
BA	64
BC	65
BE	66
BL	68

BM	70
BN	71
BQ	72
BU	73
BX	75
CA	77
CB	78
CD	79
CE	80
CF	81
CH	82
CL	84
CM	86
CN	87
CO	88
CS	89
CU	90
CW	91
DC	92
DH	93
EC	94
EG	97
EM	98
EP	99
FE	100
FG	101
FJ	102
FL	103
FM	104
FR	105
FS	106
GA	107
GC	109
GD	111
GE	112
GS	114
GT	115
HC	116
HT	117
HU	118
ID	119
IL	120
IN	121
IS	122
IT	124
JL	126
KA	127

KR	128
LA	130
LB	132
LL	133
LM	134
LN	135
LV	136
LW	137
ME	138
MH	140
MI	141
MJ	142
ML	143
MS	144
NA	145
NF	146
NL	147
NM	148
NP	149
NQ	150
NR	151
NZ	152
OC	153
OD	154
OH	155
OK	156
OS	157
OT	158
OU	159
PK	160
PO	161
PR	162
PS	163
RA	164
RC	165
RG	166
RI	167
RK	168
RM	169
SA	170
SB	171
SE	172
SI	173
SK	174
SL	175
SN	176
SR	177

ST	179
SW	180
TE	181
TI	183
TK	184
TM	185
TN	187
TO	189
TP	191
TQ	192
TR	193
TT	194
TW	195
TX	196
UC	198
UP	199
US	200
UY	201
WA	203
WC	205
WE	206
WI	209
WN	211
WO	213
WT	215
WV	216
WW	217
WY	218
XZ	219
YA	220
YP	222
YU	223

Results Ordered by Matrix/Nuclide

Air	
²⁴¹ Am	224
Bq U	226
⁵⁷ Co	227
⁶⁰ Co	231
¹³⁷ Cs	235
Gross Alpha (GA)	239
Gross Beta (GB)	242
⁵⁴ Mn	245
²³⁸ Pu	250
²³⁹ Pu	252
⁹⁰ Sr	254

μg U	256
²³⁴ U	257
²³⁸ U	259
Soil	
²²⁸ Ac	261
²⁴¹ Am	264
²¹² Bi	267
²¹⁴ Bi	270
Bq U	274
¹³⁷ Cs	275
⁴⁰ K	279
²¹² Pb	283
²¹⁴ Pb	287
²³⁸ Pu	291
²³⁹ Pu	292
⁹⁰ Sr	294
²³⁴ Th	296
ug U	299
²³⁴ U	300
²³⁸ U	302
Vegetation	
²⁴¹ Am	304
²⁴⁴ Cm	306
⁶⁰ Co	307
¹³⁷ Cs	310
⁴⁰ K	313
²³⁸ Pu	316
²³⁹ Pu	317
⁹⁰ Sr	319
Water	
²⁴¹ Am	321
Bq U	324
⁶⁰ Co	325
¹³⁷ Cs	330
Gross Alpha (GA)	335
Gross Beta (GB)	338
³ H	341
²³⁸ Pu	344
²³⁹ Pu	346
⁹⁰ Sr	348
μg U	350
²³⁴ U	352
²³⁸ U	354

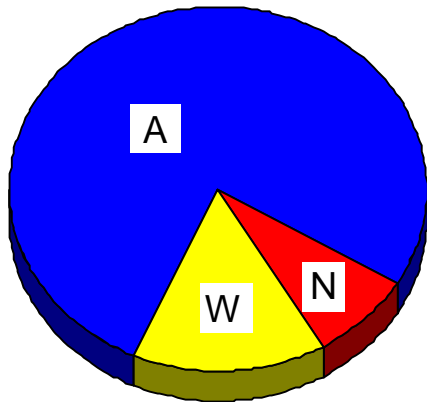
List of Labcodes of Participating Laboratories for EML QAP-LIII

Laboratories Reporting Data	356
Laboratories Not Reporting Data	359

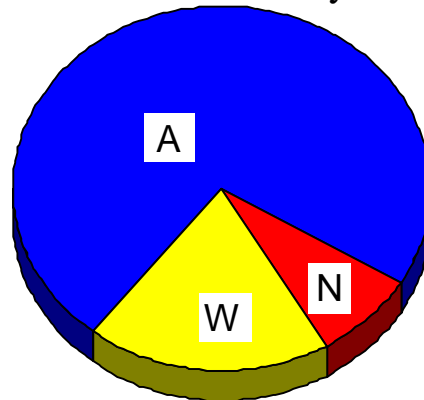
*Participating Laboratories are those laboratories that were sent samples.

QAP 53 Summary of Evaluations of 3597 Reported Analyses

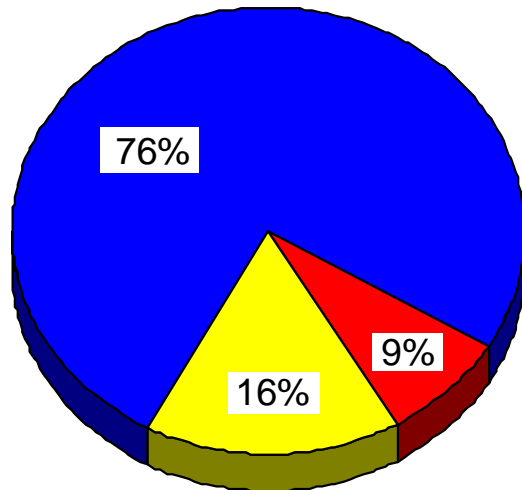
Air Filter: 1009 Analyses



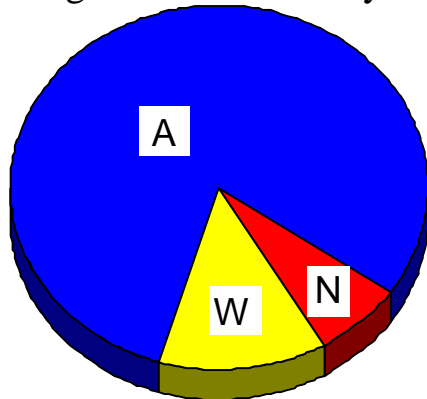
Soil: 1181 Analyses



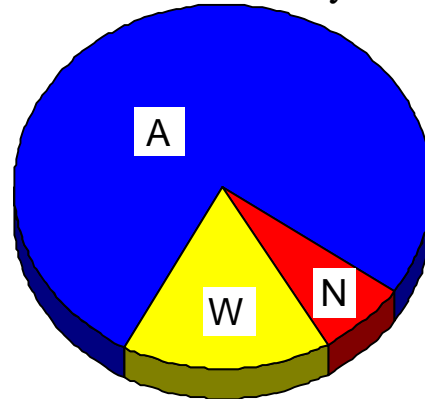
Summary:
All Analyses



Vegetation: 477 Analyses



Water: 930 Analyses



■ Acceptable ■ Warning ■ Not Acceptable

QAP 53 Statistical Summary

Nuclide	EML Value	EML Error	Reported Values			No.* of Reported Values
			Mean	Median	Std. Dev.	
Matrix: AI						
AM241	0.032	0.001	1.146	0.937	0.359	45
Bq U	0.083	0.004	1.039	0.964	0.322	8
CO57	14.550	0.460	1.031	1.031	0.099	125
CO60	8.430	0.480	1.028	1.032	0.071	133
CS137	7.410	0.360	1.075	1.069	0.083	135
GROSS ALPHA	2.350	0.150	1.052	1.053	0.174	84
GROSS BETA	1.520	0.150	1.011	1.003	0.150	82
MN54	43.200	1.300	1.057	1.054	0.094	130
PU238	0.045	0.001	0.935	0.889	0.137	48
PU239	0.074	0.007	0.963	0.946	0.106	48
SR90	1.640	0.110	0.966	0.939	0.256	36
U UG	3.330	0.140	0.958	0.929	0.115	16
U234	0.041	0.003	1.093	0.976	0.178	23
U238	0.041	0.002	1.052	0.976	0.147	16

Matrix: SO						
AC228	80.200	3.600	1.011	1.026	0.109	98
AM241	8.270	0.700	1.268	1.231	0.298	67
BI212	80.500	6.600	0.921	0.956	0.225	74
BI214	83.300	4.200	1.051	1.038	0.141	97
Bq U	327.000	11.000	0.868	0.878	0.073	16
CS137	1020.000	51.000	1.035	1.036	0.088	130
K40	713.000	38.000	1.050	1.029	0.118	115
PB212	79.300	4.300	1.053	1.047	0.133	93
PB214	86.300	4.300	1.072	1.029	0.174	97
PU238	19.100	0.200	1.140	1.016	0.359	23
PU239	16.800	0.300	1.019	1.030	0.089	56
SR90	50.400	2.000	1.017	0.998	0.208	45
TH234	148.000	10.000	1.175	1.149	0.333	57
U UG	13.200	0.500	0.842	0.864	0.124	28
U234	157.000	10.000	0.883	0.883	0.079	45
U238	163.000	10.000	0.855	0.871	0.091	51

Matrix: VE						
AM241	5.600	0.670	1.149	1.107	0.217	53

*Statistical summary of "A" and "W" reported values

QAP 53 Statistical Summary

Nuclide	EML Value	EML Error	<u>Reported Values</u>			No.* of Reported Values
			Mean	Median	Std. Dev.	
CM244	3.600	0.270	1.008	1.014	0.145	31
CO60	32.800	1.300	1.046	1.037	0.116	93
CS137	867.000	44.000	1.033	1.027	0.096	97
K40	639.000	34.000	1.045	1.039	0.118	82
PU238	0.700	0.010	0.991	0.993	0.123	10
PU239	9.600	0.800	0.928	0.921	0.122	40
SR90	1150.000	94.000	1.032	1.045	0.099	39

Matrix: WA

AM241	1.190	0.045	1.071	1.050	0.145	69
Bq U	0.916	0.031	0.934	0.961	0.066	17
CO60	73.700	2.900	0.985	0.986	0.046	136
CS137	67.000	3.500	0.989	0.985	0.058	140
GROSS ALPHA	1070.000	100.000	0.994	1.022	0.144	75
GROSS BETA	950.000	90.000	1.027	1.040	0.152	84
H3	91.300	0.300	1.186	1.188	0.163	82
PU238	0.786	0.011	0.966	0.967	0.069	54
PU239	0.591	0.021	0.994	0.998	0.069	55
SR90	4.530	0.120	0.990	1.002	0.126	61
U UG	0.030	0.001	0.984	0.987	0.010	12
U234	0.481	0.023	0.945	0.936	0.090	41
U238	0.368	0.012	0.971	0.951	0.115	43

Units for matrices:

Air filter: AI=Bq/filter

Soil: SO=Bq/kg

Vegetation: VE=Bq/kg

Water: WA=Bq/L.

Values for elemental uranium in µg/filter, g or mL.

Conversion from Bq/kg or L to pCi/g or mL:

1 Bq/kg or L = 0.027 pCi/g or mL

Example: Convert 3 Bq/kg to pCi/g

3 Bq/kg x 27 pCi/Bq/1000 g/kg = 0.081 pCi/g

*Statistical summary of "A" and "W" reported values

QAP 53 Control Limits* by Matrix

Nuclide	Lower Limit	Lower Middle Limit	Upper Middle Limit	Upper Limit
---------	-------------	--------------------	--------------------	-------------

Matrix: AI

AM241	0.69	0.87	1.38	2.40
Bq U	0.80	0.90	1.53	2.54
CO57	0.69	0.81	1.14	1.37
CO60	0.79	0.87	1.13	1.30
CS137	0.78	0.88	1.16	1.35
GROSS ALPHA	0.57	0.83	1.24	1.47
GROSS BETA	0.76	0.88	1.29	1.52
MN54	0.80	0.89	1.20	1.36
PU238	0.66	0.88	1.12	1.35
PU239	0.69	0.89	1.13	1.29
SR90	0.55	0.80	1.31	2.05
U UG	0.72	0.90	1.23	1.55
U234	0.80	0.90	1.36	1.92
U238	0.80	0.90	1.26	1.59

Matrix: SO

AC228	0.80	0.89	1.24	1.50
AM241	0.63	0.84	1.53	2.64
BI212	0.45	0.56	1.10	1.23
BI214	0.78	0.88	1.26	1.50
Bq U	0.62	0.80	1.12	1.35
CS137	0.80	0.90	1.18	1.29
K40	0.80	0.90	1.23	1.37
PB212	0.74	0.90	1.22	1.36
PB214	0.76	0.90	1.30	1.53
PU238	0.60	0.79	1.26	2.73
PU239	0.71	0.87	1.16	1.33
SR90	0.61	0.78	1.46	3.91
TH234	0.68	0.81	1.61	2.36
U UG	0.47	0.67	1.10	1.18
U234	0.71	0.86	1.11	1.27
U238	0.63	0.83	1.11	1.34

Matrix: VE

AM241	0.72	0.88	1.48	2.34
-------	------	------	------	------

*Control limits are established from historical QAP data and reported as:
the ratio of Reported Value vs. EML Value

QAP 53 Control Limits* by Matrix

Nuclide	Lower Limit	Lower Middle Limit	Upper Middle Limit	Upper Limit
CM244	0.61	0.82	1.35	1.61
CO60	0.75	0.88	1.25	1.51
CS137	0.80	0.90	1.23	1.37
K40	0.78	0.90	1.25	1.43
PU238	0.44	0.74	1.42	2.39
PU239	0.67	0.85	1.16	1.49
SR90	0.52	0.74	1.11	1.23

Matrix: WA

AM241	0.76	0.90	1.22	1.48
Bq U	0.73	0.90	1.26	1.37
CO60	0.80	0.90	1.12	1.20
CS137	0.80	0.90	1.15	1.24
GROSS ALPHA	0.58	0.79	1.12	1.26
GROSS BETA	0.56	0.75	1.33	1.50
H3	0.74	0.84	1.31	2.29
PU238	0.74	0.90	1.10	1.22
PU239	0.75	0.90	1.11	1.26
SR90	0.64	0.85	1.18	1.50
U UG	0.80	0.90	1.15	1.26
U234	0.80	0.90	1.23	1.40
U238	0.80	0.90	1.19	1.29

The following are recommended performance criteria for analysis of environmental levels of analytes:
Acceptable: Lower Middle Limit \leq A \leq Upper Middle Limit

Acceptable with Warning: Lower Limit \leq W $<$ Lower Middle Limit or Upper Middle Limit $<$ W \leq Upper Limit

Not Acceptable: N $<$ Lower Limit or N $>$ Upper Limit

*Control limits are established from historical QAP data and reported as:
the ratio of Reported Value vs. EML Value

QAP 53 Summary of Matrix Evaluations by Laboratory

Matrix	Evaluation Summary			Total Analyses	Evaluation Percentages		
	A	W	N		% A	% W	% N
Lab: AB Accura Analytical, Norcross, GA							
WA	4	0	0	4	100	0	0
Totals:	4	0	0	4	100%	0%	0%
Lab: AC Analytical Chemistry Laboratory, Argonne National Lab							
SO	5	2	1	8	63	25	13
WA	3	0	0	3	100	0	0
AI	4	0	0	4	100	0	0
Totals:	12	2	1	15	80%	13%	7%
Lab: AF Air Force Analytical Lab, Brooks AFB							
AI	6	2	5	13	46	15	38
VE	2	5	0	7	29	71	0
SO	8	4	3	15	53	27	20
WA	11	0	1	12	92	0	8
Totals:	27	11	9	47	57%	23%	19%
Lab: AG Paragon Analytics, Inc, Fort Collins, CO							
AI	11	2	0	13	85	15	0
WA	10	0	1	11	91	0	9
SO	15	1	0	16	94	6	0
VE	6	0	0	6	100	0	0
Totals:	42	3	1	46	91%	7%	2%
Lab: AI Nuclear Technology Services, Inc., Roswell, GA							
WA	6	5	0	11	55	45	0
AI	8	1	3	12	67	8	25
VE	5	1	0	6	83	17	0
Totals:	19	7	3	29	66%	24%	10%
Lab: AM American Radiation Services, Inc., Baton Rouge							
VE	6	0	0	6	100	0	0
AI	7	2	4	13	54	15	31
WA	8	4	0	12	67	33	0
SO	12	2	0	14	86	14	0
Totals:	33	8	4	45	73%	18%	9%
Lab: AN Argonne National Laboratory							
WA	9	0	0	9	100	0	0
AI	10	0	0	10	100	0	0

QAP 53 Summary of Matrix Evaluations by Laboratory

Matrix	Evaluation Summary			Total Analyses	Evaluation Percentages		
	A	W	N		% A	% W	% N
SO	7	0	0	7	100	0	0
Totals:	26	0	0	26	100%	0%	0%
Lab: AR Accu-Labs Research Inc., Golden, CO							
WA	11	0	1	12	92	0	8
VE	6	1	0	7	86	14	0
AI	13	0	0	13	100	0	0
SO	13	0	1	14	93	0	7
Totals:	43	1	2	46	93%	2%	4%
Lab: AS USACHPPM, Aberdeen Proving Ground, MD							
WA	2	3	2	7	29	43	29
SO	9	0	0	9	100	0	0
AI	6	0	0	6	100	0	0
Totals:	17	3	2	22	77%	14%	9%
Lab: AT ATL International inc., Germantown, MD							
VE	4	1	0	5	80	20	0
AI	6	0	0	6	100	0	0
WA	7	4	0	11	64	36	0
SO	8	5	0	13	62	38	0
Totals:	25	10	0	35	71%	29%	0%
Lab: AU ORISE RSAT/ESSAP, Oak Ridge							
AI	5	2	2	9	56	22	22
WA	8	1	0	9	89	11	0
SO	9	3	0	12	75	25	0
VE	5	0	0	5	100	0	0
Totals:	27	6	2	35	77%	17%	6%
Lab: AW Argonne West National Lab							
WA	2	0	0	2	100	0	0
AI	4	0	0	4	100	0	0
Totals:	6	0	0	6	100%	0%	0%
Lab: BA Bettis Atomic Power Lab, West Mifflin, PA							
VE	2	0	0	2	100	0	0
SO	1	0	0	1	100	0	0
WA	3	1	0	4	75	25	0
AI	4	0	0	4	100	0	0

QAP 53 Summary of Matrix Evaluations by Laboratory

Matrix	Evaluation Summary			Total Analyses	Evaluation Percentages		
	A	W	N		% A	% W	% N
Totals:	10	1	0	11	91%	9%	0%
Lab: BC BWX Technologies, Inc, Naval Nuclear Fuel Division, Lynchburg, VA							
VE	4	0	0	4	100	0	0
AI	8	1	0	9	89	11	0
WA	5	2	0	7	71	29	0
SO	3	1	0	4	75	25	0
Totals:	20	4	0	24	83%	17%	0%
Lab: BE RUST Geotech, Grand Junction, CO							
AI	7	4	2	13	54	31	15
SO	10	1	1	12	83	8	8
VE	6	0	1	7	86	0	14
WA	10	1	1	12	83	8	8
Totals:	33	6	5	44	75%	14%	11%
Lab: BL Barringer Laboratories Inc., Golden, CO							
VE	5	2	0	7	71	29	0
AI	13	1	1	15	87	7	7
WA	7	1	5	13	54	8	38
SO	13	1	1	15	87	7	7
Totals:	38	5	7	50	76%	10%	14%
Lab: BM Battelle Memorial Institute, Columbus, OH							
WA	5	3	0	8	63	38	0
SO	5	0	0	5	100	0	0
VE	4	1	0	5	80	20	0
AI	8	0	0	8	100	0	0
Totals:	22	4	0	26	85%	15%	0%
Lab: BN Brookhaven National Laboratory, Upton, NY							
VE	1	2	0	3	33	67	0
SO	4	3	0	7	57	43	0
WA	4	1	1	6	67	17	17
AI	4	2	0	6	67	33	0
Totals:	13	8	1	22	59%	36%	5%
Lab: BQ Becquerel Laboratories Inc., Mississauga, Ontario, Canada							
AI	4	3	0	7	57	43	0
WA	4	1	1	6	67	17	17
SO	2	4	1	7	29	57	14

QAP 53 Summary of Matrix Evaluations by Laboratory

Matrix	Evaluation Summary			Total Analyses	Evaluation Percentages		
	A	W	N		% A	% W	% N
VE	2	0	1	3	67	0	33
Totals:	12	8	3	23	52%	35%	13%
Lab: BU Autoridad Regulatoria, Buenos Aires, Argentina							
AI	7	3	2	12	58	25	17
VE	8	0	0	8	100	0	0
SO	12	1	0	13	92	8	0
WA	13	0	1	14	93	0	7
Totals:	40	4	3	47	85%	9%	6%
Lab: BX B&W Nuclear Envir. Services, Lynchburg, VA							
VE	6	1	0	7	86	14	0
SO	7	2	3	12	58	17	25
WA	9	2	0	11	82	18	0
AI	7	5	0	12	58	42	0
Totals:	29	10	3	42	69%	24%	7%
Lab: CA Atomic Energy Control Board, Ottawa, Canada							
WA	5	0	0	5	100	0	0
SO	1	0	0	1	100	0	0
AI	5	1	0	6	83	17	0
Totals:	11	1	0	12	92%	8%	0%
Lab: CB Radiation Protection Bureau, Ontario, Canada							
WA	5	0	3	8	63	0	38
AI	4	0	1	5	80	0	20
Totals:	9	0	4	13	69%	0%	31%
Lab: CD Gentilly-2 Nuclear Power Plant, Quebec Canada							
SO	6	0	1	7	86	0	14
VE	3	0	0	3	100	0	0
WA	4	0	0	4	100	0	0
AI	4	1	0	5	80	20	0
Totals:	17	1	1	19	89%	5%	5%
Lab: CE Environmental Monitoring Laboratory, New Brunswick, Canada							
SO	1	1	0	2	50	50	0
WA	5	0	1	6	83	0	17
AI	7	0	0	7	100	0	0
VE	3	0	0	3	100	0	0

QAP 53 Summary of Matrix Evaluations by Laboratory

Matrix	Evaluation Summary			Total Analyses	Evaluation Percentages		
	A	W	N		% A	% W	% N
Totals:	16	1	1	18	89%	6%	6%
Lab: CF Freshwater Institute Radiochemistry Winnipeg, Manitoba, Canada							
VE	5	1	0	6	83	17	0
SO	7	5	0	12	58	42	0
WA	6	0	0	6	100	0	0
Totals:	18	6	0	24	75%	25%	0%
Lab: CH California State Dept. Health Serv., Sanitation & Radiation Laboratory							
AI	9	5	0	14	64	36	0
WA	10	3	0	13	77	23	0
SO	12	2	1	15	80	13	7
VE	7	0	0	7	100	0	0
Totals:	38	10	1	49	78%	20%	2%
Lab: CL Core Laboratories, Casper, WY							
SO	4	6	4	14	29	43	29
WA	10	1	1	12	83	8	8
VE	3	2	2	7	43	29	29
AI	5	3	5	13	38	23	38
Totals:	22	12	12	46	48%	26%	26%
Lab: CM Metropolitan Water Reclamation District of Greater Chicago							
WA	12	3	0	15	80	20	0
Totals:	12	3	0	15	80%	20%	0%
Lab: CN China Institute for Radiation Protection							
SO	5	1	0	6	83	17	0
AI	4	0	0	4	100	0	0
VE	3	1	0	4	75	25	0
Totals:	12	2	0	14	86%	14%	0%
Lab: CO Bedford Institute of Oceanography, Dartmouth, Nova Scotia, Canada							
VE	6	0	0	6	100	0	0
SO	3	0	0	3	100	0	0
AI	0	6	2	8	0	75	25
Totals:	9	6	2	17	53%	35%	12%

QAP 53 Summary of Matrix Evaluations by Laboratory

Matrix	Evaluation Summary			Total Analyses	Evaluation Percentages		
	A	W	N		% A	% W	% N
Lab: CS Rocketdyne Propulsion & Power, Canoga Park, CA							
SO	5	2	0	7	71	29	0
WA	2	1	0	3	67	33	0
AI	3	0	0	3	100	0	0
Totals:	10	3	0	13	77%	23%	0%
Lab: CU Universite Laval, Quebec, Canada							
VE	3	0	0	3	100	0	0
WA	4	0	0	4	100	0	0
SO	6	1	0	7	86	14	0
AI	3	1	0	4	75	25	0
Totals:	16	2	0	18	89%	11%	0%
Lab: CW Carlsbad Environmental Monitoring Research Center, NM							
VE	7	0	0	7	100	0	0
SO	12	0	0	12	100	0	0
WA	7	0	2	9	78	0	22
AI	7	0	2	9	78	0	22
Totals:	33	0	4	37	89%	0%	11%
Lab: DC Datachem Laboratories, Salt Lake City							
WA	2	2	0	4	50	50	0
SO	5	2	0	7	71	29	0
Totals:	7	4	0	11	64%	36%	0%
Lab: DH Duke Engineering Services Hanford							
SO	4	3	0	7	57	43	0
WA	4	0	0	4	100	0	0
AI	6	0	0	6	100	0	0
Totals:	14	3	0	17	82%	18%	0%
Lab: EC Envirocare of Utah							
SO	25	17	3	45	56	38	7
WA	11	4	0	15	73	27	0
AI	24	9	2	35	69	26	6
Totals:	60	30	5	95	63%	32%	5%
Lab: EG LMITCO/INEL, Scoville							
SO	7	0	0	7	100	0	0
WA	8	2	0	10	80	20	0

QAP 53 Summary of Matrix Evaluations by Laboratory

Matrix	Evaluation Summary			Total Analyses	Evaluation Percentages		
	A	W	N		% A	% W	% N
VE	6	1	0	7	86	14	0
AI	2	5	3	10	20	50	30
Totals:	23	8	3	34	68%	24%	9%
Lab: EM 3M, Empore Disks, St. Paul, MN							
WA	1	1	0	2	50	50	0
Totals:	1	1	0	2	50%	50%	0%
Lab: EP US EPA, Las Vegas							
SO	2	0	0	2	100	0	0
WA	4	1	0	5	80	20	0
AI	6	0	0	6	100	0	0
Totals:	12	1	0	13	92%	8%	0%
Lab: FE Fernald WPRAP Field Office, Ohio							
SO	8	1	0	9	89	11	0
WA	5	0	0	5	100	0	0
AI	0	2	0	2	0	100	0
Totals:	13	3	0	16	81%	19%	0%
Lab: FG FGL Environmental, Santa Paula, CA							
SO	5	1	0	6	83	17	0
WA	3	2	0	5	60	40	0
AI	5	1	0	6	83	17	0
Totals:	13	4	0	17	76%	24%	0%
Lab: FJ The University of the South Pacific, Fiji Islands							
VE	3	0	0	3	100	0	0
SO	1	0	1	2	50	0	50
AI	4	0	0	4	100	0	0
Totals:	8	0	1	9	89%	0%	11%
Lab: FL Florida Dept of Health & Rehab. Serv., Orlando							
VE	4	0	0	4	100	0	0
SO	6	3	1	10	60	30	10
WA	4	2	0	6	67	33	0
AI	7	0	0	7	100	0	0
Totals:	21	5	1	27	78%	19%	4%

QAP 53 Summary of Matrix Evaluations by Laboratory

Matrix	Evaluation Summary			Total Analyses	Evaluation Percentages		
	A	W	N		% A	% W	% N
Lab: FM Florida Mobile Emergency Radiological Laboratory, Orlando							
WA	3	0	0	3	100	0	0
AI	3	1	1	5	60	20	20
Totals:	6	1	1	8	75%	13%	13%
Lab: FR CEA/DAM - SPR/B3							
SO	9	0	0	9	100	0	0
Totals:	9	0	0	9	100%	0%	0%
Lab: FS Florida State University, Tallahassee							
SO	8	1	0	9	89	11	0
Totals:	8	1	0	9	89%	11%	0%
Lab: GA Lockheed Martin, Pikton, OH							
VE	5	1	0	6	83	17	0
SO	10	2	0	12	83	17	0
WA	5	3	1	9	56	33	11
AI	10	1	0	11	91	9	0
Totals:	30	7	1	38	79%	18%	3%
Lab: GC Georgia Power Company Environmental Lab							
VE	9	0	0	9	100	0	0
SO	20	2	1	23	87	9	4
WA	8	0	0	8	100	0	0
AI	12	0	0	12	100	0	0
Totals:	49	2	1	52	94%	4%	2%
Lab: GD GTS Duratek, Oak Ridge, TN							
VE	3	3	3	9	33	33	33
SO	3	3	0	6	50	50	0
WA	6	0	0	6	100	0	0
AI	11	1	0	12	92	8	0
Totals:	23	7	3	33	70%	21%	9%
Lab: GE General Engineering Labs, Charleston, SC							
WA	8	3	1	12	67	25	8
AI	12	0	1	13	92	0	8
VE	6	1	0	7	86	14	0
SO	11	3	0	14	79	21	0

QAP 53 Summary of Matrix Evaluations by Laboratory

Matrix	Evaluation Summary			Total Analyses	Evaluation Percentages		
	A	W	N		% A	% W	% N
Totals:	37	7	2	46	80%	15%	4%
Lab: GS USGS/NWQL, Arvada, CO							
WA	4	2	2	8	50	25	25
Totals:	4	2	2	8	50%	25%	25%
Lab: GT Georgia Institute of Technology							
VE	8	0	0	8	100	0	0
SO	7	0	0	7	100	0	0
WA	9	1	0	10	90	10	0
AI	10	0	0	10	100	0	0
Totals:	34	1	0	35	97%	3%	0%
Lab: HC Lawrence Livermore Laboratory, California							
AI	1	1	0	2	50	50	0
WA	2	1	0	3	67	33	0
Totals:	3	2	0	5	60%	40%	0%
Lab: HT Technical University, Budapest, Hungary							
SO	4	0	0	4	100	0	0
WA	3	1	0	4	75	25	0
Totals:	7	1	0	8	88%	13%	0%
Lab: HU Water Resources Research Centre (VITUKI), Hungary							
SO	7	1	0	8	88	13	0
WA	1	4	1	6	17	67	17
AI	4	0	2	6	67	0	33
VE	3	0	0	3	100	0	0
Totals:	15	5	3	23	65%	22%	13%
Lab: ID Institute of Radiation Protection and Dosimetry, IRD/ CNEN, Brazil							
AI	6	1	1	8	75	13	13
SO	4	1	7	12	33	8	58
VE	4	2	0	6	67	33	0
Totals:	14	4	8	26	54%	15%	31%
Lab: IL ISU Environmental Monitoring Program, Pocatello, ID							
VE	1	2	0	3	33	67	0

QAP 53 Summary of Matrix Evaluations by Laboratory

Matrix	Evaluation Summary				Evaluation Percentages		
	A	W	N	Total Analyses	% A	% W	% N
SO	2	4	1	7	29	57	14
WA	4	0	0	4	100	0	0
AI	6	0	0	6	100	0	0
Totals:	13	6	1	20	65%	30%	5%
Lab: IN Lockheed Martin Idaho Technical Corp., Analytical Laboratory							
VE	3	0	0	3	100	0	0
SO	11	2	0	13	85	15	0
WA	8	1	0	9	89	11	0
AI	4	0	0	4	100	0	0
Totals:	26	3	0	29	90%	10%	0%
Lab: IS Severn Trent St. Louis							
VE	3	2	2	7	43	29	29
SO	5	7	1	13	38	54	8
WA	6	4	2	12	50	33	17
AI	7	3	2	12	58	25	17
Totals:	21	16	7	44	48%	36%	16%
Lab: IT Severn Trent- Richland Laboratory							
SO	5	5	3	13	38	38	23
WA	7	5	0	12	58	42	0
VE	6	1	0	7	86	14	0
AI	10	1	2	13	77	8	15
Totals:	28	12	5	45	62%	27%	11%
Lab: JL Jefferson Lab, Newport News, VA							
WA	6	0	0	6	100	0	0
Totals:	6	0	0	6	100%	0%	0%
Lab: KA Knolls Atomic Power Lab, Schenectady							
SO	4	0	0	4	100	0	0
WA	7	0	1	8	88	0	13
AI	1	1	0	2	50	50	0
Totals:	12	1	1	14	86%	7%	7%
Lab: KR Korea Atomic Energy Research Institute							
VE	22	1	1	24	92	4	4
SO	26	6	3	35	74	17	9
AI	16	4	0	20	80	20	0

QAP 53 Summary of Matrix Evaluations by Laboratory

Matrix	Evaluation Summary			Total Analyses	Evaluation Percentages		
	A	W	N		% A	% W	% N
Totals:	64	11	4	79	81%	14%	5%
Lab: LA Los Alamos National Laboratory, NM							
VE	7	2	0	9	78	22	0
SO	27	0	0	27	100	0	0
WA	15	3	0	18	83	17	0
Totals:	49	5	0	54	91%	9%	0%
Lab: LB Lawrence Berkeley Lab UCB							
SO	8	1	0	9	89	11	0
VE	3	0	1	4	75	0	25
WA	6	1	1	8	75	13	13
AI	5	1	0	6	83	17	0
Totals:	22	3	2	27	81%	11%	7%
Lab: LL LLNL Chemistry and Material Science/Environmental							
VE	1	0	0	1	100	0	0
SO	3	1	0	4	75	25	0
WA	2	3	1	6	33	50	17
AI	2	4	0	6	33	67	0
Totals:	8	8	1	17	47%	47%	6%
Lab: LM American Radiation Services of New Mexico, Los Alamos							
VE	4	0	0	4	100	0	0
SO	5	4	0	9	56	44	0
WA	4	2	0	6	67	33	0
AI	6	0	0	6	100	0	0
Totals:	19	6	0	25	76%	24%	0%
Lab: LN Los Alamos National Lab, ES&H							
WA	2	1	0	3	67	33	0
AI	5	1	0	6	83	17	0
Totals:	7	2	0	9	78%	22%	0%
Lab: LV UNLV, Dept of Health Physics							
SO	9	0	0	9	100	0	0
AI	6	1	0	7	86	14	0
WA	2	2	2	6	33	33	33
VE	4	0	0	4	100	0	0

QAP 53 Summary of Matrix Evaluations by Laboratory

Matrix	Evaluation Summary			Total Analyses	Evaluation Percentages		
	A	W	N		% A	% W	% N
Totals:	21	3	2	26	81%	12%	8%
Lab: LW Lawrence Livermore National Lab, Waste							
SO	1	1	3	5	20	20	60
WA	6	3	1	10	60	30	10
Totals:	7	4	4	15	47%	27%	27%
Lab: ME Radiation Control Program, Jamaica Plain, MA							
AI	13	5	0	18	72	28	0
WA	9	3	0	12	75	25	0
SO	20	5	2	27	74	19	7
VE	0	0	12	12	0	0	100
Totals:	42	13	14	69	61%	19%	20%
Lab: MH Maine Health & Environmental Testing Laboratory							
WA	7	2	0	9	78	22	0
SO	8	1	0	9	89	11	0
VE	4	0	0	4	100	0	0
AI	4	2	0	6	67	33	0
Totals:	23	5	0	28	82%	18%	0%
Lab: MI Massachusetts Institute of Technology							
AI	3	1	0	4	75	25	0
WA	2	2	0	4	50	50	0
Totals:	5	3	0	8	63%	38%	0%
Lab: MJ Mississippi State Department of Health, Jackson							
WA	4	2	1	7	57	29	14
Totals:	4	2	1	7	57%	29%	14%
Lab: ML Babcock & Wilcox of Ohio, Mound, Miamisburg, Ohio							
SO	11	1	0	12	92	8	0
WA	7	1	0	8	88	13	0
AI	9	0	0	9	100	0	0
Totals:	27	2	0	29	93%	7%	0%
Lab: MS Manufacturing Sciences Corporation, Oak Ridge							
SO	6	1	0	7	86	14	0

QAP 53 Summary of Matrix Evaluations by Laboratory

Matrix	Evaluation Summary			Total Analyses	Evaluation Percentages		
	A	W	N		% A	% W	% N
WA	2	1	0	3	67	33	0
AI	5	1	0	6	83	17	0
Totals:	13	3	0	16	81%	19%	0%
Lab: NA US EPA NAREL, Montgomery, AL							
SO	8	1	0	9	89	11	0
WA	6	1	0	7	86	14	0
VE	3	2	0	5	60	40	0
AI	4	1	4	9	44	11	44
Totals:	21	5	4	30	70%	17%	13%
Lab: NF Nuclear Fuel Services, Erwin, TN							
SO	0	0	2	2	0	0	100
WA	4	1	0	5	80	20	0
Totals:	4	1	2	7	57%	14%	29%
Lab: NL Fluor Daniel Fernald, Inc., Ohio							
SO	13	0	0	13	100	0	0
WA	6	2	1	9	67	22	11
AI	7	1	1	9	78	11	11
Totals:	26	3	2	31	84%	10%	6%
Lab: NM Environmental Evaluation Group, Carlsbad, NM							
AI	4	1	0	5	80	20	0
SO	13	0	0	13	100	0	0
WA	4	1	0	5	80	20	0
Totals:	21	2	0	23	91%	9%	0%
Lab: NP JAF Environmental Laboratory, New York Power Authority							
WA	4	0	0	4	100	0	0
AI	5	0	0	5	100	0	0
Totals:	9	0	0	9	100%	0%	0%
Lab: NQ New Mexico Department of Health, Albuquerque							
SO	10	0	1	11	91	0	9
WA	7	2	0	9	78	22	0
AI	11	0	0	11	100	0	0
Totals:	28	2	1	31	90%	6%	3%

QAP 53 Summary of Matrix Evaluations by Laboratory

Matrix	Evaluation Summary			Total Analyses	Evaluation Percentages		
	A	W	N		% A	% W	% N
Lab: NR Naval Reactors Facility Chemistry, Scoville, ID							
VE	2	0	0	2	100	0	0
SO	1	0	0	1	100	0	0
WA	2	0	0	2	100	0	0
AI	4	0	0	4	100	0	0
Totals:	9	0	0	9	100%	0%	0%
Lab: NZ National Radiation Laboratory, New Zealand							
AI	5	1	0	6	83	17	0
VE	2	0	1	3	67	0	33
SO	7	2	1	10	70	20	10
WA	3	2	0	5	60	40	0
Totals:	17	5	2	24	71%	21%	8%
Lab: OC Radiation Protection Service Laboratory, Ontario, Canada							
VE	3	0	0	3	100	0	0
SO	5	2	1	8	63	25	13
WA	5	1	0	6	83	17	0
AI	6	0	0	6	100	0	0
Totals:	19	3	1	23	83%	13%	4%
Lab: OD ORNL, Radiobioassay Lab							
WA	9	0	0	9	100	0	0
AI	10	2	0	12	83	17	0
Totals:	19	2	0	21	90%	10%	0%
Lab: OH Ohio Dept Of Health Laboratory, Columbus							
SO	6	1	0	7	86	14	0
WA	5	0	0	5	100	0	0
VE	0	2	1	3	0	67	33
AI	5	1	0	6	83	17	0
Totals:	16	4	1	21	76%	19%	5%
Lab: OK Southwest Laboratory of Oklahoma							
AI	3	1	1	5	60	20	20
SO	4	0	1	5	80	0	20
WA	6	2	0	8	75	25	0
Totals:	13	3	2	18	72%	17%	11%

QAP 53 Summary of Matrix Evaluations by Laboratory

Matrix	Evaluation Summary			Total Analyses	Evaluation Percentages		
	A	W	N		% A	% W	% N
Lab: OS Oregon Health Division Radiation Controls Section, Portland							
AI	8	0	0	8	100	0	0
SO	6	2	2	10	60	20	20
WA	4	0	0	4	100	0	0
Totals:	18	2	2	22	82%	9%	9%
Lab: OT ORNL Radioactive Material Analysis Lab							
VE	7	0	0	7	100	0	0
SO	8	1	1	10	80	10	10
WA	9	0	0	9	100	0	0
AI	7	1	3	11	64	9	27
Totals:	31	2	4	37	84%	5%	11%
Lab: OU Outreach Laboratory, Broken Arrow, OK							
SO	0	4	3	7	0	57	43
WA	3	2	1	6	50	33	17
AI	3	2	0	5	60	40	0
Totals:	6	8	4	18	33%	44%	22%
Lab: PK Pakistan Institute of Nuclear Science & Technology							
AI	4	0	0	4	100	0	0
VE	1	1	0	2	50	50	0
SO	4	1	1	6	67	17	17
Totals:	9	2	1	12	75%	17%	8%
Lab: PO Institute of Oceanology PAN, Poland							
VE	4	0	0	4	100	0	0
SO	7	0	0	7	100	0	0
AI	4	1	0	5	80	20	0
Totals:	15	1	0	16	94%	6%	0%
Lab: PR Princeton Plasma Physics Lab							
WA	1	0	0	1	100	0	0
Totals:	1	0	0	1	100%	0%	0%
Lab: PS PA-DEP Bureau of Radiation Protection, Harrisburg							
AI	3	2	0	5	60	40	0
VE	0	1	0	1	0	100	0
SO	1	0	0	1	100	0	0
WA	2	0	2	4	50	0	50

QAP 53 Summary of Matrix Evaluations by Laboratory

Matrix	Evaluation Summary			Total Analyses	Evaluation Percentages		
	A	W	N		% A	% W	% N
Totals:	6	3	2	11	55%	27%	18%
Lab: RA V. G. Khlopin Radium Institute, St. Petersburg, Russia							
AI	10	1	1	12	83	8	8
VE	8	1	0	9	89	11	0
SO	16	2	1	19	84	11	5
Totals:	34	4	2	40	85%	10%	5%
Lab: RC US NRC Region I Laboratory, PA							
SO	2	0	0	2	100	0	0
WA	3	0	0	3	100	0	0
AI	6	0	0	6	100	0	0
Totals:	11	0	0	11	100%	0%	0%
Lab: RG Thermo Nutech Rocky Flats Plant, Golden							
WA	2	0	0	2	100	0	0
Totals:	2	0	0	2	100%	0%	0%
Lab: RI Waste Management Services of Hanford, Inc., 222S Lab							
SO	5	3	0	8	63	38	0
WA	7	1	4	12	58	8	33
AI	8	0	0	8	100	0	0
VE	5	1	0	6	83	17	0
Totals:	25	5	4	34	74%	15%	12%
Lab: RK Rock Island Arsenal, Illinois							
AI	1	1	0	2	50	50	0
Totals:	1	1	0	2	50%	50%	0%
Lab: RM RMI Environmental Services, Ashtabula, Ohio							
WA	6	0	0	6	100	0	0
AI	4	1	2	7	57	14	29
SO	9	2	1	12	75	17	8
Totals:	19	3	3	25	76%	12%	12%
Lab: SA Sandia Labs Radioactive Sample Diag. Prog., NM							
SO	3	0	0	3	100	0	0
WA	4	1	2	7	57	14	29

QAP 53 Summary of Matrix Evaluations by Laboratory

Matrix	Evaluation Summary			Total Analyses	Evaluation Percentages		
	A	W	N		% A	% W	% N
AI	7	1	1	9	78	11	11
Totals:	14	2	3	19	74%	11%	16%
Lab: SB SC Dept. of Health and Environment Control Radiological Lab							
WA	5	1	0	6	83	17	0
VE	0	2	2	4	0	50	50
SO	2	3	0	5	40	60	0
AI	2	3	0	5	40	60	0
Totals:	9	9	2	20	45%	45%	10%
Lab: SE Defence Research Establishment of Sweden (FOA)							
AI	6	1	0	7	86	14	0
SO	9	2	0	11	82	18	0
VE	8	0	0	8	100	0	0
Totals:	23	3	0	26	88%	12%	0%
Lab: SI Jozef Stefan Institute, Slovenia							
VE	4	0	0	4	100	0	0
SO	9	2	0	11	82	18	0
WA	3	0	0	3	100	0	0
AI	5	0	0	5	100	0	0
Totals:	21	2	0	23	91%	9%	0%
Lab: SK Savannah River Plant							
VE	4	0	0	4	100	0	0
SO	6	3	0	9	67	33	0
WA	4	1	0	5	80	20	0
Totals:	14	4	0	18	78%	22%	0%
Lab: SL Stanford Linear Accelerator Center							
WA	3	0	0	3	100	0	0
Totals:	3	0	0	3	100%	0%	0%
Lab: SN Sanford Cohen Associates, Inc., Montgomery, AL							
WA	7	1	1	9	78	11	11
AI	5	1	0	6	83	17	0
SO	8	2	0	10	80	20	0
VE	4	3	0	7	57	43	0

QAP 53 Summary of Matrix Evaluations by Laboratory

Matrix	Evaluation Summary			Total Analyses	Evaluation Percentages		
	A	W	N		% A	% W	% N
Totals:	24	7	1	32	75%	22%	3%
Lab: SR Savannah River Environmental Laboratory							
SO	10	3	0	13	77	23	0
WA	7	2	2	11	64	18	18
AI	10	2	0	12	83	17	0
VE	6	0	1	7	86	0	14
Totals:	33	7	3	43	77%	16%	7%
Lab: ST SC DHEC, Aiken, South Carolina							
WA	1	0	0	1	100	0	0
Totals:	1	0	0	1	100%	0%	0%
Lab: SW Southwest Research Institute, San Antonio, TX							
SO	1	1	11	13	8	8	85
WA	3	2	2	7	43	29	29
AI	5	1	1	7	71	14	14
Totals:	9	4	14	27	33%	15%	52%
Lab: TE Teledyne Isotopes Midwest Lab, Northbrook, IL							
AI	5	6	2	13	38	46	15
SO	9	2	0	11	82	18	0
WA	8	2	0	10	80	20	0
VE	5	1	1	7	71	14	14
Totals:	27	11	3	41	66%	27%	7%
Lab: TI Teledyne Brown Engineering Environmental Services, Westwood, NJ							
VE	2	1	0	3	67	33	0
SO	6	2	1	9	67	22	11
WA	2	2	1	5	40	40	20
AI	6	0	0	6	100	0	0
Totals:	16	5	2	23	70%	22%	9%
Lab: TK Kevin Wright, Kingston, TN							
SO	3	0	0	3	100	0	0
WA	4	0	0	4	100	0	0
AI	8	0	0	8	100	0	0
Totals:	15	0	0	15	100%	0%	0%

QAP 53 Summary of Matrix Evaluations by Laboratory

Matrix	Evaluation Summary			Total Analyses	Evaluation Percentages		
	A	W	N		% A	% W	% N
Lab: TM Thermo NUTech Albuquerque Lab, NM							
VE	4	1	1	6	67	17	17
AI	6	4	2	12	50	33	17
SO	10	3	0	13	77	23	0
WA	10	1	1	12	83	8	8
Totals:	30	9	4	43	70%	21%	9%
Lab: TN Thermo NUTech, Richmond, CA							
WA	9	2	1	12	75	17	8
AI	9	1	3	13	69	8	23
SO	5	4	2	11	45	36	18
VE	5	1	1	7	71	14	14
Totals:	28	8	7	43	65%	19%	16%
Lab: TO Thermo NUtech Oak Ridge Laboratory							
SO	8	4	1	13	62	31	8
WA	10	1	1	12	83	8	8
AI	5	4	3	12	42	33	25
VE	3	1	1	5	60	20	20
Totals:	26	10	6	42	62%	24%	14%
Lab: TP Taiwan Power Company, Taipei, Taiwan							
VE	1	2	0	3	33	67	0
SO	6	1	0	7	86	14	0
WA	2	0	0	2	100	0	0
AI	4	0	0	4	100	0	0
Totals:	13	3	0	16	81%	19%	0%
Lab: TQ Institute of Nuclear Energy Research, Taiwan							
SO	7	1	0	8	88	13	0
WA	5	1	0	6	83	17	0
AI	6	0	0	6	100	0	0
VE	4	0	0	4	100	0	0
Totals:	22	2	0	24	92%	8%	0%
Lab: TR University of Istanbul, Turkey							
AI	4	0	0	4	100	0	0
VE	3	0	0	3	100	0	0
SO	5	3	0	8	63	38	0
Totals:	12	3	0	15	80%	20%	0%

QAP 53 Summary of Matrix Evaluations by Laboratory

Matrix	Evaluation Summary			Total Analyses	Evaluation Percentages		
	A	W	N		% A	% W	% N
Lab: TT Tracer Technologies International, Inc., Cleveland							
WA	3	0	0	3	100	0	0
Totals:	3	0	0	3	100%	0%	0%
Lab: TW Taiwan Radiation Monitoring Center							
VE	3	0	0	3	100	0	0
SO	10	2	0	12	83	17	0
WA	8	0	0	8	100	0	0
AI	5	1	0	6	83	17	0
Totals:	26	3	0	29	90%	10%	0%
Lab: TX Texas Dept. of Health/Laboratories, Austin							
SO	12	0	0	12	100	0	0
WA	9	2	0	11	82	18	0
VE	5	1	0	6	83	17	0
AI	10	0	0	10	100	0	0
Totals:	36	3	0	39	92%	8%	0%
Lab: UC United States Enrichment Corporation, Paducah, KY							
VE	4	0	0	4	100	0	0
AI	5	0	1	6	83	0	17
SO	2	1	0	3	67	33	0
WA	5	0	1	6	83	0	17
Totals:	16	1	2	19	84%	5%	11%
Lab: UP Lockheed Martin Energy Systems, Y-12 Plant, Oak Ridge							
WA	0	0	1	1	0	0	100
SO	1	0	0	1	100	0	0
Totals:	1	0	1	2	50%	0%	50%
Lab: US Interstate Nuclear Services, Springfield, MO							
WA	2	0	0	2	100	0	0
Totals:	2	0	0	2	100%	0%	0%
Lab: UY Lockheed Martin Energy Systems, Y-12 Plant, Oak Ridge							
WA	9	1	0	10	90	10	0
SO	5	3	3	11	45	27	27
AI	9	2	0	11	82	18	0
VE	6	1	0	7	86	14	0

QAP 53 Summary of Matrix Evaluations by Laboratory

Matrix	Evaluation Summary			Total Analyses	Evaluation Percentages		
	A	W	N		% A	% W	% N
Totals:	29	7	3	39	74%	18%	8%
Lab: WA Environmental Radiation Lab, Off. of Public Health Labs, Seattle							
WA	11	1	0	12	92	8	0
AI	10	2	1	13	77	15	8
VE	8	0	0	8	100	0	0
SO	14	1	0	15	93	7	0
Totals:	43	4	1	48	90%	8%	2%
Lab: WC Waste Management Federal Services of Hanford							
VE	5	1	0	6	83	17	0
SO	4	3	0	7	57	43	0
WA	9	2	0	11	82	18	0
AI	11	0	1	12	92	0	8
Totals:	29	6	1	36	81%	17%	3%
Lab: WE Westinghouse Electric Corp., Madison, PA							
WA	19	1	0	20	95	5	0
AI	17	3	5	25	68	12	20
SO	26	8	2	36	72	22	6
VE	13	2	0	15	87	13	0
Totals:	75	14	7	96	78%	15%	7%
Lab: WI WIPP Site, Westinghouse Electric Corp.							
WA	9	6	0	15	60	40	0
AI	24	0	0	24	100	0	0
SO	6	0	0	6	100	0	0
Totals:	39	6	0	45	87%	13%	0%
Lab: WN State Health Radiation Protection Section, Madison, WI							
AI	12	0	0	12	100	0	0
WA	6	0	0	6	100	0	0
VE	10	2	0	12	83	17	0
SO	5	10	6	21	24	48	29
Totals:	33	12	6	51	65%	24%	12%
Lab: WO Wisconsin State Lab of Hygiene							
VE	6	0	0	6	100	0	0
SO	10	4	4	18	56	22	22
WA	12	2	0	14	86	14	0
AI	6	3	3	12	50	25	25

QAP 53 Summary of Matrix Evaluations by Laboratory

Matrix	Evaluation Summary			Total Analyses	Evaluation Percentages		
	A	W	N		% A	% W	% N
Totals:	34	9	7	50	68%	18%	14%
Lab: WT Waste Stream Technology, Buffalo, NY							
WA	3	0	1	4	75	0	25
SO	8	1	0	9	89	11	0
VE	3	0	0	3	100	0	0
AI	4	2	2	8	50	25	25
Totals:	18	3	3	24	75%	13%	13%
Lab: WV West Valley Nuclear Services Co, Inc, NY							
AI	6	0	0	6	100	0	0
WA	5	1	0	6	83	17	0
Totals:	11	1	0	12	92%	8%	0%
Lab: WW West Valley Radiation Protection							
SO	6	3	0	9	67	33	0
AI	6	0	0	6	100	0	0
Totals:	12	3	0	15	80%	20%	0%
Lab: WY Wayne Interim Storage Site, NJ							
SO	4	0	1	5	80	0	20
Totals:	4	0	1	5	80%	0%	20%
Lab: XZ Pacific Northwest National Laboratory							
SO	6	2	0	8	75	25	0
WA	8	0	1	9	89	0	11
AI	8	1	0	9	89	11	0
Totals:	22	3	1	26	85%	12%	4%
Lab: YA Duke Engineering & Sciences Environmental Lab, Westboro, MA							
WA	8	0	2	10	80	0	20
SO	9	0	0	9	100	0	0
VE	7	1	0	8	88	13	0
AI	10	2	0	12	83	17	0
Totals:	34	3	2	39	87%	8%	5%
Lab: YP US Army Proving Ground, Yuma, AZ							
SO	1	0	0	1	100	0	0

QAP 53 Summary of Matrix Evaluations by Laboratory

Matrix	Evaluation Summary			Total Analyses	Evaluation Percentages		
	A	W	N		% A	% W	% N
WA	0	0	1	1	0	0	100
AI	1	0	0	1	100	0	0
Totals:	2	0	1	3	67%	0%	33%
Lab: YU Institute of Occupational and Radiological Health, Serbia							
AI	4	0	0	4	100	0	0
SO	6	1	0	7	86	14	0
VE	4	0	0	4	100	0	0
Totals:	14	1	0	15	93%	7%	0%

QAP 53 Summary of Laboratory Evaluations by Matrix**Matrix: AI Air Filter**

Labcode	Evaluation Summary			Total Analyses	Evaluation Percentages		
	A	W	N		% A	% W	% N
AC	4	0	0	4	100	0	0
AF	6	2	5	13	46	15	38
AG	11	2	0	13	85	15	0
AI	8	1	3	12	67	8	25
AM	7	2	4	13	54	15	31
AN	10	0	0	10	100	0	0
AR	13	0	0	13	100	0	0
AS	6	0	0	6	100	0	0
AT	6	0	0	6	100	0	0
AU	5	2	2	9	56	22	22
AW	4	0	0	4	100	0	0
BA	4	0	0	4	100	0	0
BC	8	1	0	9	89	11	0
BE	7	4	2	13	54	31	15
BL	13	1	1	15	87	7	7
BM	8	0	0	8	100	0	0
BN	4	2	0	6	67	33	0
BQ	4	3	0	7	57	43	0
BU	7	3	2	12	58	25	17
BX	7	5	0	12	58	42	0
CA	5	1	0	6	83	17	0
CB	4	0	1	5	80	0	20
CD	4	1	0	5	80	20	0
CE	7	0	0	7	100	0	0
CH	9	5	0	14	64	36	0
CL	5	3	5	13	38	23	38
CN	4	0	0	4	100	0	0
CO	0	6	2	8	0	75	25
CS	3	0	0	3	100	0	0
CU	3	1	0	4	75	25	0
CW	7	0	2	9	78	0	22
DH	6	0	0	6	100	0	0
EC	24	9	2	35	69	26	6
EG	2	5	3	10	20	50	30
EP	6	0	0	6	100	0	0
FE	0	2	0	2	0	100	0
FG	5	1	0	6	83	17	0
FJ	4	0	0	4	100	0	0
FL	7	0	0	7	100	0	0
FM	3	1	1	5	60	20	20
GA	10	1	0	11	91	9	0
GC	12	0	0	12	100	0	0
GD	11	1	0	12	92	8	0
GE	12	0	1	13	92	0	8
GT	10	0	0	10	100	0	0
HC	1	1	0	2	50	50	0
HU	4	0	2	6	67	0	33
ID	6	1	1	8	75	13	13
IL	6	0	0	6	100	0	0
IN	4	0	0	4	100	0	0
IS	7	3	2	12	58	25	17
IT	10	1	2	13	77	8	15
KA	1	1	0	2	50	50	0
KR	16	4	0	20	80	20	0

QAP 53 Summary of Laboratory Evaluations by Matrix**Matrix: AI Air Filter**

Labcode	Evaluation Summary			Total Analyses	Evaluation Percentages		
	A	W	N		% A	% W	% N
LB	5	1	0	6	83	17	0
LL	2	4	0	6	33	67	0
LM	6	0	0	6	100	0	0
LN	5	1	0	6	83	17	0
LV	6	1	0	7	86	14	0
ME	13	5	0	18	72	28	0
MH	4	2	0	6	67	33	0
MI	3	1	0	4	75	25	0
ML	9	0	0	9	100	0	0
MS	5	1	0	6	83	17	0
NA	4	1	4	9	44	11	44
NL	7	1	1	9	78	11	11
NM	4	1	0	5	80	20	0
NP	5	0	0	5	100	0	0
NQ	11	0	0	11	100	0	0
NR	4	0	0	4	100	0	0
NZ	5	1	0	6	83	17	0
OC	6	0	0	6	100	0	0
OD	10	2	0	12	83	17	0
OH	5	1	0	6	83	17	0
OK	3	1	1	5	60	20	20
OS	8	0	0	8	100	0	0
OT	7	1	3	11	64	9	27
OU	3	2	0	5	60	40	0
PK	4	0	0	4	100	0	0
PO	4	1	0	5	80	20	0
PS	3	2	0	5	60	40	0
RA	10	1	1	12	83	8	8
RC	6	0	0	6	100	0	0
RI	8	0	0	8	100	0	0
RK	1	1	0	2	50	50	0
RM	4	1	2	7	57	14	29
SA	7	1	1	9	78	11	11
SB	2	3	0	5	40	60	0
SE	6	1	0	7	86	14	0
SI	5	0	0	5	100	0	0
SN	5	1	0	6	83	17	0
SR	10	2	0	12	83	17	0
SW	5	1	1	7	71	14	14
TE	5	6	2	13	38	46	15
TI	6	0	0	6	100	0	0
TK	8	0	0	8	100	0	0
TM	6	4	2	12	50	33	17
TN	9	1	3	13	69	8	23
TO	5	4	3	12	42	33	25
TP	4	0	0	4	100	0	0
TQ	6	0	0	6	100	0	0
TR	4	0	0	4	100	0	0
TW	5	1	0	6	83	17	0
TX	10	0	0	10	100	0	0
UC	5	0	1	6	83	0	17
UY	9	2	0	11	82	18	0
WA	10	2	1	13	77	15	8
WC	11	0	1	12	92	0	8

QAP 53 Summary of Laboratory Evaluations by Matrix**Matrix: AI** Air Filter

Labcode	Evaluation Summary			Total Analyses	Evaluation Percentages		
	A	W	N		% A	% W	% N
WE	17	3	5	25	68	12	20
WI	24	0	0	24	100	0	0
WN	12	0	0	12	100	0	0
WO	6	3	3	12	50	25	25
WT	4	2	2	8	50	25	25
WV	6	0	0	6	100	0	0
WW	6	0	0	6	100	0	0
XZ	8	1	0	9	89	11	0
YA	10	2	0	12	83	17	0
YP	1	0	0	1	100	0	0
YU	4	0	0	4	100	0	0
Totals							
119 Labs:	781	149	80	1010	77%	15%	8%

QAP 53 Summary of Laboratory Evaluations by Matrix**Matrix: SO Soil**

Labcode	Evaluation Summary			Total Analyses	Evaluation Percentages		
	A	W	N		% A	% W	% N
AC	5	2	1	8	63	25	13
AF	8	4	3	15	53	27	20
AG	15	1	0	16	94	6	0
AM	12	2	0	14	86	14	0
AN	7	0	0	7	100	0	0
AR	13	0	1	14	93	0	7
AS	9	0	0	9	100	0	0
AT	8	5	0	13	62	38	0
AU	9	3	0	12	75	25	0
BA	1	0	0	1	100	0	0
BC	3	1	0	4	75	25	0
BE	10	1	1	12	83	8	8
BL	13	1	1	15	87	7	7
BM	5	0	0	5	100	0	0
BN	4	3	0	7	57	43	0
BQ	2	4	1	7	29	57	14
BU	12	1	0	13	92	8	0
BX	7	2	3	12	58	17	25
CA	1	0	0	1	100	0	0
CD	6	0	1	7	86	0	14
CE	1	1	0	2	50	50	0
CF	7	5	0	12	58	42	0
CH	12	2	1	15	80	13	7
CL	4	6	4	14	29	43	29
CN	5	1	0	6	83	17	0
CO	3	0	0	3	100	0	0
CS	5	2	0	7	71	29	0
CU	6	1	0	7	86	14	0
CW	12	0	0	12	100	0	0
DC	5	2	0	7	71	29	0
DH	4	3	0	7	57	43	0
EC	25	17	3	45	56	38	7
EG	7	0	0	7	100	0	0
EP	2	0	0	2	100	0	0
FE	8	1	0	9	89	11	0
FG	5	1	0	6	83	17	0
FJ	1	0	1	2	50	0	50
FL	6	3	1	10	60	30	10
FR	9	0	0	9	100	0	0
FS	8	1	0	9	89	11	0
GA	10	2	0	12	83	17	0
GC	20	2	1	23	87	9	4
GD	3	3	0	6	50	50	0
GE	11	3	0	14	79	21	0
GT	7	0	0	7	100	0	0
HT	4	0	0	4	100	0	0
HU	7	1	0	8	88	13	0
ID	4	1	7	12	33	8	58
IL	2	4	1	7	29	57	14
IN	11	2	0	13	85	15	0
IS	5	7	1	13	38	54	8
IT	5	5	3	13	38	38	23
KA	4	0	0	4	100	0	0
KR	26	6	3	35	74	17	9

QAP 53 Summary of Laboratory Evaluations by Matrix**Matrix: SO Soil**

Labcode	Evaluation Summary			Total Analyses	Evaluation Percentages		
	A	W	N		% A	% W	% N
LA	27	0	0	27	100	0	0
LB	8	1	0	9	89	11	0
LL	3	1	0	4	75	25	0
LM	5	4	0	9	56	44	0
LV	9	0	0	9	100	0	0
LW	1	1	3	5	20	20	60
ME	20	5	2	27	74	19	7
MH	8	1	0	9	89	11	0
ML	11	1	0	12	92	8	0
MS	6	1	0	7	86	14	0
NA	8	1	0	9	89	11	0
NF	0	0	2	2	0	0	100
NL	13	0	0	13	100	0	0
NM	13	0	0	13	100	0	0
NQ	10	0	1	11	91	0	9
NR	1	0	0	1	100	0	0
NZ	7	2	1	10	70	20	10
OC	5	2	1	8	63	25	13
OH	6	1	0	7	86	14	0
OK	4	0	1	5	80	0	20
OS	6	2	2	10	60	20	20
OT	8	1	1	10	80	10	10
OU	0	4	3	7	0	57	43
PK	4	1	1	6	67	17	17
PO	7	0	0	7	100	0	0
PS	1	0	0	1	100	0	0
RA	16	2	1	19	84	11	5
RC	2	0	0	2	100	0	0
RI	5	3	0	8	63	38	0
RM	9	2	1	12	75	17	8
SA	3	0	0	3	100	0	0
SB	2	3	0	5	40	60	0
SE	9	2	0	11	82	18	0
SI	9	2	0	11	82	18	0
SK	6	3	0	9	67	33	0
SN	8	2	0	10	80	20	0
SR	10	3	0	13	77	23	0
SW	1	1	11	13	8	8	85
TE	9	2	0	11	82	18	0
TI	6	2	1	9	67	22	11
TK	3	0	0	3	100	0	0
TM	10	3	0	13	77	23	0
TN	5	4	2	11	45	36	18
TO	8	4	1	13	62	31	8
TP	6	1	0	7	86	14	0
TQ	7	1	0	8	88	13	0
TR	5	3	0	8	63	38	0
TW	10	2	0	12	83	17	0
TX	12	0	0	12	100	0	0
UC	2	1	0	3	67	33	0
UP	1	0	0	1	100	0	0
UY	5	3	3	11	45	27	27
WA	14	1	0	15	93	7	0
WC	4	3	0	7	57	43	0

QAP 53 Summary of Laboratory Evaluations by Matrix**Matrix: SO Soil**

Labcode	Evaluation Summary			Total Analyses	Evaluation Percentages		
	A	W	N		% A	% W	% N
WE	26	8	2	36	72	22	6
WI	6	0	0	6	100	0	0
WN	5	10	6	21	24	48	29
WO	10	4	4	18	56	22	22
WT	8	1	0	9	89	11	0
WW	6	3	0	9	67	33	0
WY	4	0	1	5	80	0	20
XZ	6	2	0	8	75	25	0
YA	9	0	0	9	100	0	0
YP	1	0	0	1	100	0	0
YU	6	1	0	7	86	14	0
<hr/>							
Totals							
119 Labs:	869	223	89	1181	74%	19%	8%

QAP 53 Summary of Laboratory Evaluations by Matrix**Matrix: VE Vegetation**

Labcode	Evaluation Summary			Total Analyses	Evaluation Percentages		
	A	W	N		% A	% W	% N
AF	2	5	0	7	29	71	0
AG	6	0	0	6	100	0	0
AI	5	1	0	6	83	17	0
AM	6	0	0	6	100	0	0
AR	6	1	0	7	86	14	0
AT	4	1	0	5	80	20	0
AU	5	0	0	5	100	0	0
BA	2	0	0	2	100	0	0
BC	4	0	0	4	100	0	0
BE	6	0	1	7	86	0	14
BL	5	2	0	7	71	29	0
BM	4	1	0	5	80	20	0
BN	1	2	0	3	33	67	0
BQ	2	0	1	3	67	0	33
BU	8	0	0	8	100	0	0
BX	6	1	0	7	86	14	0
CD	3	0	0	3	100	0	0
CE	3	0	0	3	100	0	0
CF	5	1	0	6	83	17	0
CH	7	0	0	7	100	0	0
CL	3	2	2	7	43	29	29
CN	3	1	0	4	75	25	0
CO	6	0	0	6	100	0	0
CU	3	0	0	3	100	0	0
CW	7	0	0	7	100	0	0
EG	6	1	0	7	86	14	0
FJ	3	0	0	3	100	0	0
FL	4	0	0	4	100	0	0
GA	5	1	0	6	83	17	0
GC	9	0	0	9	100	0	0
GD	3	3	3	9	33	33	33
GE	6	1	0	7	86	14	0
GT	8	0	0	8	100	0	0
HU	3	0	0	3	100	0	0
ID	4	2	0	6	67	33	0
IL	1	2	0	3	33	67	0
IN	3	0	0	3	100	0	0
IS	3	2	2	7	43	29	29
IT	6	1	0	7	86	14	0
KR	22	1	1	24	92	4	4
LA	7	2	0	9	78	22	0
LB	3	0	1	4	75	0	25
LL	1	0	0	1	100	0	0
LM	4	0	0	4	100	0	0
LV	4	0	0	4	100	0	0
ME	0	0	12	12	0	0	100
MH	4	0	0	4	100	0	0
NA	3	2	0	5	60	40	0
NR	2	0	0	2	100	0	0
NZ	2	0	1	3	67	0	33
OC	3	0	0	3	100	0	0
OH	0	2	1	3	0	67	33
OT	7	0	0	7	100	0	0
PK	1	1	0	2	50	50	0

QAP 53 Summary of Laboratory Evaluations by Matrix**Matrix: VE Vegetation**

Labcode	Evaluation Summary			Total Analyses	Evaluation Percentages		
	A	W	N		% A	% W	% N
PO	4	0	0	4	100	0	0
PS	0	1	0	1	0	100	0
RA	8	1	0	9	89	11	0
RI	5	1	0	6	83	17	0
SB	0	2	2	4	0	50	50
SE	8	0	0	8	100	0	0
SI	4	0	0	4	100	0	0
SK	4	0	0	4	100	0	0
SN	4	3	0	7	57	43	0
SR	6	0	1	7	86	0	14
TE	5	1	1	7	71	14	14
TI	2	1	0	3	67	33	0
TM	4	1	1	6	67	17	17
TN	5	1	1	7	71	14	14
TO	3	1	1	5	60	20	20
TP	1	2	0	3	33	67	0
TQ	4	0	0	4	100	0	0
TR	3	0	0	3	100	0	0
TW	3	0	0	3	100	0	0
TX	5	1	0	6	83	17	0
UC	4	0	0	4	100	0	0
UY	6	1	0	7	86	14	0
WA	8	0	0	8	100	0	0
WC	5	1	0	6	83	17	0
WE	13	2	0	15	87	13	0
WN	10	2	0	12	83	17	0
WO	6	0	0	6	100	0	0
WT	3	0	0	3	100	0	0
YA	7	1	0	8	88	13	0
YU	4	0	0	4	100	0	0
Totals							
84 Labs:	383	62	32	477	80%	13%	7%

QAP 53 Summary of Laboratory Evaluations by Matrix**Matrix: WA Water**

Labcode	Evaluation Summary			Total Analyses	Evaluation Percentages		
	A	W	N		% A	% W	% N
AB	4	0	0	4	100	0	0
AC	3	0	0	3	100	0	0
AF	11	0	1	12	92	0	8
AG	10	0	1	11	91	0	9
AI	6	5	0	11	55	45	0
AM	8	4	0	12	67	33	0
AN	9	0	0	9	100	0	0
AR	11	0	1	12	92	0	8
AS	2	3	2	7	29	43	29
AT	7	4	0	11	64	36	0
AU	8	1	0	9	89	11	0
AW	2	0	0	2	100	0	0
BA	3	1	0	4	75	25	0
BC	5	2	0	7	71	29	0
BE	10	1	1	12	83	8	8
BL	7	1	5	13	54	8	38
BM	5	3	0	8	63	38	0
BN	4	1	1	6	67	17	17
BQ	4	1	1	6	67	17	17
BU	13	0	1	14	93	0	7
BX	9	2	0	11	82	18	0
CA	5	0	0	5	100	0	0
CB	5	0	3	8	63	0	38
CD	4	0	0	4	100	0	0
CE	5	0	1	6	83	0	17
CF	6	0	0	6	100	0	0
CH	10	3	0	13	77	23	0
CL	10	1	1	12	83	8	8
CM	12	3	0	15	80	20	0
CS	2	1	0	3	67	33	0
CU	4	0	0	4	100	0	0
CW	7	0	2	9	78	0	22
DC	2	2	0	4	50	50	0
DH	4	0	0	4	100	0	0
EC	11	4	0	15	73	27	0
EG	8	2	0	10	80	20	0
EM	1	1	0	2	50	50	0
EP	4	1	0	5	80	20	0
FE	5	0	0	5	100	0	0
FG	3	2	0	5	60	40	0
FL	4	2	0	6	67	33	0
FM	3	0	0	3	100	0	0
GA	5	3	1	9	56	33	11
GC	8	0	0	8	100	0	0
GD	6	0	0	6	100	0	0
GE	8	3	1	12	67	25	8
GS	4	2	2	8	50	25	25
GT	9	1	0	10	90	10	0
HC	2	1	0	3	67	33	0
HT	3	1	0	4	75	25	0
HU	1	4	1	6	17	67	17
IL	4	0	0	4	100	0	0
IN	8	1	0	9	89	11	0
IS	6	4	2	12	50	33	17

QAP 53 Summary of Laboratory Evaluations by Matrix**Matrix: WA Water**

Labcode	Evaluation Summary			Total Analyses	Evaluation Percentages		
	A	W	N		% A	% W	% N
IT	7	5	0	12	58	42	0
JL	6	0	0	6	100	0	0
KA	7	0	1	8	88	0	13
LA	15	3	0	18	83	17	0
LB	6	1	1	8	75	13	13
LL	2	3	1	6	33	50	17
LM	4	2	0	6	67	33	0
LN	2	1	0	3	67	33	0
LV	2	2	2	6	33	33	33
LW	6	3	1	10	60	30	10
ME	9	3	0	12	75	25	0
MH	7	2	0	9	78	22	0
MI	2	2	0	4	50	50	0
MJ	4	2	1	7	57	29	14
ML	7	1	0	8	88	13	0
MS	2	1	0	3	67	33	0
NA	6	1	0	7	86	14	0
NF	4	1	0	5	80	20	0
NL	6	2	1	9	67	22	11
NM	4	1	0	5	80	20	0
NP	4	0	0	4	100	0	0
NQ	7	2	0	9	78	22	0
NR	2	0	0	2	100	0	0
NZ	3	2	0	5	60	40	0
OC	5	1	0	6	83	17	0
OD	9	0	0	9	100	0	0
OH	5	0	0	5	100	0	0
OK	6	2	0	8	75	25	0
OS	4	0	0	4	100	0	0
OT	9	0	0	9	100	0	0
OU	3	2	1	6	50	33	17
PR	1	0	0	1	100	0	0
PS	2	0	2	4	50	0	50
RC	3	0	0	3	100	0	0
RG	2	0	0	2	100	0	0
RI	7	1	4	12	58	8	33
RM	6	0	0	6	100	0	0
SA	4	1	2	7	57	14	29
SB	5	1	0	6	83	17	0
SI	3	0	0	3	100	0	0
SK	4	1	0	5	80	20	0
SL	3	0	0	3	100	0	0
SN	7	1	1	9	78	11	11
SR	7	2	2	11	64	18	18
ST	1	0	0	1	100	0	0
SW	3	2	2	7	43	29	29
TE	8	2	0	10	80	20	0
TI	2	2	1	5	40	40	20
TK	4	0	0	4	100	0	0
TM	10	1	1	12	83	8	8
TN	9	2	1	12	75	17	8
TO	10	1	1	12	83	8	8
TP	2	0	0	2	100	0	0
TQ	5	1	0	6	83	17	0

QAP 53 Summary of Laboratory Evaluations by Matrix**Matrix: WA Water**

Labcode	Evaluation Summary			Total Analyses	Evaluation Percentages		
	A	W	N		% A	% W	% N
TT	3	0	0	3	100	0	0
TW	8	0	0	8	100	0	0
TX	9	2	0	11	82	18	0
UC	5	0	1	6	83	0	17
UP	0	0	1	1	0	0	100
US	2	0	0	2	100	0	0
UY	9	1	0	10	90	10	0
WA	11	1	0	12	92	8	0
WC	9	2	0	11	82	18	0
WE	19	1	0	20	95	5	0
WI	9	6	0	15	60	40	0
WN	6	0	0	6	100	0	0
WO	12	2	0	14	86	14	0
WT	3	0	1	4	75	0	25
WV	5	1	0	6	83	17	0
XZ	8	0	1	9	89	0	11
YA	8	0	2	10	80	0	20
YP	0	0	1	1	0	0	100
Totals 126 Labs:	719	150	61	930	77%	16%	7%

QAP 53 Summary of Matrix Evaluations by Radionuclide**Matrix:** Air Filter

Radio- Nuclide	Evaluation Summary			Total Analyses	Evaluation Percentages		
	A	W	N		% A	% W	% N
SR90	26	10	3	39	67	26	8
MN54	119	11	3	133	89	8	2
CO57	111	14	4	129	86	11	3
CS137	114	21	2	137	83	15	1
PU238	43	5	3	51	84	10	6
PU239	36	12	3	51	71	24	6
AM241	38	7	9	54	70	13	17
U234	20	3	13	36	56	8	36
U238	15	1	22	38	39	3	58
Bq U	4	4	3	11	36	36	27
U UG	12	4	2	18	67	22	11
GROSS ALPHA	60	24	2	86	70	28	2
GROSS BETA	59	23	8	90	66	26	9
CO60	123	10	3	136	90	7	2
Totals:	780	149	80	1009	77%	15%	8%

QAP 53 Summary of Matrix Evaluations by Radionuclide**Matrix:** Soil

Radio- Nuclide	Evaluation Summary			Total Analyses	Evaluation Percentages		
	A	W	N		% A	% W	% N
Bq U	13	3	1	17	76	18	6
SR90	37	8	3	48	77	17	6
TH234	44	13	11	68	65	19	16
BI212	50	24	14	88	57	27	16
AM241	55	12	3	70	79	17	4
PU239	51	5	7	63	81	8	11
PU238	20	3	0	23	87	13	0
U234	31	14	5	50	62	28	10
PB212	70	23	10	103	68	22	10
K40	97	18	6	121	80	15	5
PB214	69	28	8	105	66	27	8
AC228	81	17	4	102	79	17	4
U UG	24	4	1	29	83	14	3
CS137	115	15	5	135	85	11	4
U238	34	17	3	54	63	31	6
BI214	78	19	8	105	74	18	8
Totals:	869	223	89	1181	74%	19%	8%

QAP 53 Summary of Matrix Evaluations by Radionuclide**Matrix:** Vegetation

Radio- Nuclide	Evaluation Summary			Total Analyses	Evaluation Percentages		
	A	W	N		% A	% W	% N
CO60	84	9	8	101	83	9	8
CM244	27	4	1	32	84	13	3
AM241	45	8	4	57	79	14	7
PU239	32	8	1	41	78	20	2
PU238	10	0	0	10	100	0	0
SR90	28	11	4	43	65	26	9
CS137	88	9	5	102	86	9	5
K40	69	13	9	91	76	14	10
Totals:	383	62	32	477	80%	13%	7%

QAP 53 Summary of Matrix Evaluations by Radionuclide**Matrix:** Water

Radio- Nuclide	Evaluation Summary			Total Analyses	Evaluation Percentages		
	A	W	N		% A	% W	% N
CS137	131	9	1	141	93	6	1
SR90	46	15	1	62	74	24	2
PU238	46	8	2	56	82	14	4
PU239	46	9	2	57	81	16	4
AM241	46	23	1	70	66	33	1
U234	28	13	4	45	62	29	9
U238	26	17	4	47	55	36	9
Bq U	12	5	2	19	63	26	11
U UG	12	0	25	37	32	0	68
GROSS ALPHA	53	22	8	83	64	27	10
GROSS BETA	79	5	4	88	90	6	5
H3	64	18	4	86	74	21	5
CO60	130	6	3	139	94	4	2
Totals:	719	150	61	930	77%	16%	7%

QAP 53 EML Results**Environmental Measurements Laboratory, New York, NY**

Matrix	Radionuclide	EML Value	EML Error	
Air Filter	ug U	3.330	0.140	ug/filter
	Gross Alpha	2.350	0.230	Bq/filter
	241Am	0.032	0.001	Bq/filter
	238Pu	0.045	0.000	Bq/filter
	Bq U	0.083	0.004	Bq/filter
	238U	0.040	0.002	Bq/filter
	234U	0.040	0.003	Bq/filter
	137Cs	7.410	0.360	Bq/filter
	90Sr	1.640	0.110	Bq/filter
	57Co	14.500	0.460	Bq/filter
	Gross Beta	1.520	0.150	Bq/filter
	54Mn	43.200	1.300	Bq/filter
	239Pu	0.074	0.007	Bq/filter
	60Co	8.430	0.480	Bq/filter

pCi/g or mL = Bq x 0.027

QAP 53 EML Results**Environmental Measurements Laboratory, New York, NY**

Matrix	Radionuclide	EML Value	EML Error	
Soil	90Sr	50.400	2.000	Bq/kg
	239Pu	16.800	0.300	Bq/kg
	241Am	8.270	0.690	Bq/kg
	ug U	13.200	0.500	ug/g
	212Bi	80.500	6.600	Bq/kg
	Bq U	327.000	11.000	Bq/kg
	238U	163.000	10.000	Bq/kg
	137Cs	1020.000	51.000	Bq/kg
	40K	713.000	38.000	Bq/kg
	234Th	148.000	10.000	Bq/kg
	238Pu	19.100	0.200	Bq/kg
	228Ac	80.200	3.600	Bq/kg
	212Pb	79.300	4.300	Bq/kg
	214Pb	86.300	4.300	Bq/kg
	214Bi	83.300	4.200	Bq/kg
234U	157.000	10.000	Bq/kg	

pCi/g or mL = Bq x 0.027

QAP 53 EML Results**Environmental Measurements Laboratory, New York, NY**

Matrix	Radionuclide	EML Value	EML Error	
Vegetation	90Sr	1152.000	94.000	Bq/kg
	137Cs	867.000	44.000	Bq/kg
	238Pu	0.700	0.010	Bq/kg
	239Pu	9.600	0.800	Bq/kg
	241Am	5.600	0.670	Bq/kg
	244Cm	3.600	0.270	Bq/kg
	60Co	32.800	1.300	Bq/kg
	40K	639.000	34.000	Bq/kg

pCi/g or mL = Bq x 0.027

QAP 53 EML Results**Environmental Measurements Laboratory, New York, NY**

Matrix	Radionuclide	EML Value	EML Error	
Water	90Sr	4.530	0.120	Bq/L
	241Am	1.192	0.045	Bq/L
	239Pu	0.591	0.021	Bq/L
	238Pu	0.786	0.011	Bq/L
	ug U	0.030	0.001	ug/mL
	Bq U	0.916	0.031	Bq/L
	238U	0.368	0.012	Bq/L
	137Cs	67.000	3.500	Bq/L
	60Co	73.700	2.900	Bq/L
	3H	91.300	0.300	Bq/L
	Gross Beta	950.000	90.000	Bq/L
	Gross Alpha	1070.000	100.000	Bq/L
	234U	0.481	0.023	Bq/L

pCi/g or mL = Bq x 0.027

QAP 53 Results by Laboratory**Lab:** AB Accura Analytical, Norcross, GA

No. Test	Radionuclide	Reported Value	Reported Error	EML Value	EML Error	Reported EML	Evaluation	QAP 52 Evaluation
Matrix: WA Water Bq/L								
1	GROSS ALPHA	893.490	91.730	1070.000	100.000	0.835	A	
2	GROSS ALPHA	896.890	105.900	1070.000	100.000	0.838	A	
1	GROSS BETA	817.710	48.500	950.000	90.000	0.861	A	
2	GROSS BETA	843.560	29.410	950.000	90.000	0.888	A	

Values for elemental uranium are reported in $\mu\text{g}/\text{filter}$, g, or mL. pCi/g or mL=Bq x 0.027

Evaluation: A=Acceptable, W=Acceptable with Warning, N=Not Acceptable

If the evaluation system is not appropriate for the types of analyses performed in your lab, apply a site specific evaluation.

QAP 53 Results by Laboratory**Lab:** AC Analytical Chemistry Laboratory, Argonne National Lab

No. Test	Radionuclide	Reported Value	Reported Error	EML Value	EML Error	Reported EML	Evaluation	QAP 52 Evaluation
Matrix: AI Air Filter Bq / filter								
1	CO57	13.500	0.700	14.550	0.460	0.928	A	A
1	CO60	8.740	0.230	8.430	0.480	1.037	A	A
1	CS137	7.260	0.240	7.410	0.360	0.980	A	A
1	MN54	42.200	0.500	43.200	1.300	0.977	A	A
Matrix: SO Soil Bq / kg								
1	AC228	84.700	9.900	80.200	3.600	1.056	A	
1	BI212	110.000	10.000	80.500	6.600	1.366	N	W
1	BI214	73.000	2.500	83.300	4.200	0.876	W	A
1	CS137	1060.000	5.000	1020.000	51.000	1.039	A	A
1	K40	702.000	22.000	713.000	38.000	0.985	A	A
1	PB212	99.200	3.900	79.300	4.300	1.251	W	W
1	PB214	86.700	4.900	86.300	4.300	1.005	A	A
1	SR90	71.400	8.900	50.400	2.000	1.417	A	
Matrix: WA Water Bq / L								
1	CO60	73.400	0.900	73.700	2.900	0.996	A	A
1	CS137	61.500	0.900	67.000	3.500	0.918	A	A
1	SR90	5.100	0.500	4.530	0.120	1.126	A	

Values for elemental uranium are reported in µg/filter, g, or mL. pCi/g or mL=Bq x 0.027

Evaluation: A=Acceptable, W=Acceptable with Warning, N=Not Acceptable

If the evaluation system is not appropriate for the types of analyses performed in your lab, apply a site specific evaluation.

QAP 53 Results by Laboratory**Lab:** AF Air Force Analytical Lab, Brooks AFB

No. Test	Radionuclide	Reported Value	Reported Error	EML Value	EML Error	Reported EML	Evaluation	QAP 52 Evaluation
Matrix: AI Air Filter Bq / filter								
1	AM241	0.030	0.010	0.032	0.001	0.937	A	A
1	Bq U	0.230	0.020	0.083	0.004	2.771	N	W
1	CO57	13.820	0.840	14.550	0.460	0.950	A	A
1	CO60	8.460	0.530	8.430	0.480	1.004	A	A
1	CS137	7.600	0.530	7.410	0.360	1.026	A	A
1	GROSS ALPHA	1.980	0.020	2.350	0.150	0.843	A	A
1	GROSS BETA	0.890	0.130	1.520	0.150	0.586	N	A
1	MN54	42.750	2.700	43.200	1.300	0.990	A	A
1	PU238	0.030	0.010	0.045	0.001	0.667	W	A
1	PU239	0.050	0.010	0.074	0.007	0.676	N	A
1	SR90	1.230	0.140	1.640	0.110	0.750	W	N
1	U234	0.080	0.010	0.041	0.003	1.951	N	N
1	U238	0.150	0.020	0.041	0.002	3.659	N	A

Matrix: SO Soil Bq / kg

1	AC228	58.410	3.880	80.200	3.600	0.728	N	W
1	AM241	8.300	1.100	8.270	0.700	1.004	A	N
1	BI212	45.890	5.300	80.500	6.600	0.570	A	A
1	BI214	60.270	7.700	83.300	4.200	0.724	N	W
1	Bq U	279.500	11.500	327.000	11.000	0.855	A	A
1	CS137	861.420	36.500	1020.000	51.000	0.845	W	W
1	K40	602.850	26.630	713.000	38.000	0.846	W	W
1	PB212	66.290	2.790	79.300	4.300	0.836	W	W
1	PB214	65.810	3.200	86.300	4.300	0.763	N	W
1	PU238	18.960	2.510	19.100	0.200	0.993	A	A
1	PU239	17.370	2.050	16.800	0.300	1.034	A	W
1	SR90	45.140	7.540	50.400	2.000	0.896	A	W
1	TH234	121.560	12.480	148.000	10.000	0.821	A	A
1	U234	132.940	7.920	157.000	10.000	0.847	W	A
1	U238	138.670	8.200	163.000	10.000	0.851	A	W

Matrix: VE Vegetation Bq / kg

1	AM241	5.920	0.470	5.600	0.670	1.057	A	W
1	CM244	3.520	0.330	3.600	0.270	0.978	A	
1	CO60	27.480	1.420	32.800	1.300	0.838	W	A
1	CS137	696.830	29.690	867.000	44.000	0.804	W	A
1	K40	516.580	23.320	639.000	34.000	0.808	W	A
1	PU239	7.390	0.760	9.600	0.800	0.770	W	N
1	SR90	839.030	7.700	1150.000	94.000	0.730	W	A

Matrix: WA Water Bq / L

1	AM241	1.190	0.070	1.190	0.045	1.000	A	A
1	Bq U	0.890	0.060	0.916	0.031	0.972	A	A

Values for elemental uranium are reported in µg/filter, g, or mL. pCi/g or mL=Bq x 0.027**Evaluation:** A=Acceptable, W=Acceptable with Warning, N=Not Acceptable

If the evaluation system is not appropriate for the types of analyses performed in your lab, apply a site specific evaluation.

QAP 53 Results by Laboratory**Lab:** AF Air Force Analytical Lab, Brooks AFB

No. Test	Radionuclide	Reported Value	Reported Error	EML Value	EML Error	Reported EML	Evaluation	QAP 52 Evaluation
Matrix: WA Water Bq/L								
1	CO60	72.490	4.310	73.700	2.900	0.984	A	A
1	CS137	66.920	4.620	67.000	3.500	0.999	A	A
1	GROSS ALPHA	1439.300	62.900	1070.000	100.000	1.345	N	A
1	GROSS BETA	1002.700	44.400	950.000	90.000	1.055	A	A
1	H3	107.300	17.080	91.300	0.300	1.175	A	N
1	PU238	0.740	0.050	0.786	0.011	0.941	A	A
1	PU239	0.570	0.040	0.591	0.021	0.964	A	A
1	SR90	5.260	0.610	4.530	0.120	1.161	A	A
1	U234	0.440	0.040	0.481	0.023	0.915	A	W
1	U238	0.350	0.040	0.368	0.012	0.951	A	A

Values for elemental uranium are reported in $\mu\text{g}/\text{filter}$, g, or mL. pCi/g or mL=Bq x 0.027

Evaluation: A=Acceptable, W=Acceptable with Warning, N=Not Acceptable

If the evaluation system is not appropriate for the types of analyses performed in your lab, apply a site specific evaluation.

QAP 53 Results by Laboratory**Lab:** AG Paragon Analytics, Inc, Fort Collins, CO

No. Test	Radionuclide	Reported Value	Reported Error	EML Value	EML Error	Reported EML	Evaluation	QAP 52 Evaluation
Matrix: AI Air Filter Bq / filter								
1	AM241	0.030	0.010	0.032	0.001	0.937	A	A
2	CO57	14.400	1.900	14.550	0.460	0.990	A	A
1	CO57	17.200	2.200	14.550	0.460	1.182	W	A
2	CO60	8.500	1.100	8.430	0.480	1.008	A	A
1	CO60	9.110	1.150	8.430	0.480	1.081	A	A
2	CS137	7.800	1.080	7.410	0.360	1.053	A	A
1	CS137	8.550	1.120	7.410	0.360	1.154	A	A
2	MN54	44.500	5.600	43.200	1.300	1.030	A	A
1	MN54	49.900	6.300	43.200	1.300	1.155	A	A
1	PU238	0.040	0.010	0.045	0.001	0.889	A	A
1	PU239	0.060	0.010	0.074	0.007	0.811	W	A
1	SR90	1.580	0.290	1.640	0.110	0.963	A	A
1	U UG	3.090	0.410	3.330	0.140	0.928	A	

Matrix: SO Soil Bq / kg

1	AC228	88.000	14.700	80.200	3.600	1.097	A	A
1	AM241	11.000	2.100	8.270	0.700	1.330	A	A
1	BI212	67.600	29.200	80.500	6.600	0.840	A	A
1	BI214	71.100	18.200	83.300	4.200	0.854	W	A
1	Bq U	309.000	27.000	327.000	11.000	0.945	A	A
1	CS137	1163.000	147.000	1020.000	51.000	1.140	A	A
1	K40	808.000	113.000	713.000	38.000	1.133	A	A
1	PB212	87.400	14.300	79.300	4.300	1.102	A	A
1	PB214	84.700	13.700	86.300	4.300	0.981	A	A
1	PU238	19.200	2.800	19.100	0.200	1.005	A	A
1	PU239	18.200	2.900	16.800	0.300	1.083	A	A
1	SR90	50.900	9.700	50.400	2.000	1.010	A	A
1	TH234	211.000	84.000	148.000	10.000	1.426	A	
1	U UG	10.800	1.500	13.200	0.500	0.818	A	A
1	U234	148.000	19.000	157.000	10.000	0.943	A	A
1	U238	152.000	19.000	163.000	10.000	0.933	A	A

Matrix: VE Vegetation Bq / kg

1	AM241	5.850	0.970	5.600	0.670	1.045	A	A
1	CM244	3.740	0.700	3.600	0.270	1.039	A	A
1	CO60	39.200	6.100	32.800	1.300	1.195	A	A
1	CS137	982.000	124.000	867.000	44.000	1.133	A	A
1	K40	709.000	101.000	639.000	34.000	1.110	A	A
1	SR90	1235.000	222.000	1150.000	94.000	1.074	A	A

Matrix: WA Water Bq / L

1	AM241	1.250	0.170	1.190	0.045	1.050	A	A
1	Bq U	0.920	0.100	0.916	0.031	1.004	A	A

Values for elemental uranium are reported in µg/filter, g, or mL. pCi/g or mL=Bq x 0.027**Evaluation:** A=Acceptable, W=Acceptable with Warning, N=Not Acceptable

If the evaluation system is not appropriate for the types of analyses performed in your lab, apply a site specific evaluation.

QAP 53 Results by Laboratory**Lab:** AG Paragon Analytics, Inc, Fort Collins, CO

No. Test	Radionuclide	Reported Value	Reported Error	EML Value	EML Error	Reported EML	Evaluation	QAP 52 Evaluation
Matrix: WA Water Bq/L								
1	CO60	72.000	9.000	73.700	2.900	0.977	A	A
1	CS137	65.600	9.100	67.000	3.500	0.979	A	A
1	H3	99.000	17.000	91.300	0.300	1.084	A	A
1	PU238	0.740	0.100	0.786	0.011	0.941	A	A
1	PU239	0.590	0.080	0.591	0.021	0.998	A	A
1	SR90	4.610	0.850	4.530	0.120	1.018	A	W
1	U UG	0.020	0.004	0.030	0.001	0.658	N	A
1	U234	0.480	0.070	0.481	0.023	0.998	A	A
1	U238	0.350	0.060	0.368	0.012	0.951	A	A

Values for elemental uranium are reported in $\mu\text{g}/\text{filter}$, g, or mL. pCi/g or mL=Bq x 0.027

Evaluation: A=Acceptable, W=Acceptable with Warning, N=Not Acceptable

If the evaluation system is not appropriate for the types of analyses performed in your lab, apply a site specific evaluation.

QAP 53 Results by Laboratory**Lab:** AI Nuclear Technology Services, Inc., Roswell, GA

No. Test	Radionuclide	Reported Value	Reported Error	EML Value	EML Error	Reported EML	Evaluation	QAP 52 Evaluation
Matrix: AI Air Filter Bq / filter								
1	AM241	0.030	0.002	0.032	0.001	0.937	A	N
1	Bq U	0.050	0.002	0.083	0.004	0.602	N	A
1	CO57	16.300	0.100	14.550	0.460	1.120	A	W
1	CO60	8.560	0.200	8.430	0.480	1.015	A	N
1	CS137	7.890	0.200	7.410	0.360	1.065	A	W
1	GROSS ALPHA	2.030	0.090	2.350	0.150	0.864	A	W
1	GROSS BETA	1.250	0.080	1.520	0.150	0.822	W	A
1	MN54	46.200	0.400	43.200	1.300	1.069	A	W
1	PU238	0.040	0.003	0.045	0.001	0.889	A	A
1	PU239	0.070	0.004	0.074	0.007	0.946	A	A
1	U234	0.020	0.002	0.041	0.003	0.488	N	
1	U238	0.020	0.002	0.041	0.002	0.488	N	
Matrix: VE Vegetation Bq / kg								
1	AM241	6.270	0.800	5.600	0.670	1.120	A	A
1	CM244	4.440	1.600	3.600	0.270	1.233	A	W
1	CO60	40.200	2.100	32.800	1.300	1.226	A	A
1	CS137	1010.000	9.000	867.000	44.000	1.165	A	A
1	K40	681.000	55.000	639.000	34.000	1.066	A	A
1	PU239	7.560	0.760	9.600	0.800	0.787	W	A
Matrix: WA Water Bq / L								
1	AM241	1.060	0.040	1.190	0.045	0.891	W	A
1	Bq U	0.750	0.050	0.916	0.031	0.819	W	A
1	CO60	73.200	1.300	73.700	2.900	0.993	A	A
1	CS137	67.500	1.500	67.000	3.500	1.007	A	A
1	GROSS ALPHA	1170.000	93.000	1070.000	100.000	1.093	A	W
1	GROSS BETA	827.000	50.000	950.000	90.000	0.871	A	A
1	H3	104.000	5.000	91.300	0.300	1.139	A	N
1	PU238	0.730	0.030	0.786	0.011	0.929	A	A
1	PU239	0.520	0.030	0.591	0.021	0.880	W	A
1	U234	0.390	0.030	0.481	0.023	0.811	W	
1	U238	0.300	0.020	0.368	0.012	0.815	W	

Values for elemental uranium are reported in µg/filter, g, or mL. pCi/g or mL=Bq x 0.027

Evaluation: A=Acceptable, W=Acceptable with Warning, N=Not Acceptable

If the evaluation system is not appropriate for the types of analyses performed in your lab, apply a site specific evaluation.

QAP 53 Results by Laboratory**Lab:** AM American Radiation Services, Inc., Baton Rouge

No. Test	Radionuclide	Reported Value	Reported Error	EML Value	EML Error	Reported EML	Evaluation	QAP 52 Evaluation
Matrix: AI Air Filter Bq / filter								
1	AM241	0.020	0.010	0.032	0.001	0.625	N	A
1	Bq U	0.150	0.020	0.083	0.004	1.807	W	A
1	CO57	12.630	0.040	14.550	0.460	0.868	A	A
1	CO60	7.390	0.130	8.430	0.480	0.877	A	A
1	CS137	6.650	0.110	7.410	0.360	0.897	A	A
1	GROSS ALPHA	2.180	0.030	2.350	0.150	0.928	A	A
1	GROSS BETA	1.530	0.020	1.520	0.150	1.007	A	A
1	MN54	39.610	0.190	43.200	1.300	0.917	A	A
1	PU238	0.080	0.040	0.045	0.001	1.778	N	A
1	PU239	0.090	0.040	0.074	0.007	1.216	W	A
1	SR90	1.680	0.100	1.640	0.110	1.024	A	W
1	U234	0.080	0.020	0.041	0.003	1.951	N	N
1	U238	0.070	0.020	0.041	0.002	1.707	N	N

Matrix: SO Soil Bq / kg

1	AC228	72.130	5.070	80.200	3.600	0.899	A	A
1	AM241	9.610	2.190	8.270	0.700	1.162	A	W
1	BI212	47.180	10.710	80.500	6.600	0.586	A	A
1	BI214	76.760	4.640	83.300	4.200	0.921	A	A
1	Bq U	270.310	15.310	327.000	11.000	0.827	A	A
1	CS137	987.980	6.180	1020.000	51.000	0.969	A	A
1	K40	713.770	27.150	713.000	38.000	1.001	A	A
1	PB212	83.050	2.210	79.300	4.300	1.047	A	A
1	PB214	95.330	5.200	86.300	4.300	1.105	A	A
1	PU239	15.530	1.550	16.800	0.300	0.924	A	W
1	SR90	35.880	12.210	50.400	2.000	0.712	W	W
1	TH234	153.570	23.840	148.000	10.000	1.038	A	A
1	U234	137.340	7.870	157.000	10.000	0.875	A	A
1	U238	132.970	7.440	163.000	10.000	0.816	W	A

Matrix: VE Vegetation Bq / kg

1	AM241	6.640	1.760	5.600	0.670	1.186	A	W
1	CO60	30.040	1.690	32.800	1.300	0.916	A	A
1	CS137	796.400	5.700	867.000	44.000	0.919	A	A
1	K40	641.040	24.440	639.000	34.000	1.003	A	A
1	PU239	8.450	3.990	9.600	0.800	0.880	A	N
1	SR90	1242.330	32.920	1150.000	94.000	1.080	A	N

Matrix: WA Water Bq / L

1	AM241	1.470	0.890	1.190	0.045	1.235	W	A
1	Bq U	0.940	0.090	0.916	0.031	1.026	A	N
1	CO60	71.690	1.190	73.700	2.900	0.973	A	A
1	CS137	66.720	0.990	67.000	3.500	0.996	A	A

Values for elemental uranium are reported in µg/filter, g, or mL. pCi/g or mL=Bq x 0.027**Evaluation:** A=Acceptable, W=Acceptable with Warning, N=Not Acceptable

If the evaluation system is not appropriate for the types of analyses performed in your lab, apply a site specific evaluation.

QAP 53 Results by Laboratory**Lab:** AM American Radiation Services, Inc., Baton Rouge

No. Test	Radionuclide	Reported Value	Reported Error	EML Value	EML Error	Reported EML	Evaluation	QAP 52 Evaluation
Matrix: WA Water Bq/L								
1	GROSS ALPHA	782.510	10.510	1070.000	100.000	0.731	W	A
1	GROSS BETA	939.330	10.070	950.000	90.000	0.989	A	A
1	H3	92.030	9.090	91.300	0.300	1.008	A	A
1	PU238	0.630	0.080	0.786	0.011	0.802	W	N
1	PU239	0.570	0.070	0.591	0.021	0.964	A	N
1	SR90	4.860	0.340	4.530	0.120	1.073	A	N
1	U234	0.500	0.050	0.481	0.023	1.040	A	N
1	U238	0.440	0.040	0.368	0.012	1.196	W	N

Values for elemental uranium are reported in µg/filter, g, or mL. pCi/g or mL=Bq x 0.027

Evaluation: A=Acceptable, W=Acceptable with Warning, N=Not Acceptable

If the evaluation system is not appropriate for the types of analyses performed in your lab, apply a site specific evaluation.

QAP 53 Results by Laboratory**Lab:** AN Argonne National Laboratory

No. Test	Radionuclide	Reported Value	Reported Error	EML Value	EML Error	Reported EML	Evaluation	QAP 52 Evaluation
Matrix: AI Air Filter Bq / filter								
1	AM241	0.040	0.006	0.032	0.001	1.250	A	A
1	CO57	15.000	0.300	14.550	0.460	1.031	A	A
1	CO60	9.000	0.700	8.430	0.480	1.068	A	W
1	CS137	8.000	0.800	7.410	0.360	1.080	A	A
1	MN54	46.000	2.000	43.200	1.300	1.065	A	A
1	PU238	0.050	0.003	0.045	0.001	1.111	A	A
1	PU239	0.080	0.003	0.074	0.007	1.081	A	A
1	SR90	1.400	0.010	1.640	0.110	0.854	A	A
1	U234	0.040	0.004	0.041	0.003	0.976	A	A
1	U238	0.040	0.002	0.041	0.002	0.976	A	A

Matrix: SO Soil Bq / kg

1	AM241	9.000	0.300	8.270	0.700	1.088	A	A
1	CS137	1070.000	30.000	1020.000	51.000	1.049	A	A
1	K40	761.000	41.000	713.000	38.000	1.067	A	A
1	PU239	18.000	0.500	16.800	0.300	1.071	A	A
1	SR90	47.000	0.500	50.400	2.000	0.933	A	A
1	U234	135.000	17.000	157.000	10.000	0.860	A	A
1	U238	137.000	14.000	163.000	10.000	0.840	A	A

Matrix: WA Water Bq / L

1	AM241	1.280	0.040	1.190	0.045	1.076	A	A
1	CO60	74.000	3.000	73.700	2.900	1.004	A	A
1	CS137	65.000	3.000	67.000	3.500	0.970	A	A
1	H3	110.000	2.000	91.300	0.300	1.205	A	A
1	PU238	0.770	0.020	0.786	0.011	0.980	A	A
1	PU239	0.600	0.020	0.591	0.021	1.015	A	A
1	SR90	4.200	0.030	4.530	0.120	0.927	A	A
1	U234	0.460	0.010	0.481	0.023	0.956	A	A
1	U238	0.360	0.020	0.368	0.012	0.978	A	A

Values for elemental uranium are reported in µg/filter, g, or mL. pCi/g or mL=Bq x 0.027
Evaluation: A=Acceptable, W=Acceptable with Warning, N=Not Acceptable

If the evaluation system is not appropriate for the types of analyses performed in your lab, apply a site specific evaluation.

QAP 53 Results by Laboratory**Lab:** AR Accu-Labs Research Inc., Golden, CO

No. Test	Radionuclide	Reported Value	Reported Error	EML Value	EML Error	Reported EML	Evaluation	QAP 52 Evaluation
Matrix: AI Air Filter Bq / filter								
1	AM241	0.030	0.007	0.032	0.001	0.937	A	A
1	CO57	15.150	0.620	14.550	0.460	1.041	A	A
1	CO60	8.730	0.430	8.430	0.480	1.036	A	A
1	CS137	8.260	0.450	7.410	0.360	1.115	A	A
1	GROSS ALPHA	1.950	0.040	2.350	0.150	0.830	A	A
1	GROSS BETA	1.690	0.020	1.520	0.150	1.112	A	A
1	MN54	45.650	1.950	43.200	1.300	1.057	A	A
1	PU238	0.040	0.008	0.045	0.001	0.889	A	W
1	PU239	0.070	0.010	0.074	0.007	0.946	A	A
1	SR90	1.520	0.190	1.640	0.110	0.927	A	W
1	U UG	3.650	0.100	3.330	0.140	1.096	A	A
1	U234	0.040	0.010	0.041	0.003	0.976	A	A
1	U238	0.040	0.010	0.041	0.002	0.976	A	A

Matrix: SO Soil Bq / kg

1	AC228	77.600	6.970	80.200	3.600	0.968	A	A
1	AM241	10.180	2.070	8.270	0.700	1.231	A	A
1	BI212	99.600	24.750	80.500	6.600	1.237	N	A
1	BI214	94.520	7.360	83.300	4.200	1.135	A	A
1	CS137	1085.000	45.740	1020.000	51.000	1.064	A	A
1	K40	787.650	41.290	713.000	38.000	1.105	A	A
1	PB212	89.830	5.710	79.300	4.300	1.133	A	A
1	PB214	106.950	7.710	86.300	4.300	1.239	A	A
1	PU238	19.410	2.660	19.100	0.200	1.016	A	A
1	PU239	16.730	2.550	16.800	0.300	0.996	A	A
1	TH234	173.800	20.770	148.000	10.000	1.174	A	A
1	U UG	11.070	0.100	13.200	0.500	0.839	A	A
1	U234	143.140	24.310	157.000	10.000	0.912	A	W
1	U238	148.090	25.080	163.000	10.000	0.909	A	A

Matrix: VE Vegetation Bq / kg

1	AM241	6.330		5.600	0.670	1.130	A	A
1	CM244	3.780		3.600	0.270	1.050	A	A
1	CO60	34.080	2.790	32.800	1.300	1.039	A	A
1	CS137	939.430	54.890	867.000	44.000	1.084	A	A
1	K40	722.610	48.990	639.000	34.000	1.131	A	A
1	PU239	9.510	2.100	9.600	0.800	0.991	A	A
1	SR90	1321.010	146.170	1150.000	94.000	1.149	W	A

Matrix: WA Water Bq / L

1	AM241	1.240	0.140	1.190	0.045	1.042	A	A
1	CO60	70.170	3.040	73.700	2.900	0.952	A	A
1	CS137	66.130	2.950	67.000	3.500	0.987	A	A

Values for elemental uranium are reported in µg/filter, g, or mL. pCi/g or mL=Bq x 0.027**Evaluation:** A=Acceptable, W=Acceptable with Warning, N=Not Acceptable

If the evaluation system is not appropriate for the types of analyses performed in your lab, apply a site specific evaluation.

QAP 53 Results by Laboratory**Lab:** AR Accu-Labs Research Inc., Golden, CO

No. Test	Radionuclide	Reported Value	Reported Error	EML Value	EML Error	Reported EML	Evaluation	QAP 52 Evaluation
Matrix: WA Water Bq/L								
1	GROSS ALPHA	958.050	42.450	1070.000	100.000	0.895	A	A
1	GROSS BETA	1051.130	180.760	950.000	90.000	1.106	A	W
1	H3	108.900	7.100	91.300	0.300	1.193	A	A
1	PU238	0.740	0.090	0.786	0.011	0.941	A	A
1	PU239	0.590	0.080	0.591	0.021	0.998	A	A
1	SR90	4.630	0.510	4.530	0.120	1.022	A	A
1	U UG	0.020	0.001	0.030	0.001	0.658	N	W
1	U234	0.440	0.070	0.481	0.023	0.915	A	W
1	U238	0.350	0.050	0.368	0.012	0.951	A	N

Values for elemental uranium are reported in $\mu\text{g}/\text{filter}$, g, or mL. pCi/g or $\text{mL}=\text{Bq} \times 0.027$

Evaluation: A=Acceptable, W=Acceptable with Warning, N=Not Acceptable

If the evaluation system is not appropriate for the types of analyses performed in your lab, apply a site specific evaluation.

QAP 53 Results by Laboratory**Lab:** AS USACHPPM, Aberdeen Proving Ground, MD

No. Test	Radionuclide	Reported Value	Reported Error	EML Value	EML Error	Reported EML	Evaluation	QAP 52 Evaluation
Matrix: AI Air Filter Bq / filter								
1	CO57	13.770	0.080	14.550	0.460	0.946	A	A
1	CO60	7.840	0.110	8.430	0.480	0.930	A	A
1	CS137	7.000	0.130	7.410	0.360	0.945	A	A
1	GROSS ALPHA	2.520	0.060	2.350	0.150	1.072	A	A
1	GROSS BETA	1.690	0.050	1.520	0.150	1.112	A	A
1	MN54	43.840	0.770	43.200	1.300	1.015	A	A

Matrix: SO Soil Bq / kg

1	AC228	73.030	4.340	80.200	3.600	0.911	A	N
1	AM241	11.940	3.550	8.270	0.700	1.444	A	A
1	BI212	48.130	5.830	80.500	6.600	0.598	A	W
1	BI214	74.000	4.220	83.300	4.200	0.888	A	W
1	CS137	1043.030	7.470	1020.000	51.000	1.023	A	W
1	K40	732.970	21.130	713.000	38.000	1.028	A	W
1	PB212	78.180	3.660	79.300	4.300	0.986	A	W
1	PB214	80.250	5.560	86.300	4.300	0.930	A	W
1	TH234	159.980	34.390	148.000	10.000	1.081	A	A

Matrix: WA Water Bq / L

1	AM241	1.540	0.660	1.190	0.045	1.294	W	W
1	CO60	78.360	0.960	73.700	2.900	1.063	A	N
1	CS137	75.880	1.330	67.000	3.500	1.133	A	N
1	GROSS ALPHA	6.140	0.210	1070.000	100.000	0.006	N	A
1	GROSS BETA	5.510	0.190	950.000	90.000	0.006	N	A
1	H3	74.440	7.740	91.300	0.300	0.815	W	W
1	SR90	3.820	0.130	4.530	0.120	0.843	W	A

Values for elemental uranium are reported in µg/filter, g, or mL. pCi/g or mL=Bq x 0.027
Evaluation: A=Acceptable, W=Acceptable with Warning, N=Not Acceptable

If the evaluation system is not appropriate for the types of analyses performed in your lab, apply a site specific evaluation.

QAP 53 Results by Laboratory**Lab:** AT ATL International inc., Germantown, MD

No. Test	Radionuclide	Reported Value	Reported Error	EML Value	EML Error	Reported EML	Evaluation	QAP 52 Evaluation
Matrix: AI Air Filter Bq / filter								
1	CO57	14.560	1.150	14.550	0.460	1.001	A	A
1	CO60	8.240	0.650	8.430	0.480	0.977	A	A
1	CS137	7.090	0.730	7.410	0.360	0.957	A	A
1	GROSS ALPHA	2.760	0.200	2.350	0.150	1.174	A	A
1	GROSS BETA	1.680	0.120	1.520	0.150	1.105	A	A
1	MN54	41.580	7.690	43.200	1.300	0.963	A	A
Matrix: SO Soil Bq / kg								
1	AC228	76.520	17.940	80.200	3.600	0.954	A	A
1	AM241	12.190	2.160	8.270	0.700	1.474	A	W
1	BI212	91.850	14.850	80.500	6.600	1.141	W	
1	BI214	85.800	6.910	83.300	4.200	1.030	A	A
1	Bq U	245.160	19.490	327.000	11.000	0.750	W	
1	CS137	1017.750	86.500	1020.000	51.000	0.998	A	A
1	K40	755.200	79.470	713.000	38.000	1.059	A	A
1	PB212	73.340	12.230	79.300	4.300	0.925	A	
1	PB214	75.480	8.910	86.300	4.300	0.875	W	A
1	PU238	21.040	2.930	19.100	0.200	1.102	A	
1	PU239	18.910	2.620	16.800	0.300	1.126	A	
1	U234	118.350	13.630	157.000	10.000	0.754	W	
1	U238	120.800	13.900	163.000	10.000	0.741	W	
Matrix: VE Vegetation Bq / kg								
1	AM241	10.260	2.030	5.600	0.670	1.832	W	W
1	CO60	32.490	2.430	32.800	1.300	0.991	A	A
1	CS137	846.800	72.020	867.000	44.000	0.977	A	A
1	K40	639.720	68.570	639.000	34.000	1.001	A	A
1	PU239	9.200	1.320	9.600	0.800	0.958	A	
Matrix: WA Water Bq / L								
1	AM241	1.480	0.410	1.190	0.045	1.244	W	A
1	Bq U	0.840	0.080	0.916	0.031	0.917	A	A
1	CO60	70.770	4.600	73.700	2.900	0.960	A	A
1	CS137	63.780	6.310	67.000	3.500	0.952	A	A
1	GROSS ALPHA	1268.250	122.250	1070.000	100.000	1.185	W	W
1	GROSS BETA	906.000	75.850	950.000	90.000	0.954	A	A
1	H3	102.070	5.860	91.300	0.300	1.118	A	A
1	PU238	0.810	0.100	0.786	0.011	1.031	A	A
1	PU239	0.630	0.080	0.591	0.021	1.066	A	A
1	U234	0.420	0.060	0.481	0.023	0.873	W	A
1	U238	0.330	0.050	0.368	0.012	0.897	W	A

Values for elemental uranium are reported in µg/filter, g, or mL. pCi/g or mL=Bq x 0.027
Evaluation: A=Acceptable, W=Acceptable with Warning, N=Not Acceptable

If the evaluation system is not appropriate for the types of analyses performed in your lab, apply a site specific evaluation.

QAP 53 Results by Laboratory**Lab:** AU ORISE RSAT/ESSAP, Oak Ridge

No. Test	Radionuclide	Reported Value	Reported Error	EML Value	EML Error	Reported EML	Evaluation	QAP 52 Evaluation
Matrix: AI Air Filter Bq / filter								
1	AM241	0.030	0.004	0.032	0.001	0.937	A	A
1	CO57	15.070	0.300	14.550	0.460	1.036	A	A
1	CO60	8.760	0.280	8.430	0.480	1.039	A	A
1	CS137	8.800	0.420	7.410	0.360	1.188	W	A
1	GROSS ALPHA	3.240	0.130	2.350	0.150	1.379	W	A
1	GROSS BETA	1.800	0.100	1.520	0.150	1.184	A	A
1	MN54	45.900	1.300	43.200	1.300	1.063	A	A
1	U234	0.030	0.004	0.041	0.003	0.732	N	W
1	U238	0.030	0.004	0.041	0.002	0.732	N	A

Matrix: SO Soil Bq / kg

1	AC228	92.200	9.500	80.200	3.600	1.150	A	A
1	AM241	8.500	1.300	8.270	0.700	1.028	A	A
1	BI212	96.000	12.000	80.500	6.600	1.193	W	A
1	BI214	102.600	8.000	83.300	4.200	1.232	A	W
1	CS137	1180.000	54.000	1020.000	51.000	1.157	A	A
1	K40	774.000	32.000	713.000	38.000	1.086	A	A
1	PB212	97.400	9.000	79.300	4.300	1.228	W	A
1	PB214	120.000	10.000	86.300	4.300	1.390	W	W
1	SR90	65.300	7.100	50.400	2.000	1.296	A	A
1	TH234	213.000	20.000	148.000	10.000	1.439	A	A
1	U234	146.000	12.000	157.000	10.000	0.930	A	A
1	U238	143.000	12.000	163.000	10.000	0.877	A	A

Matrix: VE Vegetation Bq / kg

1	AM241	5.930	0.670	5.600	0.670	1.059	A	N
1	CO60	35.800	2.700	32.800	1.300	1.091	A	A
1	CS137	913.000	43.000	867.000	44.000	1.053	A	A
1	K40	655.000	38.000	639.000	34.000	1.025	A	A
1	SR90	1180.000	45.000	1150.000	94.000	1.026	A	W

Matrix: WA Water Bq / L

1	AM241	1.320	0.160	1.190	0.045	1.109	A	A
1	CO60	73.600	2.000	73.700	2.900	0.999	A	A
1	CS137	67.800	3.100	67.000	3.500	1.012	A	A
1	GROSS ALPHA	1089.000	339.000	1070.000	100.000	1.018	A	W
1	GROSS BETA	1043.000	331.000	950.000	90.000	1.098	A	A
1	H3	102.000	14.000	91.300	0.300	1.117	A	A
1	SR90	4.380	0.420	4.530	0.120	0.967	A	A
1	U234	0.420	0.070	0.481	0.023	0.873	W	A
1	U238	0.380	0.070	0.368	0.012	1.033	A	A

Values for elemental uranium are reported in µg/filter, g, or mL. pCi/g or mL=Bq x 0.027**Evaluation:** A=Acceptable, W=Acceptable with Warning, N=Not Acceptable

If the evaluation system is not appropriate for the types of analyses performed in your lab, apply a site specific evaluation.

QAP 53 Results by Laboratory**Lab:** AW Argonne West National Lab

No. Test	Radionuclide	Reported Value	Reported Error	EML Value	EML Error	Reported EML	Evaluation	QAP 52 Evaluation
Matrix: AI Air Filter Bq / filter								
1	CO57	15.000	2.000	14.550	0.460	1.031	A	A
1	CO60	8.900	0.900	8.430	0.480	1.056	A	W
1	CS137	7.800	0.800	7.410	0.360	1.053	A	A
1	MN54	44.000	4.000	43.200	1.300	1.019	A	A
Matrix: WA Water Bq / L								
1	CO60	72.000	7.000	73.700	2.900	0.977	A	A
1	CS137	66.000	7.000	67.000	3.500	0.985	A	A

Values for elemental uranium are reported in $\mu\text{g}/\text{filter}$, g, or mL. pCi/g or $\text{mL}=\text{Bq} \times 0.027$

Evaluation: A=Acceptable, W=Acceptable with Warning, N=Not Acceptable

If the evaluation system is not appropriate for the types of analyses performed in your lab, apply a site specific evaluation.

QAP 53 Results by Laboratory**Lab:** BA Bettis Atomic Power Lab, West Mifflin, PA

No. Test	Radionuclide	Reported Value	Reported Error	EML Value	EML Error	Reported EML	Evaluation	QAP 52 Evaluation
Matrix: AI Air Filter Bq / filter								
1	CO57	13.980	0.950	14.550	0.460	0.961	A	A
1	CO60	8.030	0.150	8.430	0.480	0.953	A	A
1	CS137	7.530	0.290	7.410	0.360	1.016	A	A
1	MN54	44.550	2.890	43.200	1.300	1.031	A	A
Matrix: SO Soil Bq / kg								
1	CS137	937.800	26.600	1020.000	51.000	0.919	A	A
Matrix: VE Vegetation Bq / kg								
1	CO60	30.420	0.850	32.800	1.300	0.927	A	A
1	CS137	794.400	7.740	867.000	44.000	0.916	A	A
Matrix: WA Water Bq / L								
1	CO60	74.080	0.180	73.700	2.900	1.005	A	A
1	CS137	72.200	0.890	67.000	3.500	1.078	A	A
1	PU238	0.830	0.090	0.786	0.011	1.056	A	W
1	PU239	0.510	0.020	0.591	0.021	0.863	W	W

Values for elemental uranium are reported in µg/filter, g, or mL. pCi/g or mL=Bq x 0.027

Evaluation: A=Acceptable, W=Acceptable with Warning, N=Not Acceptable

If the evaluation system is not appropriate for the types of analyses performed in your lab, apply a site specific evaluation.

QAP 53 Results by Laboratory**Lab:** BC BWX Technologies, Inc, Naval Nuclear Fuel Division, Lynchburg, VA

No. Test	Radionuclide	Reported Value	Reported Error	EML Value	EML Error	Reported EML	Evaluation	QAP 52 Evaluation
Matrix: AI Air Filter Bq / filter								
1	CO57	14.700	0.400	14.550	0.460	1.010	A	A
1	CO60	9.060	0.510	8.430	0.480	1.075	A	A
1	CS137	8.070	0.380	7.410	0.360	1.089	A	A
1	GROSS ALPHA	1.990	0.070	2.350	0.150	0.847	A	A
1	GROSS BETA	1.240	0.040	1.520	0.150	0.816	W	A
1	MN54	47.000	3.700	43.200	1.300	1.088	A	A
1	SR90	1.350	0.160	1.640	0.110	0.823	A	N
1	U234	0.050	0.006	0.041	0.003	1.220	A	A
1	U238	0.050	0.005	0.041	0.002	1.220	A	A

Matrix: SO Soil Bq / kg

1	CS137	1220.000	120.000	1020.000	51.000	1.196	W	A
1	K40	873.000	96.000	713.000	38.000	1.224	A	A
1	U234	138.000	12.000	157.000	10.000	0.879	A	A
1	U238	136.000	12.000	163.000	10.000	0.834	A	A

Matrix: VE Vegetation Bq / kg

1	CO60	39.200	4.500	32.800	1.300	1.195	A	W
1	CS137	1010.000	100.000	867.000	44.000	1.165	A	A
1	K40	692.000	75.000	639.000	34.000	1.083	A	A
1	SR90	1050.000	40.000	1150.000	94.000	0.913	A	A

Matrix: WA Water Bq / L

1	CO60	72.900	3.300	73.700	2.900	0.989	A	A
1	CS137	65.100	2.200	67.000	3.500	0.972	A	A
1	GROSS ALPHA	1280.000	60.000	1070.000	100.000	1.196	W	A
1	GROSS BETA	910.000	36.000	950.000	90.000	0.958	A	W
1	SR90	3.540	0.300	4.530	0.120	0.781	W	A
1	U234	0.520	0.040	0.481	0.023	1.081	A	A
1	U238	0.430	0.040	0.368	0.012	1.168	A	N

Values for elemental uranium are reported in µg/filter, g, or mL. pCi/g or mL=Bq x 0.027**Evaluation:** A=Acceptable, W=Acceptable with Warning, N=Not Acceptable

If the evaluation system is not appropriate for the types of analyses performed in your lab, apply a site specific evaluation.

QAP 53 Results by Laboratory**Lab:** BE RUST Geotech, Grand Junction, CO

No. Test	Radionuclide	Reported Value	Reported Error	EML Value	EML Error	Reported EML	Evaluation	QAP 52 Evaluation
Matrix: AI Air Filter Bq / filter								
1	AM241	0.030	0.007	0.032	0.001	0.937	A	A
1	CO57	19.000	2.000	14.550	0.460	1.306	W	A
1	CO60	10.000	1.000	8.430	0.480	1.186	W	W
1	CS137	9.000	2.000	7.410	0.360	1.215	W	A
1	GROSS ALPHA	2.520	0.280	2.350	0.150	1.072	A	A
1	GROSS BETA	1.380	0.160	1.520	0.150	0.908	A	A
1	MN54	54.000	8.000	43.200	1.300	1.250	W	A
1	PU238	0.040	0.008	0.045	0.001	0.889	A	A
1	PU239	0.070	0.010	0.074	0.007	0.946	A	A
1	SR90	1.450	0.080	1.640	0.110	0.884	A	A
1	U UG	3.100	0.010	3.330	0.140	0.931	A	A
1	U234	0.030	0.006	0.041	0.003	0.732	N	A
1	U238	0.030	0.007	0.041	0.002	0.732	N	A

Matrix: SO Soil Bq / kg

1	AM241	8.110	1.040	8.270	0.700	0.981	A	A
1	BI214	94.000	9.000	83.300	4.200	1.128	A	
1	CS137	1033.000	118.000	1020.000	51.000	1.013	A	W
1	K40	1113.000	348.000	713.000	38.000	1.561	N	W
1	PB212	86.000	10.000	79.300	4.300	1.084	A	
1	PB214	127.000	10.000	86.300	4.300	1.472	W	
1	PU239	17.720	1.780	16.800	0.300	1.055	A	A
1	SR90	47.200	4.700	50.400	2.000	0.937	A	A
1	TH234	172.000	20.000	148.000	10.000	1.162	A	W
1	U UG	12.300	0.100	13.200	0.500	0.932	A	A
1	U234	140.500	12.700	157.000	10.000	0.895	A	A
1	U238	146.300	13.100	163.000	10.000	0.898	A	A

Matrix: VE Vegetation Bq / kg

1	AM241	5.840	0.670	5.600	0.670	1.043	A	A
1	CM244	3.660	0.490	3.600	0.270	1.017	A	A
1	CO60	37.000	4.000	32.800	1.300	1.128	A	A
1	CS137	862.000	98.000	867.000	44.000	0.994	A	A
1	K40	1065.000	332.000	639.000	34.000	1.667	N	W
1	PU239	8.760	0.990	9.600	0.800	0.912	A	A
1	SR90	1206.000	66.000	1150.000	94.000	1.049	A	A

Matrix: WA Water Bq / L

1	AM241	1.240	0.120	1.190	0.045	1.042	A	A
1	CO60	69.000	6.000	73.700	2.900	0.936	A	A
1	CS137	56.000	6.000	67.000	3.500	0.836	W	A
1	GROSS ALPHA	1108.000	95.000	1070.000	100.000	1.036	A	A
1	GROSS BETA	936.000	98.000	950.000	90.000	0.985	A	A

Values for elemental uranium are reported in µg/filter, g, or mL. pCi/g or mL=Bq x 0.027**Evaluation:** A=Acceptable, W=Acceptable with Warning, N=Not Acceptable

If the evaluation system is not appropriate for the types of analyses performed in your lab, apply a site specific evaluation.

QAP 53 Results by Laboratory**Lab:** BE RUST Geotech, Grand Junction, CO

No. Test	Radionuclide	Reported Value	Reported Error	EML Value	EML Error	Reported EML	Evaluation	QAP 52 Evaluation
Matrix: WA Water Bq/L								
1	H3	111.400	9.300	91.300	0.300	1.220	A	W
1	PU238	0.790	0.080	0.786	0.011	1.005	A	A
1	PU239	0.590	0.060	0.591	0.021	0.998	A	A
1	SR90	4.130	0.250	4.530	0.120	0.912	A	A
1	U UG	0.020	0.010	0.030	0.001	0.658	N	A
1	U234	0.440	0.060	0.481	0.023	0.915	A	A
1	U238	0.340	0.050	0.368	0.012	0.924	A	A

Values for elemental uranium are reported in $\mu\text{g}/\text{filter}$, g, or mL. pCi/g or mL=Bq x 0.027

Evaluation: A=Acceptable, W=Acceptable with Warning, N=Not Acceptable

If the evaluation system is not appropriate for the types of analyses performed in your lab, apply a site specific evaluation.

QAP 53 Results by Laboratory**Lab:** BL Barringer Laboratories Inc., Golden, CO

No. Test	Radionuclide	Reported Value	Reported Error	EML Value	EML Error	Reported EML	Evaluation	QAP 52 Evaluation
Matrix: AI Air Filter Bq / filter								
3	AM241	0.030	0.006	0.032	0.001	0.937	A	A
2	AM241	0.030	0.030	0.032	0.001	0.937	A	A
1	Bq U	0.080	0.001	0.083	0.004	0.964	A	A
1	CO57	15.300	1.700	14.550	0.460	1.052	A	A
1	CO60	8.570	0.920	8.430	0.480	1.017	A	A
1	CS137	8.100	0.900	7.410	0.360	1.093	A	A
1	GROSS ALPHA	2.730	0.070	2.350	0.150	1.162	A	A
1	GROSS BETA	1.230	0.060	1.520	0.150	0.809	W	A
1	MN54	48.200	5.100	43.200	1.300	1.116	A	A
1	PU238	0.050	0.006	0.045	0.001	1.111	A	A
1	PU239	0.050	0.010	0.074	0.007	0.676	N	A
1	SR90	1.560	0.140	1.640	0.110	0.951	A	W
1	U UG	3.290	0.040	3.330	0.140	0.988	A	A
1	U234	0.040	0.001	0.041	0.003	0.976	A	A
1	U238	0.040	0.001	0.041	0.002	0.976	A	A

Matrix: SO Soil Bq / kg

1	AC228	82.400	12.100	80.200	3.600	1.027	A	A
1	AM241	10.000	1.800	8.270	0.700	1.209	A	N
1	BI212	84.500	12.000	80.500	6.600	1.050	A	A
1	BI214	75.400	8.900	83.300	4.200	0.905	A	A
1	Bq U	270.000	2.000	327.000	11.000	0.826	A	A
1	CS137	1068.000	114.000	1020.000	51.000	1.047	A	A
1	K40	704.000	76.000	713.000	38.000	0.987	A	A
1	PB212	82.200	10.000	79.300	4.300	1.037	A	A
1	PB214	79.900	9.000	86.300	4.300	0.926	A	A
1	PU239	19.400	0.700	16.800	0.300	1.155	A	W
1	SR90	27.600	2.600	50.400	2.000	0.548	N	A
1	TH234	148.000	22.000	148.000	10.000	1.000	A	A
1	U UG	10.800	0.100	13.200	0.500	0.818	A	A
1	U234	135.000	1.000	157.000	10.000	0.860	A	A
1	U238	135.000	1.000	163.000	10.000	0.828	W	A

Matrix: VE Vegetation Bq / kg

1	AM241	5.820	0.270	5.600	0.670	1.039	A	A
1	CM244	2.820	0.160	3.600	0.270	0.783	W	A
1	CO60	29.700	3.400	32.800	1.300	0.905	A	A
1	CS137	836.000	89.000	867.000	44.000	0.964	A	A
1	K40	574.000	64.000	639.000	34.000	0.898	W	A
1	PU239	9.400	0.560	9.600	0.800	0.979	A	N
1	SR90	1001.000	18.000	1150.000	94.000	0.870	A	A

Values for elemental uranium are reported in µg/filter, g, or mL. pCi/g or mL=Bq x 0.027**Evaluation:** A=Acceptable, W=Acceptable with Warning, N=Not Acceptable

If the evaluation system is not appropriate for the types of analyses performed in your lab, apply a site specific evaluation.

QAP 53 Results by Laboratory**Lab:** BL Barringer Laboratories Inc., Golden, CO

No. Test	Radionuclide	Reported Value	Reported Error	EML Value	EML Error	Reported EML	Evaluation	QAP 52 Evaluation
Matrix: WA Water Bq/L								
1	AM241	1.190	0.050	1.190	0.045	1.000	A	W
1	Bq U	0.610	0.005	0.916	0.031	0.666	N	A
1	CO60	72.800	7.900	73.700	2.900	0.988	A	A
1	CS137	65.000	7.100	67.000	3.500	0.970	A	A
1	GROSS ALPHA	1355.000	25.000	1070.000	100.000	1.266	N	A
1	GROSS BETA	870.000	21.000	950.000	90.000	0.916	A	A
1	H3	108.000	10.000	91.300	0.300	1.183	A	A
1	PU238	0.710	0.070	0.786	0.011	0.903	A	N
1	PU239	0.410	0.050	0.591	0.021	0.694	N	W
1	SR90	4.490	0.270	4.530	0.120	0.991	A	A
1	U UG	0.020	0.001	0.030	0.001	0.658	N	A
1	U234	0.300	0.001	0.481	0.023	0.624	N	A
1	U238	0.300	0.001	0.368	0.012	0.815	W	A

Values for elemental uranium are reported in µg/filter, g, or mL. pCi/g or mL=Bq x 0.027

Evaluation: A=Acceptable, W=Acceptable with Warning, N=Not Acceptable

If the evaluation system is not appropriate for the types of analyses performed in your lab, apply a site specific evaluation.

QAP 53 Results by Laboratory**Lab:** BM Battelle Memorial Institute, Columbus, OH

No. Test	Radionuclide	Reported Value	Reported Error	EML Value	EML Error	Reported EML	Evaluation	QAP 52 Evaluation
Matrix: AI Air Filter Bq / filter								
1	AM241	0.030	0.005	0.032	0.001	0.937	A	A
1	CO60	8.630	0.620	8.430	0.480	1.024	A	W
1	CS137	7.920	0.960	7.410	0.360	1.069	A	W
1	PU238	0.050	0.005	0.045	0.001	1.111	A	A
1	PU239	0.080	0.007	0.074	0.007	1.081	A	A
1	SR90	1.690	0.090	1.640	0.110	1.030	A	A
1	U234	0.040	0.006	0.041	0.003	0.976	A	A
1	U238	0.040	0.006	0.041	0.002	0.976	A	A

Matrix: SO Soil Bq / kg

1	CS137	1073.000	139.000	1020.000	51.000	1.052	A	A
1	PU239	16.100	1.890	16.800	0.300	0.958	A	A
1	SR90	46.790	4.330	50.400	2.000	0.928	A	W
1	U234	144.100	21.000	157.000	10.000	0.918	A	A
1	U238	146.100	21.300	163.000	10.000	0.896	A	A

Matrix: VE Vegetation Bq / kg

1	AM241	5.870	0.950	5.600	0.670	1.048	A	W
1	CO60	33.000	2.130	32.800	1.300	1.006	A	A
1	CS137	898.000	112.000	867.000	44.000	1.036	A	A
1	PU239	8.510	1.220	9.600	0.800	0.886	A	A
1	SR90	1301.000	34.000	1150.000	94.000	1.131	W	A

Matrix: WA Water Bq / L

1	AM241	1.270	0.170	1.190	0.045	1.067	A	A
1	CO60	66.100	3.890	73.700	2.900	0.897	W	A
1	CS137	63.600	7.550	67.000	3.500	0.949	A	A
1	PU238	0.760	0.080	0.786	0.011	0.967	A	W
1	PU239	0.570	0.060	0.591	0.021	0.964	A	W
1	SR90	4.680	0.300	4.530	0.120	1.033	A	A
1	U234	0.430	0.050	0.481	0.023	0.894	W	A
1	U238	0.330	0.040	0.368	0.012	0.897	W	A

Values for elemental uranium are reported in µg/filter, g, or mL. pCi/g or mL=Bq x 0.027**Evaluation:** A=Acceptable, W=Acceptable with Warning, N=Not Acceptable

If the evaluation system is not appropriate for the types of analyses performed in your lab, apply a site specific evaluation.

QAP 53 Results by Laboratory**Lab:** BN Brookhaven National Laboratory, Upton, NY

No. Test	Radionuclide	Reported Value	Reported Error	EML Value	EML Error	Reported EML	Evaluation	QAP 52 Evaluation
Matrix: AI Air Filter Bq / filter								
1	CO57	16.380	2.280	14.550	0.460	1.126	A	A
1	CO60	7.240	2.900	8.430	0.480	0.859	W	W
1	CS137	8.480	1.040	7.410	0.360	1.144	A	A
1	GROSS ALPHA	2.130	0.080	2.350	0.150	0.906	A	W
1	GROSS BETA	1.230	0.190	1.520	0.150	0.809	W	N
1	MN54	48.700	8.130	43.200	1.300	1.127	A	A
Matrix: SO Soil Bq / kg								
1	AC228	67.710	4.360	80.200	3.600	0.844	W	W
1	BI212	44.150	5.710	80.500	6.600	0.548	W	A
1	BI214	87.200	4.570	83.300	4.200	1.047	A	A
1	CS137	982.970	36.420	1020.000	51.000	0.964	A	A
1	K40	611.730	49.210	713.000	38.000	0.858	W	W
1	PB212	72.890	4.230	79.300	4.300	0.919	A	A
1	PB214	88.800	8.390	86.300	4.300	1.029	A	A
Matrix: VE Vegetation Bq / kg								
1	CO60	28.140	1.730	32.800	1.300	0.858	W	A
1	CS137	902.800	27.690	867.000	44.000	1.041	A	A
1	K40	571.030	99.710	639.000	34.000	0.894	W	A
Matrix: WA Water Bq / L								
1	CO60	72.030	0.920	73.700	2.900	0.977	A	A
1	CS137	69.070	1.940	67.000	3.500	1.031	A	A
1	GROSS ALPHA	40.900	9.090	1070.000	100.000	0.038	N	N
1	GROSS BETA	588.040	110.330	950.000	90.000	0.619	W	N
1	H3	112.000	8.890	91.300	0.300	1.227	A	N
1	SR90	4.150	0.100	4.530	0.120	0.916	A	N

Values for elemental uranium are reported in $\mu\text{g}/\text{filter}$, g, or mL. pCi/g or mL=Bq x 0.027
Evaluation: A=Acceptable, W=Acceptable with Warning, N=Not Acceptable

If the evaluation system is not appropriate for the types of analyses performed in your lab, apply a site specific evaluation.

QAP 53 Results by Laboratory**Lab:** BQ Becquerel Laboratories Inc., Mississauga, Ontario, Canada

No. Test	Radionuclide	Reported Value	Reported Error	EML Value	EML Error	Reported EML	Evaluation	QAP 52 Evaluation
Matrix: AI Air Filter Bq / filter								
1	CO57	13.800	0.100	14.550	0.460	0.948	A	A
1	CO60	8.500	0.100	8.430	0.480	1.008	A	A
1	CS137	9.200	0.100	7.410	0.360	1.242	W	A
1	GROSS ALPHA	3.300	0.300	2.350	0.150	1.404	W	A
1	GROSS BETA	1.820	0.060	1.520	0.150	1.197	A	A
1	MN54	45.200	0.200	43.200	1.300	1.046	A	A
1	U UG	2.790	0.070	3.330	0.140	0.838	W	A
Matrix: SO Soil Bq / kg								
1	AC228	104.000	26.000	80.200	3.600	1.297	W	W
1	BI214	112.000	27.000	83.300	4.200	1.345	W	N
1	CS137	1090.000	39.000	1020.000	51.000	1.069	A	A
1	PB212	87.000	14.000	79.300	4.300	1.097	A	A
1	PB214	140.000	35.000	86.300	4.300	1.622	N	N
1	TH234	272.000	69.000	148.000	10.000	1.838	W	A
1	U UG	15.300	0.200	13.200	0.500	1.159	W	A
Matrix: VE Vegetation Bq / kg								
1	CO60	93.000	9.000	32.800	1.300	2.835	N	N
1	CS137	980.000	11.000	867.000	44.000	1.130	A	A
1	K40	700.000	100.000	639.000	34.000	1.095	A	N
Matrix: WA Water Bq / L								
1	CO60	72.700	0.900	73.700	2.900	0.986	A	A
1	CS137	60.200	0.600	67.000	3.500	0.899	W	A
1	GROSS ALPHA	970.000	67.000	1070.000	100.000	0.907	A	A
1	GROSS BETA	1150.000	42.000	950.000	90.000	1.211	A	W
1	H3	430.000	17.000	91.300	0.300	4.710	N	
1	U UG	0.030	0.002	0.030	0.001	0.987	A	A

Values for elemental uranium are reported in µg/filter, g, or mL. pCi/g or mL=Bq x 0.027
Evaluation: A=Acceptable, W=Acceptable with Warning, N=Not Acceptable

If the evaluation system is not appropriate for the types of analyses performed in your lab, apply a site specific evaluation.

QAP 53 Results by Laboratory**Lab:** BU Autoridad Regulatoria, Buenos Aires, Argentina

No. Test	Radionuclide	Reported Value	Reported Error	EML Value	EML Error	Reported EML	Evaluation	QAP 52 Evaluation
Matrix: AI Air Filter Bq / filter								
1	AM241	0.030	0.002	0.032	0.001	0.937	A	W
1	Bq U	0.070	0.009	0.083	0.004	0.843	W	A
1	CO57	14.000	0.900	14.550	0.460	0.962	A	A
1	CO60	8.400	0.500	8.430	0.480	0.996	A	A
1	CS137	7.600	0.400	7.410	0.360	1.026	A	A
1	GROSS ALPHA	2.330	0.150	2.350	0.150	0.991	A	W
1	GROSS BETA	1.270	0.080	1.520	0.150	0.836	W	A
1	MN54	43.000	3.000	43.200	1.300	0.995	A	A
1	PU238	0.040	0.002	0.045	0.001	0.889	A	A
1	PU239	0.060	0.007	0.074	0.007	0.811	W	A
1	U234	0.030	0.002	0.041	0.003	0.732	N	A
1	U238	0.030	0.002	0.041	0.002	0.732	N	A

Matrix: SO Soil Bq / kg

1	AC228	78.000	7.000	80.200	3.600	0.973	A	A
1	AM241	9.500	0.930	8.270	0.700	1.149	A	A
1	BI212	84.000	8.000	80.500	6.600	1.043	A	A
1	BI214	106.300	10.000	83.300	4.200	1.276	W	A
1	Bq U	293.000	15.000	327.000	11.000	0.896	A	A
1	CS137	1000.000	50.000	1020.000	51.000	0.980	A	A
1	K40	700.000	50.000	713.000	38.000	0.982	A	A
1	PB212	78.000	7.000	79.300	4.300	0.984	A	A
1	PU239	15.300	1.100	16.800	0.300	0.911	A	A
1	TH234	160.000	32.000	148.000	10.000	1.081	A	A
1	U UG	12.900	1.300	13.200	0.500	0.977	A	A
1	U234	138.000	6.000	157.000	10.000	0.879	A	A
1	U238	141.000	7.200	163.000	10.000	0.865	A	A

Matrix: VE Vegetation Bq / kg

1	AM241	6.500	0.400	5.600	0.670	1.161	A	W
1	CM244	3.600	0.400	3.600	0.270	1.000	A	A
1	CO60	33.000	3.000	32.800	1.300	1.006	A	A
1	CS137	870.000	80.000	867.000	44.000	1.003	A	W
1	K40	640.000	60.000	639.000	34.000	1.002	A	A
1	PU238	0.620	0.060	0.700	0.010	0.886	A	W
1	PU239	8.600	0.700	9.600	0.800	0.896	A	A
1	SR90	1216.000	60.000	1150.000	94.000	1.057	A	A

Matrix: WA Water Bq / L

1	AM241	1.250	0.070	1.190	0.045	1.050	A	A
1	Bq U	0.910	0.050	0.916	0.031	0.993	A	A
1	CO60	69.000	5.000	73.700	2.900	0.936	A	A
1	CS137	64.000	5.000	67.000	3.500	0.955	A	A

Values for elemental uranium are reported in µg/filter, g, or mL. pCi/g or mL=Bq x 0.027**Evaluation:** A=Acceptable, W=Acceptable with Warning, N=Not Acceptable

If the evaluation system is not appropriate for the types of analyses performed in your lab, apply a site specific evaluation.

QAP 53 Results by Laboratory**Lab:** BU Autoridad Regulatoria, Buenos Aires, Argentina

No. Test	Radionuclide	Reported Value	Reported Error	EML Value	EML Error	Reported EML	Evaluation	QAP 52 Evaluation
Matrix: WA Water Bq/L								
1	GROSS ALPHA	1094.000	93.000	1070.000	100.000	1.022	A	
1	GROSS BETA	940.000	80.000	950.000	90.000	0.989	A	
1	H3	84.800	2.000	91.300	0.300	0.929	A	A
2	H3	86.000	2.000	91.300	0.300	0.942	A	A
1	PU238	0.730	0.040	0.786	0.011	0.929	A	A
1	PU239	0.560	0.030	0.591	0.021	0.948	A	A
1	SR90	3.900	0.400	4.530	0.120	0.861	A	W
1	U UG	0.020	0.004	0.030	0.001	0.658	N	A
1	U234	0.470	0.050	0.481	0.023	0.977	A	A
1	U238	0.350	0.030	0.368	0.012	0.951	A	A

Values for elemental uranium are reported in µg/filter, g, or mL. pCi/g or mL=Bq x 0.027

Evaluation: A=Acceptable, W=Acceptable with Warning, N=Not Acceptable

If the evaluation system is not appropriate for the types of analyses performed in your lab, apply a site specific evaluation.

QAP 53 Results by Laboratory**Lab:** BX B&W Nuclear Envir. Services, Lynchburg, VA

No. Test	Radionuclide	Reported Value	Reported Error	EML Value	EML Error	Reported EML	Evaluation	QAP 52 Evaluation
Matrix: AI Air Filter Bq / filter								
1	AM241	0.050	0.010	0.032	0.001	1.563	W	A
1	CO57	15.000	0.400	14.550	0.460	1.031	A	A
1	CO60	9.250	0.530	8.430	0.480	1.097	A	A
1	CS137	7.960	0.370	7.410	0.360	1.074	A	A
1	GROSS ALPHA	1.830	0.070	2.350	0.150	0.779	W	A
1	GROSS BETA	1.210	0.040	1.520	0.150	0.796	W	W
1	MN54	47.700	3.700	43.200	1.300	1.104	A	A
1	PU238	0.060	0.010	0.045	0.001	1.333	W	A
1	PU239	0.070	0.007	0.074	0.007	0.946	A	A
1	SR90	1.230	0.150	1.640	0.110	0.750	W	N
1	U234	0.050	0.005	0.041	0.003	1.220	A	A
1	U238	0.050	0.005	0.041	0.002	1.220	A	A

Matrix: SO Soil Bq / kg

1	AC228	83.200	11.100	80.200	3.600	1.037	A	A
1	AM241	2.480	0.960	8.270	0.700	0.300	N	N
1	BI212	50.300	9.900	80.500	6.600	0.625	A	N
1	BI214	92.500	10.500	83.300	4.200	1.110	A	A
1	CS137	1220.000	120.000	1020.000	51.000	1.196	W	W
1	K40	821.000	86.000	713.000	38.000	1.151	A	A
1	PB212	108.000	10.000	79.300	4.300	1.362	N	W
1	PB214	111.000	12.000	86.300	4.300	1.286	A	W
1	PU239	16.100	1.900	16.800	0.300	0.958	A	A
1	TH234	65.900	79.700	148.000	10.000	0.445	N	W
1	U234	128.000	11.000	157.000	10.000	0.815	W	A
1	U238	141.000	12.000	163.000	10.000	0.865	A	A

Matrix: VE Vegetation Bq / kg

1	AM241	7.290	1.260	5.600	0.670	1.302	A	W
1	CM244	5.110	0.960	3.600	0.270	1.419	W	A
1	CO60	36.500	4.000	32.800	1.300	1.113	A	W
1	CS137	1010.000	100.000	867.000	44.000	1.165	A	A
1	K40	755.000	77.000	639.000	34.000	1.182	A	A
1	PU239	8.440	1.110	9.600	0.800	0.879	A	A
1	SR90	1000.000	40.000	1150.000	94.000	0.870	A	A

Matrix: WA Water Bq / L

1	AM241	1.230	0.140	1.190	0.045	1.034	A	A
1	CO60	75.100	3.400	73.700	2.900	1.019	A	A
1	CS137	66.600	2.200	67.000	3.500	0.994	A	A
1	GROSS ALPHA	1190.000	50.000	1070.000	100.000	1.112	A	A
1	GROSS BETA	899.000	36.000	950.000	90.000	0.946	A	W
1	H3	129.000	25.000	91.300	0.300	1.413	W	A

Values for elemental uranium are reported in µg/filter, g, or mL. pCi/g or mL=Bq x 0.027**Evaluation:** A=Acceptable, W=Acceptable with Warning, N=Not Acceptable

If the evaluation system is not appropriate for the types of analyses performed in your lab, apply a site specific evaluation.

QAP 53 Results by Laboratory**Lab:** BX B&W Nuclear Envir. Services, Lynchburg, VA

No. Test	Radionuclide	Reported Value	Reported Error	EML Value	EML Error	Reported EML	Evaluation	QAP 52 Evaluation
Matrix: WA Water Bq/L								
1	PU238	0.720	0.050	0.786	0.011	0.916	A	A
1	PU239	0.580	0.040	0.591	0.021	0.981	A	A
1	SR90	3.700	0.320	4.530	0.120	0.817	W	A
1	U234	0.480	0.040	0.481	0.023	0.998	A	W
1	U238	0.380	0.040	0.368	0.012	1.033	A	W

Values for elemental uranium are reported in $\mu\text{g}/\text{filter}$, g, or mL. pCi/g or $\text{mL}=\text{Bq} \times 0.027$

Evaluation: A=Acceptable, W=Acceptable with Warning, N=Not Acceptable

If the evaluation system is not appropriate for the types of analyses performed in your lab, apply a site specific evaluation.

QAP 53 Results by Laboratory**Lab:** CA Atomic Energy Control Board, Ottawa, Canada

No. Test	Radionuclide	Reported Value	Reported Error	EML Value	EML Error	Reported EML	Evaluation	QAP 52 Evaluation
Matrix: AI Air Filter Bq / filter								
1	CO57	15.000	0.600	14.550	0.460	1.031	A	A
1	CO60	9.300	1.000	8.430	0.480	1.103	A	A
1	CS137	8.000	0.800	7.410	0.360	1.080	A	A
1	GROSS ALPHA	2.100	0.100	2.350	0.150	0.894	A	A
1	GROSS BETA	1.300	0.100	1.520	0.150	0.855	W	A
1	MN54	45.600	2.800	43.200	1.300	1.056	A	A
Matrix: SO Soil Bq / kg								
1	U UG	11.400	0.200	13.200	0.500	0.864	A	N
Matrix: WA Water Bq / L								
1	CO60	70.100	2.000	73.700	2.900	0.951	A	N
1	CS137	67.800	3.400	67.000	3.500	1.012	A	A
1	GROSS BETA	726.000	72.000	950.000	90.000	0.764	A	A
1	H3	91.300	9.300	91.300	0.300	1.000	A	A
1	U UG	0.030	0.003	0.030	0.001	0.987	A	A

Values for elemental uranium are reported in µg/filter, g, or mL. pCi/g or mL=Bq x 0.027

Evaluation: A=Acceptable, W=Acceptable with Warning, N=Not Acceptable

If the evaluation system is not appropriate for the types of analyses performed in your lab, apply a site specific evaluation.

QAP 53 Results by Laboratory**Lab:** CB Radiation Protection Bureau, Ontario, Canada

No. Test	Radionuclide	Reported Value	Reported Error	EML Value	EML Error	Reported EML	Evaluation	QAP 52 Evaluation
Matrix: AI Air Filter Bq / filter								
1	AM241	0.300	0.080	0.032	0.001	9.375	N	A
1	CO57	16.530	0.440	14.550	0.460	1.136	A	W
1	CO60	9.360	0.230	8.430	0.480	1.110	A	W
1	CS137	8.570	0.260	7.410	0.360	1.157	A	W
1	MN54	50.540	1.370	43.200	1.300	1.170	A	W

Matrix: WA Water Bq / L

1	AM241	1.320	0.200	1.190	0.045	1.109	A	W
1	CO60	75.300	2.900	73.700	2.900	1.022	A	A
1	CS137	64.900	3.900	67.000	3.500	0.969	A	A
1	SR90	4.520	0.180	4.530	0.120	0.998	A	A
2	SR90	4.860	0.180	4.530	0.120	1.073	A	A
2	U UG	0.020	0.002	0.030	0.001	0.658	N	A
3	U UG	0.020	0.002	0.030	0.001	0.658	N	A
1	U UG	0.020	0.002	0.030	0.001	0.658	N	A

Values for elemental uranium are reported in µg/filter, g, or mL. pCi/g or mL=Bq x 0.027
Evaluation: A=Acceptable, W=Acceptable with Warning, N=Not Acceptable

If the evaluation system is not appropriate for the types of analyses performed in your lab, apply a site specific evaluation.

QAP 53 Results by Laboratory**Lab:** CD Gently-2 Nuclear Power Plant, Quebec Canada

No. Test	Radionuclide	Reported Value	Reported Error	EML Value	EML Error	Reported EML	Evaluation	QAP 52 Evaluation
Matrix: AI Air Filter Bq / filter								
1	CO57	15.300	0.500	14.550	0.460	1.052	A	A
1	CO60	8.800	0.300	8.430	0.480	1.044	A	A
1	CS137	8.200	0.400	7.410	0.360	1.107	A	A
1	GROSS BETA	1.200	0.200	1.520	0.150	0.789	W	
1	MN54	48.000	2.000	43.200	1.300	1.111	A	A
Matrix: SO Soil Bq / kg								
1	AC228	83.000	10.000	80.200	3.600	1.035	A	A
1	BI212	114.000	20.000	80.500	6.600	1.416	N	A
1	BI214	85.000	10.000	83.300	4.200	1.020	A	A
1	CS137	1140.000	100.000	1020.000	51.000	1.118	A	A
1	K40	815.000	50.000	713.000	38.000	1.143	A	A
1	PB212	95.000	10.000	79.300	4.300	1.198	A	W
1	PB214	90.000	10.000	86.300	4.300	1.043	A	A
Matrix: VE Vegetation Bq / kg								
1	CO60	36.000	3.000	32.800	1.300	1.098	A	A
1	CS137	945.000	70.000	867.000	44.000	1.090	A	A
1	K40	680.000	40.000	639.000	34.000	1.064	A	A
Matrix: WA Water Bq / L								
1	CO60	70.000	7.000	73.700	2.900	0.950	A	A
1	CS137	65.000	6.000	67.000	3.500	0.970	A	A
1	GROSS BETA	830.000	80.000	950.000	90.000	0.874	A	A
1	H3	105.000	10.000	91.300	0.300	1.150	A	A

Values for elemental uranium are reported in µg/filter, g, or mL. pCi/g or mL=Bq x 0.027
Evaluation: A=Acceptable, W=Acceptable with Warning, N=Not Acceptable

If the evaluation system is not appropriate for the types of analyses performed in your lab, apply a site specific evaluation.

QAP 53 Results by Laboratory**Lab:** CE Environmental Monitoring Laboratory, New Brunswick, Canada

No. Test	Radionuclide	Reported Value	Reported Error	EML Value	EML Error	Reported EML	Evaluation	QAP 52 Evaluation
Matrix: AI Air Filter Bq / filter								
1	CO57	13.000	0.750	14.550	0.460	0.893	A	
1	CO60	8.200	0.410	8.430	0.480	0.973	A	
1	CS137	7.800	0.520	7.410	0.360	1.053	A	
1	GROSS ALPHA	2.400	0.090	2.350	0.150	1.021	A	
1	GROSS BETA	1.700	0.060	1.520	0.150	1.118	A	
1	MN54	44.000	2.600	43.200	1.300	1.019	A	
1	SR90	1.500	0.460	1.640	0.110	0.915	A	

Matrix: SO Soil Bq / kg

1	CS137	895.000	52.000	1020.000	51.000	0.877	W	
1	K40	648.000	53.000	713.000	38.000	0.909	A	

Matrix: VE Vegetation Bq / kg

1	CO60	34.000	3.100	32.800	1.300	1.037	A	
1	CS137	964.000	57.000	867.000	44.000	1.112	A	
1	K40	685.000	68.000	639.000	34.000	1.072	A	

Matrix: WA Water Bq / L

1	CO60	70.000	3.900	73.700	2.900	0.950	A	
1	CS137	63.000	4.600	67.000	3.500	0.940	A	
1	GROSS ALPHA	905.000	55.000	1070.000	100.000	0.846	A	
1	GROSS BETA	979.000	54.000	950.000	90.000	1.031	A	
1	H3	223.000	10.000	91.300	0.300	2.442	N	
1	SR90	4.300	0.290	4.530	0.120	0.949	A	

Values for elemental uranium are reported in µg/filter, g, or mL. pCi/g or mL=Bq x 0.027**Evaluation:** A=Acceptable, W=Acceptable with Warning, N=Not Acceptable

If the evaluation system is not appropriate for the types of analyses performed in your lab, apply a site specific evaluation.

QAP 53 Results by Laboratory**Lab:** CF Freshwater Institute Radiochemistry Winnipeg, Manitoba, Canada

No. Test	Radionuclide	Reported Value	Reported Error	EML Value	EML Error	Reported EML	Evaluation	QAP 52 Evaluation
Matrix: SO Soil Bq/kg								
3	CS137	998.000	7.000	1020.000	51.000	0.978	A	A
1	CS137	1023.000	4.000	1020.000	51.000	1.003	A	A
2	CS137	1019.000	6.000	1020.000	51.000	0.999	A	A
2	PB214	76.600	3.100	86.300	4.300	0.888	W	
1	PB214	82.400	1.700	86.300	4.300	0.955	A	
3	PB214	80.200	3.200	86.300	4.300	0.929	A	
1	U234	134.000	8.800	157.000	10.000	0.854	W	A
3	U234	113.000	7.100	157.000	10.000	0.720	W	A
2	U234	126.000	8.700	157.000	10.000	0.803	W	A
2	U238	142.000	9.200	163.000	10.000	0.871	A	A
1	U238	142.000	9.300	163.000	10.000	0.871	A	A
3	U238	122.000	8.300	163.000	10.000	0.748	W	A
Matrix: VE Vegetation Bq/kg								
1	CO60	35.700	2.100	32.800	1.300	1.088	A	A
3	CO60	32.000	1.300	32.800	1.300	0.976	A	A
2	CO60	28.000	2.200	32.800	1.300	0.854	W	A
1	CS137	822.000	5.800	867.000	44.000	0.948	A	A
2	CS137	819.000	6.600	867.000	44.000	0.945	A	A
3	CS137	798.000	3.200	867.000	44.000	0.920	A	A
Matrix: WA Water Bq/L								
3	CO60	71.200	1.000	73.700	2.900	0.966	A	A
2	CO60	70.100	1.100	73.700	2.900	0.951	A	A
1	CO60	70.800	1.100	73.700	2.900	0.961	A	A
2	CS137	63.700	0.800	67.000	3.500	0.951	A	A
1	CS137	65.000	0.900	67.000	3.500	0.970	A	A
3	CS137	64.100	0.800	67.000	3.500	0.957	A	A

Values for elemental uranium are reported in µg/filter, g, or mL. pCi/g or mL=Bq x 0.027
Evaluation: A=Acceptable, W=Acceptable with Warning, N=Not Acceptable

If the evaluation system is not appropriate for the types of analyses performed in your lab, apply a site specific evaluation.

QAP 53 Results by Laboratory**Lab:** CH California State Dept. Health Serv., Sanitation & Radiation Laboratory

No. Test	Radionuclide	Reported Value	Reported Error	EML Value	EML Error	Reported EML	Evaluation	QAP 52 Evaluation
Matrix: AI Air Filter Bq / filter								
1	AM241	0.030	0.004	0.032	0.001	0.937	A	A
1	Bq U	0.090	0.004	0.083	0.004	1.084	A	A
1	CO57	16.800	0.050	14.550	0.460	1.155	W	A
1	CO60	9.870	0.100	8.430	0.480	1.171	W	W
1	CS137	9.070	0.090	7.410	0.360	1.224	W	A
1	GROSS ALPHA	2.380	0.030	2.350	0.150	1.013	A	N
1	GROSS BETA	1.540	0.020	1.520	0.150	1.013	A	N
1	MN54	54.200	0.190	43.200	1.300	1.255	W	A
1	PU238	0.040	0.005	0.045	0.001	0.889	A	A
1	PU239	0.070	0.006	0.074	0.007	0.946	A	A
1	SR90	1.610	0.060	1.640	0.110	0.982	A	A
1	U UG	2.780	0.030	3.330	0.140	0.835	W	
1	U234	0.050	0.004	0.041	0.003	1.220	A	A
1	U238	0.040	0.004	0.041	0.002	0.976	A	A

Matrix: SO Soil Bq / kg

1	AC228	89.900	3.600	80.200	3.600	1.121	A	A
1	AM241	10.900	2.500	8.270	0.700	1.318	A	A
1	BI212	107.000	10.000	80.500	6.600	1.329	N	N
1	BI214	89.500	2.400	83.300	4.200	1.074	A	A
1	Bq U	287.000	16.000	327.000	11.000	0.878	A	A
1	CS137	1210.000	4.000	1020.000	51.000	1.186	W	W
1	K40	832.000	17.000	713.000	38.000	1.167	A	A
1	PB212	90.000	1.600	79.300	4.300	1.135	A	A
1	PB214	98.900	2.700	86.300	4.300	1.146	A	A
1	PU239	18.100	1.400	16.800	0.300	1.077	A	A
1	SR90	57.000	12.000	50.400	2.000	1.131	A	A
1	TH234	242.000	42.000	148.000	10.000	1.635	W	A
1	U UG	11.400	0.200	13.200	0.500	0.864	A	A
1	U234	137.000	7.800	157.000	10.000	0.873	A	A
1	U238	141.000	8.000	163.000	10.000	0.865	A	A

Matrix: VE Vegetation Bq / kg

1	AM241	6.030	0.300	5.600	0.670	1.077	A	W
1	CM244	3.870	0.210	3.600	0.270	1.075	A	A
1	CO60	34.900	1.100	32.800	1.300	1.064	A	A
1	CS137	894.000	3.500	867.000	44.000	1.031	A	A
1	K40	726.000	15.000	639.000	34.000	1.136	A	A
1	PU239	8.840	0.340	9.600	0.800	0.921	A	W
1	SR90	1230.000	12.000	1150.000	94.000	1.070	A	N

Matrix: WA Water Bq / L

1	AM241	1.380	0.090	1.190	0.045	1.160	A	A
---	-------	-------	-------	-------	-------	-------	---	---

Values for elemental uranium are reported in µg/filter, g, or mL. pCi/g or mL=Bq x 0.027**Evaluation:** A=Acceptable, W=Acceptable with Warning, N=Not Acceptable

If the evaluation system is not appropriate for the types of analyses performed in your lab, apply a site specific evaluation.

QAP 53 Results by Laboratory**Lab:** CH California State Dept. Health Serv., Sanitation & Radiation Laboratory

No. Test	Radionuclide	Reported Value	Reported Error	EML Value	EML Error	Reported EML	Evaluation	QAP 52 Evaluation
Matrix: WA Water Bq/L								
1	Bq U	0.870	0.060	0.916	0.031	0.950	A	A
1	CO60	74.000	0.810	73.700	2.900	1.004	A	A
1	CS137	66.800	0.670	67.000	3.500	0.997	A	A
1	GROSS ALPHA	1295.000	37.000	1070.000	100.000	1.210	W	A
1	GROSS BETA	1064.000	19.000	950.000	90.000	1.120	A	A
1	H3	120.000	4.800	91.300	0.300	1.314	W	A
1	PU238	0.810	0.040	0.786	0.011	1.031	A	A
1	PU239	0.570	0.030	0.591	0.021	0.964	A	A
1	SR90	4.870	0.170	4.530	0.120	1.075	A	A
1	U UG	0.030	0.001	0.030	0.001	0.987	A	A
1	U234	0.430	0.020	0.481	0.023	0.894	W	A
1	U238	0.360	0.020	0.368	0.012	0.978	A	A

Values for elemental uranium are reported in µg/filter, g, or mL. pCi/g or mL=Bq x 0.027

Evaluation: A=Acceptable, W=Acceptable with Warning, N=Not Acceptable

If the evaluation system is not appropriate for the types of analyses performed in your lab, apply a site specific evaluation.

QAP 53 Results by Laboratory**Lab:** CL Core Laboratories, Casper, WY

No. Test	Radionuclide	Reported Value	Reported Error	EML Value	EML Error	Reported EML	Evaluation	QAP 52 Evaluation
Matrix: AI Air Filter Bq / filter								
1	AM241	0.130	0.070	0.032	0.001	4.062	N	A
1	CO57	15.000	0.200	14.550	0.460	1.031	A	N
1	CO60	8.800	0.100	8.430	0.480	1.044	A	N
1	CS137	7.800	0.100	7.410	0.360	1.053	A	N
1	GROSS ALPHA	2.700	0.100	2.350	0.150	1.149	A	A
1	GROSS BETA	2.100	0.100	1.520	0.150	1.382	W	W
1	MN54	46.000	0.400	43.200	1.300	1.065	A	N
1	PU238	0.260	0.080	0.045	0.001	5.778	N	N
1	PU239	0.110	0.050	0.074	0.007	1.486	N	N
1	SR90	2.700	0.300	1.640	0.110	1.646	W	A
1	U UG	6.800	0.040	3.330	0.140	2.042	N	N
1	U234	0.060	0.020	0.041	0.003	1.463	W	N
1	U238	0.070	0.030	0.041	0.002	1.707	N	W

Matrix: SO Soil Bq / kg

1	AC228	109.000	13.200	80.200	3.600	1.359	W	A
1	AM241	11.100	2.600	8.270	0.700	1.342	A	A
1	BI212	126.000	50.800	80.500	6.600	1.565	N	N
1	BI214	127.000	13.500	83.300	4.200	1.525	N	W
1	CS137	1280.000	20.200	1020.000	51.000	1.255	W	A
1	K40	866.000	58.000	713.000	38.000	1.215	A	N
1	PB212	105.000	7.800	79.300	4.300	1.324	W	N
1	PB214	143.000	12.200	86.300	4.300	1.657	N	W
1	PU239	16.500	3.700	16.800	0.300	0.982	A	W
1	SR90	77.000	18.000	50.400	2.000	1.528	W	N
1	TH234	416.000	102.000	148.000	10.000	2.811	N	W
1	U UG	9.900	0.010	13.200	0.500	0.750	A	N
1	U234	115.000	37.000	157.000	10.000	0.732	W	A
1	U238	117.000	37.000	163.000	10.000	0.718	W	W

Matrix: VE Vegetation Bq / kg

1	AM241	5.900	0.190	5.600	0.670	1.054	A	N
1	CM244	4.070	0.190	3.600	0.270	1.131	A	N
1	CO60	42.800	6.100	32.800	1.300	1.305	W	A
1	CS137	1070.000	22.700	867.000	44.000	1.234	W	A
1	K40	1510.000	114.000	639.000	34.000	2.363	N	N
1	PU239	9.200	0.700	9.600	0.800	0.958	A	W
1	SR90	1502.000	90.000	1150.000	94.000	1.306	N	N

Matrix: WA Water Bq / L

1	AM241	1.290	0.240	1.190	0.045	1.084	A	A
1	CO60	71.300	0.700	73.700	2.900	0.967	A	A
1	CS137	65.100	0.800	67.000	3.500	0.972	A	A

Values for elemental uranium are reported in µg/filter, g, or mL. pCi/g or mL=Bq x 0.027**Evaluation:** A=Acceptable, W=Acceptable with Warning, N=Not Acceptable

If the evaluation system is not appropriate for the types of analyses performed in your lab, apply a site specific evaluation.

QAP 53 Results by Laboratory**Lab:** CL Core Laboratories, Casper, WY

No. Test	Radionuclide	Reported Value	Reported Error	EML Value	EML Error	Reported EML	Evaluation	QAP 52 Evaluation
Matrix: WA Water Bq/L								
1	GROSS ALPHA	1010.000	208.000	1070.000	100.000	0.944	A	W
1	GROSS BETA	1230.000	53.700	950.000	90.000	1.295	A	W
1	H3	89.000	6.000	91.300	0.300	0.975	A	A
1	PU238	0.820	0.170	0.786	0.011	1.043	A	N
1	PU239	0.650	0.140	0.591	0.021	1.100	A	N
1	SR90	4.100	0.300	4.530	0.120	0.905	A	N
1	U UG	0.030	0.001	0.030	0.001	0.987	A	
1	U234	0.340	0.050	0.481	0.023	0.707	N	A
1	U238	0.310	0.050	0.368	0.012	0.842	W	A

Values for elemental uranium are reported in $\mu\text{g}/\text{filter}$, g, or mL. pCi/g or mL=Bq x 0.027

Evaluation: A=Acceptable, W=Acceptable with Warning, N=Not Acceptable

If the evaluation system is not appropriate for the types of analyses performed in your lab, apply a site specific evaluation.

QAP 53 Results by Laboratory**Lab:** CM Metropolitan Water Reclamation District of Greater Chicago

No. Test	Radionuclide	Reported Value	Reported Error	EML Value	EML Error	Reported EML	Evaluation	QAP 52 Evaluation
Matrix: WA Water Bq/L								
1	CO60	67.300	1.000	73.700	2.900	0.913	A	A
2	CO60	66.700	1.000	73.700	2.900	0.905	A	A
3	CO60	67.000	1.000	73.700	2.900	0.909	A	A
1	CS137	61.100	1.200	67.000	3.500	0.912	A	A
2	CS137	60.100	1.200	67.000	3.500	0.897	W	A
3	CS137	60.600	1.200	67.000	3.500	0.904	A	A
1	GROSS ALPHA	712.900	15.500	1070.000	100.000	0.666	W	W
2	GROSS ALPHA	885.700	16.500	1070.000	100.000	0.828	A	W
3	GROSS ALPHA	663.000	14.000	1070.000	100.000	0.620	W	W
1	GROSS BETA	928.200	14.000	950.000	90.000	0.977	A	W
2	GROSS BETA	1016.600	14.200	950.000	90.000	1.070	A	W
3	GROSS BETA	1027.000	14.600	950.000	90.000	1.081	A	W
3	H3	116.200	2.200	91.300	0.300	1.273	A	A
2	H3	116.500	2.200	91.300	0.300	1.276	A	A
1	H3	115.200	2.200	91.300	0.300	1.262	A	A

Values for elemental uranium are reported in µg/filter, g, or mL. pCi/g or mL=Bq x 0.027

Evaluation: A=Acceptable, W=Acceptable with Warning, N=Not Acceptable

If the evaluation system is not appropriate for the types of analyses performed in your lab, apply a site specific evaluation.

QAP 53 Results by Laboratory**Lab:** CN China Institute for Radiation Protection

No. Test	Radionuclide	Reported Value	Reported Error	EML Value	EML Error	Reported EML	Evaluation	QAP 52 Evaluation
Matrix: AI Air Filter Bq / filter								
1	CO57	14.700	0.970	14.550	0.460	1.010	A	
1	CO60	8.250	0.540	8.430	0.480	0.970	A	
1	CS137	7.560	0.490	7.410	0.360	1.010	A	
1	MN 54	46.620	2.990	43.200	1.300	1.080	A	
Matrix: SO Soil Bq/kg								
1	AC228	75.420	6.580	80.200	3.600	0.940	A	
1	BI214	87.900	5.830	83.300	4.200	1.050	A	
1	CS137	1074.000	61.000	1020.000	51.000	1.050	A	
1	K40	657.800	38.600	713.000	38.000	0.920	A	
1	PB212	66.950	3.930	79.300	4.300	0.840	W	
1	PB214	86.530	6.210	86.300	4.300	1.000	A	
Matrix: VE Vegetation Bq / kg								
1	AM241	8.730	0.690	5.600	0.670	1.560	W	
1	CO60	33.470	2.690	32.800	1.300	1.020	A	
1	CS137	935.000	60.000	867.000	44.000	1.070	A	
1	K40	624.600	42.100	639.000	639.000	0.970	A	

Values for elemental uranium are reported in µg/filter, g, or mL. pCi/g or mL=Bq x 0.027

Evaluation: A=Acceptable, W=Acceptable with Warning, N=Not Acceptable

If the evaluation system is not appropriate for the types of analyses performed in your lab, apply a site specific evaluation.

QAP 53 Results by Laboratory**Lab:** CO Bedford Institute of Oceanography, Dartmouth, Nova Scotia, Canada

No. Test	Radionuclide	Reported Value	Reported Error	EML Value	EML Error	Reported EML	Evaluation	QAP 52 Evaluation
Matrix: AI Air Filter Bq / filter								
2	CO57	18.500	0.200	14.550	0.460	1.271	W	W
1	CO57	19.400	0.200	14.550	0.460	1.333	W	W
2	CO60	10.600	0.200	8.430	0.480	1.257	W	W
1	CO60	11.000	0.200	8.430	0.480	1.305	N	W
2	CS137	9.600	0.200	7.410	0.360	1.296	W	W
1	CS137	10.000	0.200	7.410	0.360	1.350	W	W
1	MN54	60.000	1.000	43.200	1.300	1.389	N	W
2	MN54	58.000	1.000	43.200	1.300	1.343	W	W

Matrix: SO Soil Bq / kg

2	CS137	1059.000	39.000	1020.000	51.000	1.038	A	A
3	CS137	1067.000	39.000	1020.000	51.000	1.046	A	A
1	CS137	1005.000	39.000	1020.000	51.000	0.985	A	A

Matrix: VE Vegetation Bq / kg

3	CO60	32.000	3.000	32.800	1.300	0.976	A	
2	CO60	31.000	3.000	32.800	1.300	0.945	A	
1	CO60	29.000	3.000	32.800	1.300	0.884	A	
1	CS137	867.000	32.000	867.000	44.000	1.000	A	
3	CS137	867.000	32.000	867.000	44.000	1.000	A	
2	CS137	862.000	32.000	867.000	44.000	0.994	A	

Values for elemental uranium are reported in µg/filter, g, or mL. pCi/g or mL=Bq x 0.027
Evaluation: A=Acceptable, W=Acceptable with Warning, N=Not Acceptable

If the evaluation system is not appropriate for the types of analyses performed in your lab, apply a site specific evaluation.

QAP 53 Results by Laboratory**Lab:** CS Rocketdyne Propulsion & Power, Canoga Park, CA

No. Test	Radionuclide	Reported Value	Reported Error	EML Value	EML Error	Reported EML	Evaluation	QAP 52 Evaluation
Matrix: AI Air Filter Bq / filter								
1	CO60	8.710	0.740	8.430	0.480	1.033	A	A
1	CS137	7.720	0.730	7.410	0.360	1.042	A	A
1	MN54	42.530	3.800	43.200	1.300	0.984	A	A
Matrix: SO Soil Bq / kg								
1	AC228	70.140	10.940	80.200	3.600	0.875	W	A
1	BI212	48.420	7.850	80.500	6.600	0.601	A	A
1	BI214	76.240	11.850	83.300	4.200	0.915	A	A
1	CS137	1047.000	163.900	1020.000	51.000	1.026	A	A
1	K40	751.200	118.400	713.000	38.000	1.054	A	A
1	PB212	76.680	12.020	79.300	4.300	0.967	A	A
1	PB214	76.950	12.010	86.300	4.300	0.892	W	A
Matrix: WA Water Bq / L								
1	AM241	0.990	0.310	1.190	0.045	0.832	W	W
1	CO60	75.320	11.190	73.700	2.900	1.022	A	A
1	CS137	71.710	10.990	67.000	3.500	1.070	A	A

Values for elemental uranium are reported in $\mu\text{g}/\text{filter}$, g, or mL. pCi/g or $\text{mL}=\text{Bq} \times 0.027$

Evaluation: A=Acceptable, W=Acceptable with Warning, N=Not Acceptable

If the evaluation system is not appropriate for the types of analyses performed in your lab, apply a site specific evaluation.

QAP 53 Results by Laboratory**Lab:** CU Universite Laval, Quebec, Canada

No. Test	Radionuclide	Reported Value	Reported Error	EML Value	EML Error	Reported EML	Evaluation	QAP 52 Evaluation
----------	--------------	----------------	----------------	-----------	-----------	--------------	------------	-------------------

Matrix: AI Air Filter Bq / filter

1	CO57	16.800	0.100	14.550	0.460	1.155	W	A
1	CO60	9.100	0.200	8.430	0.480	1.079	A	A
1	CS137	8.000	0.200	7.410	0.360	1.080	A	A
1	MN54	49.600	0.400	43.200	1.300	1.148	A	A

Matrix: SO Soil Bq / kg

1	AC228	74.000	10.000	80.200	3.600	0.923	A	A
1	BI212	83.000	5.000	80.500	6.600	1.031	A	A
1	BI214	74.000	8.000	83.300	4.200	0.888	A	A
1	CS137	1039.000	25.000	1020.000	51.000	1.019	A	A
1	K40	682.000	30.000	713.000	38.000	0.957	A	A
1	PB212	82.000	5.000	79.300	4.300	1.034	A	A
1	PB214	72.000	10.000	86.300	4.300	0.834	W	A

Matrix: VE Vegetation Bq / kg

1	CO60	31.000	3.000	32.800	1.300	0.945	A	W
1	CS137	860.000	60.000	867.000	44.000	0.992	A	W
1	K40	591.000	50.000	639.000	34.000	0.925	A	A

Matrix: WA Water Bq / L

1	CO60	72.000	2.000	73.700	2.900	0.977	A	A
1	CS137	65.300	2.000	67.000	3.500	0.975	A	A
1	H3	105.000	5.000	91.300	0.300	1.150	A	W
1	SR90	3.900	0.300	4.530	0.120	0.861	A	

Values for elemental uranium are reported in µg/filter, g, or mL. pCi/g or mL=Bq x 0.027
Evaluation: A=Acceptable, W=Acceptable with Warning, N=Not Acceptable

If the evaluation system is not appropriate for the types of analyses performed in your lab, apply a site specific evaluation.

QAP 53 Results by Laboratory**Lab:** CW Carlsbad Environmental Monitoring Research Center, NM

No. Test	Radionuclide	Reported Value	Reported Error	EML Value	EML Error	Reported EML	Evaluation	QAP 52 Evaluation
Matrix: AI Air Filter Bq / filter								
1	AM241	0.030	0.002	0.032	0.001	0.937	A	A
1	CO57	15.500	0.500	14.550	0.460	1.065	A	A
1	CO60	9.100	0.300	8.430	0.480	1.079	A	A
1	CS137	8.200	0.300	7.410	0.360	1.107	A	A
1	MN54	47.000	1.000	43.200	1.300	1.088	A	A
1	PU238	0.040	0.002	0.045	0.001	0.889	A	A
1	PU239	0.070	0.002	0.074	0.007	0.946	A	A
1	U234	0.130	0.005	0.041	0.003	3.171	N	A
1	U238	0.090	0.004	0.041	0.002	2.195	N	A

Matrix: SO Soil Bq / kg

1	AC228	84.000	3.000	80.200	3.600	1.047	A	A
1	AM241	9.100	0.300	8.270	0.700	1.100	A	
1	BI212	84.000	9.000	80.500	6.600	1.043	A	A
1	BI214	84.000	3.000	83.300	4.200	1.008	A	A
1	CS137	1000.000	20.000	1020.000	51.000	0.980	A	A
1	K40	696.000	24.000	713.000	38.000	0.976	A	A
1	PB212	80.000	2.000	79.300	4.300	1.009	A	A
1	PB214	85.000	2.000	86.300	4.300	0.985	A	A
1	PU238	19.300	0.700	19.100	0.200	1.010	A	
1	PU239	16.800	0.700	16.800	0.300	1.000	A	A
1	U234	146.000	4.000	157.000	10.000	0.930	A	W
1	U238	152.000	4.000	163.000	10.000	0.933	A	W

Matrix: VE Vegetation Bq / kg

1	AM241	6.400	0.100	5.600	0.670	1.143	A	A
1	CM244	3.600	0.100	3.600	0.270	1.000	A	A
1	CO60	33.000	2.000	32.800	1.300	1.006	A	A
1	CS137	871.000	34.000	867.000	44.000	1.005	A	A
1	K40	610.000	29.000	639.000	34.000	0.955	A	A
1	PU238	0.720	0.040	0.700	0.010	1.029	A	
1	PU239	8.600	0.200	9.600	0.800	0.896	A	A

Matrix: WA Water Bq / L

1	AM241	1.220	0.050	1.190	0.045	1.025	A	A
1	CO60	72.000	1.000	73.700	2.900	0.977	A	A
1	CS137	65.000	1.000	67.000	3.500	0.970	A	A
1	GROSS ALPHA	1102.000	22.000	1070.000	100.000	1.030	A	A
1	GROSS BETA	859.000	17.000	950.000	90.000	0.904	A	A
1	PU238	0.760	0.020	0.786	0.011	0.967	A	A
1	PU239	0.590	0.020	0.591	0.021	0.998	A	A
1	U234	0.160	0.006	0.481	0.023	0.333	N	A
1	U238	0.160	0.006	0.368	0.012	0.435	N	A

Values for elemental uranium are reported in µg/filter, g, or mL. pCi/g or mL=Bq x 0.027**Evaluation:** A=Acceptable, W=Acceptable with Warning, N=Not Acceptable

If the evaluation system is not appropriate for the types of analyses performed in your lab, apply a site specific evaluation.

QAP 53 Results by Laboratory**Lab:** DC Datachem Laboratories, Salt Lake City

No. Test	Radionuclide	Reported Value	Reported Error	EML Value	EML Error	Reported EML	Evaluation	QAP 52 Evaluation
Matrix: SO Soil Bq/kg								
1	AC228	69.200	7.710	80.200	3.600	0.863	W	
1	BI212	75.200	14.500	80.500	6.600	0.934	A	A
1	BI214	90.700	9.370	83.300	4.200	1.089	A	A
1	CS137	965.000	105.000	1020.000	51.000	0.946	A	W
1	K40	695.000	75.000	713.000	38.000	0.975	A	A
1	PB212	72.300	7.940	79.300	4.300	0.912	A	W
1	PB214	122.000	19.300	86.300	4.300	1.414	W	A

Matrix: WA Water Bq/L

1	CO60	86.600	5.720	73.700	2.900	1.175	W	N
1	CS137	82.500	11.700	67.000	3.500	1.231	W	N
1	GROSS ALPHA	1130.000	17.200	1070.000	100.000	1.056	A	W
1	GROSS BETA	1150.000	15.700	950.000	90.000	1.211	A	W

Values for elemental uranium are reported in µg/filter, g, or mL. pCi/g or mL=Bq x 0.027

Evaluation: A=Acceptable, W=Acceptable with Warning, N=Not Acceptable

If the evaluation system is not appropriate for the types of analyses performed in your lab, apply a site specific evaluation.

QAP 53 Results by Laboratory**Lab:** DH Duke Engineering Services Hanford

No. Test	Radionuclide	Reported Value	Reported Error	EML Value	EML Error	Reported EML	Evaluation	QAP 52 Evaluation
Matrix: AI Air Filter Bq / filter								
1	CO57	14.520	0.310	14.550	0.460	0.998	A	A
1	CO60	8.840	0.070	8.430	0.480	1.049	A	A
1	CS137	8.030	0.080	7.410	0.360	1.084	A	A
1	GROSS ALPHA	2.430	0.060	2.350	0.150	1.034	A	A
1	GROSS BETA	1.470	0.040	1.520	0.150	0.967	A	A
1	MN54	45.250	0.320	43.200	1.300	1.047	A	A
Matrix: SO Soil Bq / kg								
1	AC228	71.800	4.100	80.200	3.600	0.895	A	A
1	BI212	44.500	4.700	80.500	6.600	0.553	W	A
1	BI214	77.200	1.200	83.300	4.200	0.927	A	A
1	CS137	955.000	12.000	1020.000	51.000	0.936	A	A
1	K40	670.000	27.000	713.000	38.000	0.940	A	A
1	PB212	65.000	9.000	79.300	4.300	0.820	W	A
1	PB214	76.100	4.400	86.300	4.300	0.882	W	A
Matrix: WA Water Bq / L								
1	CO60	78.800	3.500	73.700	2.900	1.069	A	A
1	CS137	70.600	5.400	67.000	3.500	1.054	A	A
1	GROSS ALPHA	964.000	32.000	1070.000	100.000	0.901	A	A
1	GROSS BETA	1060.000	22.000	950.000	90.000	1.116	A	

Values for elemental uranium are reported in µg/filter, g, or mL. pCi/g or mL=Bq x 0.027

Evaluation: A=Acceptable, W=Acceptable with Warning, N=Not Acceptable

If the evaluation system is not appropriate for the types of analyses performed in your lab, apply a site specific evaluation.

QAP 53 Results by Laboratory**Lab:** EC Envirocare of Utah

No. Test	Radionuclide	Reported Value	Reported Error	EML Value	EML Error	Reported EML	Evaluation	QAP 52 Evaluation
Matrix: AI Air Filter Bq / filter								
1	AM241	0.040	0.010	0.032	0.001	1.250	A	N
5	AM241	0.030	0.010	0.032	0.001	0.937	A	N
4	AM241	0.020	0.020	0.032	0.001	0.625	N	N
3	AM241	0.020	0.020	0.032	0.001	0.625	N	N
2	AM241	0.030	0.010	0.032	0.001	0.937	A	N
3	CO57	17.000	0.630	14.550	0.460	1.168	W	N
4	CO57	17.000	0.630	14.550	0.460	1.168	W	N
1	CO57	14.500	0.700	14.550	0.460	0.997	A	N
2	CO57	16.800	0.580	14.550	0.460	1.155	W	N
5	CO57	15.700	0.560	14.550	0.460	1.079	A	N
3	CO60	9.230	0.330	8.430	0.480	1.095	A	N
2	CO60	9.170	0.270	8.430	0.480	1.088	A	N
5	CO60	8.870	0.280	8.430	0.480	1.052	A	N
4	CO60	9.460	0.280	8.430	0.480	1.122	A	N
1	CO60	8.680	0.350	8.430	0.480	1.030	A	N
4	CS137	8.010	0.280	7.410	0.360	1.081	A	N
5	CS137	7.520	0.310	7.410	0.360	1.015	A	N
3	CS137	7.750	0.270	7.410	0.360	1.046	A	N
2	CS137	8.040	0.300	7.410	0.360	1.085	A	N
1	CS137	7.840	0.300	7.410	0.360	1.058	A	N
2	GROSS ALPHA	1.860	0.180	2.350	0.150	0.791	W	A
5	GROSS ALPHA	2.000	0.200	2.350	0.150	0.851	A	A
3	GROSS ALPHA	1.810	0.180	2.350	0.150	0.770	W	A
1	GROSS ALPHA	1.820	0.180	2.350	0.150	0.774	W	A
4	GROSS ALPHA	1.820	0.180	2.350	0.150	0.774	W	A
1	GROSS BETA	1.400	0.140	1.520	0.150	0.921	A	A
2	GROSS BETA	1.320	0.130	1.520	0.150	0.868	W	A
3	GROSS BETA	1.430	0.140	1.520	0.150	0.941	A	A
4	GROSS BETA	1.290	0.120	1.520	0.150	0.849	W	A
5	GROSS BETA	1.390	0.130	1.520	0.150	0.914	A	A
4	MN54	47.800	2.370	43.200	1.300	1.106	A	N
5	MN54	46.100	2.100	43.200	1.300	1.067	A	N
2	MN54	49.500	1.760	43.200	1.300	1.146	A	N
1	MN54	41.100	2.240	43.200	1.300	0.951	A	N
3	MN54	49.100	1.700	43.200	1.300	1.137	A	N

Matrix: SO Soil Bq / kg

5	AC228	88.800	2.490	80.200	3.600	1.107	A	A
2	AC228	84.700	1.220	80.200	3.600	1.056	A	A
3	AC228	85.900	2.640	80.200	3.600	1.071	A	A
4	AC228	88.300	2.630	80.200	3.600	1.101	A	A
1	AC228	86.300	2.460	80.200	3.600	1.076	A	A
5	AM241	11.900	1.310	8.270	0.700	1.439	A	W
4	AM241	11.200	1.340	8.270	0.700	1.354	A	W
3	AM241	12.100	1.380	8.270	0.700	1.463	A	W
2	AM241	11.300	0.650	8.270	0.700	1.366	A	W

Values for elemental uranium are reported in µg/filter, g, or mL. pCi/g or mL=Bq x 0.027**Evaluation:** A=Acceptable, W=Acceptable with Warning, N=Not Acceptable

If the evaluation system is not appropriate for the types of analyses performed in your lab, apply a site specific evaluation.

QAP 53 Results by Laboratory**Lab:** EC Envirocare of Utah

No. Test	Radionuclide	Reported Value	Reported Error	EML Value	EML Error	Reported EML	Evaluation	QAP 52 Evaluation
Matrix: SO Soil Bq/kg								
1	AM241	11.500	1.300	8.270	0.700	1.391	A	W
2	BI212	139.000	7.210	80.500	6.600	1.727	N	A
3	BI212	94.100	9.320	80.500	6.600	1.169	W	A
4	BI212	98.300	9.580	80.500	6.600	1.221	W	A
5	BI212	95.600	9.130	80.500	6.600	1.188	W	A
1	BI212	99.500	8.930	80.500	6.600	1.236	N	A
1	BI214	109.000	3.450	83.300	4.200	1.309	W	A
2	BI214	108.000	1.750	83.300	4.200	1.297	W	A
3	BI214	110.000	3.790	83.300	4.200	1.321	W	A
4	BI214	109.000	3.680	83.300	4.200	1.309	W	A
5	BI214	110.000	3.570	83.300	4.200	1.321	W	A
5	CS137	1160.000	37.200	1020.000	51.000	1.137	A	A
4	CS137	1160.000	37.300	1020.000	51.000	1.137	A	A
3	CS137	1150.000	37.200	1020.000	51.000	1.127	A	A
2	CS137	1170.000	18.700	1020.000	51.000	1.147	A	A
1	CS137	1150.000	36.900	1020.000	51.000	1.127	A	A
5	K40	831.000	39.700	713.000	38.000	1.165	A	A
4	K40	855.000	41.500	713.000	38.000	1.199	A	A
3	K40	838.000	40.700	713.000	38.000	1.175	A	A
2	K40	819.000	19.600	713.000	38.000	1.149	A	A
1	K40	819.000	39.200	713.000	38.000	1.149	A	A
3	PB212	105.000	6.030	79.300	4.300	1.324	W	W
5	PB212	107.000	5.530	79.300	4.300	1.349	W	W
4	PB212	102.000	5.870	79.300	4.300	1.286	W	W
2	PB212	150.000	4.820	79.300	4.300	1.892	N	W
1	PB212	101.000	5.770	79.300	4.300	1.274	W	W
1	PB214	123.000	3.850	86.300	4.300	1.425	W	A
5	PB214	124.000	3.910	86.300	4.300	1.437	W	A
4	PB214	122.000	3.900	86.300	4.300	1.414	W	A
3	PB214	121.000	3.870	86.300	4.300	1.402	W	A
2	PB214	122.000	1.920	86.300	4.300	1.414	W	A
5	TH234	196.000	9.390	148.000	10.000	1.324	A	A
4	TH234	170.000	9.910	148.000	10.000	1.149	A	A
3	TH234	173.000	10.100	148.000	10.000	1.169	A	A
2	TH234	194.000	5.220	148.000	10.000	1.311	A	A
1	TH234	198.000	8.100	148.000	10.000	1.338	A	A

Matrix: WA Water Bq/L

1	AM241	1.030	0.260	1.190	0.045	0.866	W	A
2	AM241	1.060	0.260	1.190	0.045	0.891	W	A
3	AM241	1.050	0.130	1.190	0.045	0.882	W	A
4	AM241	1.460	0.310	1.190	0.045	1.227	W	A
5	AM241	1.090	0.260	1.190	0.045	0.916	A	A
5	CO60	74.900	2.410	73.700	2.900	1.016	A	A
2	CO60	74.600	2.180	73.700	2.900	1.012	A	A
3	CO60	75.100	1.210	73.700	2.900	1.019	A	A

Values for elemental uranium are reported in µg/filter, g, or mL. pCi/g or mL=Bq x 0.027**Evaluation:** A=Acceptable, W=Acceptable with Warning, N=Not Acceptable

If the evaluation system is not appropriate for the types of analyses performed in your lab, apply a site specific evaluation.

QAP 53 Results by Laboratory**Lab:** EC Envirocare of Utah

No. Test	Radionuclide	Reported Value	Reported Error	EML Value	EML Error	Reported EML	Evaluation	QAP 52 Evaluation
Matrix: WA Water Bq/L								
4	CO60	75.300	2.420	73.700	2.900	1.022	A	A
1	CO60	74.600	2.180	73.700	2.900	1.012	A	A
1	CS137	64.100	2.310	67.000	3.500	0.957	A	W
2	CS137	64.800	2.330	67.000	3.500	0.967	A	W
3	CS137	64.400	1.320	67.000	3.500	0.961	A	W
4	CS137	64.800	2.660	67.000	3.500	0.967	A	W
5	CS137	64.600	2.650	67.000	3.500	0.964	A	W

Values for elemental uranium are reported in $\mu\text{g}/\text{filter}$, g, or mL. pCi/g or $\text{mL}=\text{Bq} \times 0.027$

Evaluation: A=Acceptable, W=Acceptable with Warning, N=Not Acceptable

If the evaluation system is not appropriate for the types of analyses performed in your lab, apply a site specific evaluation.

QAP 53 Results by Laboratory**Lab:** EG LMITCO/INEL, Scoville

No. Test	Radionuclide	Reported Value	Reported Error	EML Value	EML Error	Reported EML	Evaluation	QAP 52 Evaluation
Matrix: AI Air Filter Bq / filter								
1	AM241	0.020	0.003	0.032	0.001	0.625	N	A
1	CO57	17.000	1.000	14.550	0.460	1.168	W	A
1	CO60	10.000	1.000	8.430	0.480	1.186	W	W
1	CS137	9.000	1.000	7.410	0.360	1.215	W	W
1	MN54	53.000	4.000	43.200	1.300	1.227	W	A
1	PU238	0.040	0.003	0.045	0.001	0.889	A	A
1	PU239	0.060	0.005	0.074	0.007	0.811	W	A
1	SR90	1.580	0.100	1.640	0.110	0.963	A	A
1	U234	0.030	0.006	0.041	0.003	0.732	N	A
1	U238	0.030	0.007	0.041	0.002	0.732	N	A
Matrix: SO Soil Bq / kg								
1	CS137	980.000	80.000	1020.000	51.000	0.961	A	A
1	K40	695.000	60.000	713.000	38.000	0.975	A	A
1	PU238	18.700	1.300	19.100	0.200	0.979	A	A
1	PU239	16.600	1.400	16.800	0.300	0.988	A	W
1	SR90	53.000	2.700	50.400	2.000	1.052	A	W
1	U234	148.000	10.000	157.000	10.000	0.943	A	
1	U238	149.000	11.000	163.000	10.000	0.914	A	
Matrix: VE Vegetation Bq / kg								
1	AM241	5.150	0.520	5.600	0.670	0.920	A	A
1	CM244	2.750	0.350	3.600	0.270	0.764	W	A
1	CO60	37.000	4.000	32.800	1.300	1.128	A	A
1	CS137	990.000	70.000	867.000	44.000	1.142	A	A
1	K40	700.000	100.000	639.000	34.000	1.095	A	W
1	PU239	8.200	0.900	9.600	0.800	0.854	A	A
1	SR90	1250.000	50.000	1150.000	94.000	1.087	A	A
Matrix: WA Water Bq / L								
1	AM241	1.090	0.910	1.190	0.045	0.916	A	W
1	CO60	73.000	5.000	73.700	2.900	0.991	A	A
1	CS137	65.000	5.000	67.000	3.500	0.970	A	A
1	GROSS ALPHA	1084.000	76.000	1070.000	100.000	1.013	A	
1	GROSS BETA	1250.000	63.000	950.000	90.000	1.316	A	
1	PU238	0.730	0.050	0.786	0.011	0.929	A	W
1	PU239	0.570	0.050	0.591	0.021	0.964	A	A
1	SR90	4.800	0.600	4.530	0.120	1.060	A	W
1	U234	0.400	0.030	0.481	0.023	0.832	W	A
1	U238	0.310	0.030	0.368	0.012	0.842	W	W

Values for elemental uranium are reported in µg/filter, g, or mL. pCi/g or mL=Bq x 0.027
Evaluation: A=Acceptable, W=Acceptable with Warning, N=Not Acceptable

If the evaluation system is not appropriate for the types of analyses performed in your lab, apply a site specific evaluation.

QAP 53 Results by Laboratory**Lab:** EM 3M, Empore Disks, St. Paul, MN

No. Test	Radionuclide	Reported Value	Reported Error	EML Value	EML Error	Reported EML	Evaluation	QAP 52 Evaluation
Matrix: WA Water Bq/L								
1	CS137	70.940		67.000	3.500	1.059	A	A
1	SR90	5.770		4.530	0.120	1.274	W	W

Values for elemental uranium are reported in µg/filter, g, or mL. pCi/g or mL=Bq x 0.027

Evaluation: A=Acceptable, W=Acceptable with Warning, N=Not Acceptable

If the evaluation system is not appropriate for the types of analyses performed in your lab, apply a site specific evaluation.

QAP 53 Results by Laboratory**Lab:** EP US EPA, Las Vegas

No. Test	Radionuclide	Reported Value	Reported Error	EML Value	EML Error	Reported EML	Evaluation	QAP 52 Evaluation
Matrix: AI Air Filter Bq / filter								
1	CO57	15.440	0.950	14.550	0.460	1.061	A	A
1	CO60	9.390	0.610	8.430	0.480	1.114	A	W
1	CS137	8.330	0.620	7.410	0.360	1.124	A	A
1	MN54	47.770	3.190	43.200	1.300	1.106	A	A
1	PU238	0.040	0.004	0.045	0.001	0.889	A	A
1	PU239	0.080	0.007	0.074	0.007	1.081	A	A
Matrix: SO Soil Bq / kg								
1	PU238	19.600	1.600	19.100	0.200	1.026	A	
1	PU239	19.200	1.600	16.800	0.300	1.143	A	
Matrix: WA Water Bq / L								
1	CO60	73.970	4.540	73.700	2.900	1.004	A	A
1	CS137	66.870	4.700	67.000	3.500	0.998	A	A
1	H3	115.800	3.450	91.300	0.300	1.268	A	A
1	PU238	0.750	0.060	0.786	0.011	0.954	A	A
1	PU239	0.700	0.060	0.591	0.021	1.184	W	A

Values for elemental uranium are reported in µg/filter, g, or mL. pCi/g or mL=Bq x 0.027

Evaluation: A=Acceptable, W=Acceptable with Warning, N=Not Acceptable

If the evaluation system is not appropriate for the types of analyses performed in your lab, apply a site specific evaluation.

QAP 53 Results by Laboratory**Lab:** FE Fernald WPRAP Field Office, Ohio

No. Test	Radionuclide	Reported Value	Reported Error	EML Value	EML Error	Reported EML	Evaluation	QAP 52 Evaluation
Matrix: AI Air Filter Bq / filter								
1	U234	0.060	0.009	0.041	0.003	1.463	W	
1	U238	0.060	0.009	0.041	0.002	1.463	W	
Matrix: SO Soil Bq / kg								
1	AC228	90.210	3.250	80.200	3.600	1.125	A	
1	AM241	11.420	0.360	8.270	0.700	1.381	A	
1	BI212	97.010	13.030	80.500	6.600	1.205	W	
1	BI214	88.280	6.410	83.300	4.200	1.060	A	
1	CS137	1141.820	6.720	1020.000	51.000	1.119	A	
1	K40	797.720	25.450	713.000	38.000	1.119	A	
1	PB212	87.760	2.180	79.300	4.300	1.107	A	
1	PB214	88.500	3.640	86.300	4.300	1.025	A	
1	TH234	184.700	3.880	148.000	10.000	1.248	A	
Matrix: WA Water Bq / L								
1	CO60	70.810	1.580	73.700	2.900	0.961	A	
1	CS137	68.580	1.090	67.000	3.500	1.024	A	
1	U UG	0.030	0.002	0.030	0.001	0.987	A	
1	U234	0.530	0.040	0.481	0.023	1.102	A	
1	U238	0.420	0.040	0.368	0.012	1.141	A	

Values for elemental uranium are reported in µg/filter, g, or mL. pCi/g or mL=Bq x 0.027

Evaluation: A=Acceptable, W=Acceptable with Warning, N=Not Acceptable

If the evaluation system is not appropriate for the types of analyses performed in your lab, apply a site specific evaluation.

QAP 53 Results by Laboratory**Lab:** FG FGL Environmental, Santa Paula, CA

No. Test	Radionuclide	Reported Value	Reported Error	EML Value	EML Error	Reported EML	Evaluation	QAP 52 Evaluation
Matrix: AI Air Filter Bq / filter								
1	CO57	15.070	1.000	14.550	0.460	1.036	A	A
1	CO60	8.290	1.800	8.430	0.480	0.983	A	W
1	CS137	7.510	2.400	7.410	0.360	1.013	A	A
1	GROSS ALPHA	3.200	0.100	2.350	0.150	1.362	W	A
1	GROSS BETA	1.450	0.100	1.520	0.150	0.954	A	A
1	MN54	44.230	2.200	43.200	1.300	1.024	A	A
Matrix: SO Soil Bq / kg								
1	AC228	80.600	11.400	80.200	3.600	1.005	A	A
1	BI212	97.000	21.700	80.500	6.600	1.205	W	A
1	CS137	1023.300	52.000	1020.000	51.000	1.003	A	A
1	K40	646.200	73.000	713.000	38.000	0.906	A	A
1	PB212	78.500	7.100	79.300	4.300	0.990	A	A
1	PB214	92.800	8.100	86.300	4.300	1.075	A	A
Matrix: WA Water Bq / L								
1	CO60	79.880	7.500	73.700	2.900	1.084	A	A
1	CS137	62.200	5.000	67.000	3.500	0.928	A	A
1	GROSS ALPHA	836.000	42.000	1070.000	100.000	0.781	W	A
1	GROSS BETA	1210.000	61.000	950.000	90.000	1.274	A	A
1	H3	129.200	8.200	91.300	0.300	1.415	W	A

Values for elemental uranium are reported in µg/filter, g, or mL. pCi/g or mL=Bq x 0.027
Evaluation: A=Acceptable, W=Acceptable with Warning, N=Not Acceptable

If the evaluation system is not appropriate for the types of analyses performed in your lab, apply a site specific evaluation.

QAP 53 Results by Laboratory**Lab:** FJ The University of the South Pacific, Fiji Islands

No. Test	Radionuclide	Reported Value	Reported Error	EML Value	EML Error	Reported EML	Evaluation	QAP 52 Evaluation
Matrix: AI Air Filter Bq / filter								
1	CO57	15.400	0.700	14.550	0.460	1.058	A	
1	CO60	9.300	0.600	8.430	0.480	1.103	A	
1	CS137	8.300	0.400	7.410	0.360	1.120	A	
1	MN54	40.200	0.900	43.200	1.300	0.931	A	
Matrix: SO Soil Bq / kg								
1	CS137	6244.000	88.000	1020.000	51.000	6.122	N	
1	K40	715.000	31.000	713.000	38.000	1.003	A	
Matrix: VE Vegetation Bq / kg								
1	CO60	34.000	1.500	32.800	1.300	1.037	A	
1	CS137	907.000	14.000	867.000	44.000	1.046	A	
1	K40	618.000	21.000	639.000	34.000	0.967	A	

Values for elemental uranium are reported in $\mu\text{g}/\text{filter}$, g, or mL. pCi/g or $\text{mL}=\text{Bq} \times 0.027$

Evaluation: A=Acceptable, W=Acceptable with Warning, N=Not Acceptable

If the evaluation system is not appropriate for the types of analyses performed in your lab, apply a site specific evaluation.

QAP 53 Results by Laboratory**Lab:** FL Florida Dept of Health & Rehab. Serv., Orlando

No. Test	Radionuclide	Reported Value	Reported Error	EML Value	EML Error	Reported EML	Evaluation	QAP 52 Evaluation
Matrix: AI Air Filter Bq / filter								
1	AM241	0.040	0.020	0.032	0.001	1.250	A	A
1	CO57	16.490	0.040	14.550	0.460	1.133	A	W
1	CO60	8.900	0.100	8.430	0.480	1.056	A	A
1	CS137	8.130	0.060	7.410	0.360	1.097	A	A
1	GROSS ALPHA	2.260	0.050	2.350	0.150	0.962	A	W
1	GROSS BETA	1.800	0.040	1.520	0.150	1.184	A	A
1	MN54	46.900	0.300	43.200	1.300	1.086	A	A
Matrix: SO Soil Bq / kg								
1	AC228	71.420	1.740	80.200	3.600	0.891	A	A
1	AM241	7.290	1.220	8.270	0.700	0.881	A	N
1	BI212	89.540	6.160	80.500	6.600	1.112	W	A
1	BI214	89.180	1.620	83.300	4.200	1.071	A	A
1	CS137	999.980	2.180	1020.000	51.000	0.980	A	A
1	K40	663.800	3.400	713.000	38.000	0.931	A	A
1	PB212	77.740	2.350	79.300	4.300	0.980	A	A
1	PB214	58.170	12.990	86.300	4.300	0.674	N	A
1	TH234	108.650	5.370	148.000	10.000	0.734	W	A
1	U238	108.650	5.370	163.000	10.000	0.667	W	
Matrix: VE Vegetation Bq / kg								
1	AM241	5.980	0.430	5.600	0.670	1.068	A	A
1	CO60	31.420	0.280	32.800	1.300	0.958	A	A
1	CS137	871.480	2.490	867.000	44.000	1.005	A	A
1	K40	626.520	8.550	639.000	34.000	0.980	A	A
Matrix: WA Water Bq / L								
1	AM241	1.190	0.230	1.190	0.045	1.000	A	A
1	CO60	72.690	0.180	73.700	2.900	0.986	A	A
1	CS137	67.980	0.460	67.000	3.500	1.015	A	A
1	GROSS ALPHA	1202.950	16.750	1070.000	100.000	1.124	W	A
1	GROSS BETA	1051.180	10.110	950.000	90.000	1.107	A	W
1	H3	121.120	3.380	91.300	0.300	1.327	W	A

Values for elemental uranium are reported in µg/filter, g, or mL. pCi/g or mL=Bq x 0.027

Evaluation: A=Acceptable, W=Acceptable with Warning, N=Not Acceptable

If the evaluation system is not appropriate for the types of analyses performed in your lab, apply a site specific evaluation.

QAP 53 Results by Laboratory**Lab:** FM Florida Mobile Emergency Radiological Laboratory, Orlando

No. Test	Radionuclide	Reported Value	Reported Error	EML Value	EML Error	Reported EML	Evaluation	QAP 52 Evaluation
Matrix: AI Air Filter Bq / filter								
1	AM241	0.080	0.060	0.032	0.001	2.500	N	N
1	CO57	15.400	0.200	14.550	0.460	1.058	A	A
1	CO60	8.900	0.100	8.430	0.480	1.056	A	A
1	CS137	8.700	0.200	7.410	0.360	1.174	W	W
1	MN54	50.000	1.000	43.200	1.300	1.157	A	A
Matrix: WA Water Bq / L								
1	AM241	1.400	0.300	1.190	0.045	1.176	A	A
1	CO60	74.000	1.000	73.700	2.900	1.004	A	A
1	CS137	69.000	2.000	67.000	3.500	1.030	A	A

Values for elemental uranium are reported in $\mu\text{g}/\text{filter}$, g, or mL. pCi/g or $\text{mL}=\text{Bq} \times 0.027$

Evaluation: A=Acceptable, W=Acceptable with Warning, N=Not Acceptable

If the evaluation system is not appropriate for the types of analyses performed in your lab, apply a site specific evaluation.

QAP 53 Results by Laboratory**Lab:** FR CEA/DAM - SPR/B3

No. Test	Radionuclide	Reported Value	Reported Error	EML Value	EML Error	Reported EML	Evaluation	QAP 52 Evaluation
Matrix: SO Soil Bq/kg								
1	AC228	79.000	14.000	80.200	3.600	0.985	A	
1	AM241	9.200	2.300	8.270	0.700	1.112	A	
1	BI212	75.000	19.000	80.500	6.600	0.932	A	
1	BI214	84.000	17.000	83.300	4.200	1.008	A	
1	CS137	1050.000	160.000	1020.000	51.000	1.029	A	
1	K40	760.000	130.000	713.000	38.000	1.066	A	
1	PB212	88.000	16.000	79.300	4.300	1.110	A	
1	PB214	102.000	18.000	86.300	4.300	1.182	A	
1	TH234	145.000	65.000	148.000	10.000	0.980	A	

Values for elemental uranium are reported in $\mu\text{g}/\text{filter}$, g, or mL. pCi/g or $\text{mL}=\text{Bq} \times 0.027$

Evaluation: A=Acceptable, W=Acceptable with Warning, N=Not Acceptable

If the evaluation system is not appropriate for the types of analyses performed in your lab, apply a site specific evaluation.

QAP 53 Results by Laboratory**Lab:** FS Florida State University, Tallahassee

No. Test	Radionuclide	Reported Value	Reported Error	EML Value	EML Error	Reported EML	Evaluation	QAP 52 Evaluation
Matrix: SO Soil Bq/kg								
1	AC228	77.300	1.000	80.200	3.600	0.964	A	A
1	AM241	6.800	0.200	8.270	0.700	0.822	W	
1	BI214	85.300	2.000	83.300	4.200	1.024	A	A
1	CS137	1016.000	20.000	1020.000	51.000	0.996	A	A
1	K40	699.000	16.000	713.000	38.000	0.980	A	A
1	PB214	84.300	1.700	86.300	4.300	0.977	A	A
1	PU238	17.300	0.600	19.100	0.200	0.906	A	
1	PU239	15.300	0.500	16.800	0.300	0.911	A	
1	TH234	133.000	14.000	148.000	10.000	0.899	A	A

Values for elemental uranium are reported in $\mu\text{g}/\text{filter}$, g, or mL. pCi/g or mL=Bq x 0.027

Evaluation: A=Acceptable, W=Acceptable with Warning, N=Not Acceptable

If the evaluation system is not appropriate for the types of analyses performed in your lab, apply a site specific evaluation.

QAP 53 Results by Laboratory**Lab:** GA Lockheed Martin, Pikton, OH

No. Test	Radionuclide	Reported Value	Reported Error	EML Value	EML Error	Reported EML	Evaluation	QAP 52 Evaluation
Matrix: AI Air Filter Bq / filter								
1	AM241	0.040	0.010	0.032	0.001	1.250	A	A
1	CO57	15.200	0.500	14.550	0.460	1.045	A	A
1	CO60	8.600	0.400	8.430	0.480	1.020	A	W
1	CS137	8.200	0.500	7.410	0.360	1.107	A	A
1	MN54	46.500	1.800	43.200	1.300	1.076	A	A
1	PU238	0.030	0.010	0.045	0.001	0.667	W	A
1	PU239	0.080	0.010	0.074	0.007	1.081	A	W
1	SR90	1.630	0.100	1.640	0.110	0.994	A	W
1	U UG	3.300	1.600	3.330	0.140	0.991	A	A
1	U234	0.040	0.010	0.041	0.003	0.976	A	A
1	U238	0.040	0.010	0.041	0.002	0.976	A	A

Matrix: SO Soil Bq / kg

1	AC228	89.000	7.000	80.200	3.600	1.110	A	A
1	AM241	11.000	2.400	8.270	0.700	1.330	A	A
1	BI212	63.000	10.000	80.500	6.600	0.783	A	A
1	BI214	86.100	5.000	83.300	4.200	1.034	A	A
1	CS137	1057.000	21.000	1020.000	51.000	1.036	A	A
1	K40	733.000	38.000	713.000	38.000	1.028	A	A
1	PB212	83.000	15.000	79.300	4.300	1.047	A	A
1	PB214	89.300	25.000	86.300	4.300	1.035	A	A
1	PU239	17.000	4.800	16.800	0.300	1.012	A	A
1	U UG	12.600	0.100	13.200	0.500	0.955	A	W
1	U234	133.000	20.000	157.000	10.000	0.847	W	A
1	U238	133.000	19.000	163.000	10.000	0.816	W	A

Matrix: VE Vegetation Bq / kg

1	AM241	7.600	1.300	5.600	0.670	1.357	A	A
1	CM244	3.900	0.770	3.600	0.270	1.083	A	A
1	CO60	39.600	2.400	32.800	1.300	1.207	A	A
1	CS137	926.000	33.000	867.000	44.000	1.068	A	A
1	K40	665.000	48.000	639.000	34.000	1.041	A	W
1	PU239	14.000	4.100	9.600	0.800	1.458	W	

Matrix: WA Water Bq / L

1	AM241	1.400	0.160	1.190	0.045	1.176	A	A
1	CO60	66.200	3.500	73.700	2.900	0.898	W	A
1	CS137	66.000	3.400	67.000	3.500	0.985	A	A
1	PU238	0.670	0.120	0.786	0.011	0.852	W	N
1	PU239	0.670	0.130	0.591	0.021	1.134	W	W
1	SR90	4.330	0.270	4.530	0.120	0.956	A	A
1	U UG	0.020	0.005	0.030	0.001	0.658	N	A
1	U234	0.440	0.060	0.481	0.023	0.915	A	A

Values for elemental uranium are reported in µg/filter, g, or mL. pCi/g or mL=Bq x 0.027**Evaluation:** A=Acceptable, W=Acceptable with Warning, N=Not Acceptable

If the evaluation system is not appropriate for the types of analyses performed in your lab, apply a site specific evaluation.

QAP 53 Results by Laboratory**Lab:** GA Lockheed Martin, Pikton, OH

No. Test	Radionuclide	Reported Value	Reported Error	EML Value	EML Error	Reported EML	Evaluation	QAP 52 Evaluation
Matrix: WA Water Bq/L								
1	U238	0.360	0.050	0.368	0.012	0.978	A	A

Values for elemental uranium are reported in $\mu\text{g}/\text{filter}$, g, or mL. pCi/g or $\text{mL}=\text{Bq} \times 0.027$

Evaluation: A=Acceptable, W=Acceptable with Warning, N=Not Acceptable

If the evaluation system is not appropriate for the types of analyses performed in your lab, apply a site specific evaluation.

QAP 53 Results by Laboratory**Lab:** GC Georgia Power Company Environmental Lab

No. Test	Radionuclide	Reported Value	Reported Error	EML Value	EML Error	Reported EML	Evaluation	QAP 52 Evaluation
Matrix: AI Air Filter Bq / filter								
1	CO57	14.700	0.620	14.550	0.460	1.010	A	A
2	CO57	15.100	0.640	14.550	0.460	1.038	A	A
3	CO57	14.600	0.600	14.550	0.460	1.003	A	A
1	CO60	8.530	0.500	8.430	0.480	1.012	A	A
2	CO60	9.050	0.530	8.430	0.480	1.074	A	A
3	CO60	8.640	0.470	8.430	0.480	1.025	A	A
2	CS137	7.970	0.590	7.410	0.360	1.076	A	A
3	CS137	7.990	0.530	7.410	0.360	1.078	A	A
1	CS137	8.000	0.580	7.410	0.360	1.080	A	A
3	MN54	46.000	2.080	43.200	1.300	1.065	A	A
2	MN54	46.500	2.160	43.200	1.300	1.076	A	A
1	MN54	44.200	2.060	43.200	1.300	1.023	A	A

Matrix: SO Soil Bq / kg

3	AC228	82.700	8.880	80.200	3.600	1.031	A	A
2	AC228	73.300	10.600	80.200	3.600	0.914	A	A
1	AC228	78.400	15.200	80.200	3.600	0.978	A	A
3	BI212	50.800	10.400	80.500	6.600	0.631	A	A
2	BI212	63.400	26.500	80.500	6.600	0.788	A	A
1	BI212	51.070	20.900	80.500	6.600	0.634	A	A
3	BI214	74.900	6.750	83.300	4.200	0.899	A	A
1	BI214	82.800	13.500	83.300	4.200	0.994	A	A
2	BI214	85.900	10.700	83.300	4.200	1.031	A	A
1	CS137	983.700	124.600	1020.000	51.000	0.964	A	A
2	CS137	983.600	43.700	1020.000	51.000	0.964	A	A
3	CS137	1050.000	43.700	1020.000	51.000	1.029	A	A
3	K40	755.100	48.100	713.000	38.000	1.059	A	A
2	K40	692.900	61.300	713.000	38.000	0.972	A	A
1	K40	753.900	110.700	713.000	38.000	1.057	A	A
3	PB212	83.100	5.020	79.300	4.300	1.048	A	A
2	PB212	74.500	6.130	79.300	4.300	0.939	A	A
1	PB212	69.000	10.200	79.300	4.300	0.870	W	A
2	PB214	89.900	12.100	86.300	4.300	1.042	A	A
3	PB214	91.600	7.840	86.300	4.300	1.061	A	A
1	PB214	92.000	14.100	86.300	4.300	1.066	A	A
1	TH234	375.100	159.000	148.000	10.000	2.534	N	W
3	TH234	324.500	85.400	148.000	10.000	2.193	W	W

Matrix: VE Vegetation Bq / kg

2	CO60	31.400	5.820	32.800	1.300	0.957	A	A
1	CO60	36.400	4.150	32.800	1.300	1.110	A	A
3	CO60	33.080	4.190	32.800	1.300	1.009	A	A
2	CS137	819.500	104.800	867.000	44.000	0.945	A	A
1	CS137	842.600	36.440	867.000	44.000	0.972	A	A
3	CS137	821.200	39.140	867.000	44.000	0.947	A	A

Values for elemental uranium are reported in µg/filter, g, or mL. pCi/g or mL=Bq x 0.027**Evaluation:** A=Acceptable, W=Acceptable with Warning, N=Not Acceptable

If the evaluation system is not appropriate for the types of analyses performed in your lab, apply a site specific evaluation.

QAP 53 Results by Laboratory**Lab:** GC Georgia Power Company Environmental Lab

No. Test	Radionuclide	Reported Value	Reported Error	EML Value	EML Error	Reported EML	Evaluation	QAP 52 Evaluation
Matrix: VE Vegetation Bq/kg								
3	K40	633.200	74.400	639.000	34.000	0.991	A	A
2	K40	723.400	119.000	639.000	34.000	1.132	A	A
1	K40	691.700	55.600	639.000	34.000	1.082	A	A
Matrix: WA Water Bq/L								
1	CO60	70.500	8.800	73.700	2.900	0.957	A	A
2	CO60	70.000	3.400	73.700	2.900	0.950	A	A
3	CO60	70.100	2.940	73.700	2.900	0.951	A	A
3	CS137	65.900	2.820	67.000	3.500	0.984	A	A
1	CS137	63.600	8.030	67.000	3.500	0.949	A	A
2	CS137	64.200	3.260	67.000	3.500	0.958	A	A
1	H3	107.300		91.300	0.300	1.175	A	W
1	SR90	4.280		4.530	0.120	0.945	A	A

Values for elemental uranium are reported in $\mu\text{g}/\text{filter}$, g, or mL. pCi/g or $\text{mL}=\text{Bq} \times 0.027$

Evaluation: A=Acceptable, W=Acceptable with Warning, N=Not Acceptable

If the evaluation system is not appropriate for the types of analyses performed in your lab, apply a site specific evaluation.

QAP 53 Results by Laboratory**Lab:** GD GTS Duratek, Oak Ridge, TN

No. Test	Radionuclide	Reported Value	Reported Error	EML Value	EML Error	Reported EML	Evaluation	QAP 52 Evaluation
Matrix: AI Air Filter Bq / filter								
1	CO57	13.000	1.000	14.550	0.460	0.893	A	
3	CO57	13.000	1.000	14.550	0.460	0.893	A	
2	CO57	13.000	1.000	14.550	0.460	0.893	A	
1	CO60	8.000	1.000	8.430	0.480	0.949	A	
3	CO60	8.000	1.000	8.430	0.480	0.949	A	
2	CO60	8.000	1.000	8.430	0.480	0.949	A	
3	CS137	8.000	1.000	7.410	0.360	1.080	A	
2	CS137	8.000	1.000	7.410	0.360	1.080	A	
1	CS137	8.000	1.000	7.410	0.360	1.080	A	
3	MN54	38.000	1.000	43.200	1.300	0.880	W	
2	MN54	40.000	2.000	43.200	1.300	0.926	A	
1	MN54	39.000	10.000	43.200	1.300	0.903	A	

Matrix: SO Soil Bq / kg

2	CS137	824.000	54.000	1020.000	51.000	0.808	W	W
3	CS137	857.000	200.000	1020.000	51.000	0.840	W	W
1	CS137	835.000	52.000	1020.000	51.000	0.819	W	W
3	K40	688.000	128.000	713.000	38.000	0.965	A	A
2	K40	686.000	127.000	713.000	38.000	0.962	A	A
1	K40	682.000	189.000	713.000	38.000	0.957	A	A

Matrix: VE Vegetation Bq / kg

3	CO60	60.000	21.000	32.800	1.300	1.829	N	
2	CO60	57.000	26.000	32.800	1.300	1.738	N	
1	CO60	62.000	19.000	32.800	1.300	1.890	N	
2	CS137	719.000	63.000	867.000	44.000	0.829	W	
3	CS137	711.000	73.000	867.000	44.000	0.820	W	
1	CS137	717.000	49.000	867.000	44.000	0.827	W	
1	K40	695.000	191.000	639.000	34.000	1.088	A	
2	K40	661.000	270.000	639.000	34.000	1.034	A	
3	K40	675.000	236.000	639.000	34.000	1.056	A	

Matrix: WA Water Bq / L

3	CO60	72.000	5.000	73.700	2.900	0.977	A	A
2	CO60	70.000	6.000	73.700	2.900	0.950	A	A
1	CO60	71.000	5.000	73.700	2.900	0.963	A	A
3	CS137	68.000	3.000	67.000	3.500	1.015	A	A
1	CS137	68.000	4.000	67.000	3.500	1.015	A	A
2	CS137	66.000	5.000	67.000	3.500	0.985	A	A

Values for elemental uranium are reported in µg/filter, g, or mL. pCi/g or mL=Bq x 0.027**Evaluation:** A=Acceptable, W=Acceptable with Warning, N=Not Acceptable

If the evaluation system is not appropriate for the types of analyses performed in your lab, apply a site specific evaluation.

QAP 53 Results by Laboratory**Lab:** GE General Engineering Labs, Charleston, SC

No. Test	Radionuclide	Reported Value	Reported Error	EML Value	EML Error	Reported EML	Evaluation	QAP 52 Evaluation
Matrix: AI Air Filter Bq / filter								
1	AM241	0.030	0.009	0.032	0.001	0.937	A	A
1	CO57	14.500	1.300	14.550	0.460	0.997	A	A
1	CO60	8.920	0.890	8.430	0.480	1.058	A	A
1	CS137	7.980	0.910	7.410	0.360	1.077	A	A
1	GROSS ALPHA	2.750	0.030	2.350	0.150	1.170	A	A
1	GROSS BETA	1.550	0.020	1.520	0.150	1.020	A	A
1	MN54	45.100	5.220	43.200	1.300	1.044	A	A
1	PU238	0.040	0.010	0.045	0.001	0.889	A	A
1	PU239	0.070	0.010	0.074	0.007	0.946	A	W
1	SR90	1.400	0.080	1.640	0.110	0.854	A	W
1	U UG	3.020	0.040	3.330	0.140	0.907	A	W
1	U234	0.040	0.009	0.041	0.003	0.976	A	W
1	U238	0.030	0.008	0.041	0.002	0.732	N	A

Matrix: SO Soil Bq / kg

1	AC228	80.300	13.700	80.200	3.600	1.001	A	A
1	AM241	9.550	4.330	8.270	0.700	1.155	A	A
1	BI212	52.900	13.800	80.500	6.600	0.657	A	A
1	BI214	74.200	11.400	83.300	4.200	0.891	A	A
1	CS137	1120.000	153.000	1020.000	51.000	1.098	A	A
1	K40	858.000	86.200	713.000	38.000	1.203	A	A
1	PB212	88.100	10.200	79.300	4.300	1.111	A	A
1	PB214	87.900	11.500	86.300	4.300	1.019	A	A
1	PU239	17.400	2.070	16.800	0.300	1.036	A	W
1	SR90	41.100	1.910	50.400	2.000	0.815	A	W
1	TH234	113.000	41.500	148.000	10.000	0.764	W	A
1	U UG	8.930	0.330	13.200	0.500	0.677	A	A
1	U234	132.000	13.600	157.000	10.000	0.841	W	A
1	U238	134.000	13.700	163.000	10.000	0.822	W	A

Matrix: VE Vegetation Bq / kg

1	AM241	6.690	1.110	5.600	0.670	1.195	A	A
1	CM244	4.110	0.830	3.600	0.270	1.142	A	W
1	CO60	34.300	4.350	32.800	1.300	1.046	A	W
1	CS137	912.000	125.000	867.000	44.000	1.052	A	W
1	K40	757.000	78.600	639.000	34.000	1.185	A	W
1	PU239	9.210	1.520	9.600	0.800	0.959	A	A
1	SR90	1330.000	10.900	1150.000	94.000	1.157	W	N

Matrix: WA Water Bq / L

1	AM241	1.330	0.130	1.190	0.045	1.118	A	W
1	CO60	76.200	5.380	73.700	2.900	1.034	A	A
1	CS137	68.100	5.000	67.000	3.500	1.016	A	A

Values for elemental uranium are reported in µg/filter, g, or mL. pCi/g or mL=Bq x 0.027**Evaluation:** A=Acceptable, W=Acceptable with Warning, N=Not Acceptable

If the evaluation system is not appropriate for the types of analyses performed in your lab, apply a site specific evaluation.

QAP 53 Results by Laboratory**Lab:** GE General Engineering Labs, Charleston, SC

No. Test	Radionuclide	Reported Value	Reported Error	EML Value	EML Error	Reported EML	Evaluation	QAP 52 Evaluation
Matrix: WA Water Bq/L								
1	GROSS ALPHA	964.000	33.900	1070.000	100.000	0.901	A	A
1	GROSS BETA	1020.000	25.200	950.000	90.000	1.074	A	W
1	H3	105.000	9.210	91.300	0.300	1.150	A	A
1	PU238	0.760	0.090	0.786	0.011	0.967	A	N
1	PU239	0.590	0.070	0.591	0.021	0.998	A	W
1	SR90	3.600	0.190	4.530	0.120	0.795	W	A
1	U UG	0.020	0.001	0.030	0.001	0.658	N	A
1	U234	0.390	0.040	0.481	0.023	0.811	W	A
1	U238	0.320	0.040	0.368	0.012	0.870	W	A

Values for elemental uranium are reported in $\mu\text{g}/\text{filter}$, g, or mL. pCi/g or mL=Bq x 0.027

Evaluation: A=Acceptable, W=Acceptable with Warning, N=Not Acceptable

If the evaluation system is not appropriate for the types of analyses performed in your lab, apply a site specific evaluation.

QAP 53 Results by Laboratory**Lab:** GS USGS/NWQL, Arvada, CO

No. Test	Radionuclide	Reported Value	Reported Error	EML Value	EML Error	Reported EML	Evaluation	QAP 52 Evaluation
Matrix: WA Water Bq/L								
1	GROSS ALPHA	1420.000	70.000	1070.000	100.000	1.327	N	A
4	GROSS ALPHA	1320.000	60.000	1070.000	100.000	1.234	W	A
2	GROSS ALPHA	1480.000	70.000	1070.000	100.000	1.383	N	A
3	GROSS ALPHA	1340.000	70.000	1070.000	100.000	1.252	W	A
4	GROSS BETA	1130.000	40.000	950.000	90.000	1.189	A	W
3	GROSS BETA	1100.000	40.000	950.000	90.000	1.158	A	W
2	GROSS BETA	1140.000	40.000	950.000	90.000	1.200	A	W
1	GROSS BETA	1130.000	40.000	950.000	90.000	1.189	A	W

Values for elemental uranium are reported in µg/filter, g, or mL. pCi/g or mL=Bq x 0.027

Evaluation: A=Acceptable, W=Acceptable with Warning, N=Not Acceptable

If the evaluation system is not appropriate for the types of analyses performed in your lab, apply a site specific evaluation.

QAP 53 Results by Laboratory**Lab:** GT Georgia Institute of Technology

No. Test	Radionuclide	Reported Value	Reported Error	EML Value	EML Error	Reported EML	Evaluation	QAP 52 Evaluation
Matrix: AI Air Filter Bq / filter								
1	AM241	0.040	0.010	0.032	0.001	1.250	A	A
1	CO60	8.700	1.000	8.430	0.480	1.032	A	A
1	CS137	7.900	1.400	7.410	0.360	1.066	A	W
1	GROSS ALPHA	2.400	0.560	2.350	0.150	1.021	A	A
1	GROSS BETA	1.600	0.560	1.520	0.150	1.053	A	A
1	MN54	51.000	11.000	43.200	1.300	1.181	A	
1	PU238	0.050	0.010	0.045	0.001	1.111	A	A
1	PU239	0.080	0.020	0.074	0.007	1.081	A	W
1	SR90	1.500	0.370	1.640	0.110	0.915	A	A
1	U238	0.040	0.010	0.041	0.002	0.976	A	A
Matrix: SO Soil Bq / kg								
1	AM241	9.300	1.900	8.270	0.700	1.125	A	
1	CS137	1100.000	100.000	1020.000	51.000	1.078	A	A
1	K40	760.000	80.000	713.000	38.000	1.066	A	A
1	PU238	19.000	4.300	19.100	0.200	0.995	A	A
1	PU239	17.000	3.900	16.800	0.300	1.012	A	W
1	SR90	51.000	8.100	50.400	2.000	1.012	A	A
1	U238	150.000	30.000	163.000	10.000	0.920	A	W
Matrix: VE Vegetation Bq / kg								
1	AM241	6.100	1.100	5.600	0.670	1.089	A	W
1	CM244	3.500	1.100	3.600	0.270	0.972	A	A
1	CO60	35.000	3.000	32.800	1.300	1.067	A	A
1	CS137	880.000	81.000	867.000	44.000	1.015	A	A
1	K40	660.000	70.000	639.000	34.000	1.033	A	A
1	PU238	0.640	0.190	0.700	0.010	0.914	A	A
1	PU239	8.900	1.900	9.600	0.800	0.927	A	A
1	SR90	1040.000	4.100	1150.000	94.000	0.904	A	A
Matrix: WA Water Bq / L								
1	AM241	1.150	0.220	1.190	0.045	0.966	A	A
1	CO60	73.000	7.400	73.700	2.900	0.991	A	A
1	CS137	68.000	10.400	67.000	3.500	1.015	A	A
1	GROSS ALPHA	1200.000	250.000	1070.000	100.000	1.121	W	A
1	GROSS BETA	1050.000	130.000	950.000	90.000	1.105	A	W
1	H3	101.000	8.800	91.300	0.300	1.106	A	A
1	PU238	0.760	0.170	0.786	0.011	0.967	A	W
1	PU239	0.550	0.130	0.591	0.021	0.931	A	W
1	SR90	4.500	0.810	4.530	0.120	0.993	A	A
1	U238	0.390	0.090	0.368	0.012	1.060	A	A

Values for elemental uranium are reported in µg/filter, g, or mL. pCi/g or mL=Bq x 0.027
Evaluation: A=Acceptable, W=Acceptable with Warning, N=Not Acceptable

If the evaluation system is not appropriate for the types of analyses performed in your lab, apply a site specific evaluation.

QAP 53 Results by Laboratory**Lab:** HC Lawrence Livermore Lab, California

No. Test	Radionuclide	Reported Value	Reported Error	EML Value	EML Error	Reported EML	Evaluation	QAP 52 Evaluation
----------	--------------	----------------	----------------	-----------	-----------	--------------	------------	-------------------

Matrix: AI Air Filter Bq / filter

1	GROSS ALPHA	2.210	0.110	2.350	0.150	0.940	A	A
1	GROSS BETA	1.230	0.070	1.520	0.150	0.810	W	A

Matrix: WA Water Bq / L

1	GROSS ALPHA	1210.000	62.000	1070.000	100.000	1.130	W	A
1	GROSS BETA	1079.000	51.000	950.000	90.000	1.130	A	A
1	H3	100.300	10.000	91.300	0.300	1.100	A	A

Values for elemental uranium are reported in $\mu\text{g}/\text{filter}$, g, or mL. pCi/g or mL=Bq x 0.027

Evaluation: A=Acceptable, W=Acceptable with Warning, N=Not Acceptable

If the evaluation system is not appropriate for the types of analyses performed in your lab, apply a site specific evaluation.

QAP 53 Results by Laboratory**Lab:** HT Technical University, Budapest, Hungary

No. Test	Radionuclide	Reported Value	Reported Error	EML Value	EML Error	Reported EML	Evaluation	QAP 52 Evaluation
Matrix: SO Soil Bq/kg								
1	Bq U	339.700	30.000	327.000	11.000	1.039	A	A
1	U UG	13.600	1.500	13.200	0.500	1.030	A	A
1	U234	164.900	15.000	157.000	10.000	1.050	A	A
1	U238	169.400	15.000	163.000	10.000	1.039	A	A
Matrix: WA Water Bq/L								
1	Bq U	0.930	0.080	0.916	0.031	1.015	A	A
1	U UG	0.030	0.003	0.030	0.001	0.987	A	A
1	U234	0.450	0.050	0.481	0.023	0.936	A	A
1	U238	0.460	0.050	0.368	0.012	1.250	W	A

Values for elemental uranium are reported in µg/filter, g, or mL. pCi/g or mL=Bq x 0.027

Evaluation: A=Acceptable, W=Acceptable with Warning, N=Not Acceptable

If the evaluation system is not appropriate for the types of analyses performed in your lab, apply a site specific evaluation.

QAP 53 Results by Laboratory**Lab:** HU Water Resources Research Centre (VITUKI), Hungary

No. Test	Radionuclide	Reported Value	Reported Error	EML Value	EML Error	Reported EML	Evaluation	QAP 52 Evaluation
Matrix: AI Air Filter Bq / filter								
1	CO57	14.000	0.100	14.550	0.460	0.962	A	A
1	CO60	7.970	0.300	8.430	0.480	0.945	A	A
1	CS137	7.120	0.440	7.410	0.360	0.961	A	A
1	GROSS BETA	3.120	0.350	1.520	0.150	2.053	N	
2	GROSS BETA	2.970	0.400	1.520	0.150	1.954	N	
1	MN54	42.500	2.000	43.200	1.300	0.984	A	A
Matrix: SO Soil Bq / kg								
1	AC228	76.900	1.600	80.200	3.600	0.959	A	A
1	AM241	14.300	5.100	8.270	0.700	1.729	W	
1	BI212	76.700	5.300	80.500	6.600	0.953	A	W
1	BI214	79.400	1.800	83.300	4.200	0.953	A	A
1	CS137	1048.000	28.000	1020.000	51.000	1.027	A	A
1	K40	774.000	53.000	713.000	38.000	1.086	A	A
1	PB212	81.000	2.400	79.300	4.300	1.021	A	A
1	PB214	89.800	1.700	86.300	4.300	1.041	A	A
Matrix: VE Vegetation Bq / kg								
1	CO60	30.900	0.800	32.800	1.300	0.942	A	A
1	CS137	861.000	23.000	867.000	44.000	0.993	A	A
1	K40	645.000	44.000	639.000	34.000	1.009	A	A
Matrix: WA Water Bq / L								
1	AM241	1.000	0.350	1.190	0.045	0.840	W	
1	CO60	62.200	1.300	73.700	2.900	0.844	W	
1	CS137	55.800	1.600	67.000	3.500	0.833	W	
2	GROSS BETA	1355.000	170.000	950.000	90.000	1.426	W	
1	GROSS BETA	1550.000	180.000	950.000	90.000	1.632	N	
1	H3	108.000	8.500	91.300	0.300	1.183	A	

Values for elemental uranium are reported in µg/filter, g, or mL. pCi/g or mL=Bq x 0.027
Evaluation: A=Acceptable, W=Acceptable with Warning, N=Not Acceptable

If the evaluation system is not appropriate for the types of analyses performed in your lab, apply a site specific evaluation.

QAP 53 Results by Laboratory**Lab:** ID Institute of Radiation Protection and Dosimetry, IRD/ CNEN, Brazil

No. Test	Radionuclide	Reported Value	Reported Error	EML Value	EML Error	Reported EML	Evaluation	QAP 52 Evaluation
Matrix: AI Air Filter Bq / filter								
1	CO57	19.860	0.990	14.550	0.460	1.365	W	W
1	CO60	8.570	0.430	8.430	0.480	1.017	A	
1	CS137	8.020	0.400	7.410	0.360	1.082	A	W
1	MN54	67.420	3.390	43.200	1.300	1.561	N	W
1	PU238	0.040	0.009	0.045	0.001	0.889	A	A
1	PU239	0.080	0.006	0.074	0.007	1.081	A	W
1	SR90	1.520	0.120	1.640	0.110	0.927	A	
1	U UG	3.040	0.170	3.330	0.140	0.913	A	A

Matrix: SO Soil Bq / kg

1	AC228	181.000	10.920	80.200	3.600	2.257	N	A
1	AM241	13.710	2.860	8.270	0.700	1.658	W	
1	BI212	113.490	16.250	80.500	6.600	1.410	N	A
1	BI214	163.300	8.710	83.300	4.200	1.960	N	A
1	CS137	2259.330	115.660	1020.000	51.000	2.215	N	A
1	K40	1638.000	155.850	713.000	38.000	2.297	N	A
1	PB212	180.360	10.660	79.300	4.300	2.274	N	A
1	PB214	181.530	10.470	86.300	4.300	2.103	N	A
1	PU239	16.510	1.750	16.800	0.300	0.983	A	A
1	SR90	54.320	6.660	50.400	2.000	1.078	A	
1	TH234	208.400	11.570	148.000	10.000	1.408	A	W
1	U UG	12.610	0.760	13.200	0.500	0.955	A	W

Matrix: VE Vegetation Bq / kg

1	AM241	4.100	0.210	5.600	0.670	0.732	W	W
1	CO60	33.370	1.670	32.800	1.300	1.017	A	A
1	CS137	890.230	45.350	867.000	44.000	1.027	A	A
1	K40	639.360	38.570	639.000	34.000	1.001	A	A
1	PU239	7.070	0.500	9.600	0.800	0.736	W	W
1	SR90	1197.660	118.320	1150.000	94.000	1.041	A	A

Values for elemental uranium are reported in µg/filter, g, or mL. pCi/g or mL=Bq x 0.027**Evaluation:** A=Acceptable, W=Acceptable with Warning, N=Not Acceptable

If the evaluation system is not appropriate for the types of analyses performed in your lab, apply a site specific evaluation.

QAP 53 Results by Laboratory**Lab:** IL ISU Environmental Monitoring Program, Pocatello, ID

No. Test	Radionuclide	Reported Value	Reported Error	EML Value	EML Error	Reported EML	Evaluation	QAP 52 Evaluation
Matrix: AI Air Filter Bq / filter								
1	CO57	15.100	0.200	14.550	0.460	1.038	A	A
1	CO60	9.200	0.100	8.430	0.480	1.091	A	A
1	CS137	8.200	0.100	7.410	0.360	1.107	A	A
1	GROSS ALPHA	2.430	0.030	2.350	0.150	1.034	A	A
1	GROSS BETA	1.380	0.020	1.520	0.150	0.908	A	A
1	MN54	47.400	0.600	43.200	1.300	1.097	A	A
Matrix: SO Soil Bq / kg								
1	AC228	65.800	1.900	80.200	3.600	0.820	W	A
1	BI212	56.800	5.800	80.500	6.600	0.706	A	A
1	BI214	89.200	2.400	83.300	4.200	1.071	A	A
1	CS137	890.800	9.800	1020.000	51.000	0.873	W	W
1	K40	589.300	25.000	713.000	38.000	0.827	W	W
1	PB212	56.000	1.500	79.300	4.300	0.706	N	W
1	PB214	74.400	2.800	86.300	4.300	0.862	W	W
Matrix: VE Vegetation Bq / kg								
1	CO60	29.830	3.480	32.800	1.300	0.909	A	A
1	CS137	739.780	27.620	867.000	44.000	0.853	W	W
1	K40	516.930	87.110	639.000	34.000	0.809	W	A
Matrix: WA Water Bq / L								
1	CO60	73.400	0.600	73.700	2.900	0.996	A	A
1	CS137	67.100	0.800	67.000	3.500	1.001	A	A
1	GROSS ALPHA	998.800	13.000	1070.000	100.000	0.933	A	A
1	GROSS BETA	804.100	10.500	950.000	90.000	0.846	A	A

Values for elemental uranium are reported in µg/filter, g, or mL. pCi/g or mL=Bq x 0.027
Evaluation: A=Acceptable, W=Acceptable with Warning, N=Not Acceptable

If the evaluation system is not appropriate for the types of analyses performed in your lab, apply a site specific evaluation.

QAP 53 Results by Laboratory**Lab:** IN Lockheed Martin Idaho Technical Corp., Analytical Laboratory

No. Test	Radionuclide	Reported Value	Reported Error	EML Value	EML Error	Reported EML	Evaluation	QAP 52 Evaluation
Matrix: AI Air Filter Bq / filter								
1	CO57	16.300	1.800	14.550	0.460	1.120	A	A
1	CO60	9.300	1.000	8.430	0.480	1.103	A	A
1	CS137	8.500	0.900	7.410	0.360	1.147	A	A
1	MN54	47.900	1.200	43.200	1.300	1.109	A	A
Matrix: SO Soil Bq / kg								
1	AC228	92.400	20.600	80.200	3.600	1.152	A	A
1	AM241	13.000	1.500	8.270	0.700	1.572	W	A
1	BI212	75.600	18.300	80.500	6.600	0.939	A	W
1	BI214	87.400	9.400	83.300	4.200	1.049	A	A
1	Bq U	308.600	0.100	327.000	11.000	0.944	A	A
1	CS137	1168.000	28.000	1020.000	51.000	1.145	A	A
1	K40	770.000	223.000	713.000	38.000	1.080	A	A
1	PB212	94.300	4.400	79.300	4.300	1.189	A	A
1	PB214	87.700	5.500	86.300	4.300	1.016	A	W
1	PU239	14.500	2.300	16.800	0.300	0.863	W	A
1	SR90	49.000	11.200	50.400	2.000	0.972	A	A
1	U234	152.500	2.100	157.000	10.000	0.971	A	W
1	U238	148.500	0.700	163.000	10.000	0.911	A	W
Matrix: VE Vegetation Bq / kg								
1	CO60	34.300	2.500	32.800	1.300	1.046	A	A
1	CS137	960.000	25.600	867.000	44.000	1.107	A	A
1	K40	584.000	51.600	639.000	34.000	0.914	A	A
Matrix: WA Water Bq / L								
1	AM241	1.300	0.030	1.190	0.045	1.092	A	A
1	Bq U	0.870	0.060	0.916	0.031	0.950	A	A
1	CO60	78.900	1.700	73.700	2.900	1.071	A	A
1	CS137	71.700	0.400	67.000	3.500	1.070	A	A
1	PU238	0.750	0.010	0.786	0.011	0.954	A	A
1	PU239	0.530	0.030	0.591	0.021	0.897	W	A
1	SR90	4.300	0.300	4.530	0.120	0.949	A	A
1	U234	0.450	0.020	0.481	0.023	0.936	A	A
1	U238	0.340	0.030	0.368	0.012	0.924	A	A

Values for elemental uranium are reported in $\mu\text{g}/\text{filter}$, g, or mL. pCi/g or mL=Bq x 0.027**Evaluation:** A=Acceptable, W=Acceptable with Warning, N=Not Acceptable

If the evaluation system is not appropriate for the types of analyses performed in your lab, apply a site specific evaluation.

QAP 53 Results by Laboratory**Lab:** IS Severn Trent St. Louis

No. Test	Radionuclide	Reported Value	Reported Error	EML Value	EML Error	Reported EML	Evaluation	QAP 52 Evaluation
Matrix: AI Air Filter Bq / filter								
1	AM241	0.030	0.010	0.032	0.001	0.937	A	A
1	CO57	15.200	2.600	14.550	0.460	1.045	A	A
1	CO60	8.680	0.970	8.430	0.480	1.030	A	A
1	CS137	7.600	0.980	7.410	0.360	1.026	A	A
1	GROSS ALPHA	2.930	0.310	2.350	0.150	1.247	W	A
1	GROSS BETA	1.750	0.180	1.520	0.150	1.151	A	A
1	MN54	45.500	6.600	43.200	1.300	1.053	A	A
1	PU238	0.040	0.010	0.045	0.001	0.889	A	N
1	PU239	0.060	0.010	0.074	0.007	0.811	W	A
1	SR90	1.000	0.200	1.640	0.110	0.610	W	A
1	U234	0.030	0.010	0.041	0.003	0.732	N	N
1	U238	0.020	0.010	0.041	0.002	0.488	N	A

Matrix: SO Soil Bq / kg

1	AC228	97.100	24.800	80.200	3.600	1.211	A	A
1	AM241	14.700	5.700	8.270	0.700	1.778	W	A
1	BI212	90.900	37.400	80.500	6.600	1.129	W	N
1	BI214	105.000	16.000	83.300	4.200	1.261	W	N
1	CS137	1412.000	186.000	1020.000	51.000	1.384	N	W
1	K40	932.000	106.000	713.000	38.000	1.307	W	A
1	PB212	107.000	18.000	79.300	4.300	1.349	W	N
1	PB214	116.000	19.000	86.300	4.300	1.344	W	N
1	PU238	21.900	4.900	19.100	0.200	1.147	A	A
1	PU239	18.700	4.200	16.800	0.300	1.113	A	A
1	TH234	239.000	41.000	148.000	10.000	1.615	W	W
1	U234	149.000	30.000	157.000	10.000	0.949	A	A
1	U238	150.000	30.000	163.000	10.000	0.920	A	W

Matrix: VE Vegetation Bq / kg

1	AM241	6.220	1.570	5.600	0.670	1.111	A	W
1	CM244	3.970	1.100	3.600	0.270	1.103	A	A
1	CO60	47.400	6.600	32.800	1.300	1.445	W	A
1	CS137	1267.000	139.000	867.000	44.000	1.461	N	A
1	K40	905.000	113.000	639.000	34.000	1.416	W	A
1	PU239	9.460	2.100	9.600	0.800	0.985	A	W
1	SR90	2889.000	569.000	1150.000	94.000	2.512	N	W

Matrix: WA Water Bq / L

1	AM241	1.660	0.350	1.190	0.045	1.395	W	W
1	CO60	76.200	7.700	73.700	2.900	1.034	A	A
1	CS137	67.200	7.300	67.000	3.500	1.003	A	A
1	GROSS ALPHA	1020.000	106.000	1070.000	100.000	0.953	A	A
1	GROSS BETA	1010.000	308.000	950.000	90.000	1.063	A	A

Values for elemental uranium are reported in µg/filter, g, or mL. pCi/g or mL=Bq x 0.027**Evaluation:** A=Acceptable, W=Acceptable with Warning, N=Not Acceptable

If the evaluation system is not appropriate for the types of analyses performed in your lab, apply a site specific evaluation.

QAP 53 Results by Laboratory**Lab:** IS Severn Trent St. Louis

No. Test	Radionuclide	Reported Value	Reported Error	EML Value	EML Error	Reported EML	Evaluation	QAP 52 Evaluation
Matrix: WA Water Bq/L								
1	H3	94.000	18.100	91.300	0.300	1.030	A	A
1	PU238	0.990	0.220	0.786	0.011	1.260	N	W
1	PU239	0.720	0.160	0.591	0.021	1.218	W	W
1	SR90	3.480	0.740	4.530	0.120	0.768	W	A
1	U UG	0.020	0.003	0.030	0.001	0.658	N	A
1	U234	0.540	0.120	0.481	0.023	1.123	A	N
1	U238	0.450	0.110	0.368	0.012	1.223	W	A

Values for elemental uranium are reported in $\mu\text{g}/\text{filter}$, g, or mL. pCi/g or $\text{mL}=\text{Bq} \times 0.027$

Evaluation: A=Acceptable, W=Acceptable with Warning, N=Not Acceptable

If the evaluation system is not appropriate for the types of analyses performed in your lab, apply a site specific evaluation.

QAP 53 Results by Laboratory**Lab:** IT Severn Trent- Richland Laboratory

No. Test	Radionuclide	Reported Value	Reported Error	EML Value	EML Error	Reported EML	Evaluation	QAP 52 Evaluation
Matrix: AI Air Filter Bq / filter								
1	AM241	0.030	0.005	0.032	0.001	0.937	A	W
1	CO57	14.800	0.900	14.550	0.460	1.017	A	A
1	CO60	8.300	0.500	8.430	0.480	0.985	A	A
1	CS137	7.000	0.400	7.410	0.360	0.945	A	A
1	GROSS ALPHA	2.700	0.280	2.350	0.150	1.149	A	N
1	GROSS BETA	1.650	0.140	1.520	0.150	1.086	A	N
1	MN54	44.600	2.600	43.200	1.300	1.032	A	A
1	PU238	0.040	0.007	0.045	0.001	0.889	A	A
1	PU239	0.080	0.010	0.074	0.007	1.081	A	W
1	SR90	1.170	0.170	1.640	0.110	0.713	W	A
1	U UG	3.120	0.340	3.330	0.140	0.937	A	A
1	U234	0.030	0.004	0.041	0.003	0.732	N	A
1	U238	0.030	0.005	0.041	0.002	0.732	N	A

Matrix: SO Soil Bq / kg

1	AC228	109.000	8.000	80.200	3.600	1.359	W	A
1	AM241	11.900	1.200	8.270	0.700	1.439	A	A
1	BI214	109.000	8.000	83.300	4.200	1.309	W	W
1	CS137	1352.000	80.000	1020.000	51.000	1.325	N	W
1	K40	933.000	61.000	713.000	38.000	1.309	W	A
1	PB212	114.000	7.000	79.300	4.300	1.438	N	W
1	PB214	123.000	8.000	86.300	4.300	1.425	W	W
1	PU239	17.100	1.800	16.800	0.300	1.018	A	A
1	SR90	51.000	7.200	50.400	2.000	1.012	A	A
1	TH234	355.000	117.000	148.000	10.000	2.399	N	A
1	U UG	11.200	1.300	13.200	0.500	0.848	A	A
1	U234	133.000	12.000	157.000	10.000	0.847	W	A
1	U238	141.000	12.000	163.000	10.000	0.865	A	W

Matrix: VE Vegetation Bq / kg

1	AM241	5.240	0.450	5.600	0.670	0.936	A	W
1	CM244	3.310	0.290	3.600	0.270	0.919	A	W
1	CO60	41.600	3.800	32.800	1.300	1.268	W	A
1	CS137	1065.000	63.000	867.000	44.000	1.228	A	A
1	K40	793.000	59.000	639.000	34.000	1.241	A	A
1	PU239	8.420	0.720	9.600	0.800	0.877	A	A
1	SR90	1222.000	164.000	1150.000	94.000	1.063	A	A

Matrix: WA Water Bq / L

1	AM241	1.220	0.110	1.190	0.045	1.025	A	W
1	CO60	65.000	4.000	73.700	2.900	0.882	W	A
1	CS137	58.000	4.000	67.000	3.500	0.866	W	A
1	GROSS ALPHA	1033.000	115.000	1070.000	100.000	0.965	A	W

Values for elemental uranium are reported in µg/filter, g, or mL. pCi/g or mL=Bq x 0.027**Evaluation:** A=Acceptable, W=Acceptable with Warning, N=Not Acceptable

If the evaluation system is not appropriate for the types of analyses performed in your lab, apply a site specific evaluation.

QAP 53 Results by Laboratory**Lab:** IT Severn Trent- Richland Laboratory

No. Test	Radionuclide	Reported Value	Reported Error	EML Value	EML Error	Reported EML	Evaluation	QAP 52 Evaluation
Matrix: WA Water Bq/L								
1	GROSS BETA	848.000	59.000	950.000	90.000	0.893	A	W
1	H3	98.000	3.400	91.300	0.300	1.073	A	A
1	PU238	0.740	0.070	0.786	0.011	0.941	A	A
1	PU239	0.610	0.060	0.591	0.021	1.032	A	A
1	SR90	3.500	0.500	4.530	0.120	0.773	W	A
1	U UG	0.030	0.002	0.030	0.001	0.987	A	A
1	U234	0.430	0.050	0.481	0.023	0.894	W	A
1	U238	0.330	0.040	0.368	0.012	0.897	W	W

Values for elemental uranium are reported in µg/filter, g, or mL. pCi/g or mL=Bq x 0.027

Evaluation: A=Acceptable, W=Acceptable with Warning, N=Not Acceptable

If the evaluation system is not appropriate for the types of analyses performed in your lab, apply a site specific evaluation.

QAP 53 Results by Laboratory**Lab:** JL Jefferson Lab, Newport News, VA

No. Test	Radionuclide	Reported Value	Reported Error	EML Value	EML Error	Reported EML	Evaluation	QAP 52 Evaluation
Matrix: WA Water Bq/L								
1	CO60	78.070	1.970	73.700	2.900	1.059	A	A
2	CO60	74.740	1.900	73.700	2.900	1.014	A	A
3	CO60	75.650	2.280	73.700	2.900	1.026	A	A
1	CS137	66.230	2.410	67.000	3.500	0.989	A	A
2	CS137	66.970	2.390	67.000	3.500	1.000	A	A
3	CS137	65.820	2.710	67.000	3.500	0.982	A	A

Values for elemental uranium are reported in $\mu\text{g}/\text{filter}$, g, or mL. pCi/g or $\text{mL}=\text{Bq} \times 0.027$

Evaluation: A=Acceptable, W=Acceptable with Warning, N=Not Acceptable

If the evaluation system is not appropriate for the types of analyses performed in your lab, apply a site specific evaluation.

QAP 53 Results by Laboratory**Lab:** KA Knolls Atomic Power Lab, Schenectady

No. Test	Radionuclide	Reported Value	Reported Error	EML Value	EML Error	Reported EML	Evaluation	QAP 52 Evaluation
Matrix: AI Air Filter Bq / filter								
1	GROSS ALPHA	3.050	0.340	2.350	0.150	1.298	W	A
1	GROSS BETA	1.530	0.090	1.520	0.150	1.007	A	A
Matrix: SO Soil Bq / kg								
1	CS137	1058.000	61.000	1020.000	51.000	1.037	A	A
1	K40	708.000	108.000	713.000	38.000	0.993	A	A
1	PU239	18.240	0.340	16.800	0.300	1.086	A	A
1	SR90	50.100	4.300	50.400	2.000	0.994	A	A
Matrix: WA Water Bq / L								
1	CO60	70.000	6.000	73.700	2.900	0.950	A	A
1	CS137	65.400	7.300	67.000	3.500	0.976	A	A
1	GROSS ALPHA	1041.000	115.000	1070.000	100.000	0.973	A	A
1	GROSS BETA	953.000	111.000	950.000	90.000	1.003	A	A
1	H3	118.800	12.300	91.300	0.300	1.301	A	A
1	PU239	0.630	0.007	0.591	0.021	1.066	A	A
1	SR90	4.820	0.660	4.530	0.120	1.064	A	A
1	U UG	0.020	0.001	0.030	0.001	0.658	N	A

Values for elemental uranium are reported in µg/filter, g, or mL. pCi/g or mL=Bq x 0.027

Evaluation: A=Acceptable, W=Acceptable with Warning, N=Not Acceptable

If the evaluation system is not appropriate for the types of analyses performed in your lab, apply a site specific evaluation.

QAP 53 Results by Laboratory**Lab:** KR Korea Atomic Energy Research Institute

No. Test	Radionuclide	Reported Value	Reported Error	EML Value	EML Error	Reported EML	Evaluation	QAP 52 Evaluation
Matrix: AI Air Filter Bq / filter								
1	AM241	0.050	0.030	0.032	0.001	1.563	W	
4	CO57	15.400	0.600	14.550	0.460	1.058	A	
3	CO57	15.400	0.600	14.550	0.460	1.058	A	
2	CO57	15.800	0.600	14.550	0.460	1.086	A	
1	CO57	15.700	0.600	14.550	0.460	1.079	A	
3	CO60	8.600	0.400	8.430	0.480	1.020	A	
1	CO60	9.100	0.400	8.430	0.480	1.079	A	
4	CO60	8.800	0.400	8.430	0.480	1.044	A	
2	CO60	8.800	0.400	8.430	0.480	1.044	A	
2	CS137	8.900	0.400	7.410	0.360	1.201	W	
3	CS137	8.500	0.400	7.410	0.360	1.147	A	
4	CS137	8.900	0.400	7.410	0.360	1.201	W	
1	CS137	8.600	0.500	7.410	0.360	1.161	W	
1	GROSS ALPHA	2.320	0.030	2.350	0.150	0.987	A	A
1	GROSS BETA	1.520	0.020	1.520	0.150	1.000	A	A
1	MN54	48.600	2.100	43.200	1.300	1.125	A	
2	MN54	50.000	2.100	43.200	1.300	1.157	A	
4	MN54	51.400	2.100	43.200	1.300	1.190	A	
3	MN54	49.600	2.100	43.200	1.300	1.148	A	
1	SR90	1.700	0.040	1.640	0.110	1.037	A	

Matrix: SO Soil Bq / kg

4	AC228	79.800	5.000	80.200	3.600	0.995	A	
1	AC228	83.000	6.500	80.200	3.600	1.035	A	
2	AC228	82.900	6.900	80.200	3.600	1.034	A	
3	AC228	82.400	6.800	80.200	3.600	1.027	A	
1	AM241	9.200	2.600	8.270	0.700	1.112	A	
2	AM241	8.300	0.900	8.270	0.700	1.004	A	
4	BI214	73.300	4.600	83.300	4.200	0.880	A	
3	BI214	72.500	5.600	83.300	4.200	0.870	W	
2	BI214	82.400	7.800	83.300	4.200	0.989	A	
1	BI214	81.800	7.600	83.300	4.200	0.982	A	
1	CS137	1092.900	44.600	1020.000	51.000	1.071	A	
3	CS137	1106.400	44.500	1020.000	51.000	1.085	A	
4	CS137	1111.900	45.000	1020.000	51.000	1.090	A	
2	CS137	1113.100	43.900	1020.000	51.000	1.091	A	
3	K40	809.200	46.100	713.000	38.000	1.135	A	
2	K40	790.000	46.000	713.000	38.000	1.108	A	
4	K40	780.800	36.800	713.000	38.000	1.095	A	
1	K40	704.200	53.000	713.000	38.000	0.988	A	
3	PB212	76.000	3.900	79.300	4.300	0.958	A	
4	PB212	70.100	3.200	79.300	4.300	0.884	W	
1	PB212	78.400	4.500	79.300	4.300	0.989	A	
2	PB212	81.600	4.200	79.300	4.300	1.029	A	
2	PB214	85.300	6.700	86.300	4.300	0.988	A	
3	PB214	84.300	6.800	86.300	4.300	0.977	A	

Values for elemental uranium are reported in µg/filter, g, or mL. pCi/g or mL=Bq x 0.027**Evaluation:** A=Acceptable, W=Acceptable with Warning, N=Not Acceptable

If the evaluation system is not appropriate for the types of analyses performed in your lab, apply a site specific evaluation.

QAP 53 Results by Laboratory**Lab:** KR Korea Atomic Energy Research Institute

No. Test	Radionuclide	Reported Value	Reported Error	EML Value	EML Error	Reported EML	Evaluation	QAP 52 Evaluation
Matrix: SO Soil Bq/kg								
4	PB214	80.400	5.200	86.300	4.300	0.932	A	
1	PB214	81.800	7.500	86.300	4.300	0.948	A	
3	PU238	37.350	2.120	19.100	0.200	1.955	W	
2	PU238	38.910	3.140	19.100	0.200	2.037	W	
1	PU238	40.000	3.110	19.100	0.200	2.094	W	
3	PU239	34.190	3.140	16.800	0.300	2.035	N	
1	PU239	36.190	2.820	16.800	0.300	2.154	N	
2	PU239	39.780	2.920	16.800	0.300	2.368	N	
3	SR90	54.670	1.870	50.400	2.000	1.085	A	
2	SR90	50.310	1.550	50.400	2.000	0.998	A	
1	SR90	37.520	1.610	50.400	2.000	0.744	W	

Matrix: VE Vegetation Bq/kg

2	AM241	6.600	0.600	5.600	0.670	1.179	A	
1	AM241	6.300	2.200	5.600	0.670	1.125	A	
1	CO60	35.200	2.900	32.800	1.300	1.073	A	
2	CO60	35.600	2.100	32.800	1.300	1.085	A	
3	CO60	32.900	2.500	32.800	1.300	1.003	A	
4	CO60	34.100	2.200	32.800	1.300	1.040	A	
4	CS137	978.900	40.200	867.000	44.000	1.129	A	
3	CS137	974.900	39.200	867.000	44.000	1.124	A	
2	CS137	984.900	38.400	867.000	44.000	1.136	A	
1	CS137	965.300	39.900	867.000	44.000	1.113	A	
4	K40	683.300	45.000	639.000	34.000	1.069	A	
1	K40	663.900	48.500	639.000	34.000	1.039	A	
3	K40	656.700	37.300	639.000	34.000	1.028	A	
2	K40	664.800	36.900	639.000	34.000	1.040	A	
1	PU238	0.830	0.100	0.700	0.010	1.186	A	
3	PU238	0.600	0.009	0.700	0.010	0.857	A	
2	PU238	0.840	0.110	0.700	0.010	1.200	A	
3	PU239	9.370	0.420	9.600	0.800	0.976	A	
1	PU239	9.490	0.620	9.600	0.800	0.989	A	
2	PU239	9.650	0.570	9.600	0.800	1.005	A	
4	SR90	1330.870	12.010	1150.000	94.000	1.157	W	
1	SR90	1155.620	12.030	1150.000	94.000	1.005	A	
2	SR90	1459.180	11.750	1150.000	94.000	1.269	N	
3	SR90	1176.490	10.640	1150.000	94.000	1.023	A	

Values for elemental uranium are reported in µg/filter, g, or mL. pCi/g or mL=Bq x 0.027
Evaluation: A=Acceptable, W=Acceptable with Warning, N=Not Acceptable

If the evaluation system is not appropriate for the types of analyses performed in your lab, apply a site specific evaluation.

QAP 53 Results by Laboratory**Lab:** LA Los Alamos National Laboratory, NM

No. Test	Radionuclide	Reported Value	Reported Error	EML Value	EML Error	Reported EML	Evaluation	QAP 52 Evaluation
Matrix: SO Soil Bq/kg								
3	AC228	83.500	11.100	80.200	3.600	1.041	A	A
2	AC228	84.200	10.500	80.200	3.600	1.050	A	A
1	AC228	84.700	12.700	80.200	3.600	1.056	A	A
3	BI212	67.000	13.600	80.500	6.600	0.832	A	N
2	BI212	61.000	14.600	80.500	6.600	0.758	A	N
1	BI212	52.000	13.000	80.500	6.600	0.646	A	N
2	BI214	95.000	11.500	83.300	4.200	1.140	A	A
1	BI214	97.000	12.000	83.300	4.200	1.164	A	A
3	BI214	84.500	10.700	83.300	4.200	1.014	A	A
3	CS137	1159.000	128.000	1020.000	51.000	1.136	A	A
2	CS137	1170.000	129.000	1020.000	51.000	1.147	A	A
1	CS137	1195.000	132.000	1020.000	51.000	1.172	A	A
1	K40	767.000	93.000	713.000	38.000	1.076	A	W
3	K40	732.000	88.000	713.000	38.000	1.027	A	W
2	K40	787.000	101.000	713.000	38.000	1.104	A	W
2	PB212	83.400	9.500	79.300	4.300	1.052	A	A
1	PB212	77.500	9.100	79.300	4.300	0.977	A	A
3	PB212	85.900	9.800	79.300	4.300	1.083	A	A
3	PB214	83.200	10.100	86.300	4.300	0.964	A	A
2	PB214	89.900	10.700	86.300	4.300	1.042	A	A
1	PB214	88.800	11.000	86.300	4.300	1.029	A	A
3	TH234	201.000	29.000	148.000	10.000	1.358	A	N
2	TH234	185.000	26.000	148.000	10.000	1.250	A	N
1	TH234	194.000	31.000	148.000	10.000	1.311	A	N
3	U UG	11.780	1.180	13.200	0.500	0.892	A	
2	U UG	11.630	1.160	13.200	0.500	0.881	A	
1	U UG	11.710	1.170	13.200	0.500	0.887	A	

Matrix: VE Vegetation Bq/kg

2	CO60	30.400	3.700	32.800	1.300	0.927	A	A
1	CO60	30.800	3.700	32.800	1.300	0.939	A	A
3	CO60	29.500	3.600	32.800	1.300	0.899	A	A
2	CS137	879.000	97.000	867.000	44.000	1.014	A	
3	CS137	882.000	97.000	867.000	44.000	1.017	A	
1	CS137	878.000	97.000	867.000	44.000	1.013	A	
1	K40	564.000	68.000	639.000	34.000	0.883	W	A
2	K40	499.000	60.000	639.000	34.000	0.781	W	A
3	K40	594.000	70.000	639.000	34.000	0.930	A	A

Matrix: WA Water Bq/L

1	CO60	72.200	8.100	73.700	2.900	0.980	A	W
2	CO60	73.300	8.200	73.700	2.900	0.995	A	W
3	CO60	72.000	8.100	73.700	2.900	0.977	A	W
3	CS137	68.600	7.700	67.000	3.500	1.024	A	W
2	CS137	68.400	7.700	67.000	3.500	1.021	A	W

Values for elemental uranium are reported in µg/filter, g, or mL. pCi/g or mL=Bq x 0.027**Evaluation:** A=Acceptable, W=Acceptable with Warning, N=Not Acceptable

If the evaluation system is not appropriate for the types of analyses performed in your lab, apply a site specific evaluation.

QAP 53 Results by Laboratory**Lab:** LA Los Alamos National Laboratory, NM

No. Test	Radionuclide	Reported Value	Reported Error	EML Value	EML Error	Reported EML	Evaluation	QAP 52 Evaluation
Matrix: WA Water Bq/L								
1	CS137	68.200	7.600	67.000	3.500	1.018	A	W
1	GROSS ALPHA	1253.000	276.000	1070.000	100.000	1.171	W	
2	GROSS ALPHA	1197.000	265.000	1070.000	100.000	1.119	A	
3	GROSS ALPHA	1213.000	268.000	1070.000	100.000	1.134	W	
1	GROSS BETA	991.000	226.000	950.000	90.000	1.043	A	
3	GROSS BETA	995.000	226.000	950.000	90.000	1.047	A	
2	GROSS BETA	1020.000	231.000	950.000	90.000	1.074	A	
1	H3	115.400	24.400	91.300	0.300	1.264	A	A
2	H3	118.800	24.800	91.300	0.300	1.301	A	A
3	H3	125.400	25.200	91.300	0.300	1.373	W	A
1	U UG	0.030	0.010	0.030	0.001	0.987	A	A
3	U UG	0.030	0.010	0.030	0.001	0.987	A	A
2	U UG	0.030	0.010	0.030	0.001	0.987	A	A

Values for elemental uranium are reported in µg/filter, g, or mL. pCi/g or mL=Bq x 0.027

Evaluation: A=Acceptable, W=Acceptable with Warning, N=Not Acceptable

If the evaluation system is not appropriate for the types of analyses performed in your lab, apply a site specific evaluation.

QAP 53 Results by Laboratory**Lab:** LB Lawrence Berkeley Lab UCB

No. Test	Radionuclide	Reported Value	Reported Error	EML Value	EML Error	Reported EML	Evaluation	QAP 52 Evaluation
Matrix: AI Air Filter Bq / filter								
1	CO57	15.000	1.000	14.550	0.460	1.031	A	A
1	CO60	8.500	0.500	8.430	0.480	1.008	A	A
1	CS137	7.500	0.500	7.410	0.360	1.012	A	A
1	GROSS ALPHA	2.700	0.300	2.350	0.150	1.149	A	A
1	GROSS BETA	1.300	0.100	1.520	0.150	0.855	W	A
1	MN54	45.000	2.000	43.200	1.300	1.042	A	A
Matrix: SO Soil Bq / kg								
1	AC228	86.000	6.000	80.200	3.600	1.072	A	A
1	AM241	11.000	2.000	8.270	0.700	1.330	A	
1	BI212	99.000	7.000	80.500	6.600	1.230	W	
1	BI214	82.000	9.000	83.300	4.200	0.984	A	A
1	CS137	961.000	73.000	1020.000	51.000	0.942	A	A
1	K40	684.000	56.000	713.000	38.000	0.959	A	A
1	PB212	92.000	5.000	79.300	4.300	1.160	A	W
1	PB214	82.000	4.000	86.300	4.300	0.950	A	A
1	TH234	155.000	15.000	148.000	10.000	1.047	A	
Matrix: VE Vegetation Bq / kg								
1	AM241	4.020	1.570	5.600	0.670	0.718	N	
1	CO60	33.000	2.000	32.800	1.300	1.006	A	A
1	CS137	845.000	59.000	867.000	44.000	0.975	A	A
1	K40	594.000	49.000	639.000	34.000	0.930	A	A
Matrix: WA Water Bq / L								
1	AM241	1.290	0.110	1.190	0.045	1.084	A	
1	CO60	71.000	5.000	73.700	2.900	0.963	A	A
1	CS137	67.000	5.000	67.000	3.500	1.000	A	A
1	GROSS ALPHA	1109.000	83.000	1070.000	100.000	1.036	A	N
1	GROSS BETA	693.000	21.000	950.000	90.000	0.729	W	A
1	H3	88.000	4.000	91.300	0.300	0.964	A	A
1	U234	0.490	0.090	0.481	0.023	1.019	A	
1	U238	0.480	0.080	0.368	0.012	1.304	N	

Values for elemental uranium are reported in µg/filter, g, or mL. pCi/g or mL=Bq x 0.027
Evaluation: A=Acceptable, W=Acceptable with Warning, N=Not Acceptable

If the evaluation system is not appropriate for the types of analyses performed in your lab, apply a site specific evaluation.

QAP 53 Results by Laboratory**Lab:** LL LLNL Chemistry and Material Science/Environmental

No. Test	Radionuclide	Reported Value	Reported Error	EML Value	EML Error	Reported EML	Evaluation	QAP 52 Evaluation
Matrix: AI Air Filter Bq / filter								
1	CO57	18.800	1.320	14.550	0.460	1.292	W	W
1	CO60	10.000	0.390	8.430	0.480	1.186	W	W
1	CS137	9.620	1.130	7.410	0.360	1.298	W	W
1	MN54	56.600	13.500	43.200	1.300	1.310	W	W
1	PU238	0.040	0.004	0.045	0.001	0.889	A	A
1	PU239	0.070	0.005	0.074	0.007	0.946	A	A
Matrix: SO Soil Bq / kg								
1	AM241	7.390	1.170	8.270	0.700	0.894	A	A
1	CS137	863.000	89.100	1020.000	51.000	0.846	W	W
1	K40	676.000	90.800	713.000	38.000	0.948	A	A
1	PU239	17.300	1.470	16.800	0.300	1.030	A	A
Matrix: VE Vegetation Bq / kg								
1	PU239	8.750	1.090	9.600	0.800	0.911	A	W
Matrix: WA Water Bq / L								
1	AM241	1.550	0.100	1.190	0.045	1.303	W	A
1	CO60	74.500	6.970	73.700	2.900	1.011	A	A
1	CS137	70.100	9.020	67.000	3.500	1.046	A	A
1	H3	121.000	9.530	91.300	0.300	1.325	W	A
1	PU238	0.950	0.070	0.786	0.011	1.209	W	A
1	PU239	0.810	0.060	0.591	0.021	1.371	N	A

Values for elemental uranium are reported in $\mu\text{g}/\text{filter}$, g, or mL. pCi/g or mL=Bq x 0.027
Evaluation: A=Acceptable, W=Acceptable with Warning, N=Not Acceptable

If the evaluation system is not appropriate for the types of analyses performed in your lab, apply a site specific evaluation.

QAP 53 Results by Laboratory**Lab:** LM American Radiation Services of New Mexico, Los Alamos

No. Test	Radionuclide	Reported Value	Reported Error	EML Value	EML Error	Reported EML	Evaluation	QAP 52 Evaluation
Matrix: AI Air Filter Bq / filter								
1	CO57	13.960	0.080	14.550	0.460	0.959	A	A
1	CO60	8.340	0.140	8.430	0.480	0.989	A	A
1	CS137	7.600	0.160	7.410	0.360	1.026	A	A
1	GROSS ALPHA	2.530	0.250	2.350	0.150	1.077	A	W
1	GROSS BETA	1.650	0.150	1.520	0.150	1.086	A	A
1	MN54	44.290	0.270	43.200	1.300	1.025	A	A

Matrix: SO Soil Bq / kg

1	AC228	92.720	10.770	80.200	3.600	1.156	A	A
1	AM241	12.850	2.710	8.270	0.700	1.554	W	W
1	BI212	80.690	35.410	80.500	6.600	1.002	A	N
1	BI214	88.990	9.020	83.300	4.200	1.068	A	A
1	CS137	1143.700	11.880	1020.000	51.000	1.121	A	A
1	K40	916.110	54.620	713.000	38.000	1.285	W	A
1	PB212	98.590	3.890	79.300	4.300	1.243	W	W
1	PB214	100.270	8.470	86.300	4.300	1.162	A	A
1	TH234	297.440	38.430	148.000	10.000	2.010	W	N

Matrix: VE Vegetation Bq / kg

1	AM241	8.140	2.910	5.600	0.670	1.454	A	A
1	CO60	36.400	3.170	32.800	1.300	1.110	A	A
1	CS137	993.220	9.040	867.000	44.000	1.146	A	A
1	K40	770.580	42.090	639.000	34.000	1.206	A	W

Matrix: WA Water Bq / L

1	AM241	1.410	0.800	1.190	0.045	1.185	A	A
1	CO60	77.920	1.310	73.700	2.900	1.057	A	A
1	CS137	77.950	1.380	67.000	3.500	1.163	W	A
1	GROSS ALPHA	672.420	76.700	1070.000	100.000	0.628	W	A
1	GROSS BETA	856.410	66.390	950.000	90.000	0.901	A	A
1	H3	116.420	2.750	91.300	0.300	1.275	A	A

Values for elemental uranium are reported in µg/filter, g, or mL. pCi/g or mL=Bq x 0.027**Evaluation:** A=Acceptable, W=Acceptable with Warning, N=Not Acceptable

If the evaluation system is not appropriate for the types of analyses performed in your lab, apply a site specific evaluation.

QAP 53 Results by Laboratory**Lab:** LN Los Alamos National Lab, ES&H

No. Test	Radionuclide	Reported Value	Reported Error	EML Value	EML Error	Reported EML	Evaluation	QAP 52 Evaluation
Matrix: AI Air Filter Bq / filter								
1	CO57	12.800	0.900	14.550	0.460	0.880	A	A
1	CO60	8.000	0.600	8.430	0.480	0.949	A	A
1	CS137	7.500	0.500	7.410	0.360	1.012	A	A
1	GROSS ALPHA	2.600	0.200	2.350	0.150	1.106	A	A
1	GROSS BETA	1.300	0.100	1.520	0.150	0.855	W	A
1	MN54	45.500	3.100	43.200	1.300	1.053	A	A

Matrix: WA Water Bq / L

1	CO60	71.000	10.000	73.700	2.900	0.963	A	A
1	CS137	62.000	8.000	67.000	3.500	0.925	A	A
1	H3	134.000	8.000	91.300	0.300	1.468	W	

Values for elemental uranium are reported in $\mu\text{g}/\text{filter}$, g, or mL. $\text{pCi/g or mL}=\text{Bq} \times 0.027$

Evaluation: A=Acceptable, W=Acceptable with Warning, N=Not Acceptable

If the evaluation system is not appropriate for the types of analyses performed in your lab, apply a site specific evaluation.

QAP 53 Results by Laboratory**Lab:** LV UNLV, Dept of Health Physics

No. Test	Radionuclide	Reported Value	Reported Error	EML Value	EML Error	Reported EML	Evaluation	QAP 52 Evaluation
Matrix: AI Air Filter Bq / filter								
1	AM241	0.070	0.010	0.032	0.001	2.188	W	A
1	CO57	13.800	0.600	14.550	0.460	0.948	A	A
1	CO60	8.630	0.170	8.430	0.480	1.024	A	A
1	CS137	7.800	0.270	7.410	0.360	1.053	A	A
1	GROSS ALPHA	2.540	0.240	2.350	0.150	1.081	A	A
1	GROSS BETA	1.570	0.060	1.520	0.150	1.033	A	A
1	MN54	44.200	1.200	43.200	1.300	1.023	A	A

Matrix: SO Soil Bq / kg

1	AC228	83.500	1.400	80.200	3.600	1.041	A	A
1	AM241	11.000	0.700	8.270	0.700	1.330	A	A
1	BI212	84.300	4.000	80.500	6.600	1.047	A	A
1	BI214	94.100	2.000	83.300	4.200	1.130	A	A
1	CS137	1060.000	35.000	1020.000	51.000	1.039	A	A
1	K40	730.000	29.000	713.000	38.000	1.024	A	A
1	PB212	79.800	4.700	79.300	4.300	1.006	A	A
1	PB214	91.800	2.900	86.300	4.300	1.064	A	A
1	TH234	134.000	28.000	148.000	10.000	0.905	A	A

Matrix: VE Vegetation Bq / kg

1	AM241	7.160	0.730	5.600	0.670	1.279	A	W
1	CO60	32.400	0.800	32.800	1.300	0.988	A	A
1	CS137	864.000	29.000	867.000	44.000	0.997	A	A
1	K40	600.000	28.000	639.000	34.000	0.939	A	A

Matrix: WA Water Bq / L

1	AM241	1.470	0.120	1.190	0.045	1.235	W	N
1	CO60	72.700	1.300	73.700	2.900	0.986	A	A
1	CS137	65.500	2.200	67.000	3.500	0.978	A	A
1	GROSS ALPHA	610.000	60.000	1070.000	100.000	0.570	N	N
1	GROSS BETA	410.000	50.000	950.000	90.000	0.432	N	A
1	H3	120.000	5.000	91.300	0.300	1.314	W	W

Values for elemental uranium are reported in µg/filter, g, or mL. pCi/g or mL=Bq x 0.027**Evaluation:** A=Acceptable, W=Acceptable with Warning, N=Not Acceptable

If the evaluation system is not appropriate for the types of analyses performed in your lab, apply a site specific evaluation.

QAP 53 Results by Laboratory**Lab:** LW Lawrence Livermore National Lab, Waste

No. Test	Radionuclide	Reported Value	Reported Error	EML Value	EML Error	Reported EML	Evaluation	QAP 52 Evaluation
Matrix: SO Soil Bq/kg								
1	CS137	930.000	6.510	1020.000	51.000	0.912	A	N
1	K40	630.000	8.130	713.000	38.000	0.884	W	N
1	PU239	8.470	1.200	16.800	0.300	0.504	N	A
1	U234	71.400	6.170	157.000	10.000	0.455	N	A
1	U238	77.300	8.740	163.000	10.000	0.474	N	W

Matrix: WA Water Bq/L

1	AM241	1.630	0.160	1.190	0.045	1.370	W	A
1	CO60	90.000	1.980	73.700	2.900	1.221	N	A
1	CS137	83.000	2.490	67.000	3.500	1.239	W	A
1	GROSS ALPHA	885.500	41.600	1070.000	100.000	0.828	A	W
1	GROSS BETA	907.200	29.900	950.000	90.000	0.955	A	A
1	H3	170.000	34.000	91.300	0.300	1.862	W	A
1	PU238	0.760	0.080	0.786	0.011	0.967	A	A
1	PU239	0.570	0.070	0.591	0.021	0.964	A	A
1	U234	0.450	0.060	0.481	0.023	0.936	A	A
1	U238	0.390	0.060	0.368	0.012	1.060	A	A

Values for elemental uranium are reported in µg/filter, g, or mL. pCi/g or mL=Bq x 0.027

Evaluation: A=Acceptable, W=Acceptable with Warning, N=Not Acceptable

If the evaluation system is not appropriate for the types of analyses performed in your lab, apply a site specific evaluation.

QAP 53 Results by Laboratory**Lab:** ME Radiation Control Program, Jamaica Plain, MA

No. Test	Radionuclide	Reported Value	Reported Error	EML Value	EML Error	Reported EML	Evaluation	QAP 52 Evaluation
Matrix: AI Air Filter Bq / filter								
3	CO57	16.000	0.400	14.550	0.460	1.100	A	A
2	CO57	16.500	0.300	14.550	0.460	1.134	A	A
1	CO57	15.700	0.400	14.550	0.460	1.079	A	A
2	CO60	9.400	0.200	8.430	0.480	1.115	A	A
1	CO60	9.300	0.200	8.430	0.480	1.103	A	A
3	CO60	9.200	0.200	8.430	0.480	1.091	A	A
1	CS137	8.300	0.200	7.410	0.360	1.120	A	A
2	CS137	8.600	0.200	7.410	0.360	1.161	W	A
3	CS137	8.700	0.200	7.410	0.360	1.174	W	A
1	GROSS ALPHA	2.960	0.060	2.350	0.150	1.260	W	A
2	GROSS ALPHA	3.040	0.060	2.350	0.150	1.294	W	A
3	GROSS ALPHA	2.960	0.060	2.350	0.150	1.260	W	A
3	GROSS BETA	1.480	0.030	1.520	0.150	0.974	A	A
2	GROSS BETA	1.480	0.030	1.520	0.150	0.974	A	A
1	GROSS BETA	1.450	0.030	1.520	0.150	0.954	A	A
1	MN54	48.100	0.900	43.200	1.300	1.113	A	A
2	MN54	49.600	1.000	43.200	1.300	1.148	A	A
3	MN54	49.600	1.000	43.200	1.300	1.148	A	A

Matrix: SO Soil Bq / kg

2	AC228	82.900	2.600	80.200	3.600	1.034	A	N
3	AC228	79.900	2.100	80.200	3.600	0.996	A	N
1	AC228	81.400	2.200	80.200	3.600	1.015	A	N
1	AM241	9.400	1.800	8.270	0.700	1.137	A	
2	AM241	11.800	1.200	8.270	0.700	1.427	A	
3	AM241	9.600	1.000	8.270	0.700	1.161	A	
3	BI212	109.000	14.800	80.500	6.600	1.354	N	
2	BI212	94.000	5.800	80.500	6.600	1.168	W	
1	BI212	96.600	5.600	80.500	6.600	1.200	W	
3	BI214	88.100	2.300	83.300	4.200	1.058	A	
2	BI214	81.800	2.700	83.300	4.200	0.982	A	
1	BI214	75.500	1.900	83.300	4.200	0.906	A	
3	CS137	1006.000	25.000	1020.000	51.000	0.986	A	A
1	CS137	992.000	23.000	1020.000	51.000	0.973	A	A
2	CS137	1006.000	25.000	1020.000	51.000	0.986	A	A
2	K40	659.000	35.000	713.000	38.000	0.924	A	A
1	K40	696.000	31.000	713.000	38.000	0.976	A	A
3	K40	681.000	27.000	713.000	38.000	0.955	A	A
3	PB212	55.900	2.900	79.300	4.300	0.705	N	
2	PB212	64.800	3.600	79.300	4.300	0.817	W	
1	PB212	67.300	2.400	79.300	4.300	0.849	W	
3	PB214	82.900	3.500	86.300	4.300	0.961	A	A
2	PB214	76.200	3.500	86.300	4.300	0.883	W	A
1	PB214	77.700	3.000	86.300	4.300	0.900	A	A
1	TH234	166.000	13.100	148.000	10.000	1.122	A	N
2	TH234	162.000	15.500	148.000	10.000	1.095	A	N

Values for elemental uranium are reported in µg/filter, g, or mL. pCi/g or mL=Bq x 0.027**Evaluation:** A=Acceptable, W=Acceptable with Warning, N=Not Acceptable

If the evaluation system is not appropriate for the types of analyses performed in your lab, apply a site specific evaluation.

QAP 53 Results by Laboratory**Lab:** ME Radiation Control Program, Jamaica Plain, MA

No. Test	Radionuclide	Reported Value	Reported Error	EML Value	EML Error	Reported EML	Evaluation	QAP 52 Evaluation
Matrix: SO Soil Bq/kg								
3	TH234	173.000	11.100	148.000	10.000	1.169	A	N
Matrix: VE Vegetation Bq/kg								
3	AM241	0.980	0.220	5.600	0.670	0.175	N	W
2	AM241	0.680	0.080	5.600	0.670	0.121	N	W
1	AM241	0.990	0.400	5.600	0.670	0.177	N	W
1	CO60	4.100	0.100	32.800	1.300	0.125	N	A
3	CO60	3.900	0.100	32.800	1.300	0.119	N	A
2	CO60	4.300	0.400	32.800	1.300	0.131	N	A
3	CS137	107.000	2.700	867.000	44.000	0.123	N	A
2	CS137	112.000	2.800	867.000	44.000	0.129	N	A
1	CS137	109.000	2.600	867.000	44.000	0.126	N	A
1	K40	81.000	4.600	639.000	34.000	0.127	N	A
3	K40	74.700	5.700	639.000	34.000	0.117	N	A
2	K40	72.500	4.300	639.000	34.000	0.113	N	A
Matrix: WA Water Bq/L								
1	AM241	1.400	5.300	1.190	0.045	1.176	A	A
2	AM241	1.200	0.300	1.190	0.045	1.008	A	A
3	AM241	1.500	0.300	1.190	0.045	1.261	W	A
1	CO60	75.000	1.400	73.700	2.900	1.018	A	W
2	CO60	74.000	1.200	73.700	2.900	1.004	A	W
3	CO60	76.000	1.400	73.700	2.900	1.031	A	W
3	CS137	69.000	1.700	67.000	3.500	1.030	A	A
1	CS137	68.000	1.700	67.000	3.500	1.015	A	A
2	CS137	68.000	1.600	67.000	3.500	1.015	A	A
1	H3	128.000	4.800	91.300	0.300	1.402	W	A
2	H3	110.000	4.600	91.300	0.300	1.205	A	A
3	H3	122.000	4.800	91.300	0.300	1.336	W	A

Values for elemental uranium are reported in µg/filter, g, or mL. pCi/g or mL=Bq x 0.027

Evaluation: A=Acceptable, W=Acceptable with Warning, N=Not Acceptable

If the evaluation system is not appropriate for the types of analyses performed in your lab, apply a site specific evaluation.

QAP 53 Results by Laboratory**Lab:** MH Maine Health & Environmental Testing Laboratory

No. Test	Radionuclide	Reported Value	Reported Error	EML Value	EML Error	Reported EML	Evaluation	QAP 52 Evaluation
Matrix: AI Air Filter Bq / filter								
1	CO57	14.800	0.700	14.550	0.460	1.017	A	A
1	CO60	8.900	0.300	8.430	0.480	1.056	A	A
1	CS137	9.200	0.500	7.410	0.360	1.242	W	W
1	GROSS ALPHA	2.690	0.030	2.350	0.150	1.145	A	A
1	GROSS BETA	1.520	0.010	1.520	0.150	1.000	A	A
1	MN54	53.700	2.900	43.200	1.300	1.243	W	W
Matrix: SO Soil Bq / kg								
1	AC228	81.500	6.200	80.200	3.600	1.016	A	A
1	AM241	6.580	0.810	8.270	0.700	0.796	W	A
1	BI212	49.500	3.700	80.500	6.600	0.615	A	A
1	BI214	86.800	2.800	83.300	4.200	1.042	A	A
1	CS137	1097.800	55.500	1020.000	51.000	1.076	A	A
1	K40	817.100	39.800	713.000	38.000	1.146	A	A
1	PB212	84.600	5.900	79.300	4.300	1.067	A	A
1	PB214	98.900	3.300	86.300	4.300	1.146	A	W
1	TH234	178.600	9.400	148.000	10.000	1.207	A	A
Matrix: VE Vegetation Bq / kg								
1	AM241	6.360	0.710	5.600	0.670	1.136	A	W
1	CO60	34.100	1.100	32.800	1.300	1.040	A	A
1	CS137	931.200	47.000	867.000	44.000	1.074	A	A
1	K40	743.400	36.200	639.000	34.000	1.163	A	W
Matrix: WA Water Bq / L								
1	AM241	1.210	0.210	1.190	0.045	1.017	A	W
1	CO60	70.580	2.140	73.700	2.900	0.958	A	A
1	CS137	65.590	3.260	67.000	3.500	0.979	A	A
1	GROSS ALPHA	1192.300	3.000	1070.000	100.000	1.114	A	A
1	GROSS BETA	929.800	3.200	950.000	90.000	0.979	A	A
1	H3	115.100	4.200	91.300	0.300	1.261	A	A
1	SR90	4.110	0.300	4.530	0.120	0.907	A	A
1	U234	0.390	0.040	0.481	0.023	0.811	W	A
1	U238	0.310	0.030	0.368	0.012	0.842	W	A

Values for elemental uranium are reported in µg/filter, g, or mL. pCi/g or mL=Bq x 0.027
Evaluation: A=Acceptable, W=Acceptable with Warning, N=Not Acceptable

If the evaluation system is not appropriate for the types of analyses performed in your lab, apply a site specific evaluation.

QAP 53 Results by Laboratory**Lab:** MI Massachusetts Institute of Technology

No. Test	Radionuclide	Reported Value	Reported Error	EML Value	EML Error	Reported EML	Evaluation	QAP 52 Evaluation
----------	--------------	----------------	----------------	-----------	-----------	--------------	------------	-------------------

Matrix: AI Air Filter Bq / filter

1	CO57	15.400	0.600	14.550	0.460	1.058	A	
1	CO60	8.800	0.400	8.430	0.480	1.044	A	
1	CS137	8.600	0.500	7.410	0.360	1.161	W	
1	MN54	42.700	1.500	43.200	1.300	0.988	A	

Matrix: WA Water Bq / L

1	AM241	1.500	0.200	1.190	0.045	1.261	W	
1	CO60	78.800	1.600	73.700	2.900	1.069	A	
1	CS137	72.400	2.000	67.000	3.500	1.081	A	
1	H3	122.000	8.000	91.300	0.300	1.336	W	

Values for elemental uranium are reported in $\mu\text{g}/\text{filter}$, g, or mL. pCi/g or $\text{mL}=\text{Bq} \times 0.027$

Evaluation: A=Acceptable, W=Acceptable with Warning, N=Not Acceptable

If the evaluation system is not appropriate for the types of analyses performed in your lab, apply a site specific evaluation.

QAP 53 Results by Laboratory**Lab:** MJ Mississippi State Department of Health, Jackson

No. Test	Radionuclide	Reported Value	Reported Error	EML Value	EML Error	Reported EML	Evaluation	QAP 52 Evaluation
Matrix: WA Water Bq/L								
1	Bq U	0.350	0.200	0.916	0.031	0.382	N	A
1	CO60	73.000	10.000	73.700	2.900	0.991	A	A
1	CS137	69.000	10.000	67.000	3.500	1.030	A	A
1	GROSS ALPHA	1218.000	125.000	1070.000	100.000	1.138	W	A
1	GROSS BETA	853.000	90.000	950.000	90.000	0.898	A	A
1	H3	110.000	12.000	91.300	0.300	1.205	A	A
1	SR90	5.730	0.200	4.530	0.120	1.265	W	A

Values for elemental uranium are reported in $\mu\text{g}/\text{filter}$, g, or mL. pCi/g or $\text{mL}=\text{Bq} \times 0.027$

Evaluation: A=Acceptable, W=Acceptable with Warning, N=Not Acceptable

If the evaluation system is not appropriate for the types of analyses performed in your lab, apply a site specific evaluation.

QAP 53 Results by Laboratory**Lab:** ML Babcock & Wilcox of Ohio, Mound, Miamisburg, Ohio

No. Test	Radionuclide	Reported Value	Reported Error	EML Value	EML Error	Reported EML	Evaluation	QAP 52 Evaluation
Matrix: AI Air Filter Bq / filter								
1	AM241	0.040	0.004	0.032	0.001	1.250	A	
1	CO57	13.000	1.300	14.550	0.460	0.893	A	
1	CO60	9.000	0.900	8.430	0.480	1.068	A	
1	CS137	8.000	0.800	7.410	0.360	1.080	A	
1	MN54	40.000	4.000	43.200	1.300	0.926	A	
1	PU238	0.040	0.003	0.045	0.001	0.889	A	A
1	PU239	0.070	0.005	0.074	0.007	0.946	A	A
1	U234	0.040	0.002	0.041	0.003	0.976	A	A
1	U238	0.040	0.002	0.041	0.002	0.976	A	A

Matrix: SO Soil Bq / kg

1	AC228	90.000	9.000	80.200	3.600	1.122	A	A
1	AM241	7.000	0.700	8.270	0.700	0.846	A	A
1	BI212	90.000	9.000	80.500	6.600	1.118	W	A
1	BI214	87.000	8.700	83.300	4.200	1.044	A	A
1	CS137	1029.000	102.900	1020.000	51.000	1.009	A	A
1	K40	694.000	69.400	713.000	38.000	0.973	A	A
1	PB212	96.000	9.600	79.300	4.300	1.211	A	W
1	PB214	107.000	10.700	86.300	4.300	1.240	A	A
1	PU239	17.800	1.270	16.800	0.300	1.060	A	A
1	TH234	166.000	16.600	148.000	10.000	1.122	A	A
1	U234	138.630	9.740	157.000	10.000	0.883	A	W
1	U238	145.000	10.190	163.000	10.000	0.890	A	W

Matrix: WA Water Bq / L

1	AM241	0.960	0.100	1.190	0.045	0.807	W	A
1	CO60	68.000	6.800	73.700	2.900	0.923	A	A
1	CS137	64.000	6.400	67.000	3.500	0.955	A	A
1	H3	90.400	19.890	91.300	0.300	0.990	A	A
1	PU238	0.790	0.050	0.786	0.011	1.005	A	W
1	PU239	0.590	0.040	0.591	0.021	0.998	A	W
1	U234	0.460	0.030	0.481	0.023	0.956	A	A
1	U238	0.350	0.030	0.368	0.012	0.951	A	A

Values for elemental uranium are reported in µg/filter, g, or mL. pCi/g or mL=Bq x 0.027**Evaluation:** A=Acceptable, W=Acceptable with Warning, N=Not Acceptable

If the evaluation system is not appropriate for the types of analyses performed in your lab, apply a site specific evaluation.

QAP 53 Results by Laboratory**Lab:** MS Manufacturing Sciences Corporation, Oak Ridge

No. Test	Radionuclide	Reported Value	Reported Error	EML Value	EML Error	Reported EML	Evaluation	QAP 52 Evaluation
Matrix: AI Air Filter Bq / filter								
1	CO57	16.200	1.600	14.550	0.460	1.113	A	W
1	CO60	7.900	0.790	8.430	0.480	0.937	A	A
1	CS137	7.270	0.730	7.410	0.360	0.981	A	A
1	GROSS ALPHA	2.690	0.270	2.350	0.150	1.145	A	A
1	GROSS BETA	1.170	0.120	1.520	0.150	0.770	W	A
1	MN54	40.500	4.100	43.200	1.300	0.938	A	A
Matrix: SO Soil Bq / kg								
1	AC228	92.000	9.200	80.200	3.600	1.147	A	A
1	BI214	90.100	9.000	83.300	4.200	1.082	A	A
1	CS137	1200.000	120.000	1020.000	51.000	1.176	A	A
1	K40	885.000	89.000	713.000	38.000	1.241	W	A
1	PB212	80.000	8.000	79.300	4.300	1.009	A	A
1	PB214	92.800	9.300	86.300	4.300	1.075	A	A
1	TH234	215.000	22.000	148.000	10.000	1.453	A	
Matrix: WA Water Bq / L								
1	AM241	1.620	0.160	1.190	0.045	1.361	W	A
1	CO60	72.800	7.300	73.700	2.900	0.988	A	A
1	CS137	66.200	6.600	67.000	3.500	0.988	A	A

Values for elemental uranium are reported in µg/filter, g, or mL. pCi/g or mL=Bq x 0.027

Evaluation: A=Acceptable, W=Acceptable with Warning, N=Not Acceptable

If the evaluation system is not appropriate for the types of analyses performed in your lab, apply a site specific evaluation.

QAP 53 Results by Laboratory**Lab:** NA US EPA NAREL, Montgomery, AL

No. Test	Radionuclide	Reported Value	Reported Error	EML Value	EML Error	Reported EML	Evaluation	QAP 52 Evaluation
Matrix: AI Air Filter Bq / filter								
1	CO57	8.780	0.300	14.550	0.460	0.603	N	A
1	CO60	5.960	0.220	8.430	0.480	0.707	N	A
1	CS137	5.550	0.220	7.410	0.360	0.749	N	A
1	MN54	30.900	1.000	43.200	1.300	0.715	N	A
1	PU238	0.040	0.008	0.045	0.001	0.889	A	A
1	PU239	0.060	0.008	0.074	0.007	0.811	W	A
1	SR90	1.770	0.280	1.640	0.110	1.079	A	A
1	U234	0.050	0.010	0.041	0.003	1.220	A	A
1	U238	0.040	0.010	0.041	0.002	0.976	A	A

Matrix: SO Soil Bq / kg

1	BI212	81.000	10.000	80.500	6.600	1.006	A	A
1	BI214	94.300	3.800	83.300	4.200	1.132	A	A
1	Bq U	278.000	20.000	327.000	11.000	0.850	A	A
1	CS137	1117.000	37.000	1020.000	51.000	1.095	A	A
1	K40	766.000	30.000	713.000	38.000	1.074	A	A
1	PB212	85.700	3.700	79.300	4.300	1.081	A	A
1	PB214	102.200	4.100	86.300	4.300	1.184	A	A
1	PU239	16.000	1.700	16.800	0.300	0.952	A	A
1	TH234	116.000	15.000	148.000	10.000	0.784	W	W

Matrix: VE Vegetation Bq / kg

1	CO60	38.600	1.500	32.800	1.300	1.177	A	W
1	CS137	1130.000	37.000	867.000	44.000	1.303	W	W
1	K40	805.000	30.000	639.000	34.000	1.260	W	W
1	PU239	8.390	0.430	9.600	0.800	0.874	A	A
1	SR90	1227.000	21.000	1150.000	94.000	1.067	A	A

Matrix: WA Water Bq / L

1	Bq U	0.840	0.040	0.916	0.031	0.917	A	
1	CO60	69.800	2.400	73.700	2.900	0.947	A	A
1	CS137	66.300	2.300	67.000	3.500	0.990	A	A
1	H3	112.000	3.500	91.300	0.300	1.227	A	A
1	PU238	0.690	0.050	0.786	0.011	0.878	W	A
1	PU239	0.590	0.040	0.591	0.021	0.998	A	A
1	SR90	3.900	0.900	4.530	0.120	0.861	A	W

Values for elemental uranium are reported in µg/filter, g, or mL. pCi/g or mL=Bq x 0.027**Evaluation:** A=Acceptable, W=Acceptable with Warning, N=Not Acceptable

If the evaluation system is not appropriate for the types of analyses performed in your lab, apply a site specific evaluation.

QAP 53 Results by Laboratory**Lab:** NF Nuclear Fuel Services, Erwin, TN

No. Test	Radionuclide	Reported Value	Reported Error	EML Value	EML Error	Reported EML	Evaluation	QAP 52 Evaluation
Matrix: SO Soil Bq/kg								
1	U234	0.170	0.009	157.000	10.000	0.001	N	
1	U238	0.140	0.008	163.000	10.000	0.001	N	
Matrix: WA Water Bq/L								
1	AM241	0.960	0.030	1.190	0.045	0.807	W	
1	PU238	0.820	0.030	0.786	0.011	1.043	A	W
1	PU239	0.570	0.020	0.591	0.021	0.964	A	A
1	U234	0.470	0.020	0.481	0.023	0.977	A	A
1	U238	0.360	0.010	0.368	0.012	0.978	A	A

Values for elemental uranium are reported in $\mu\text{g}/\text{filter}$, g, or mL. pCi/g or $\text{mL}=\text{Bq} \times 0.027$

Evaluation: A=Acceptable, W=Acceptable with Warning, N=Not Acceptable

If the evaluation system is not appropriate for the types of analyses performed in your lab, apply a site specific evaluation.

QAP 53 Results by Laboratory**Lab:** NL Fluor Daniel Fernald, Inc., Ohio

No. Test	Radionuclide	Reported Value	Reported Error	EML Value	EML Error	Reported EML	Evaluation	QAP 52 Evaluation
Matrix: AI Air Filter Bq / filter								
1	CO57	16.400	0.800	14.550	0.460	1.127	A	A
1	CO60	9.140	0.330	8.430	0.480	1.084	A	A
1	CS137	8.620	0.440	7.410	0.360	1.163	W	A
1	MN54	51.700	2.600	43.200	1.300	1.197	A	A
1	PU238	0.040	0.007	0.045	0.001	0.889	A	A
1	PU239	0.070	0.010	0.074	0.007	0.946	A	A
1	U UG	3.070	0.420	3.330	0.140	0.922	A	A
1	U234	0.040	0.006	0.041	0.003	0.976	A	A
1	U238	0.030	0.005	0.041	0.002	0.732	N	A

Matrix: SO Soil Bq / kg

1	AC228	85.300	3.300	80.200	3.600	1.064	A	A
1	BI212	83.300	4.200	80.500	6.600	1.035	A	A
1	BI214	99.300	3.800	83.300	4.200	1.192	A	W
1	CS137	1009.000	51.000	1020.000	51.000	0.989	A	A
1	K40	843.000	43.000	713.000	38.000	1.182	A	A
1	PB212	83.300	4.200	79.300	4.300	1.050	A	A
1	PB214	109.000	4.300	86.300	4.300	1.263	A	W
1	PU238	19.090	2.320	19.100	0.200	0.999	A	A
1	PU239	16.060	1.960	16.800	0.300	0.956	A	A
1	TH234	125.000	14.000	148.000	10.000	0.845	A	W
1	U UG	11.900	1.400	13.200	0.500	0.902	A	A
1	U234	145.000	17.000	157.000	10.000	0.924	A	W
1	U238	147.000	17.000	163.000	10.000	0.902	A	A

Matrix: WA Water Bq / L

1	CO60	71.900	2.600	73.700	2.900	0.976	A	A
1	CS137	67.100	3.400	67.000	3.500	1.001	A	A
1	GROSS ALPHA	1263.000	134.000	1070.000	100.000	1.180	W	A
1	GROSS BETA	1310.000	137.000	950.000	90.000	1.379	W	W
1	PU238	0.820	0.100	0.786	0.011	1.043	A	A
1	PU239	0.610	0.070	0.591	0.021	1.032	A	A
1	U UG	0.020	0.004	0.030	0.001	0.658	N	A
1	U234	0.440	0.050	0.481	0.023	0.915	A	A
1	U238	0.340	0.040	0.368	0.012	0.924	A	A

Values for elemental uranium are reported in µg/filter, g, or mL. pCi/g or mL=Bq x 0.027**Evaluation:** A=Acceptable, W=Acceptable with Warning, N=Not Acceptable

If the evaluation system is not appropriate for the types of analyses performed in your lab, apply a site specific evaluation.

QAP 53 Results by Laboratory**Lab:** NM Environmental Evaluation Group, Carlsbad, NM

No. Test	Radionuclide	Reported Value	Reported Error	EML Value	EML Error	Reported EML	Evaluation	QAP 52 Evaluation
Matrix: AI Air Filter Bq / filter								
1	AM241	0.030	0.002	0.032	0.001	0.937	A	
1	CS137	7.430	0.500	7.410	0.360	1.003	A	N
1	PU238	0.040	0.002	0.045	0.001	0.889	A	A
1	PU239	0.060	0.002	0.074	0.007	0.811	W	A
1	SR90	2.140	0.220	1.640	0.110	1.305	A	A
Matrix: SO Soil Bq / kg								
2	AM241	9.540	0.410	8.270	0.700	1.154	A	
3	AM241	9.550	0.330	8.270	0.700	1.155	A	
1	AM241	9.080	0.360	8.270	0.700	1.098	A	
1	CS137	981.000	19.000	1020.000	51.000	0.962	A	A
3	PU238	19.600	0.700	19.100	0.200	1.026	A	A
1	PU238	19.200	0.700	19.100	0.200	1.005	A	A
2	PU238	19.800	1.100	19.100	0.200	1.037	A	A
2	PU239	19.000	1.100	16.800	0.300	1.131	A	A
3	PU239	17.300	0.700	16.800	0.300	1.030	A	A
1	PU239	17.600	0.600	16.800	0.300	1.048	A	A
3	SR90	49.200	7.800	50.400	2.000	0.976	A	A
1	SR90	59.700	8.900	50.400	2.000	1.185	A	A
2	SR90	57.700	7.600	50.400	2.000	1.145	A	A
Matrix: WA Water Bq / L								
1	AM241	1.230	0.030	1.190	0.045	1.034	A	
1	CS137	62.300	2.400	67.000	3.500	0.930	A	N
1	PU238	0.740	0.020	0.786	0.011	0.941	A	N
1	PU239	0.580	0.010	0.591	0.021	0.981	A	N
1	SR90	5.890	0.850	4.530	0.120	1.300	W	A

Values for elemental uranium are reported in µg/filter, g, or mL. pCi/g or mL=Bq x 0.027
Evaluation: A=Acceptable, W=Acceptable with Warning, N=Not Acceptable

If the evaluation system is not appropriate for the types of analyses performed in your lab, apply a site specific evaluation.

QAP 53 Results by Laboratory**Lab:** NP JAF Environmental Laboratory, New York Power Authority

No. Test	Radionuclide	Reported Value	Reported Error	EML Value	EML Error	Reported EML	Evaluation	QAP 52 Evaluation
Matrix: AI Air Filter Bq / filter								
1	CO57	14.100	0.100	14.550	0.460	0.969	A	A
1	CO60	8.300	0.100	8.430	0.480	0.985	A	A
1	CS137	7.100	0.200	7.410	0.360	0.958	A	A
1	GROSS BETA	1.460	0.030	1.520	0.150	0.961	A	A
1	MN54	44.700	0.400	43.200	1.300	1.035	A	A

Matrix: WA Water Bq / L

1	CO60	72.900	0.900	73.700	2.900	0.989	A	A
1	CS137	64.400	1.000	67.000	3.500	0.961	A	A
1	GROSS BETA	985.800	7.400	950.000	90.000	1.038	A	A
1	H3	112.900	6.300	91.300	0.300	1.237	A	A

Values for elemental uranium are reported in $\mu\text{g}/\text{filter}$, g, or mL. pCi/g or $\text{mL}=\text{Bq} \times 0.027$

Evaluation: A=Acceptable, W=Acceptable with Warning, N=Not Acceptable

If the evaluation system is not appropriate for the types of analyses performed in your lab, apply a site specific evaluation.

QAP 53 Results by Laboratory**Lab:** NQ New Mexico Department of Health, Albuquerque

No. Test	Radionuclide	Reported Value	Reported Error	EML Value	EML Error	Reported EML	Evaluation	QAP 52 Evaluation
Matrix: AI Air Filter Bq / filter								
1	AM241	0.030	0.003	0.032	0.001	0.937	A	W
1	CO57	13.930	2.850	14.550	0.460	0.957	A	A
1	CO60	8.300	1.670	8.430	0.480	0.985	A	A
1	CS137	7.560	1.560	7.410	0.360	1.020	A	A
1	GROSS ALPHA	2.360	0.360	2.350	0.150	1.004	A	W
1	GROSS BETA	1.390	0.210	1.520	0.150	0.914	A	W
1	MN54	44.200	9.300	43.200	1.300	1.023	A	A
1	PU238	0.040	0.003	0.045	0.001	0.889	A	W
1	PU239	0.070	0.004	0.074	0.007	0.946	A	W
1	U234	0.040	0.003	0.041	0.003	0.976	A	A
1	U238	0.040	0.003	0.041	0.002	0.976	A	A

Matrix: SO Soil Bq / kg

1	AC228	82.600	17.000	80.200	3.600	1.030	A	A
1	BI212	103.300	24.100	80.500	6.600	1.283	N	A
1	BI214	83.000	17.000	83.300	4.200	0.996	A	W
1	CS137	1156.000	237.000	1020.000	51.000	1.133	A	A
1	K40	862.000	178.000	713.000	38.000	1.209	A	A
1	PB212	90.000	18.500	79.300	4.300	1.135	A	A
1	PB214	93.700	19.300	86.300	4.300	1.086	A	W
1	PU239	16.850	1.310	16.800	0.300	1.003	A	A
1	TH234	144.400	30.700	148.000	10.000	0.976	A	A
1	U234	139.100	7.900	157.000	10.000	0.886	A	A
1	U238	144.000	8.200	163.000	10.000	0.883	A	A

Matrix: WA Water Bq / L

1	AM241	1.120	0.080	1.190	0.045	0.941	A	A
1	CO60	79.300	16.300	73.700	2.900	1.076	A	A
1	CS137	71.500	14.800	67.000	3.500	1.067	A	A
1	GROSS ALPHA	1160.000	73.000	1070.000	100.000	1.084	A	A
1	GROSS BETA	1025.000	92.000	950.000	90.000	1.079	A	A
1	PU238	0.720	0.050	0.786	0.011	0.916	A	A
1	PU239	0.590	0.040	0.591	0.021	0.998	A	A
1	U234	0.430	0.030	0.481	0.023	0.894	W	A
1	U238	0.330	0.020	0.368	0.012	0.897	W	A

Values for elemental uranium are reported in µg/filter, g, or mL. pCi/g or mL=Bq x 0.027**Evaluation:** A=Acceptable, W=Acceptable with Warning, N=Not Acceptable

If the evaluation system is not appropriate for the types of analyses performed in your lab, apply a site specific evaluation.

QAP 53 Results by Laboratory**Lab:** NR Naval Reactors Facility Chemistry, Scoville, ID

No. Test	Radionuclide	Reported Value	Reported Error	EML Value	EML Error	Reported EML	Evaluation	QAP 52 Evaluation
Matrix: AI Air Filter Bq / filter								
1	CO57	13.800	2.800	14.550	0.460	0.948	A	A
1	CO60	8.320	1.660	8.430	0.480	0.987	A	A
1	CS137	7.900	1.580	7.410	0.360	1.066	A	A
1	MN54	45.000	9.000	43.200	1.300	1.042	A	A
Matrix: SO Soil Bq / kg								
1	CS137	998.000	200.000	1020.000	51.000	0.978	A	A
Matrix: VE Vegetation Bq / kg								
1	CO60	31.700	6.300	32.800	1.300	0.966	A	A
1	CS137	832.000	166.000	867.000	44.000	0.960	A	A
Matrix: WA Water Bq / L								
1	CO60	72.500	14.500	73.700	2.900	0.984	A	A
1	CS137	66.600	13.300	67.000	3.500	0.994	A	A

Values for elemental uranium are reported in $\mu\text{g}/\text{filter}$, g, or mL. pCi/g or mL=Bq x 0.027

Evaluation: A=Acceptable, W=Acceptable with Warning, N=Not Acceptable

If the evaluation system is not appropriate for the types of analyses performed in your lab, apply a site specific evaluation.

QAP 53 Results by Laboratory**Lab:** NZ National Radiation Laboratory, New Zealand

No. Test	Radionuclide	Reported Value	Reported Error	EML Value	EML Error	Reported EML	Evaluation	QAP 52 Evaluation
Matrix: AI Air Filter Bq / filter								
1	CO57	12.800	1.400	14.550	0.460	0.880	A	A
1	CO60	8.900	1.000	8.430	0.480	1.056	A	A
1	CS137	8.000	0.800	7.410	0.360	1.080	A	A
1	GROSS ALPHA	3.000	0.300	2.350	0.150	1.277	W	
1	GROSS BETA	1.800	0.200	1.520	0.150	1.184	A	
1	MN54	48.000	5.000	43.200	1.300	1.111	A	A

Matrix: SO Soil Bq / kg

1	AC228	65.000	5.000	80.200	3.600	0.810	W	
1	AM241	9.600	2.500	8.270	0.700	1.161	A	
1	BI212	85.000	19.000	80.500	6.600	1.056	A	
1	BI214	95.000	5.000	83.300	4.200	1.140	A	
1	CS137	1100.000	70.000	1020.000	51.000	1.078	A	A
1	K40	700.000	50.000	713.000	38.000	0.982	A	W
1	PB212	84.000	7.000	79.300	4.300	1.059	A	
1	PB214	114.000	7.000	86.300	4.300	1.321	W	
1	SR90	30.000	3.000	50.400	2.000	0.595	N	
1	TH234	170.000	30.000	148.000	10.000	1.149	A	

Matrix: VE Vegetation Bq / kg

1	CO60	34.000	4.000	32.800	1.300	1.037	A	A
1	CS137	890.000	90.000	867.000	44.000	1.027	A	A
1	K40	1150.000	130.000	639.000	34.000	1.800	N	N

Matrix: WA Water Bq / L

1	CO60	70.000	4.000	73.700	2.900	0.950	A	A
1	CS137	63.000	3.000	67.000	3.500	0.940	A	A
1	GROSS ALPHA	800.000	80.000	1070.000	100.000	0.748	W	
1	GROSS BETA	950.000	100.000	950.000	90.000	1.000	A	
1	SR90	3.400	0.300	4.530	0.120	0.751	W	W

Values for elemental uranium are reported in µg/filter, g, or mL. pCi/g or mL=Bq x 0.027**Evaluation:** A=Acceptable, W=Acceptable with Warning, N=Not Acceptable

If the evaluation system is not appropriate for the types of analyses performed in your lab, apply a site specific evaluation.

QAP 53 Results by Laboratory**Lab:** OC Radiation Protection Service Laboratory, Ontario, Canada

No. Test	Radionuclide	Reported Value	Reported Error	EML Value	EML Error	Reported EML	Evaluation	QAP 52 Evaluation
Matrix: AI Air Filter Bq / filter								
1	CO57	16.000	2.000	14.550	0.460	1.100	A	A
1	CO60	8.800	1.000	8.430	0.480	1.044	A	A
1	CS137	7.800	1.000	7.410	0.360	1.053	A	A
1	GROSS ALPHA	2.300	0.200	2.350	0.150	0.979	A	A
1	GROSS BETA	1.500	0.100	1.520	0.150	0.987	A	A
1	MN54	46.000	4.000	43.200	1.300	1.065	A	A
Matrix: SO Soil Bq / kg								
1	AC228	63.000	10.000	80.200	3.600	0.786	N	A
1	BI212	47.000	14.000	80.500	6.600	0.584	A	A
1	BI214	100.000	7.000	83.300	4.200	1.200	A	A
1	CS137	1000.000	70.000	1020.000	51.000	0.980	A	A
1	K40	660.000	87.000	713.000	38.000	0.926	A	A
1	PB212	72.000	7.000	79.300	4.300	0.908	A	W
1	PB214	120.000	13.000	86.300	4.300	1.390	W	A
1	TH234	110.000	14.000	148.000	10.000	0.743	W	A
Matrix: VE Vegetation Bq / kg								
1	CO60	31.000	3.000	32.800	1.300	0.945	A	A
1	CS137	830.000	60.000	867.000	44.000	0.957	A	A
1	K40	620.000	60.000	639.000	34.000	0.970	A	A
Matrix: WA Water Bq / L								
1	CO60	70.000	6.000	73.700	2.900	0.950	A	A
1	CS137	65.000	8.000	67.000	3.500	0.970	A	A
1	GROSS ALPHA	1200.000	80.000	1070.000	100.000	1.121	W	W
1	GROSS BETA	870.000	28.000	950.000	90.000	0.916	A	A
1	H3	100.000	10.000	91.300	0.300	1.095	A	A
1	SR90	4.700	0.400	4.530	0.120	1.038	A	A

Values for elemental uranium are reported in µg/filter, g, or mL. pCi/g or mL=Bq x 0.027
Evaluation: A=Acceptable, W=Acceptable with Warning, N=Not Acceptable

If the evaluation system is not appropriate for the types of analyses performed in your lab, apply a site specific evaluation.

QAP 53 Results by Laboratory**Lab:** OD ORNL, Radiobioassay Lab

No. Test	Radionuclide	Reported Value	Reported Error	EML Value	EML Error	Reported EML	Evaluation	QAP 52 Evaluation
Matrix: AI Air Filter Bq / filter								
2	CO57	14.980	0.440	14.550	0.460	1.030	A	A
1	CO57	15.690	0.460	14.550	0.460	1.078	A	A
2	CO60	8.730	0.130	8.430	0.480	1.036	A	A
1	CO60	8.700	0.110	8.430	0.480	1.032	A	A
2	CS137	7.720	0.190	7.410	0.360	1.042	A	A
1	CS137	7.730	0.230	7.410	0.360	1.043	A	A
1	GROSS ALPHA	1.830	0.140	2.350	0.150	0.779	W	A
2	GROSS ALPHA	2.160	0.050	2.350	0.150	0.919	A	A
2	GROSS BETA	2.030	0.050	1.520	0.150	1.336	W	A
1	GROSS BETA	1.700	0.130	1.520	0.150	1.118	A	A
2	MN54	44.240	0.980	43.200	1.300	1.024	A	A
1	MN54	44.600	1.730	43.200	1.300	1.032	A	A

Matrix: WA Water Bq / L

1	AM241	1.440	0.140	1.190	0.045	1.210	A	A
1	CO60	73.070	2.980	73.700	2.900	0.991	A	A
1	CS137	68.410	4.690	67.000	3.500	1.021	A	A
1	H3	92.000	5.000	91.300	0.300	1.008	A	A
1	PU238	0.750	0.080	0.786	0.011	0.954	A	A
1	PU239	0.550	0.060	0.591	0.021	0.931	A	A
1	SR90	4.750	0.990	4.530	0.120	1.049	A	A
1	U234	0.440	0.040	0.481	0.023	0.915	A	A
1	U238	0.340	0.030	0.368	0.012	0.924	A	A

Values for elemental uranium are reported in µg/filter, g, or mL. pCi/g or mL=Bq x 0.027
Evaluation: A=Acceptable, W=Acceptable with Warning, N=Not Acceptable

If the evaluation system is not appropriate for the types of analyses performed in your lab, apply a site specific evaluation.

QAP 53 Results by Laboratory**Lab:** OH Ohio Dept Of Health Laboratory, Columbus

No. Test	Radionuclide	Reported Value	Reported Error	EML Value	EML Error	Reported EML	Evaluation	QAP 52 Evaluation
Matrix: AI Air Filter Bq / filter								
1	CO57	15.940	0.090	14.550	0.460	1.096	A	W
1	CO60	9.020	0.170	8.430	0.480	1.070	A	W
1	CS137	9.040	0.160	7.410	0.360	1.220	W	W
1	GROSS ALPHA	2.600	0.100	2.350	0.150	1.106	A	A
1	GROSS BETA	1.900	0.070	1.520	0.150	1.250	A	A
1	MN54	51.500	0.320	43.200	1.300	1.192	A	W
Matrix: SO Soil Bq / kg								
1	AC228	80.000	11.000	80.200	3.600	0.998	A	
1	BI212	98.000	24.000	80.500	6.600	1.217	W	W
1	BI214	77.000	7.000	83.300	4.200	0.924	A	A
1	CS137	1068.000	10.000	1020.000	51.000	1.047	A	A
1	K40	686.000	41.000	713.000	38.000	0.962	A	A
1	PB212	81.000	4.000	79.300	4.300	1.021	A	A
1	PB214	90.000	7.000	86.300	4.300	1.043	A	A
Matrix: VE Vegetation Bq / kg								
1	CO60	60.800	2.400	32.800	1.300	1.854	N	W
1	CS137	767.800	6.100	867.000	44.000	0.886	W	W
1	K40	539.000	25.000	639.000	34.000	0.844	W	W
Matrix: WA Water Bq / L								
1	CO60	73.100	1.400	73.700	2.900	0.992	A	A
1	CS137	67.000	1.200	67.000	3.500	1.000	A	A
1	GROSS ALPHA	1101.000	54.000	1070.000	100.000	1.029	A	
1	GROSS BETA	1024.000	38.000	950.000	90.000	1.078	A	
1	SR90	4.540	0.510	4.530	0.120	1.002	A	

Values for elemental uranium are reported in µg/filter, g, or mL. pCi/g or mL=Bq x 0.027
Evaluation: A=Acceptable, W=Acceptable with Warning, N=Not Acceptable

If the evaluation system is not appropriate for the types of analyses performed in your lab, apply a site specific evaluation.

QAP 53 Results by Laboratory**Lab:** OK Southwest Laboratory of Oklahoma

No. Test	Radionuclide	Reported Value	Reported Error	EML Value	EML Error	Reported EML	Evaluation	QAP 52 Evaluation
Matrix: AI Air Filter Bq / filter								
1	AM241	0.030	0.007	0.032	0.001	0.937	A	
1	PU238	0.040	0.001	0.045	0.001	0.889	A	
1	PU239	0.060	0.001	0.074	0.007	0.811	W	
1	U234	0.040	0.005	0.041	0.003	0.976	A	
1	U238	0.030	0.000	0.041	0.002	0.732	N	
Matrix: SO Soil Bq/kg								
1	AM241	8.240	1.000	8.270	0.700	0.996	A	
1	PU238	16.000	1.000	19.100	0.200	0.838	A	
1	PU239	37.500	2.000	16.800	0.300	2.232	N	
1	U234	142.000	5.000	157.000	10.000	0.904	A	A
1	U238	140.000	4.000	163.000	10.000	0.859	A	A
Matrix: WA Water Bq/L								
1	AM241	1.220	0.070	1.190	0.045	1.025	A	
1	GROSS ALPHA	1082.250	55.000	1070.000	100.000	1.011	A	A
1	GROSS BETA	886.150	38.000	950.000	90.000	0.933	A	A
1	H3	105.000	12.000	91.300	0.300	1.150	A	A
1	PU238	0.850	0.040	0.786	0.011	1.081	A	
1	PU239	0.620	0.010	0.591	0.021	1.049	A	
1	U234	0.420	0.004	0.481	0.023	0.873	W	
1	U238	0.330	0.004	0.368	0.012	0.897	W	

Values for elemental uranium are reported in µg/filter, g, or mL. pCi/g or mL=Bq x 0.027
Evaluation: A=Acceptable, W=Acceptable with Warning, N=Not Acceptable

If the evaluation system is not appropriate for the types of analyses performed in your lab, apply a site specific evaluation.

QAP 53 Results by Laboratory**Lab:** OS Oregon Health Division Radiation Controls Section, Portland

No. Test	Radionuclide	Reported Value	Reported Error	EML Value	EML Error	Reported EML	Evaluation	QAP 52 Evaluation
Matrix: AI Air Filter Bq / filter								
1	CO57	16.000	1.200	14.550	0.460	1.100	A	W
2	CO57	16.000	1.200	14.550	0.460	1.100	A	W
1	CO60	8.410	0.190	8.430	0.480	0.998	A	W
2	CO60	8.520	0.180	8.430	0.480	1.011	A	W
1	CS137	7.740	0.430	7.410	0.360	1.045	A	W
2	CS137	7.560	0.420	7.410	0.360	1.020	A	W
1	MN54	45.200	2.000	43.200	1.300	1.046	A	A
2	MN54	44.800	2.000	43.200	1.300	1.037	A	A

Matrix: SO Soil Bq / kg

2	BI212	47.400	11.500	80.500	6.600	0.589	A	
1	BI212	50.000	5.900	80.500	6.600	0.621	A	
1	BI214	98.500	3.300	83.300	4.200	1.182	A	
2	BI214	92.200	4.800	83.300	4.200	1.107	A	
1	CS137	1137.000	47.000	1020.000	51.000	1.115	A	
2	CS137	1130.000	47.000	1020.000	51.000	1.108	A	
2	K40	963.000	45.000	713.000	38.000	1.351	W	
1	K40	944.000	35.000	713.000	38.000	1.324	W	
1	PB212	45.500	7.800	79.300	4.300	0.574	N	
2	PB212	38.900	9.300	79.300	4.300	0.491	N	

Matrix: WA Water Bq / L

2	CO60	78.500	1.700	73.700	2.900	1.065	A	A
1	CO60	77.000	1.600	73.700	2.900	1.045	A	A
2	CS137	70.700	3.600	67.000	3.500	1.055	A	A
1	CS137	71.400	3.600	67.000	3.500	1.066	A	A

Values for elemental uranium are reported in µg/filter, g, or mL. pCi/g or mL=Bq x 0.027**Evaluation:** A=Acceptable, W=Acceptable with Warning, N=Not Acceptable

If the evaluation system is not appropriate for the types of analyses performed in your lab, apply a site specific evaluation.

QAP 53 Results by Laboratory**Lab:** OT ORNL Radioactive Material Analysis Lab

No. Test	Radionuclide	Reported Value	Reported Error	EML Value	EML Error	Reported EML	Evaluation	QAP 52 Evaluation
Matrix: AI Air Filter Bq / filter								
1	AM241	0.020	0.007	0.032	0.001	0.625	N	N
1	Bq U	0.060	0.009	0.083	0.004	0.723	N	N
1	CO57	15.000	1.000	14.550	0.460	1.031	A	W
1	CO60	8.900	0.200	8.430	0.480	1.056	A	W
1	CS137	8.300	0.200	7.410	0.360	1.120	A	W
1	GROSS ALPHA	2.000	0.100	2.350	0.150	0.851	A	A
1	GROSS BETA	1.800	0.100	1.520	0.150	1.184	A	A
1	MN54	49.000	1.000	43.200	1.300	1.134	A	W
1	PU238	0.040	0.005	0.045	0.001	0.889	A	N
1	PU239	0.060	0.006	0.074	0.007	0.811	W	N
1	SR90	0.680	0.060	1.640	0.110	0.415	N	
Matrix: SO Soil Bq / kg								
1	AC228	72.000	8.000	80.200	3.600	0.898	A	A
1	AM241	20.000	4.000	8.270	0.700	2.418	W	
1	BI212	76.000	20.000	80.500	6.600	0.944	A	A
1	BI214	81.000	11.000	83.300	4.200	0.972	A	A
1	CS137	994.000	8.000	1020.000	51.000	0.975	A	A
1	K40	716.000	37.000	713.000	38.000	1.004	A	A
1	PB212	76.000	20.000	79.300	4.300	0.958	A	A
1	PB214	81.000	11.000	86.300	4.300	0.939	A	A
1	PU239	15.000	1.000	16.800	0.300	0.893	A	A
1	SR90	13.000	2.000	50.400	2.000	0.258	N	A
Matrix: VE Vegetation Bq / kg								
1	AM241	6.000	0.500	5.600	0.670	1.071	A	A
1	CM244	3.500	0.400	3.600	0.270	0.972	A	A
1	CO60	32.000	3.000	32.800	1.300	0.976	A	A
1	CS137	838.000	10.000	867.000	44.000	0.967	A	A
1	K40	651.000	41.000	639.000	34.000	1.019	A	A
1	PU239	8.800	0.600	9.600	0.800	0.917	A	W
1	SR90	1193.000	100.000	1150.000	94.000	1.037	A	A
Matrix: WA Water Bq / L								
1	AM241	1.300	0.100	1.190	0.045	1.092	A	A
1	Bq U	0.890	0.110	0.916	0.031	0.972	A	A
1	CO60	76.000	2.000	73.700	2.900	1.031	A	A
1	CS137	70.000	2.000	67.000	3.500	1.045	A	A
1	GROSS ALPHA	1063.000	51.000	1070.000	100.000	0.993	A	A
1	GROSS BETA	1002.000	51.000	950.000	90.000	1.055	A	A
1	PU238	0.760	0.070	0.786	0.011	0.967	A	A
1	PU239	0.610	0.060	0.591	0.021	1.032	A	A
1	SR90	4.600	0.400	4.530	0.120	1.015	A	A

Values for elemental uranium are reported in µg/filter, g, or mL. pCi/g or mL=Bq x 0.027**Evaluation:** A=Acceptable, W=Acceptable with Warning, N=Not Acceptable

If the evaluation system is not appropriate for the types of analyses performed in your lab, apply a site specific evaluation.

QAP 53 Results by Laboratory**Lab:** OU Outreach Laboratory, Broken Arrow, OK

No. Test	Radionuclide	Reported Value	Reported Error	EML Value	EML Error	Reported EML	Evaluation	QAP 52 Evaluation
Matrix: AI Air Filter Bq / filter								
1	CO60	10.200	0.900	8.430	0.480	1.210	W	A
1	CS137	8.580	1.000	7.410	0.360	1.158	A	A
1	GROSS ALPHA	3.000	0.190	2.350	0.150	1.277	W	A
1	GROSS BETA	1.900	0.040	1.520	0.150	1.250	A	A
1	MN54	48.400	6.050	43.200	1.300	1.120	A	A
Matrix: SO Soil Bq / kg								
1	AC228	64.300	5.770	80.200	3.600	0.802	W	W
1	BI214	66.100	6.470	83.300	4.200	0.794	W	A
1	CS137	904.000	28.800	1020.000	51.000	0.886	W	A
1	K40	474.000	65.400	713.000	38.000	0.665	N	A
1	PB212	181.000	5.170	79.300	4.300	2.282	N	A
1	PB214	71.000	12.000	86.300	4.300	0.823	W	N
1	TH234	351.000	24.700	148.000	10.000	2.372	N	A
Matrix: WA Water Bq / L								
1	CO60	78.800	6.230	73.700	2.900	1.069	A	W
1	CS137	70.500	8.420	67.000	3.500	1.052	A	A
1	GROSS ALPHA	830.000	97.500	1070.000	100.000	0.776	W	A
1	GROSS BETA	610.000	59.200	950.000	90.000	0.642	W	A
1	H3	45.000	13.200	91.300	0.300	0.493	N	N
1	U UG	0.030	0.000	0.030	0.001	0.987	A	A

Values for elemental uranium are reported in µg/filter, g, or mL. pCi/g or mL=Bq x 0.027
Evaluation: A=Acceptable, W=Acceptable with Warning, N=Not Acceptable

If the evaluation system is not appropriate for the types of analyses performed in your lab, apply a site specific evaluation.

QAP 53 Results by Laboratory**Lab:** PK Pakistan Institute of Nuclear Science & Technology

No. Test	Radionuclide	Reported Value	Reported Error	EML Value	EML Error	Reported EML	Evaluation	QAP 52 Evaluation
Matrix: AI Air Filter Bq / filter								
1	CO57	15.600	1.200	14.550	0.460	1.072	A	A
1	CO60	7.720	0.230	8.430	0.480	0.916	A	W
1	CS137	8.040	0.120	7.410	0.360	1.085	A	A
1	MN54	45.700	2.200	43.200	1.300	1.058	A	A
Matrix: SO Soil Bq / kg								
1	AC228	77.300	4.200	80.200	3.600	0.964	A	
1	BI214	103.300	10.000	83.300	4.200	1.240	A	
1	CS137	1055.000	26.000	1020.000	51.000	1.034	A	A
1	PB212	67.600	3.200	79.300	4.300	0.852	W	A
1	PB214	9.300	2.300	86.300	4.300	0.108	N	N
1	TH234	223.000	54.000	148.000	10.000	1.507	A	
Matrix: VE Vegetation Bq / kg								
1	CS137	838.100	15.500	867.000	44.000	0.967	A	A
1	K40	533.200	40.800	639.000	34.000	0.834	W	A

Values for elemental uranium are reported in µg/filter, g, or mL. pCi/g or mL=Bq x 0.027

Evaluation: A=Acceptable, W=Acceptable with Warning, N=Not Acceptable

If the evaluation system is not appropriate for the types of analyses performed in your lab, apply a site specific evaluation.

QAP 53 Results by Laboratory**Lab:** PO Institute of Oceanology PAN, Poland

No. Test	Radionuclide	Reported Value	Reported Error	EML Value	EML Error	Reported EML	Evaluation	QAP 52 Evaluation
Matrix: AI Air Filter Bq / filter								
1	AM241	0.070	0.030	0.032	0.001	2.188	W	W
1	CO57	14.000	0.100	14.550	0.460	0.962	A	A
1	CO60	8.050	0.230	8.430	0.480	0.955	A	A
1	CS137	7.250	0.140	7.410	0.360	0.978	A	A
1	MN54	41.200	0.300	43.200	1.300	0.954	A	A
Matrix: SO Soil Bq / kg								
1	AC228	82.300	4.800	80.200	3.600	1.026	A	A
1	AM241	7.780	0.580	8.270	0.700	0.941	A	A
1	BI214	87.100	3.100	83.300	4.200	1.046	A	A
1	CS137	1098.000	7.000	1020.000	51.000	1.076	A	A
1	K40	711.000	23.000	713.000	38.000	0.997	A	A
1	PB214	87.900	2.900	86.300	4.300	1.019	A	A
1	TH234	146.000	8.000	148.000	10.000	0.986	A	A
Matrix: VE Vegetation Bq / kg								
1	AM241	7.830	0.940	5.600	0.670	1.398	A	W
1	CO60	33.800	2.100	32.800	1.300	1.030	A	A
1	CS137	970.000	40.000	867.000	44.000	1.119	A	A
1	K40	651.000	24.000	639.000	34.000	1.019	A	A

Values for elemental uranium are reported in µg/filter, g, or mL. pCi/g or mL=Bq x 0.027

Evaluation: A=Acceptable, W=Acceptable with Warning, N=Not Acceptable

If the evaluation system is not appropriate for the types of analyses performed in your lab, apply a site specific evaluation.

QAP 53 Results by Laboratory**Lab:** PR Princeton Plasma Physics Lab

No. Test	Radionuclide	Reported Value	Reported Error	EML Value	EML Error	Reported EML	Evaluation	QAP 52 Evaluation
---------------------	---------------------	---------------------------	---------------------------	----------------------	----------------------	-------------------------	-------------------	------------------------------

Matrix: WA Water Bq/L

1	H3	98.930	1.650	91.300	0.300	1.084	A	
---	----	--------	-------	--------	-------	-------	---	--

Values for elemental uranium are reported in $\mu\text{g}/\text{filter}$, g, or mL. pCi/g or $\text{mL}=\text{Bq} \times 0.027$

Evaluation: A=Acceptable, W=Acceptable with Warning, N=Not Acceptable

If the evaluation system is not appropriate for the types of analyses performed in your lab, apply a site specific evaluation.

QAP 53 Results by Laboratory**Lab:** PS PA-DEP Bureau of Radiation Protection, Harrisburg

No. Test	Radionuclide	Reported Value	Reported Error	EML Value	EML Error	Reported EML	Evaluation	QAP 52 Evaluation
Matrix: AI Air Filter Bq / filter								
1	CO60	9.210	0.220	8.430	0.480	1.093	A	W
1	CS137	7.880	0.180	7.410	0.360	1.063	A	W
1	GROSS ALPHA	2.950	0.100	2.350	0.150	1.255	W	W
1	GROSS BETA	2.010	0.060	1.520	0.150	1.322	W	A
1	MN54	45.870	0.370	43.200	1.300	1.062	A	W
Matrix: SO Soil Bq / kg								
1	SR90	54.890	6.670	50.400	2.000	1.089	A	
Matrix: VE Vegetation Bq / kg								
1	SR90	1358.080	26.460	1150.000	94.000	1.181	W	
Matrix: WA Water Bq / L								
1	CO60	58.450	1.150	73.700	2.900	0.793	N	A
1	CS137	51.790	0.890	67.000	3.500	0.773	N	A
1	GROSS ALPHA	1030.290	39.970	1070.000	100.000	0.963	A	N
1	GROSS BETA	1067.530	27.850	950.000	90.000	1.124	A	W

Values for elemental uranium are reported in $\mu\text{g}/\text{filter}$, g, or mL. pCi/g or mL=Bq x 0.027

Evaluation: A=Acceptable, W=Acceptable with Warning, N=Not Acceptable

If the evaluation system is not appropriate for the types of analyses performed in your lab, apply a site specific evaluation.

QAP 53 Results by Laboratory**Lab:** RA V. G. Khlopin Radium Institute, St. Petersburg, Russia

No. Test	Radionuclide	Reported Value	Reported Error	EML Value	EML Error	Reported EML	Evaluation	QAP 52 Evaluation
Matrix: AI Air Filter Bq / filter								
1	CO57	15.000	1.000	14.550	0.460	1.031	A	A
2	CO57	14.000	1.000	14.550	0.460	0.962	A	A
1	CO60	8.180	0.490	8.430	0.480	0.970	A	A
2	CO60	8.700	0.600	8.430	0.480	1.032	A	A
1	CS137	8.560	0.620	7.410	0.360	1.155	A	A
2	CS137	7.800	0.500	7.410	0.360	1.053	A	A
2	MN54	44.000	4.000	43.200	1.300	1.019	A	A
1	MN54	44.200	2.900	43.200	1.300	1.023	A	A
1	PU238	0.070	0.010	0.045	0.001	1.556	N	
1	PU239	0.080	0.010	0.074	0.007	1.081	A	
1	SR90	1.240	0.210	1.640	0.110	0.756	W	W
1	U UG	3.300	0.150	3.330	0.140	0.991	A	A

Matrix: SO Soil Bq / kg

2	AC228	87.000	8.000	80.200	3.600	1.085	A	A
1	AC228	79.600	8.000	80.200	3.600	0.993	A	A
2	BI212	84.000	10.000	80.500	6.600	1.043	A	A
1	BI212	87.100	6.800	80.500	6.600	1.082	A	A
1	BI214	77.100	5.800	83.300	4.200	0.926	A	A
2	BI214	73.500	5.000	83.300	4.200	0.882	A	A
1	CS137	1020.000	80.000	1020.000	51.000	1.000	A	A
2	CS137	1090.000	60.000	1020.000	51.000	1.069	A	A
1	K40	740.000	100.000	713.000	38.000	1.038	A	A
2	K40	720.000	100.000	713.000	38.000	1.010	A	A
2	PB212	84.000	14.000	79.300	4.300	1.059	A	W
1	PB212	91.200	7.500	79.300	4.300	1.150	A	W
2	PB214	73.000	4.000	86.300	4.300	0.846	W	A
1	PB214	75.900	6.800	86.300	4.300	0.879	W	A
1	PU238	20.600	4.100	19.100	0.200	1.079	A	
1	PU239	17.800	3.600	16.800	0.300	1.060	A	
1	SR90	45.000	9.000	50.400	2.000	0.893	A	A
1	TH234	90.000	25.000	148.000	10.000	0.608	N	
1	U UG	10.300	0.400	13.200	0.500	0.780	A	A

Matrix: VE Vegetation Bq / kg

1	CO60	28.700	3.200	32.800	1.300	0.875	W	A
2	CO60	35.000	3.000	32.800	1.300	1.067	A	A
1	CS137	876.000	68.000	867.000	44.000	1.010	A	A
2	CS137	910.000	60.000	867.000	44.000	1.050	A	A
2	K40	650.000	100.000	639.000	34.000	1.017	A	A
1	K40	620.000	90.000	639.000	34.000	0.970	A	A
1	PU238	0.740	0.180	0.700	0.010	1.057	A	
1	PU239	8.800	1.800	9.600	0.800	0.917	A	
1	SR90	1000.000	150.000	1150.000	94.000	0.870	A	A

Values for elemental uranium are reported in µg/filter, g, or mL. pCi/g or mL=Bq x 0.027**Evaluation:** A=Acceptable, W=Acceptable with Warning, N=Not Acceptable

If the evaluation system is not appropriate for the types of analyses performed in your lab, apply a site specific evaluation.

QAP 53 Results by Laboratory**Lab:** RC US NRC Region I Laboratory, PA

No. Test	Radionuclide	Reported Value	Reported Error	EML Value	EML Error	Reported EML	Evaluation	QAP 52 Evaluation
Matrix: AI Air Filter Bq / filter								
1	CO57	14.800	0.400	14.550	0.460	1.017	A	A
1	CO60	9.000	0.300	8.430	0.480	1.068	A	A
1	CS137	7.800	0.700	7.410	0.360	1.053	A	A
1	GROSS ALPHA	2.780	0.280	2.350	0.150	1.183	A	A
1	GROSS BETA	1.620	0.160	1.520	0.150	1.066	A	A
1	MN54	44.800	1.500	43.200	1.300	1.037	A	A
Matrix: SO Soil Bq / kg								
1	CS137	1050.000	40.000	1020.000	51.000	1.029	A	N
1	K40	790.000	40.000	713.000	38.000	1.108	A	A
Matrix: WA Water Bq / L								
1	CO60	73.000	3.000	73.700	2.900	0.991	A	A
1	CS137	65.000	2.000	67.000	3.500	0.970	A	A
1	H3	107.000	6.000	91.300	0.300	1.172	A	A

Values for elemental uranium are reported in µg/filter, g, or mL. pCi/g or mL=Bq x 0.027

Evaluation: A=Acceptable, W=Acceptable with Warning, N=Not Acceptable

If the evaluation system is not appropriate for the types of analyses performed in your lab, apply a site specific evaluation.

QAP 53 Results by Laboratory**Lab:** RG Thermo Nutech Rocky Flats Plant, Golden

No. Test	Radionuclide	Reported Value	Reported Error	EML Value	EML Error	Reported EML	Evaluation	QAP 52 Evaluation
Matrix: WA Water Bq/L								
1	GROSS ALPHA	1003.000	44.000	1070.000	100.000	0.937	A	
1	GROSS BETA	883.000	34.000	950.000	90.000	0.929	A	

Values for elemental uranium are reported in µg/filter, g, or mL. pCi/g or mL=Bq x 0.027

Evaluation: A=Acceptable, W=Acceptable with Warning, N=Not Acceptable

If the evaluation system is not appropriate for the types of analyses performed in your lab, apply a site specific evaluation.

QAP 53 Results by Laboratory**Lab:** RI Waste Management Services of Hanford, Inc., 222S Lab

No. Test	Radionuclide	Reported Value	Reported Error	EML Value	EML Error	Reported EML	Evaluation	QAP 52 Evaluation
Matrix: AI Air Filter Bq / filter								
1	AM241	0.040	0.007	0.032	0.001	1.250	A	A
1	CO57	13.700	0.630	14.550	0.460	0.942	A	A
1	CO60	7.600	0.690	8.430	0.480	0.902	A	W
1	CS137	8.230	1.160	7.410	0.360	1.111	A	W
1	MN54	43.600	1.780	43.200	1.300	1.009	A	A
1	PU238	0.050	0.006	0.045	0.001	1.111	A	A
1	PU239	0.080	0.008	0.074	0.007	1.081	A	W
1	SR90	1.570	0.060	1.640	0.110	0.957	A	A

Matrix: SO Soil Bq / kg

1	AC228	84.600	14.000	80.200	3.600	1.055	A	A
1	CS137	1070.000	16.000	1020.000	51.000	1.049	A	A
1	PB212	89.500	6.590	79.300	4.300	1.129	A	A
1	PU239	16.600	1.350	16.800	0.300	0.988	A	N
1	SR90	41.300	3.590	50.400	2.000	0.819	A	N
1	U UG	8.480	0.130	13.200	0.500	0.642	W	A
2	U UG	8.440	0.450	13.200	0.500	0.639	W	A
3	U UG	8.500	0.160	13.200	0.500	0.644	W	A

Matrix: VE Vegetation Bq / kg

1	AM241	6.010	0.500	5.600	0.670	1.073	A	W
1	CM244	3.760	0.350	3.600	0.270	1.044	A	A
1	CO60	32.400	4.080	32.800	1.300	0.988	A	A
1	CS137	886.000	15.500	867.000	44.000	1.022	A	A
1	PU239	11.400	0.920	9.600	0.800	1.187	W	N
1	SR90	1150.000	11.500	1150.000	94.000	1.000	A	A

Matrix: WA Water Bq / L

1	AM241	0.650	0.040	1.190	0.045	0.546	N	W
1	CO60	70.900	1.680	73.700	2.900	0.962	A	A
1	CS137	68.500	2.270	67.000	3.500	1.022	A	A
1	GROSS ALPHA	927.000	31.500	1070.000	100.000	0.866	A	W
1	GROSS BETA	1080.000	30.200	950.000	90.000	1.137	A	A
1	H3	74.400	3.310	91.300	0.300	0.815	W	W
1	PU238	0.740	0.050	0.786	0.011	0.941	A	A
1	PU239	0.560	0.040	0.591	0.021	0.948	A	A
1	SR90	4.830	0.200	4.530	0.120	1.066	A	A
2	U UG	0.020	0.001	0.030	0.001	0.658	N	A
3	U UG	0.020	0.001	0.030	0.001	0.658	N	A
1	U UG	0.020	0.001	0.030	0.001	0.658	N	A

Values for elemental uranium are reported in µg/filter, g, or mL. pCi/g or mL=Bq x 0.027**Evaluation:** A=Acceptable, W=Acceptable with Warning, N=Not Acceptable

If the evaluation system is not appropriate for the types of analyses performed in your lab, apply a site specific evaluation.

QAP 53 Results by Laboratory**Lab:** RK Rock Island Arsenal, Illinois

No. Test	Radionuclide	Reported Value	Reported Error	EML Value	EML Error	Reported EML	Evaluation	QAP 52 Evaluation
Matrix: AI Air Filter Bq / filter								
1	GROSS ALPHA	1.780	0.230	2.350	0.150	0.757	W	W
1	GROSS BETA	1.640	0.110	1.520	0.150	1.079	A	A

Values for elemental uranium are reported in $\mu\text{g}/\text{filter}$, g, or mL. pCi/g or mL=Bq x 0.027

Evaluation: A=Acceptable, W=Acceptable with Warning, N=Not Acceptable

If the evaluation system is not appropriate for the types of analyses performed in your lab, apply a site specific evaluation.

QAP 53 Results by Laboratory**Lab:** RM RMI Environmental Services, Ashtabula, Ohio

No. Test	Radionuclide	Reported Value	Reported Error	EML Value	EML Error	Reported EML	Evaluation	QAP 52 Evaluation
Matrix: AI Air Filter Bq / filter								
1	CO57	14.000	2.000	14.550	0.460	0.962	A	A
1	CO60	8.700	1.200	8.430	0.480	1.032	A	A
1	CS137	8.000	1.200	7.410	0.360	1.080	A	A
1	GROSS ALPHA	5.000	2.000	2.350	0.150	2.128	N	
1	GROSS BETA	2500.000	130.000	1.520	0.150	1,644.737	N	
1	MN54	41.000	5.000	43.200	1.300	0.949	A	A
1	U UG	4.400	0.500	3.330	0.140	1.321	W	A

Matrix: SO Soil Bq / kg

1	AC228	75.000	10.000	80.200	3.600	0.935	A	A
1	BI212	72.000	10.000	80.500	6.600	0.894	A	A
1	BI214	79.000	12.000	83.300	4.200	0.948	A	A
1	Bq U	161.000	22.000	327.000	11.000	0.492	N	A
1	CS137	1040.000	140.000	1020.000	51.000	1.020	A	A
1	K40	750.000	100.000	713.000	38.000	1.052	A	A
1	PB212	72.000	10.000	79.300	4.300	0.908	A	A
1	PB214	79.000	12.000	86.300	4.300	0.915	A	A
1	TH234	127.000	26.000	148.000	10.000	0.858	A	A
1	U UG	11.400	1.200	13.200	0.500	0.864	A	A
1	U234	125.000	10.000	157.000	10.000	0.796	W	A
1	U238	126.000	9.000	163.000	10.000	0.773	W	A

Matrix: WA Water Bq / L

1	Bq U	0.880	0.160	0.916	0.031	0.961	A	
1	CO60	69.000	9.000	73.700	2.900	0.936	A	A
1	CS137	63.000	8.000	67.000	3.500	0.940	A	A
1	U UG	0.029	0.002	0.030	0.001	0.953	A	A
1	U234	0.440	0.070	0.481	0.023	0.915	A	
1	U238	0.370	0.060	0.368	0.012	1.005	A	

Values for elemental uranium are reported in µg/filter, g, or mL. pCi/g or mL=Bq x 0.027**Evaluation:** A=Acceptable, W=Acceptable with Warning, N=Not Acceptable

If the evaluation system is not appropriate for the types of analyses performed in your lab, apply a site specific evaluation.

QAP 53 Results by Laboratory**Lab:** SA Sandia Labs Radioactive Sample Diag. Prog., NM

No. Test	Radionuclide	Reported Value	Reported Error	EML Value	EML Error	Reported EML	Evaluation	QAP 52 Evaluation
Matrix: AI Air Filter Bq / filter								
1	CO57	13.800	1.600	14.550	0.460	0.948	A	A
1	CO60	8.060	0.620	8.430	0.480	0.956	A	A
1	CS137	7.290	1.020	7.410	0.360	0.984	A	A
1	GROSS ALPHA	2.700	0.280	2.350	0.150	1.149	A	A
2	GROSS ALPHA	2.110	0.110	2.350	0.150	0.898	A	A
2	GROSS BETA	1.320	0.170	1.520	0.150	0.868	W	A
1	GROSS BETA	1.580	0.290	1.520	0.150	1.039	A	A
1	MN54	44.800	5.900	43.200	1.300	1.037	A	A
1	U UG	2.120	0.110	3.330	0.140	0.637	N	N

Matrix: SO Soil Bq / kg

1	CS137	1001.000	57.000	1020.000	51.000	0.981	A	A
1	K40	722.000	22.000	713.000	38.000	1.013	A	A
1	U UG	9.360	1.470	13.200	0.500	0.709	A	A

Matrix: WA Water Bq / L

1	CO60	77.900	8.500	73.700	2.900	1.057	A	A
1	CS137	69.800	8.300	67.000	3.500	1.042	A	A
1	GROSS ALPHA	1137.000	83.000	1070.000	100.000	1.063	A	A
1	GROSS BETA	967.000	95.000	950.000	90.000	1.018	A	W
2	H3	68.000	18.000	91.300	0.300	0.745	W	
1	H3	67.000	16.000	91.300	0.300	0.734	N	
1	U UG	0.020	0.002	0.030	0.001	0.658	N	A

Values for elemental uranium are reported in µg/filter, g, or mL. pCi/g or mL=Bq x 0.027
Evaluation: A=Acceptable, W=Acceptable with Warning, N=Not Acceptable

If the evaluation system is not appropriate for the types of analyses performed in your lab, apply a site specific evaluation.

QAP 53 Results by Laboratory**Lab:** SB SC Dept. of Health and Environment Control Radiological Lab

No. Test	Radionuclide	Reported Value	Reported Error	EML Value	EML Error	Reported EML	Evaluation	QAP 52 Evaluation
Matrix: AI Air Filter Bq / filter								
1	CO60	9.780	0.720	8.430	0.480	1.160	W	W
1	CS137	9.260	1.420	7.410	0.360	1.250	W	W
1	GROSS ALPHA	2.780	0.110	2.350	0.150	1.183	A	A
1	GROSS BETA	1.370	0.070	1.520	0.150	0.901	A	A
1	MN54	54.950	9.180	43.200	1.300	1.272	W	W
Matrix: SO Soil Bq / kg								
1	AM241	13.790	3.090	8.270	0.700	1.667	W	
1	CS137	1207.000	140.900	1020.000	51.000	1.183	W	A
1	K40	796.600	76.600	713.000	38.000	1.117	A	A
1	PB212	103.200	11.400	79.300	4.300	1.301	W	
1	PB214	112.100	9.140	86.300	4.300	1.299	A	
Matrix: VE Vegetation Bq / kg								
1	AM241	9.900	3.160	5.600	0.670	1.768	W	
1	CO60	44.770	3.590	32.800	1.300	1.365	W	A
1	CS137	1247.000	145.800	867.000	44.000	1.438	N	A
1	K40	926.500	92.400	639.000	34.000	1.450	N	A
Matrix: WA Water Bq / L								
1	AM241	1.600	0.570	1.190	0.045	1.345	W	
1	CO60	70.860	4.790	73.700	2.900	0.961	A	A
1	CS137	64.010	7.040	67.000	3.500	0.955	A	A
1	GROSS ALPHA	1080.000	36.200	1070.000	100.000	1.009	A	A
1	GROSS BETA	882.100	25.100	950.000	90.000	0.929	A	A
1	H3	114.000	8.050	91.300	0.300	1.249	A	A

Values for elemental uranium are reported in µg/filter, g, or mL. pCi/g or mL=Bq x 0.027
Evaluation: A=Acceptable, W=Acceptable with Warning, N=Not Acceptable

If the evaluation system is not appropriate for the types of analyses performed in your lab, apply a site specific evaluation.

QAP 53 Results by Laboratory**Lab:** SE Defence Research Establishment of Sweden (FOA)

No. Test	Radionuclide	Reported Value	Reported Error	EML Value	EML Error	Reported EML	Evaluation	QAP 52 Evaluation
Matrix: AI Air Filter Bq / filter								
1	AM241	0.070	0.002	0.032	0.001	2.188	W	W
1	CO57	13.700	0.400	14.550	0.460	0.942	A	A
1	CO60	7.400	0.200	8.430	0.480	0.878	A	A
1	CS137	7.000	0.200	7.410	0.360	0.945	A	A
1	MN54	39.000	1.200	43.200	1.300	0.903	A	A
1	PU238	0.040	0.003	0.045	0.001	0.889	A	N
1	PU239	0.070	0.004	0.074	0.007	0.946	A	A

Matrix: SO Soil Bq / kg

1	AC228	71.200	2.100	80.200	3.600	0.888	W	A
1	AM241	10.400	0.600	8.270	0.700	1.258	A	A
1	BI214	80.500	2.400	83.300	4.200	0.966	A	A
1	CS137	1053.000	31.600	1020.000	51.000	1.032	A	A
1	K40	638.000	19.200	713.000	38.000	0.895	W	A
1	PB212	73.000	2.200	79.300	4.300	0.921	A	A
1	PU238	17.000	0.600	19.100	0.200	0.890	A	A
1	PU239	17.200	0.600	16.800	0.300	1.024	A	A
1	SR90	51.200	1.700	50.400	2.000	1.016	A	A
1	U234	158.000	3.000	157.000	10.000	1.006	A	A
1	U238	167.000	3.000	163.000	10.000	1.025	A	A

Matrix: VE Vegetation Bq / kg

1	AM241	6.300	0.300	5.600	0.670	1.125	A	W
1	CM244	3.800	0.200	3.600	0.270	1.056	A	
1	CO60	31.400	1.000	32.800	1.300	0.957	A	A
1	CS137	881.000	26.400	867.000	44.000	1.016	A	A
1	K40	582.000	20.000	639.000	34.000	0.911	A	A
1	PU238	0.640	0.060	0.700	0.010	0.914	A	A
1	PU239	8.500	0.300	9.600	0.800	0.885	A	A
1	SR90	1180.000	20.000	1150.000	94.000	1.026	A	

Values for elemental uranium are reported in µg/filter, g, or mL. pCi/g or mL=Bq x 0.027**Evaluation:** A=Acceptable, W=Acceptable with Warning, N=Not Acceptable

If the evaluation system is not appropriate for the types of analyses performed in your lab, apply a site specific evaluation.

QAP 53 Results by Laboratory**Lab:** SI Jozef Stefan Institute, Slovenia

No. Test	Radionuclide	Reported Value	Reported Error	EML Value	EML Error	Reported EML	Evaluation	QAP 52 Evaluation
Matrix: AI Air Filter Bq / filter								
1	AM241	0.030	0.009	0.032	0.001	0.937	A	A
1	CO57	14.200	0.400	14.550	0.460	0.976	A	A
1	CO60	8.510	0.170	8.430	0.480	1.009	A	A
1	CS137	7.470	0.160	7.410	0.360	1.008	A	A
1	MN54	43.200	1.000	43.200	1.300	1.000	A	A
Matrix: SO Soil Bq / kg								
1	AC228	85.600	2.500	80.200	3.600	1.067	A	A
1	AM241	8.300	1.100	8.270	0.700	1.004	A	A
1	BI212	77.300	1.600	80.500	6.600	0.960	A	A
1	BI214	82.100	3.500	83.300	4.200	0.986	A	W
2	BI214	111.000	3.000	83.300	4.200	1.333	W	W
1	CS137	998.000	21.000	1020.000	51.000	0.978	A	A
1	K40	671.000	15.000	713.000	38.000	0.941	A	A
1	PB212	81.300	2.300	79.300	4.300	1.025	A	A
2	PB214	109.000	3.000	86.300	4.300	1.263	A	A
1	PB214	76.600	3.000	86.300	4.300	0.888	W	A
1	U238	160.000	22.000	163.000	10.000	0.982	A	W
Matrix: VE Vegetation Bq / kg								
1	AM241	6.100	0.500	5.600	0.670	1.089	A	A
1	CO60	32.100	0.700	32.800	1.300	0.979	A	A
1	CS137	841.000	18.000	867.000	44.000	0.970	A	A
1	K40	612.000	15.000	639.000	34.000	0.958	A	A
Matrix: WA Water Bq / L								
1	AM241	1.200	0.150	1.190	0.045	1.008	A	A
1	CO60	69.900	1.400	73.700	2.900	0.948	A	A
1	CS137	63.300	1.300	67.000	3.500	0.945	A	A

Values for elemental uranium are reported in µg/filter, g, or mL. pCi/g or mL=Bq x 0.027
Evaluation: A=Acceptable, W=Acceptable with Warning, N=Not Acceptable

If the evaluation system is not appropriate for the types of analyses performed in your lab, apply a site specific evaluation.

QAP 53 Results by Laboratory**Lab:** SK Savannah River Plant

No. Test	Radionuclide	Reported Value	Reported Error	EML Value	EML Error	Reported EML	Evaluation	QAP 52 Evaluation
Matrix: SO Soil Bq/kg								
1	AC228	89.400	10.400	80.200	3.600	1.115	A	A
1	AM241	12.500	2.200	8.270	0.700	1.511	A	W
1	BI212	98.800	21.000	80.500	6.600	1.227	W	A
1	BI214	100.000	13.000	83.300	4.200	1.200	A	A
1	CS137	1155.000	144.000	1020.000	51.000	1.132	A	W
1	K40	734.000	90.000	713.000	38.000	1.029	A	A
1	PB212	103.000	14.000	79.300	4.300	1.299	W	A
1	PB214	106.000	14.000	86.300	4.300	1.228	A	A
1	TH234	116.000	18.000	148.000	10.000	0.784	W	

Matrix: VE Vegetation Bq/kg

1	AM241	6.200	2.000	5.600	0.670	1.107	A	A
1	CO60	35.200	6.400	32.800	1.300	1.073	A	A
1	CS137	913.000	110.000	867.000	44.000	1.053	A	A
1	K40	628.000	80.000	639.000	34.000	0.983	A	A

Matrix: WA Water Bq/L

1	AM241	1.470	0.080	1.190	0.045	1.235	W	A
1	CO60	71.100	12.000	73.700	2.900	0.965	A	W
1	CS137	62.100	7.400	67.000	3.500	0.927	A	A
1	PU238	0.720	0.020	0.786	0.011	0.916	A	A
1	PU239	0.570	0.020	0.591	0.021	0.964	A	A

Values for elemental uranium are reported in µg/filter, g, or mL. pCi/g or mL=Bq x 0.027
Evaluation: A=Acceptable, W=Acceptable with Warning, N=Not Acceptable

If the evaluation system is not appropriate for the types of analyses performed in your lab, apply a site specific evaluation.

QAP 53 Results by Laboratory**Lab:** SL Stanford Linear Accelerator Center

No. Test	Radionuclide	Reported Value	Reported Error	EML Value	EML Error	Reported EML	Evaluation	QAP 52 Evaluation
Matrix: WA Water Bq/L								
1	CO60	68.000	5.000	73.700	2.900	0.923	A	A
1	CS137	62.000	5.000	67.000	3.500	0.925	A	A
1	H3	105.000	5.000	91.300	0.300	1.150	A	A

Values for elemental uranium are reported in $\mu\text{g}/\text{filter}$, g, or mL. pCi/g or mL=Bq x 0.027

Evaluation: A=Acceptable, W=Acceptable with Warning, N=Not Acceptable

If the evaluation system is not appropriate for the types of analyses performed in your lab, apply a site specific evaluation.

QAP 53 Results by Laboratory**Lab:** SN Sanford Cohen Associates, Inc., Montgomery, AL

No. Test	Radionuclide	Reported Value	Reported Error	EML Value	EML Error	Reported EML	Evaluation	QAP 52 Evaluation
Matrix: AI Air Filter Bq / filter								
1	AM241	0.030	0.008	0.032	0.001	0.937	A	W
1	Bq U	0.080	0.010	0.083	0.004	0.964	A	A
1	GROSS ALPHA	2.980	0.150	2.350	0.150	1.268	W	
1	GROSS BETA	1.860	0.190	1.520	0.150	1.224	A	
1	PU238	0.050	0.010	0.045	0.001	1.111	A	A
1	PU239	0.070	0.010	0.074	0.007	0.946	A	A
Matrix: SO Soil Bq / kg								
1	AC228	93.000	62.000	80.200	3.600	1.160	A	A
1	BI212	62.400	30.200	80.500	6.600	0.775	A	
1	BI214	76.600	21.600	83.300	4.200	0.920	A	A
1	Bq U	274.600	35.200	327.000	11.000	0.840	A	A
1	CS137	1156.000	109.000	1020.000	51.000	1.133	A	A
1	K40	921.000	160.000	713.000	38.000	1.292	W	A
1	PB212	82.200	27.800	79.300	4.300	1.037	A	A
1	PB214	86.500	47.200	86.300	4.300	1.002	A	A
1	PU239	18.800	5.000	16.800	0.300	1.119	A	A
1	SR90	37.300	4.400	50.400	2.000	0.740	W	A
Matrix: VE Vegetation Bq / kg								
1	AM241	5.820	2.890	5.600	0.670	1.039	A	A
1	CM244	4.610	2.520	3.600	0.270	1.281	A	A
1	CO60	39.500	7.000	32.800	1.300	1.204	A	A
1	CS137	902.000	85.000	867.000	44.000	1.040	A	
1	K40	838.000	148.000	639.000	34.000	1.311	W	A
1	PU239	7.960	3.130	9.600	0.800	0.829	W	
1	SR90	1338.000	28.000	1150.000	94.000	1.163	W	
Matrix: WA Water Bq / L								
1	AM241	1.250	0.200	1.190	0.045	1.050	A	A
1	CO60	68.500	6.200	73.700	2.900	0.929	A	A
1	CS137	59.500	5.400	67.000	3.500	0.888	W	A
1	GROSS ALPHA	1122.000	60.000	1070.000	100.000	1.049	A	A
1	GROSS BETA	1034.000	106.000	950.000	90.000	1.088	A	W
1	H3	110.000	7.000	91.300	0.300	1.205	A	A
1	PU238	0.720	0.120	0.786	0.011	0.916	A	A
1	PU239	0.580	0.100	0.591	0.021	0.981	A	A
1	SR90	0.100	0.008	4.530	0.120	0.022	N	W

Values for elemental uranium are reported in µg/filter, g, or mL. pCi/g or mL=Bq x 0.027
Evaluation: A=Acceptable, W=Acceptable with Warning, N=Not Acceptable

If the evaluation system is not appropriate for the types of analyses performed in your lab, apply a site specific evaluation.

QAP 53 Results by Laboratory**Lab:** SR Savannah River Environmental Laboratory

No. Test	Radionuclide	Reported Value	Reported Error	EML Value	EML Error	Reported EML	Evaluation	QAP 52 Evaluation
Matrix: AI Air Filter Bq / filter								
1	AM241	0.030	0.006	0.032	0.001	0.937	A	A
1	CO57	16.000	1.000	14.550	0.460	1.100	A	A
1	CO60	9.340	0.630	8.430	0.480	1.108	A	W
1	CS137	8.040	0.940	7.410	0.360	1.085	A	A
1	GROSS ALPHA	2.690	0.140	2.350	0.150	1.145	A	A
1	GROSS BETA	1.320	0.170	1.520	0.150	0.868	W	A
1	MN54	46.700	4.500	43.200	1.300	1.081	A	A
1	PU238	0.040	0.007	0.045	0.001	0.889	A	A
1	PU239	0.070	0.010	0.074	0.007	0.946	A	A
1	SR90	1.280	0.130	1.640	0.110	0.780	W	A
1	U234	0.040	0.006	0.041	0.003	0.976	A	A
1	U238	0.040	0.006	0.041	0.002	0.976	A	A

Matrix: SO Soil Bq / kg

1	AC228	83.700	5.600	80.200	3.600	1.044	A	A
1	AM241	15.500	2.500	8.270	0.700	1.874	W	
1	BI212	58.600	12.500	80.500	6.600	0.728	A	A
1	BI214	86.500	6.300	83.300	4.200	1.038	A	A
1	CS137	1070.000	110.000	1020.000	51.000	1.049	A	A
1	K40	729.000	71.000	713.000	38.000	1.022	A	A
1	PB212	71.000	6.000	79.300	4.300	0.895	W	A
1	PB214	86.000	7.200	86.300	4.300	0.997	A	A
1	PU239	17.400	2.900	16.800	0.300	1.036	A	A
1	SR90	53.000	11.000	50.400	2.000	1.052	A	W
1	TH234	113.000	23.000	148.000	10.000	0.764	W	A
1	U234	155.000	24.000	157.000	10.000	0.987	A	N
1	U238	163.000	24.000	163.000	10.000	1.000	A	N

Matrix: VE Vegetation Bq / kg

1	AM241	6.100	0.830	5.600	0.670	1.089	A	A
1	CM244	3.610	0.520	3.600	0.270	1.003	A	A
1	CO60	35.400	2.600	32.800	1.300	1.079	A	W
1	CS137	921.000	92.000	867.000	44.000	1.062	A	N
1	K40	670.000	68.000	639.000	34.000	1.049	A	N
1	PU239	8.910	1.320	9.600	0.800	0.928	A	W
1	SR90	1502.000	150.000	1150.000	94.000	1.306	N	A

Matrix: WA Water Bq / L

1	AM241	1.090	0.150	1.190	0.045	0.916	A	A
1	CO60	73.800	4.400	73.700	2.900	1.001	A	A
1	CS137	66.700	6.700	67.000	3.500	0.996	A	A
1	GROSS ALPHA	1155.000	134.000	1070.000	100.000	1.079	A	W
1	GROSS BETA	1118.000	114.000	950.000	90.000	1.177	A	A

Values for elemental uranium are reported in µg/filter, g, or mL. pCi/g or mL=Bq x 0.027**Evaluation:** A=Acceptable, W=Acceptable with Warning, N=Not Acceptable

If the evaluation system is not appropriate for the types of analyses performed in your lab, apply a site specific evaluation.

QAP 53 Results by Laboratory**Lab:** SR Savannah River Environmental Laboratory

No. Test	Radionuclide	Reported Value	Reported Error	EML Value	EML Error	Reported EML	Evaluation	QAP 52 Evaluation
Matrix: WA Water Bq/L								
1	H3	114.000	14.000	91.300	0.300	1.249	A	A
1	PU238	0.660	0.110	0.786	0.011	0.840	W	A
1	PU239	0.530	0.080	0.591	0.021	0.897	W	A
1	SR90	4.240	0.910	4.530	0.120	0.936	A	A
1	U234	0.360	0.060	0.481	0.023	0.748	N	A
1	U238	0.290	0.050	0.368	0.012	0.788	N	A

Values for elemental uranium are reported in µg/filter, g, or mL. pCi/g or mL=Bq x 0.027

Evaluation: A=Acceptable, W=Acceptable with Warning, N=Not Acceptable

If the evaluation system is not appropriate for the types of analyses performed in your lab, apply a site specific evaluation.

QAP 53 Results by Laboratory**Lab:** ST SC DHEC, Aiken, South Carolina

No. Test	Radionuclide	Reported Value	Reported Error	EML Value	EML Error	Reported EML	Evaluation	QAP 52 Evaluation
Matrix: WA Water Bq/L								
1	H3	105.740	6.390	91.300	0.300	1.158	A	A

Values for elemental uranium are reported in $\mu\text{g}/\text{filter}$, g, or mL. $\text{pCi/g or mL}=\text{Bq} \times 0.027$

Evaluation: A=Acceptable, W=Acceptable with Warning, N=Not Acceptable

If the evaluation system is not appropriate for the types of analyses performed in your lab, apply a site specific evaluation.

QAP 53 Results by Laboratory**Lab:** SW Southwest Research Institute, San Antonio, TX

No. Test	Radionuclide	Reported Value	Reported Error	EML Value	EML Error	Reported EML	Evaluation	QAP 52 Evaluation
Matrix: AI Air Filter Bq / filter								
1	CO57	14.040	1.470	14.550	0.460	0.965	A	W
1	CO60	7.680	0.690	8.430	0.480	0.911	A	N
1	CS137	7.710	1.660	7.410	0.360	1.040	A	N
1	GROSS ALPHA	3.170	0.110	2.350	0.150	1.349	W	A
1	GROSS BETA	1.460	0.060	1.520	0.150	0.961	A	A
1	MN54	40.400	21.300	43.200	1.300	0.935	A	W
1	U238	3.450		0.041	0.002	84.146	N	

Matrix: SO Soil Bq / kg

1	AC228	57.550	9.490	80.200	3.600	0.718	N	A
1	AM241	30.680	7.290	8.270	0.700	3.710	N	N
1	BI212	65.370	26.350	80.500	6.600	0.812	A	N
1	BI214	12.740	4.610	83.300	4.200	0.153	N	W
1	CS137	386.000	82.000	1020.000	51.000	0.378	N	W
1	K40	60.950	26.030	713.000	38.000	0.085	N	A
1	PB212	41.950	8.150	79.300	4.300	0.529	N	W
1	PB214	14.860	6.340	86.300	4.300	0.172	N	A
1	PU239	31.550	5.430	16.800	0.300	1.878	N	A
1	TH234	74.500	92.900	148.000	10.000	0.503	N	A
1	U234	100.500	13.200	157.000	10.000	0.640	N	A
1	U238	12.400		163.000	10.000	0.076	N	A
2	U238	103.700	13.600	163.000	10.000	0.636	W	A

Matrix: WA Water Bq / L

1	AM241	1.060	0.230	1.190	0.045	0.891	W	W
1	CO60	63.270	5.580	73.700	2.900	0.858	W	N
1	CS137	64.230	13.690	67.000	3.500	0.959	A	A
1	H3	95.800	17.900	91.300	0.300	1.049	A	A
1	PU238	1.160	0.120	0.786	0.011	1.476	N	N
1	PU239	0.560	0.070	0.591	0.021	0.948	A	A
1	U238	0.020		0.368	0.012	0.054	N	N

Values for elemental uranium are reported in µg/filter, g, or mL. pCi/g or mL=Bq x 0.027
Evaluation: A=Acceptable, W=Acceptable with Warning, N=Not Acceptable

If the evaluation system is not appropriate for the types of analyses performed in your lab, apply a site specific evaluation.

QAP 53 Results by Laboratory**Lab:** TE Teledyne Isotopes Midwest Lab, Northbrook, IL

No. Test	Radionuclide	Reported Value	Reported Error	EML Value	EML Error	Reported EML	Evaluation	QAP 52 Evaluation
Matrix: AI Air Filter Bq / filter								
1	AM241	0.060	0.010	0.032	0.001	1.875	W	
1	Bq U	0.070	0.010	0.083	0.004	0.843	W	A
1	CO57	16.500	0.600	14.550	0.460	1.134	A	A
1	CO60	9.200	0.400	8.430	0.480	1.091	A	W
1	CS137	8.800	0.500	7.410	0.360	1.188	W	W
1	GROSS ALPHA	2.840	0.010	2.350	0.150	1.209	A	A
1	GROSS BETA	2.080	0.020	1.520	0.150	1.368	W	A
1	MN54	50.200	2.300	43.200	1.300	1.162	A	A
1	PU238	0.030	0.010	0.045	0.001	0.667	W	W
1	PU239	0.080	0.010	0.074	0.007	1.081	A	A
1	SR90	3.300	0.100	1.640	0.110	2.012	W	A
1	U234	0.030	0.001	0.041	0.003	0.732	N	
1	U238	0.030	0.010	0.041	0.002	0.732	N	

Matrix: SO Soil Bq / kg

1	AC228	78.000	1.500	80.200	3.600	0.973	A	A
1	BI212	73.000	3.300	80.500	6.600	0.907	A	A
1	BI214	91.000	4.000	83.300	4.200	1.092	A	A
1	Bq U	254.300	13.000	327.000	11.000	0.778	W	
1	CS137	925.700	14.200	1020.000	51.000	0.908	A	A
1	K40	713.600	7.100	713.000	38.000	1.001	A	A
1	PB212	66.100	4.300	79.300	4.300	0.834	W	A
1	PB214	100.100	3.700	86.300	4.300	1.160	A	A
1	PU239	18.400	0.400	16.800	0.300	1.095	A	A
1	SR90	39.900	5.300	50.400	2.000	0.792	A	W
1	TH234	154.700	9.300	148.000	10.000	1.045	A	

Matrix: VE Vegetation Bq / kg

1	AM241	5.900	1.200	5.600	0.670	1.054	A	A
1	CM244	3.200	0.100	3.600	0.270	0.889	A	
1	CO60	29.400	0.400	32.800	1.300	0.896	A	A
1	CS137	739.300	23.000	867.000	44.000	0.853	W	W
1	K40	597.500	49.300	639.000	34.000	0.935	A	A
1	PU239	4.500	0.200	9.600	0.800	0.469	N	A
1	SR90	1201.500	117.300	1150.000	94.000	1.045	A	W

Matrix: WA Water Bq / L

1	AM241	1.300	0.200	1.190	0.045	1.092	A	W
1	Bq U	0.800	0.100	0.916	0.031	0.873	W	N
1	CO60	71.900	7.200	73.700	2.900	0.976	A	A
1	CS137	62.700	6.300	67.000	3.500	0.936	A	A
1	GROSS ALPHA	1113.700	17.900	1070.000	100.000	1.041	A	W
1	GROSS BETA	1129.400	16.700	950.000	90.000	1.189	A	A

Values for elemental uranium are reported in µg/filter, g, or mL. pCi/g or mL=Bq x 0.027**Evaluation:** A=Acceptable, W=Acceptable with Warning, N=Not Acceptable

If the evaluation system is not appropriate for the types of analyses performed in your lab, apply a site specific evaluation.

QAP 53 Results by Laboratory**Lab:** TE Teledyne Isotopes Midwest Lab, Northbrook, IL

No. Test	Radionuclide	Reported Value	Reported Error	EML Value	EML Error	Reported EML	Evaluation	QAP 52 Evaluation
Matrix: WA Water Bq/L								
1	H3	92.300	8.900	91.300	0.300	1.011	A	N
1	PU238	0.700	0.100	0.786	0.011	0.891	W	W
1	PU239	0.600	0.100	0.591	0.021	1.015	A	A
1	SR90	4.600	0.400	4.530	0.120	1.015	A	W

Values for elemental uranium are reported in $\mu\text{g}/\text{filter}$, g, or mL. pCi/g or mL=Bq x 0.027

Evaluation: A=Acceptable, W=Acceptable with Warning, N=Not Acceptable

If the evaluation system is not appropriate for the types of analyses performed in your lab, apply a site specific evaluation.

QAP 53 Results by Laboratory**Lab:** TI Teledyne Brown Engineering Environmental Services, Westwood, NJ

No. Test	Radionuclide	Reported Value	Reported Error	EML Value	EML Error	Reported EML	Evaluation	QAP 52 Evaluation
Matrix: AI Air Filter Bq / filter								
1	CO57	15.200	0.200	14.550	0.460	1.045	A	W
1	CO60	8.790	0.060	8.430	0.480	1.043	A	W
1	CS137	8.260	0.160	7.410	0.360	1.115	A	W
1	GROSS ALPHA	2.310	0.050	2.350	0.150	0.983	A	A
1	GROSS BETA	1.790	0.040	1.520	0.150	1.178	A	W
1	MN54	49.500	1.700	43.200	1.300	1.146	A	W
Matrix: SO Soil Bq / kg								
1	AC228	84.800	4.700	80.200	3.600	1.057	A	
1	BI214	84.000	3.700	83.300	4.200	1.008	A	
1	CS137	1164.000	4.600	1020.000	51.000	1.141	A	N
1	K40	839.200	48.300	713.000	38.000	1.177	A	A
1	PB212	95.500	8.100	79.300	4.300	1.204	A	
1	PB214	92.900	3.800	86.300	4.300	1.076	A	
1	U UG	4.410	1.950	13.200	0.500	0.334	N	
1	U234	117.000	8.330	157.000	10.000	0.745	W	
1	U238	122.000	8.660	163.000	10.000	0.748	W	
Matrix: VE Vegetation Bq / kg								
1	CO60	34.400	3.800	32.800	1.300	1.049	A	A
1	CS137	949.400	8.600	867.000	44.000	1.095	A	A
1	K40	827.400	87.300	639.000	34.000	1.295	W	A
Matrix: WA Water Bq / L								
1	CO60	75.700	1.900	73.700	2.900	1.027	A	A
1	CS137	69.300	2.800	67.000	3.500	1.034	A	A
1	U UG	0.010	0.001	0.030	0.001	0.329	N	A
1	U234	0.390	0.120	0.481	0.023	0.811	W	
1	U238	0.320	0.100	0.368	0.012	0.870	W	

Values for elemental uranium are reported in µg/filter, g, or mL. pCi/g or mL=Bq x 0.027
Evaluation: A=Acceptable, W=Acceptable with Warning, N=Not Acceptable

If the evaluation system is not appropriate for the types of analyses performed in your lab, apply a site specific evaluation.

QAP 53 Results by Laboratory**Lab:** TK Kevin Wright, Kingston, TN

No. Test	Radionuclide	Reported Value	Reported Error	EML Value	EML Error	Reported EML	Evaluation	QAP 52 Evaluation
Matrix: AI Air Filter Bq / filter								
1	CO57	14.350	1.850	14.550	0.460	0.986	A	
2	CO57	14.790	2.860	14.550	0.460	1.016	A	
1	CO60	7.990	1.830	8.430	0.480	0.948	A	
2	CO60	8.420	1.230	8.430	0.480	0.999	A	
1	CS137	7.530	1.430	7.410	0.360	1.016	A	
2	CS137	7.530	1.430	7.410	0.360	1.016	A	
1	MN54	44.470	3.540	43.200	1.300	1.029	A	
2	MN54	41.510	2.860	43.200	1.300	0.961	A	

Matrix: SO Soil Bq / kg

1	AC228	88.470	23.200	80.200	3.600	1.103	A	
1	CS137	1127.800	125.700	1020.000	51.000	1.106	A	
1	TH234	227.200	119.300	148.000	10.000	1.535	A	

Matrix: WA Water Bq / L

2	CO60	75.260	13.640	73.700	2.900	1.021	A	
1	CO60	75.480	12.850	73.700	2.900	1.024	A	
2	CS137	64.600	11.280	67.000	3.500	0.964	A	
1	CS137	62.080	10.220	67.000	3.500	0.927	A	

Values for elemental uranium are reported in µg/filter, g, or mL. pCi/g or mL=Bq x 0.027
Evaluation: A=Acceptable, W=Acceptable with Warning, N=Not Acceptable

If the evaluation system is not appropriate for the types of analyses performed in your lab, apply a site specific evaluation.

QAP 53 Results by Laboratory**Lab:** TM Thermo NUTech Albuquerque Lab, NM

No. Test	Radionuclide	Reported Value	Reported Error	EML Value	EML Error	Reported EML	Evaluation	QAP 52 Evaluation
Matrix: AI Air Filter Bq / filter								
1	AM241	0.020	0.010	0.032	0.001	0.625	N	A
1	CO57	18.250	1.070	14.550	0.460	1.254	W	W
1	CO60	9.570	0.780	8.430	0.480	1.135	W	W
1	CS137	8.800	0.990	7.410	0.360	1.188	W	W
1	GROSS ALPHA	2.780	0.270	2.350	0.150	1.183	A	A
1	GROSS BETA	1.640	0.160	1.520	0.150	1.079	A	W
1	MN54	51.330	3.780	43.200	1.300	1.188	A	W
1	PU238	0.040	0.009	0.045	0.001	0.889	A	A
1	PU239	0.060	0.010	0.074	0.007	0.811	W	W
1	U UG	3.090	0.310	3.330	0.140	0.928	A	A
1	U234	0.040	0.009	0.041	0.003	0.976	A	
1	U238	0.030	0.008	0.041	0.002	0.732	N	

Matrix: SO Soil Bq / kg

1	AC228	76.830	12.170	80.200	3.600	0.958	A	A
1	AM241	8.070	7.670	8.270	0.700	0.976	A	
1	BI212	67.260	21.760	80.500	6.600	0.836	A	A
1	BI214	68.380	20.210	83.300	4.200	0.821	W	A
1	CS137	1008.360	98.270	1020.000	51.000	0.989	A	A
1	K40	620.490	231.540	713.000	38.000	0.870	W	W
1	PB212	93.620	28.120	79.300	4.300	1.181	A	W
1	PB214	72.420	11.130	86.300	4.300	0.839	W	A
1	PU239	15.690	3.140	16.800	0.300	0.934	A	A
1	TH234	165.010	36.750	148.000	10.000	1.115	A	
1	U UG	11.650	0.260	13.200	0.500	0.883	A	W
1	U234	136.270	11.580	157.000	10.000	0.868	A	
1	U238	146.520	12.210	163.000	10.000	0.899	A	

Matrix: VE Vegetation Bq / kg

1	AM241	5.400	0.780	5.600	0.670	0.964	A	A
1	CM244	1.440	0.370	3.600	0.270	0.400	N	
1	CO60	33.890	5.140	32.800	1.300	1.033	A	A
1	CS137	809.430	84.800	867.000	44.000	0.934	A	W
1	PU239	6.590	0.890	9.600	0.800	0.686	W	A
1	SR90	1039.700	2.020	1150.000	94.000	0.904	A	W

Matrix: WA Water Bq / L

1	AM241	1.380	0.130	1.190	0.045	1.160	A	A
1	CO60	73.100	4.070	73.700	2.900	0.992	A	A
1	CS137	66.030	5.880	67.000	3.500	0.986	A	A
1	GROSS ALPHA	895.400	48.020	1070.000	100.000	0.837	A	
1	GROSS BETA	858.400	38.180	950.000	90.000	0.904	A	
1	H3	114.180	14.830	91.300	0.300	1.251	A	W

Values for elemental uranium are reported in µg/filter, g, or mL. pCi/g or mL=Bq x 0.027**Evaluation:** A=Acceptable, W=Acceptable with Warning, N=Not Acceptable

If the evaluation system is not appropriate for the types of analyses performed in your lab, apply a site specific evaluation.

QAP 53 Results by Laboratory**Lab:** TM Thermo NUTech Albuquerque Lab, NM

No. Test	Radionuclide	Reported Value	Reported Error	EML Value	EML Error	Reported EML	Evaluation	QAP 52 Evaluation
Matrix: WA Water Bq/L								
1	PU238	0.720	0.090	0.786	0.011	0.916	A	A
1	PU239	0.600	0.080	0.591	0.021	1.015	A	A
1	SR90	5.440	0.770	4.530	0.120	1.201	W	A
1	U UG	0.020	0.003	0.030	0.001	0.658	N	N
1	U234	0.550	0.070	0.481	0.023	1.143	A	
1	U238	0.340	0.050	0.368	0.012	0.924	A	

Values for elemental uranium are reported in $\mu\text{g}/\text{filter}$, g, or mL. pCi/g or mL=Bq x 0.027

Evaluation: A=Acceptable, W=Acceptable with Warning, N=Not Acceptable

If the evaluation system is not appropriate for the types of analyses performed in your lab, apply a site specific evaluation.

QAP 53 Results by Laboratory**Lab:** TN Thermo NUTech, Richmond, CA

No. Test	Radionuclide	Reported Value	Reported Error	EML Value	EML Error	Reported EML	Evaluation	QAP 52 Evaluation
Matrix: AI Air Filter Bq / filter								
1	AM241	0.030	0.006	0.032	0.001	0.937	A	A
1	CO57	12.370	0.090	14.550	0.460	0.850	A	A
1	CO60	7.360	0.190	8.430	0.480	0.873	A	A
1	CS137	6.580	0.200	7.410	0.360	0.888	A	A
1	GROSS ALPHA	2.210	0.060	2.350	0.150	0.940	A	W
1	GROSS BETA	1.150	0.050	1.520	0.150	0.757	N	A
1	MN54	38.570	0.360	43.200	1.300	0.893	A	A
1	PU238	0.040	0.007	0.045	0.001	0.889	A	A
1	PU239	0.070	0.008	0.074	0.007	0.946	A	A
1	SR90	1.520	0.110	1.640	0.110	0.927	A	A
1	U UG	2.950	0.410	3.330	0.140	0.886	W	A
1	U234	0.030	0.005	0.041	0.003	0.732	N	A
1	U238	0.030	0.005	0.041	0.002	0.732	N	W

Matrix: SO Soil Bq / kg

1	AC228	66.980	14.920	80.200	3.600	0.835	W	A
1	AM241	11.970	2.190	8.270	0.700	1.447	A	A
1	BI214	68.570	8.590	83.300	4.200	0.823	W	A
1	CS137	1002.000	8.000	1020.000	51.000	0.982	A	W
1	K40	475.200	251.300	713.000	38.000	0.666	N	W
1	PB212	78.270	9.780	79.300	4.300	0.987	A	W
1	PU239	12.720	1.210	16.800	0.300	0.757	W	W
1	SR90	40.180	3.960	50.400	2.000	0.797	A	A
1	U UG	8.870	1.230	13.200	0.500	0.672	A	A
1	U234	104.300	3.600	157.000	10.000	0.664	N	A
1	U238	106.500	3.600	163.000	10.000	0.653	W	A

Matrix: VE Vegetation Bq / kg

1	AM241	5.900	1.130	5.600	0.670	1.054	A	W
1	CM244	3.060	8.240	3.600	0.270	0.850	A	A
1	CO60	31.050	2.780	32.800	1.300	0.947	A	A
1	CS137	862.400	6.900	867.000	44.000	0.995	A	W
1	K40	477.000	233.600	639.000	34.000	0.746	N	A
1	PU239	8.280	1.170	9.600	0.800	0.862	A	W
1	SR90	1288.200	107.300	1150.000	94.000	1.120	W	A

Matrix: WA Water Bq / L

1	AM241	1.210	0.050	1.190	0.045	1.017	A	A
1	CO60	73.650	1.250	73.700	2.900	0.999	A	A
1	CS137	68.210	1.040	67.000	3.500	1.018	A	A
1	GROSS ALPHA	1020.000	29.300	1070.000	100.000	0.953	A	W
1	GROSS BETA	895.900	21.100	950.000	90.000	0.943	A	A
1	H3	108.000	7.000	91.300	0.300	1.183	A	A

Values for elemental uranium are reported in µg/filter, g, or mL. pCi/g or mL=Bq x 0.027**Evaluation:** A=Acceptable, W=Acceptable with Warning, N=Not Acceptable

If the evaluation system is not appropriate for the types of analyses performed in your lab, apply a site specific evaluation.

QAP 53 Results by Laboratory**Lab:** TN Thermo NUTech, Richmond, CA

No. Test	Radionuclide	Reported Value	Reported Error	EML Value	EML Error	Reported EML	Evaluation	QAP 52 Evaluation
Matrix: WA Water Bq/L								
1	PU238	0.800	0.040	0.786	0.011	1.018	A	A
1	PU239	0.590	0.030	0.591	0.021	0.998	A	A
1	SR90	4.930	0.290	4.530	0.120	1.088	A	A
1	U UG	0.020	0.004	0.030	0.001	0.658	N	A
1	U234	0.430	0.020	0.481	0.023	0.894	W	A
1	U238	0.320	0.020	0.368	0.012	0.870	W	A

Values for elemental uranium are reported in $\mu\text{g}/\text{filter}$, g, or mL. pCi/g or mL=Bq x 0.027

Evaluation: A=Acceptable, W=Acceptable with Warning, N=Not Acceptable

If the evaluation system is not appropriate for the types of analyses performed in your lab, apply a site specific evaluation.

QAP 53 Results by Laboratory**Lab:** TO Thermo NUtech Oak Ridge Laboratory

No. Test	Radionuclide	Reported Value	Reported Error	EML Value	EML Error	Reported EML	Evaluation	QAP 52 Evaluation
Matrix: AI Air Filter Bq / filter								
1	AM241	0.050	0.001	0.032	0.001	1.563	W	A
1	CO57	23.690	1.790	14.550	0.460	1.628	N	W
1	CO60	8.180	0.820	8.430	0.480	0.970	A	A
1	CS137	7.520	1.000	7.410	0.360	1.015	A	A
1	GROSS ALPHA	1.080	0.380	2.350	0.150	0.460	N	A
1	GROSS BETA	1.260	0.330	1.520	0.150	0.829	W	A
1	MN54	48.330	7.660	43.200	1.300	1.119	A	A
1	PU238	0.040	0.030	0.045	0.001	0.889	A	A
1	PU239	0.070	0.040	0.074	0.007	0.946	A	A
1	SR90	1.190	0.240	1.640	0.110	0.726	W	W
1	U234	0.060	0.030	0.041	0.003	1.463	W	N
1	U238	0.030	0.030	0.041	0.002	0.732	N	N

Matrix: SO Soil Bq / kg

1	AC228	70.840	10.200	80.200	3.600	0.883	W	N
1	AM241	10.990	5.310	8.270	0.700	1.329	A	
1	BI212	75.450	18.850	80.500	6.600	0.937	A	W
1	BI214	76.470	9.260	83.300	4.200	0.918	A	W
1	CS137	928.890	99.460	1020.000	51.000	0.911	A	N
1	K40	645.280	86.070	713.000	38.000	0.905	A	N
1	PB212	80.070	9.790	79.300	4.300	1.010	A	A
1	PB214	84.740	10.550	86.300	4.300	0.982	A	W
1	PU239	14.270	4.440	16.800	0.300	0.849	W	A
1	SR90	37.300	10.520	50.400	2.000	0.740	W	A
1	TH234	131.080	52.410	148.000	10.000	0.886	A	A
1	U234	100.380	18.020	157.000	10.000	0.639	N	W
1	U238	109.800	18.830	163.000	10.000	0.674	W	A

Matrix: VE Vegetation Bq / kg

1	AM241	6.430	4.240	5.600	0.670	1.148	A	W
1	CM244	2.750	1.480	3.600	0.270	0.764	W	A
1	CO60	30.570	3.450	32.800	1.300	0.932	A	W
1	CS137	852.760	91.210	867.000	44.000	0.984	A	N
1	K40	472.100	79.480	639.000	34.000	0.739	N	N

Matrix: WA Water Bq / L

1	AM241	1.330	0.570	1.190	0.045	1.118	A	A
1	CO60	75.040	5.500	73.700	2.900	1.018	A	A
1	CS137	68.270	7.270	67.000	3.500	1.019	A	A
1	GROSS ALPHA	1098.000	157.220	1070.000	100.000	1.026	A	A
1	GROSS BETA	895.420	74.810	950.000	90.000	0.943	A	A
1	H3	95.340	68.700	91.300	0.300	1.044	A	A
1	PU238	0.790	0.280	0.786	0.011	1.005	A	W

Values for elemental uranium are reported in µg/filter, g, or mL. pCi/g or mL=Bq x 0.027**Evaluation:** A=Acceptable, W=Acceptable with Warning, N=Not Acceptable

If the evaluation system is not appropriate for the types of analyses performed in your lab, apply a site specific evaluation.

QAP 53 Results by Laboratory**Lab:** TO Thermo NUtech Oak Ridge Laboratory

No. Test	Radionuclide	Reported Value	Reported Error	EML Value	EML Error	Reported EML	Evaluation	QAP 52 Evaluation
Matrix: WA Water Bq/L								
1	PU239	0.630	0.260	0.591	0.021	1.066	A	A
1	SR90	5.030	0.900	4.530	0.120	1.110	A	A
1	U UG	0.020	0.010	0.030	0.001	0.658	N	N
1	U234	0.570	0.210	0.481	0.023	1.185	A	W
1	U238	0.470	0.170	0.368	0.012	1.277	W	W

Values for elemental uranium are reported in $\mu\text{g}/\text{filter}$, g, or mL. pCi/g or $\text{mL}=\text{Bq} \times 0.027$

Evaluation: A=Acceptable, W=Acceptable with Warning, N=Not Acceptable

If the evaluation system is not appropriate for the types of analyses performed in your lab, apply a site specific evaluation.

QAP 53 Results by Laboratory**Lab:** TP Taiwan Power Company, Taipei, Taiwan

No. Test	Radionuclide	Reported Value	Reported Error	EML Value	EML Error	Reported EML	Evaluation	QAP 52 Evaluation
Matrix: AI Air Filter Bq / filter								
1	CO57	14.870	0.200	14.550	0.460	1.022	A	A
1	CO60	8.360	0.080	8.430	0.480	0.992	A	A
1	CS137	7.440	0.100	7.410	0.360	1.004	A	A
1	MN54	43.650	0.600	43.200	1.300	1.010	A	A
Matrix: SO Soil Bq / kg								
1	AC228	82.280	3.950	80.200	3.600	1.026	A	A
1	BI212	89.390	8.620	80.500	6.600	1.110	W	A
1	BI214	92.470	1.570	83.300	4.200	1.110	A	A
1	CS137	1033.000	12.120	1020.000	51.000	1.013	A	A
1	K40	722.240	7.490	713.000	38.000	1.013	A	A
1	PB212	81.220	3.230	79.300	4.300	1.024	A	A
1	PB214	90.100	2.920	86.300	4.300	1.044	A	W
Matrix: VE Vegetation Bq / kg								
1	CO60	28.720	1.200	32.800	1.300	0.876	W	A
1	CS137	785.420	20.730	867.000	44.000	0.906	A	A
1	K40	566.800	7.540	639.000	34.000	0.887	W	A
Matrix: WA Water Bq / L								
1	CO60	70.970	1.000	73.700	2.900	0.963	A	A
1	CS137	64.590	0.650	67.000	3.500	0.964	A	A

Values for elemental uranium are reported in µg/filter, g, or mL. pCi/g or mL=Bq x 0.027

Evaluation: A=Acceptable, W=Acceptable with Warning, N=Not Acceptable

If the evaluation system is not appropriate for the types of analyses performed in your lab, apply a site specific evaluation.

QAP 53 Results by Laboratory**Lab:** TQ Institute of Nuclear Energy Research, Taiwan

No. Test	Radionuclide	Reported Value	Reported Error	EML Value	EML Error	Reported EML	Evaluation	QAP 52 Evaluation
Matrix: AI Air Filter Bq / filter								
1	CO57	14.230	0.360	14.550	0.460	0.978	A	A
1	CO60	8.360	0.490	8.430	0.480	0.992	A	A
1	CS137	7.780	0.320	7.410	0.360	1.050	A	A
1	GROSS ALPHA	2.320	0.030	2.350	0.150	0.987	A	A
1	GROSS BETA	1.590	0.020	1.520	0.150	1.046	A	A
1	MN54	42.500	1.200	43.200	1.300	0.984	A	A

Matrix: SO Soil Bq / kg

1	AC228	91.700	4.200	80.200	3.600	1.143	A	A
1	BI212	94.300	7.100	80.500	6.600	1.171	W	W
1	BI214	85.400	1.600	83.300	4.200	1.025	A	A
1	CS137	1097.000	8.000	1020.000	51.000	1.075	A	A
1	K40	696.000	4.000	713.000	38.000	0.976	A	A
1	PB212	96.200	2.500	79.300	4.300	1.213	A	W
1	PB214	93.500	3.600	86.300	4.300	1.083	A	A
1	SR90	42.400	1.700	50.400	2.000	0.841	A	A

Matrix: VE Vegetation Bq / kg

1	CO60	33.200	1.000	32.800	1.300	1.012	A	A
1	CS137	941.000	45.000	867.000	44.000	1.085	A	A
1	K40	653.000	27.000	639.000	34.000	1.022	A	A
1	SR90	1187.000	18.000	1150.000	94.000	1.032	A	A

Matrix: WA Water Bq / L

1	CO60	72.300	1.600	73.700	2.900	0.981	A	A
1	CS137	70.500	2.400	67.000	3.500	1.052	A	A
1	GROSS ALPHA	928.000	64.000	1070.000	100.000	0.867	A	A
1	GROSS BETA	761.000	20.000	950.000	90.000	0.801	A	W
1	H3	131.000	4.000	91.300	0.300	1.435	W	A
1	SR90	4.310	0.170	4.530	0.120	0.951	A	W

Values for elemental uranium are reported in µg/filter, g, or mL. pCi/g or mL=Bq x 0.027**Evaluation:** A=Acceptable, W=Acceptable with Warning, N=Not Acceptable

If the evaluation system is not appropriate for the types of analyses performed in your lab, apply a site specific evaluation.

QAP 53 Results by Laboratory**Lab:** TR University of Istanbul, Turkey

No. Test	Radionuclide	Reported Value	Reported Error	EML Value	EML Error	Reported EML	Evaluation	QAP 52 Evaluation
Matrix: AI Air Filter Bq / filter								
1	CO57	13.590	0.640	14.550	0.460	0.934	A	
1	CO60	7.900	0.400	8.430	0.480	0.937	A	
1	CS137	6.800	0.340	7.410	0.360	0.918	A	
1	MN54	40.460	1.350	43.200	1.300	0.937	A	
Matrix: SO Soil Bq / kg								
1	AC228	74.950	4.680	80.200	3.600	0.935	A	
1	BI212	97.390	15.080	80.500	6.600	1.210	W	
1	BI214	105.020	5.820	83.300	4.200	1.261	W	
1	CS137	1022.870	17.050	1020.000	51.000	1.003	A	
1	K40	687.250	31.640	713.000	38.000	0.964	A	
1	PB212	81.230	3.680	79.300	4.300	1.024	A	
1	PB214	107.200	9.120	86.300	4.300	1.242	A	
1	TH234	116.530	7.930	148.000	10.000	0.787	W	
Matrix: VE Vegetation Bq / kg								
1	CO60	31.070	1.970	32.800	1.300	0.947	A	
1	CS137	830.530	29.460	867.000	44.000	0.958	A	
1	K40	712.200	36.830	639.000	34.000	1.115	A	

Values for elemental uranium are reported in µg/filter, g, or mL. pCi/g or mL=Bq x 0.027

Evaluation: A=Acceptable, W=Acceptable with Warning, N=Not Acceptable

If the evaluation system is not appropriate for the types of analyses performed in your lab, apply a site specific evaluation.

QAP 53 Results by Laboratory**Lab:** TT Tracer Technologies International, Inc., Cleveland

No. Test	Radionuclide	Reported Value	Reported Error	EML Value	EML Error	Reported EML	Evaluation	QAP 52 Evaluation
Matrix: WA Water Bq/L								
1	CO60	77.300	2.500	73.700	2.900	1.049	A	A
1	CS137	70.400	4.800	67.000	3.500	1.051	A	A
1	H3	97.800	8.300	91.300	0.300	1.071	A	A

Values for elemental uranium are reported in $\mu\text{g}/\text{filter}$, g, or mL. pCi/g or mL=Bq x 0.027

Evaluation: A=Acceptable, W=Acceptable with Warning, N=Not Acceptable

If the evaluation system is not appropriate for the types of analyses performed in your lab, apply a site specific evaluation.

QAP 53 Results by Laboratory**Lab:** TW Taiwan Radiation Monitoring Center

No. Test	Radionuclide	Reported Value	Reported Error	EML Value	EML Error	Reported EML	Evaluation	QAP 52 Evaluation
Matrix: AI Air Filter Bq / filter								
1	CO57	15.100	0.320	14.550	0.460	1.038	A	A
1	CO60	8.800	0.200	8.430	0.480	1.044	A	A
1	CS137	7.940	0.220	7.410	0.360	1.072	A	A
1	GROSS ALPHA	2.980	0.060	2.350	0.150	1.268	W	A
1	GROSS BETA	1.720	0.020	1.520	0.150	1.132	A	A
1	MN54	43.000	1.220	43.200	1.300	0.995	A	A
Matrix: SO Soil Bq / kg								
1	AC228	85.200	2.600	80.200	3.600	1.062	A	A
1	AM241	7.640	0.400	8.270	0.700	0.924	A	
1	BI212	83.900	5.500	80.500	6.600	1.042	A	A
1	BI214	73.800	1.800	83.300	4.200	0.886	A	A
1	CS137	1067.000	9.000	1020.000	51.000	1.046	A	A
1	K40	761.000	16.000	713.000	38.000	1.067	A	A
1	PB212	87.700	2.600	79.300	4.300	1.106	A	A
1	PB214	81.700	2.600	86.300	4.300	0.947	A	A
1	PU238	18.600	0.300	19.100	0.200	0.974	A	
1	PU239	16.500	0.100	16.800	0.300	0.982	A	
1	U234	120.300	0.700	157.000	10.000	0.766	W	
1	U238	125.200	0.430	163.000	10.000	0.768	W	
Matrix: VE Vegetation Bq / kg								
1	CO60	33.900	0.600	32.800	1.300	1.034	A	A
1	CS137	933.000	6.000	867.000	44.000	1.076	A	A
1	K40	718.000	15.000	639.000	34.000	1.124	A	A
Matrix: WA Water Bq / L								
1	CO60	72.400	0.700	73.700	2.900	0.982	A	A
1	CS137	66.100	0.900	67.000	3.500	0.987	A	A
1	GROSS ALPHA	1040.000	39.000	1070.000	100.000	0.972	A	A
1	GROSS BETA	733.000	28.000	950.000	90.000	0.772	A	W
1	PU238	0.780	0.020	0.786	0.011	0.992	A	
1	PU239	0.570	0.010	0.591	0.021	0.964	A	
1	U234	0.450	0.010	0.481	0.023	0.936	A	N
1	U238	0.340	0.010	0.368	0.012	0.924	A	N

Values for elemental uranium are reported in µg/filter, g, or mL. pCi/g or mL=Bq x 0.027
Evaluation: A=Acceptable, W=Acceptable with Warning, N=Not Acceptable

If the evaluation system is not appropriate for the types of analyses performed in your lab, apply a site specific evaluation.

QAP 53 Results by Laboratory**Lab:** TX Texas Dept. of Health/Laboratories, Austin

No. Test	Radionuclide	Reported Value	Reported Error	EML Value	EML Error	Reported EML	Evaluation	QAP 52 Evaluation
Matrix: AI Air Filter Bq / filter								
1	CO57	13.780	0.080	14.550	0.460	0.947	A	A
1	CO60	8.190	0.080	8.430	0.480	0.972	A	A
1	CS137	7.260	0.110	7.410	0.360	0.980	A	A
1	GROSS ALPHA	2.860	0.070	2.350	0.150	1.217	A	A
1	GROSS BETA	1.370	0.060	1.520	0.150	0.901	A	A
1	MN54	43.700	0.270	43.200	1.300	1.012	A	A
1	PU238	0.040	0.001	0.045	0.001	0.889	A	A
1	PU239	0.070	0.001	0.074	0.007	0.946	A	W
1	U234	0.040	0.001	0.041	0.003	0.976	A	A
1	U238	0.040	0.001	0.041	0.002	0.976	A	A
Matrix: SO Soil Bq / kg								
1	AC228	78.500	2.000	80.200	3.600	0.979	A	A
1	BI212	46.000	3.500	80.500	6.600	0.571	A	A
1	BI214	81.200	2.000	83.300	4.200	0.975	A	A
1	CS137	1063.000	8.000	1020.000	51.000	1.042	A	A
1	K40	759.000	16.000	713.000	38.000	1.065	A	A
1	PB212	77.400	1.800	79.300	4.300	0.976	A	A
1	PB214	85.200	2.400	86.300	4.300	0.987	A	A
1	PU239	17.300	0.700	16.800	0.300	1.030	A	A
1	SR90	49.300	6.500	50.400	2.000	0.978	A	A
1	TH234	155.000	12.000	148.000	10.000	1.047	A	A
1	U234	139.600	2.800	157.000	10.000	0.889	A	W
1	U238	143.400	2.900	163.000	10.000	0.880	A	W
Matrix: VE Vegetation Bq / kg								
1	AM241	4.660	0.270	5.600	0.670	0.832	W	A
1	CO60	36.900	0.900	32.800	1.300	1.125	A	A
1	CS137	923.000	8.000	867.000	44.000	1.065	A	A
1	K40	733.000	18.000	639.000	34.000	1.147	A	A
1	PU239	9.150	0.420	9.600	0.800	0.953	A	A
1	SR90	1082.000	27.000	1150.000	94.000	0.941	A	A
Matrix: WA Water Bq / L								
1	AM241	0.970	0.020	1.190	0.045	0.815	W	A
1	CO60	74.400	0.400	73.700	2.900	1.009	A	A
1	CS137	67.200	0.600	67.000	3.500	1.003	A	A
1	GROSS ALPHA	1295.000	34.000	1070.000	100.000	1.210	W	A
1	GROSS BETA	892.000	30.000	950.000	90.000	0.939	A	A
1	H3	106.000	10.000	91.300	0.300	1.161	A	A
1	PU238	0.770	0.020	0.786	0.011	0.980	A	A
1	PU239	0.580	0.020	0.591	0.021	0.981	A	A
1	SR90	4.550	0.780	4.530	0.120	1.004	A	A

Values for elemental uranium are reported in µg/filter, g, or mL. pCi/g or mL=Bq x 0.027**Evaluation:** A=Acceptable, W=Acceptable with Warning, N=Not Acceptable

If the evaluation system is not appropriate for the types of analyses performed in your lab, apply a site specific evaluation.

QAP 53 Results by Laboratory**Lab:** TX Texas Dept. of Health/Laboratories, Austin

No. Test	Radionuclide	Reported Value	Reported Error	EML Value	EML Error	Reported EML	Evaluation	QAP 52 Evaluation
Matrix: WA Water Bq/L								
1	U234	0.450	0.010	0.481	0.023	0.936	A	A
1	U238	0.370	0.008	0.368	0.012	1.005	A	A

Values for elemental uranium are reported in $\mu\text{g}/\text{filter}$, g, or mL. pCi/g or $\text{mL}=\text{Bq} \times 0.027$

Evaluation: A=Acceptable, W=Acceptable with Warning, N=Not Acceptable

If the evaluation system is not appropriate for the types of analyses performed in your lab, apply a site specific evaluation.

QAP 53 Results by Laboratory**Lab:** UC United States Enrichment Corporation, Paducah, KY

No. Test	Radionuclide	Reported Value	Reported Error	EML Value	EML Error	Reported EML	Evaluation	QAP 52 Evaluation
Matrix: AI Air Filter Bq / filter								
1	CO60	8.770	0.140	8.430	0.480	1.040	A	A
1	CS137	10.100	0.160	7.410	0.360	1.363	N	W
1	GROSS ALPHA	2.310	0.090	2.350	0.150	0.983	A	A
1	GROSS BETA	1.380	0.050	1.520	0.150	0.908	A	A
1	PU238	0.040	0.005	0.045	0.001	0.889	A	N
1	PU239	0.070	0.006	0.074	0.007	0.946	A	N
Matrix: SO Soil Bq / kg								
1	CS137	1180.000	6.340	1020.000	51.000	1.157	A	W
1	K40	777.000	32.400	713.000	38.000	1.090	A	A
1	PU239	20.740	3.330	16.800	0.300	1.235	W	
Matrix: VE Vegetation Bq / kg								
1	CO60	36.000	1.140	32.800	1.300	1.098	A	A
1	CS137	974.000	5.000	867.000	44.000	1.123	A	
1	K40	708.000	30.300	639.000	34.000	1.108	A	A
1	PU239	9.720	2.710	9.600	0.800	1.012	A	N
Matrix: WA Water Bq / L								
1	CO60	72.600	0.560	73.700	2.900	0.985	A	A
1	CS137	67.500	0.680	67.000	3.500	1.007	A	
1	GROSS ALPHA	1051.230	65.530	1070.000	100.000	0.982	A	W
1	GROSS BETA	1499.460	69.050	950.000	90.000	1.578	N	W
1	PU238	0.760	0.090	0.786	0.011	0.967	A	A
1	PU239	0.570	0.070	0.591	0.021	0.964	A	W

Values for elemental uranium are reported in $\mu\text{g}/\text{filter}$, g, or mL. pCi/g or mL=Bq x 0.027

Evaluation: A=Acceptable, W=Acceptable with Warning, N=Not Acceptable

If the evaluation system is not appropriate for the types of analyses performed in your lab, apply a site specific evaluation.

QAP 53 Results by Laboratory**Lab:** UP Lockheed Martin Energy Systems, Y-12 Plant, Oak Ridge

No. Test	Radionuclide	Reported Value	Reported Error	EML Value	EML Error	Reported EML	Evaluation	QAP 52 Evaluation
Matrix: SO Soil Bq/kg								
1	U UG	10.570	1.000	13.200	0.500	0.801	A	W
Matrix: WA Water Bq/L								
1	U UG	0.020	0.003	0.030	0.001	0.658	N	A

Values for elemental uranium are reported in $\mu\text{g}/\text{filter}$, g, or mL. pCi/g or $\text{mL}=\text{Bq} \times 0.027$

Evaluation: A=Acceptable, W=Acceptable with Warning, N=Not Acceptable

If the evaluation system is not appropriate for the types of analyses performed in your lab, apply a site specific evaluation.

QAP 53 Results by Laboratory**Lab:** US Interstate Nuclear Services, Springfield, MO

No. Test	Radionuclide	Reported Value	Reported Error	EML Value	EML Error	Reported EML	Evaluation	QAP 52 Evaluation
Matrix: WA Water Bq/L								
1	CO60	72.240	17.980	73.700	2.900	0.980	A	A
1	CS137	70.650	13.310	67.000	3.500	1.054	A	A

Values for elemental uranium are reported in µg/filter, g, or mL. pCi/g or mL=Bq x 0.027

Evaluation: A=Acceptable, W=Acceptable with Warning, N=Not Acceptable

If the evaluation system is not appropriate for the types of analyses performed in your lab, apply a site specific evaluation.

QAP 53 Results by Laboratory**Lab:** UY Lockheed Martin Energy Systems, Y-12 Plant, Oak Ridge

No. Test	Radionuclide	Reported Value	Reported Error	EML Value	EML Error	Reported EML	Evaluation	QAP 52 Evaluation
Matrix: AI Air Filter Bq / filter								
1	AM241	0.030	0.006	0.032	0.001	0.937	A	A
1	Bq U	0.070	0.010	0.083	0.004	0.843	W	A
1	CO57	11.800	0.250	14.550	0.460	0.811	A	A
1	CO60	7.820	0.640	8.430	0.480	0.928	A	A
1	CS137	6.920	0.500	7.410	0.360	0.934	A	A
1	GROSS ALPHA	2.230	0.100	2.350	0.150	0.949	A	A
1	GROSS BETA	1.580	0.100	1.520	0.150	1.039	A	A
1	MN54	40.000	3.100	43.200	1.300	0.926	A	A
1	PU238	0.040	0.006	0.045	0.001	0.889	A	A
1	PU239	0.070	0.009	0.074	0.007	0.946	A	A
1	SR90	1.310	0.050	1.640	0.110	0.799	W	A

Matrix: SO Soil Bq / kg

1	AM241	3.970	0.620	8.270	0.700	0.480	N	A
1	BI212	105.000	52.000	80.500	6.600	1.304	N	A
1	BI214	103.000	50.000	83.300	4.200	1.236	A	A
1	Bq U	254.000	20.000	327.000	11.000	0.777	W	A
1	CS137	1254.000	102.000	1020.000	51.000	1.229	W	A
1	K40	796.000	145.000	713.000	38.000	1.116	A	A
1	PB212	96.000	50.000	79.300	4.300	1.211	A	A
1	PB214	111.000	50.000	86.300	4.300	1.286	A	A
1	PU239	10.600	1.200	16.800	0.300	0.631	N	A
1	SR90	39.000	2.000	50.400	2.000	0.774	W	A
1	TH234	127.000	50.000	148.000	10.000	0.858	A	W

Matrix: VE Vegetation Bq / kg

1	AM241	4.660	0.670	5.600	0.670	0.832	W	A
1	CM244	3.070	0.480	3.600	0.270	0.853	A	A
1	CO60	40.000	7.000	32.800	1.300	1.220	A	A
1	CS137	1053.000	90.000	867.000	44.000	1.215	A	A
1	K40	738.000	161.000	639.000	34.000	1.155	A	A
1	PU239	8.840	0.990	9.600	0.800	0.921	A	W
1	SR90	1130.000	11.000	1150.000	94.000	0.983	A	A

Matrix: WA Water Bq / L

1	AM241	1.240	0.170	1.190	0.045	1.042	A	W
1	Bq U	0.760	0.130	0.916	0.031	0.830	W	A
1	CO60	73.500	5.000	73.700	2.900	0.997	A	A
1	CS137	67.600	5.600	67.000	3.500	1.009	A	A
1	GROSS ALPHA	1130.000	50.000	1070.000	100.000	1.056	A	A
1	GROSS BETA	1063.000	50.000	950.000	90.000	1.119	A	N
1	H3	115.000	10.000	91.300	0.300	1.260	A	A
1	PU238	0.760	0.090	0.786	0.011	0.967	A	A

Values for elemental uranium are reported in µg/filter, g, or mL. pCi/g or mL=Bq x 0.027**Evaluation:** A=Acceptable, W=Acceptable with Warning, N=Not Acceptable

If the evaluation system is not appropriate for the types of analyses performed in your lab, apply a site specific evaluation.

QAP 53 Results by Laboratory**Lab:** UY Lockheed Martin Energy Systems, Y-12 Plant, Oak Ridge

No. Test	Radionuclide	Reported Value	Reported Error	EML Value	EML Error	Reported EML	Evaluation	QAP 52 Evaluation
Matrix: WA Water Bq/L								
1	PU239	0.570	0.070	0.591	0.021	0.964	A	A
1	SR90	4.070	0.220	4.530	0.120	0.898	A	A

Values for elemental uranium are reported in $\mu\text{g}/\text{filter}$, g, or mL. pCi/g or $\text{mL}=\text{Bq} \times 0.027$

Evaluation: A=Acceptable, W=Acceptable with Warning, N=Not Acceptable

If the evaluation system is not appropriate for the types of analyses performed in your lab, apply a site specific evaluation.

QAP 53 Results by Laboratory**Lab:** WA Environmental Radiation Lab, Off. of Public Health Labs. Seattle

No. Test	Radionuclide	Reported Value	Reported Error	EML Value	EML Error	Reported EML	Evaluation	QAP 52 Evaluation
Matrix: AI Air Filter Bq / filter								
1	AM241	0.030	0.010	0.032	0.001	0.937	A	A
1	Bq U	0.080	0.010	0.083	0.004	0.964	A	A
1	CO57	15.400	0.700	14.550	0.460	1.058	A	A
1	CO60	9.100	0.200	8.430	0.480	1.079	A	W
1	CS137	8.500	0.900	7.410	0.360	1.147	A	W
1	GROSS ALPHA	2.650	0.090	2.350	0.150	1.128	A	A
1	GROSS BETA	1.720	0.050	1.520	0.150	1.132	A	A
1	MN54	52.000	7.000	43.200	1.300	1.204	W	W
1	PU238	0.060	0.010	0.045	0.001	1.333	W	W
1	PU239	0.070	0.010	0.074	0.007	0.946	A	W
1	SR90	1.500	0.100	1.640	0.110	0.915	A	A
1	U234	0.040	0.010	0.041	0.003	0.976	A	N
1	U238	0.030	0.010	0.041	0.002	0.732	N	A

Matrix: SO Soil Bq / kg

1	AC228	67.000	48.000	80.200	3.600	0.835	W	A
1	AM241	8.410	2.120	8.270	0.700	1.017	A	W
1	BI212	59.000	11.000	80.500	6.600	0.733	A	A
1	BI214	78.000	7.000	83.300	4.200	0.936	A	A
1	Bq U	287.000	9.000	327.000	11.000	0.878	A	W
1	CS137	1070.000	50.000	1020.000	51.000	1.049	A	A
1	K40	807.000	41.000	713.000	38.000	1.132	A	A
1	PB212	81.000	4.000	79.300	4.300	1.021	A	A
1	PB214	85.000	7.000	86.300	4.300	0.985	A	A
1	PU238	19.400	1.900	19.100	0.200	1.016	A	A
1	PU239	14.800	1.600	16.800	0.300	0.881	A	A
1	SR90	51.400	4.800	50.400	2.000	1.020	A	A
1	TH234	190.000	20.000	148.000	10.000	1.284	A	A
1	U234	137.000	6.000	157.000	10.000	0.873	A	W
1	U238	142.000	7.000	163.000	10.000	0.871	A	W

Matrix: VE Vegetation Bq / kg

1	AM241	6.020	0.540	5.600	0.670	1.075	A	W
1	CM244	3.320	0.400	3.600	0.270	0.922	A	A
1	CO60	33.200	1.100	32.800	1.300	1.012	A	A
1	CS137	863.000	14.000	867.000	44.000	0.995	A	A
1	K40	730.000	21.000	639.000	34.000	1.142	A	A
1	PU238	0.670	0.190	0.700	0.010	0.957	A	W
1	PU239	9.230	0.640	9.600	0.800	0.961	A	W
1	SR90	1200.000	40.000	1150.000	94.000	1.043	A	

Matrix: WA Water Bq / L

1	AM241	1.210	0.150	1.190	0.045	1.017	A	W
---	-------	-------	-------	-------	-------	-------	---	---

Values for elemental uranium are reported in µg/filter, g, or mL. pCi/g or mL=Bq x 0.027**Evaluation:** A=Acceptable, W=Acceptable with Warning, N=Not Acceptable

If the evaluation system is not appropriate for the types of analyses performed in your lab, apply a site specific evaluation.

QAP 53 Results by Laboratory**Lab:** WA Environmental Radiation Lab, Off. of Public Health Labs. Seattle

No. Test	Radionuclide	Reported Value	Reported Error	EML Value	EML Error	Reported EML	Evaluation	QAP 52 Evaluation
Matrix: WA Water Bq/L								
1	Bq U	0.890	0.100	0.916	0.031	0.972	A	A
1	CO60	73.500	1.200	73.700	2.900	0.997	A	A
1	CS137	67.500	1.700	67.000	3.500	1.007	A	A
1	GROSS ALPHA	1010.000	90.000	1070.000	100.000	0.944	A	A
1	GROSS BETA	1030.000	70.000	950.000	90.000	1.084	A	W
1	H3	107.000	3.000	91.300	0.300	1.172	A	A
1	PU238	0.700	0.090	0.786	0.011	0.891	W	A
1	PU239	0.540	0.070	0.591	0.021	0.914	A	A
1	SR90	4.700	0.600	4.530	0.120	1.038	A	A
1	U234	0.440	0.070	0.481	0.023	0.915	A	A
1	U238	0.350	0.060	0.368	0.012	0.951	A	W

Values for elemental uranium are reported in µg/filter, g, or mL. pCi/g or mL=Bq x 0.027

Evaluation: A=Acceptable, W=Acceptable with Warning, N=Not Acceptable

If the evaluation system is not appropriate for the types of analyses performed in your lab, apply a site specific evaluation.

QAP 53 Results by Laboratory**Lab:** WC Waste Management Federal Services of Hanford

No. Test	Radionuclide	Reported Value	Reported Error	EML Value	EML Error	Reported EML	Evaluation	QAP 52 Evaluation
Matrix: AI Air Filter Bq / filter								
1	AM241	0.030	0.010	0.032	0.001	0.937	A	A
1	CO57	14.200	1.400	14.550	0.460	0.976	A	A
1	CO60	8.390	0.690	8.430	0.480	0.995	A	A
1	CS137	7.740	1.200	7.410	0.360	1.045	A	A
1	GROSS ALPHA	2.350	0.240	2.350	0.150	1.000	A	A
1	GROSS BETA	1.930	0.190	1.520	0.150	1.270	A	A
1	MN54	43.700	6.100	43.200	1.300	1.012	A	A
1	PU238	0.040	0.010	0.045	0.001	0.889	A	A
1	PU239	0.080	0.010	0.074	0.007	1.081	A	A
1	SR90	1.960	0.280	1.640	0.110	1.195	A	N
1	U234	0.040	0.010	0.041	0.003	0.976	A	A
1	U238	0.030	0.008	0.041	0.002	0.732	N	A
Matrix: SO Soil Bq / kg								
1	AM241	9.560	2.200	8.270	0.700	1.156	A	A
1	CS137	1080.000	160.000	1020.000	51.000	1.059	A	A
1	K40	899.000	107.000	713.000	38.000	1.261	W	A
1	PU239	17.400	4.000	16.800	0.300	1.036	A	A
1	SR90	63.000	8.500	50.400	2.000	1.250	A	N
1	U234	118.000	22.000	157.000	10.000	0.752	W	A
1	U238	126.000	24.000	163.000	10.000	0.773	W	A
Matrix: VE Vegetation Bq / kg								
1	AM241	6.900	1.700	5.600	0.670	1.232	A	A
1	CM244	3.870	1.100	3.600	0.270	1.075	A	A
1	CO60	37.900	5.800	32.800	1.300	1.155	A	N
1	CS137	903.000	136.000	867.000	44.000	1.042	A	A
1	K40	706.000	115.000	639.000	34.000	1.105	A	W
1	SR90	1310.000	125.000	1150.000	94.000	1.139	W	W
Matrix: WA Water Bq / L								
1	AM241	1.140	0.220	1.190	0.045	0.958	A	W
1	CO60	70.300	5.600	73.700	2.900	0.954	A	A
1	CS137	64.900	9.900	67.000	3.500	0.969	A	A
1	GROSS ALPHA	1170.000	121.000	1070.000	100.000	1.093	A	A
1	GROSS BETA	994.000	101.000	950.000	90.000	1.046	A	W
1	H3	123.000	26.000	91.300	0.300	1.347	W	A
1	PU238	0.780	0.160	0.786	0.011	0.992	A	A
1	PU239	0.600	0.120	0.591	0.021	1.015	A	A
1	SR90	5.540	0.820	4.530	0.120	1.223	W	A
1	U234	0.470	0.100	0.481	0.023	0.977	A	A
1	U238	0.340	0.070	0.368	0.012	0.924	A	A

Values for elemental uranium are reported in µg/filter, g, or mL. pCi/g or mL=Bq x 0.027
Evaluation: A=Acceptable, W=Acceptable with Warning, N=Not Acceptable

If the evaluation system is not appropriate for the types of analyses performed in your lab, apply a site specific evaluation.

QAP 53 Results by Laboratory**Lab:** WE Westinghouse Electric Corp., Madison, PA

No. Test	Radionuclide	Reported Value	Reported Error	EML Value	EML Error	Reported EML	Evaluation	QAP 52 Evaluation
Matrix: AI Air Filter Bq / filter								
1	AM241	0.030	0.010	0.032	0.001	0.937	A	N
3	AM241	0.040	0.008	0.032	0.001	1.250	A	N
2	AM241	0.030	0.007	0.032	0.001	0.937	A	N
1	CO57	13.600	0.480	14.550	0.460	0.935	A	A
2	CO57	13.100	0.440	14.550	0.460	0.900	A	A
2	CO60	7.960	0.170	8.430	0.480	0.944	A	A
1	CO60	8.120	0.170	8.430	0.480	0.963	A	A
2	CS137	7.190	0.730	7.410	0.360	0.970	A	A
1	CS137	7.440	0.750	7.410	0.360	1.004	A	A
3	GROSS ALPHA	3.070	0.002	2.350	0.150	1.306	W	
2	GROSS ALPHA	3.040	0.002	2.350	0.150	1.294	W	
1	GROSS ALPHA	3.060	0.002	2.350	0.150	1.302	W	
2	GROSS BETA	1.110	0.002	1.520	0.150	0.730	N	
1	GROSS BETA	1.120	0.002	1.520	0.150	0.737	N	
3	GROSS BETA	1.150	0.002	1.520	0.150	0.757	N	
1	MN54	43.900	3.210	43.200	1.300	1.016	A	A
2	MN54	43.100	3.370	43.200	1.300	0.998	A	A
1	PU238	0.040	0.010	0.045	0.001	0.889	A	N
2	PU238	0.050	0.010	0.045	0.001	1.111	A	N
3	PU238	0.050	0.010	0.045	0.001	1.111	A	N
1	PU239	0.080	0.010	0.074	0.007	1.081	A	N
2	PU239	0.070	0.010	0.074	0.007	0.946	A	N
3	PU239	0.070	0.010	0.074	0.007	0.946	A	N
2	SR90	0.800	0.120	1.640	0.110	0.488	N	A
1	SR90	0.820	0.110	1.640	0.110	0.500	N	A

Matrix: SO Soil Bq / kg

2	AC228	66.900	4.320	80.200	3.600	0.834	W	A
1	AC228	75.000	4.230	80.200	3.600	0.935	A	A
1	AM241	9.990	3.000	8.270	0.700	1.208	A	W
4	AM241	10.510	4.100	8.270	0.700	1.271	A	W
2	AM241	12.770	3.100	8.270	0.700	1.544	W	W
3	AM241	10.950	4.100	8.270	0.700	1.324	A	W
1	BI212	86.800	15.700	80.500	6.600	1.078	A	A
2	BI212	90.100	15.800	80.500	6.600	1.119	W	A
2	BI214	84.300	3.960	83.300	4.200	1.012	A	A
1	BI214	82.600	4.200	83.300	4.200	0.992	A	A
1	CS137	1012.000	76.500	1020.000	51.000	0.992	A	A
2	CS137	1025.000	87.800	1020.000	51.000	1.005	A	A
1	K40	695.000	34.900	713.000	38.000	0.975	A	A
2	K40	730.000	34.100	713.000	38.000	1.024	A	A
1	PB212	73.200	7.330	79.300	4.300	0.923	A	A
2	PB212	77.200	7.680	79.300	4.300	0.974	A	A
1	PB214	85.300	5.550	86.300	4.300	0.988	A	A
2	PB214	83.300	6.340	86.300	4.300	0.965	A	A
4	PU239	20.460	3.300	16.800	0.300	1.218	W	W

Values for elemental uranium are reported in µg/filter, g, or mL. pCi/g or mL=Bq x 0.027**Evaluation:** A=Acceptable, W=Acceptable with Warning, N=Not Acceptable

If the evaluation system is not appropriate for the types of analyses performed in your lab, apply a site specific evaluation.

QAP 53 Results by Laboratory**Lab:** WE Westinghouse Electric Corp., Madison, PA

No. Test	Radionuclide	Reported Value	Reported Error	EML Value	EML Error	Reported EML	Evaluation	QAP 52 Evaluation
Matrix: SO Soil Bq/kg								
3	PU239	17.580	3.100	16.800	0.300	1.046	A	W
1	PU239	18.660	4.800	16.800	0.300	1.111	A	W
2	PU239	18.190	4.600	16.800	0.300	1.083	A	W
2	SR90	55.900	4.900	50.400	2.000	1.109	A	W
3	SR90	78.400	6.300	50.400	2.000	1.556	W	W
4	SR90	75.300	6.000	50.400	2.000	1.494	W	W
1	SR90	63.800	6.000	50.400	2.000	1.266	A	W
1	TH234	80.300	32.100	148.000	10.000	0.543	N	A
2	TH234	82.600	33.000	148.000	10.000	0.558	N	A
2	U234	165.000	28.000	157.000	10.000	1.051	A	A
3	U234	147.000	18.000	157.000	10.000	0.936	A	A
1	U234	148.000	26.000	157.000	10.000	0.943	A	A
4	U234	135.000	17.000	157.000	10.000	0.860	A	A
3	U238	134.000	17.000	163.000	10.000	0.822	W	A
4	U238	134.000	17.000	163.000	10.000	0.822	W	A
1	U238	140.000	25.000	163.000	10.000	0.859	A	A
2	U238	156.000	27.000	163.000	10.000	0.957	A	A

Matrix: VE Vegetation Bq/kg

2	AM241	6.310	1.800	5.600	0.670	1.127	A	A
1	AM241	6.610	1.930	5.600	0.670	1.180	A	A
2	CM244	3.650	1.230	3.600	0.270	1.014	A	A
1	CM244	3.070	1.120	3.600	0.270	0.853	A	A
1	CO60	38.800	1.860	32.800	1.300	1.183	A	A
2	CO60	38.300	1.600	32.800	1.300	1.168	A	A
2	CS137	892.000	76.500	867.000	44.000	1.029	A	A
1	CS137	882.000	66.800	867.000	44.000	1.017	A	A
1	K40	650.000	38.000	639.000	34.000	1.017	A	A
2	K40	669.000	36.000	639.000	34.000	1.047	A	A
1	PU239	7.700	1.900	9.600	0.800	0.802	W	W
2	PU239	9.700	2.100	9.600	0.800	1.010	A	W
3	SR90	1170.000	93.000	1150.000	94.000	1.017	A	A
2	SR90	1280.000	100.000	1150.000	94.000	1.113	W	A
1	SR90	1120.000	90.000	1150.000	94.000	0.974	A	A

Matrix: WA Water Bq/L

2	AM241	1.410	0.420	1.190	0.045	1.185	A	N
1	AM241	1.290	0.260	1.190	0.045	1.084	A	N
2	CO60	72.800	2.020	73.700	2.900	0.988	A	A
1	CO60	71.200	3.230	73.700	2.900	0.966	A	A
2	CS137	66.900	2.630	67.000	3.500	0.999	A	A
1	CS137	68.900	4.660	67.000	3.500	1.028	A	A
1	GROSS ALPHA	958.000	177.000	1070.000	100.000	0.895	A	
2	GROSS ALPHA	976.000	181.000	1070.000	100.000	0.912	A	
3	GROSS ALPHA	1098.000	203.000	1070.000	100.000	1.026	A	

Values for elemental uranium are reported in µg/filter, g, or mL. pCi/g or mL=Bq x 0.027**Evaluation:** A=Acceptable, W=Acceptable with Warning, N=Not Acceptable

If the evaluation system is not appropriate for the types of analyses performed in your lab, apply a site specific evaluation.

QAP 53 Results by Laboratory**Lab:** WE Westinghouse Electric Corp., Madison, PA

No. Test	Radionuclide	Reported Value	Reported Error	EML Value	EML Error	Reported EML	Evaluation	QAP 52 Evaluation
Matrix: WA Water Bq/L								
3	GROSS BETA	1191.000	100.000	950.000	90.000	1.254	A	
2	GROSS BETA	1098.000	93.000	950.000	90.000	1.156	A	
1	GROSS BETA	1184.000	100.000	950.000	90.000	1.246	A	
2	H3	134.000	13.700	91.300	0.300	1.468	W	N
1	H3	115.000	9.990	91.300	0.300	1.260	A	N
1	PU238	0.740	0.120	0.786	0.011	0.941	A	N
1	PU239	0.590	0.100	0.591	0.021	0.998	A	N
1	SR90	4.770	0.380	4.530	0.120	1.053	A	N
2	SR90	4.770	0.380	4.530	0.120	1.053	A	N
1	U234	0.500	0.080	0.481	0.023	1.040	A	N
1	U238	0.360	0.060	0.368	0.012	0.978	A	N

Values for elemental uranium are reported in µg/filter, g, or mL. pCi/g or mL=Bq x 0.027

Evaluation: A=Acceptable, W=Acceptable with Warning, N=Not Acceptable

If the evaluation system is not appropriate for the types of analyses performed in your lab, apply a site specific evaluation.

QAP 53 Results by Laboratory**Lab:** WI WIPP Site, Westinghouse Electric Corp.

No. Test	Radionuclide	Reported Value	Reported Error	EML Value	EML Error	Reported EML	Evaluation	QAP 52 Evaluation
Matrix: AI Air Filter Bq / filter								
3	CO57	15.200	2.240	14.550	0.460	1.045	A	A
1	CO57	15.000	2.210	14.550	0.460	1.031	A	A
2	CO57	14.400	2.050	14.550	0.460	0.990	A	A
1	CO60	8.760	1.200	8.430	0.480	1.039	A	A
3	CO60	8.620	1.190	8.430	0.480	1.023	A	A
2	CO60	8.640	1.210	8.430	0.480	1.025	A	A
2	CS137	7.730	1.110	7.410	0.360	1.043	A	A
3	CS137	7.140	0.990	7.410	0.360	0.964	A	A
1	CS137	7.750	1.080	7.410	0.360	1.046	A	A
3	GROSS ALPHA	2.090	0.210	2.350	0.150	0.889	A	
1	GROSS ALPHA	2.030	0.200	2.350	0.150	0.864	A	
2	GROSS ALPHA	2.110	0.210	2.350	0.150	0.898	A	
1	GROSS BETA	1.440	0.140	1.520	0.150	0.947	A	
2	GROSS BETA	1.370	0.140	1.520	0.150	0.901	A	
3	GROSS BETA	1.410	0.140	1.520	0.150	0.928	A	
3	MN54	45.700	6.180	43.200	1.300	1.058	A	A
2	MN54	44.800	6.040	43.200	1.300	1.037	A	A
1	MN54	45.800	6.200	43.200	1.300	1.060	A	A
2	PU238	0.040	0.009	0.045	0.001	0.889	A	N
1	PU238	0.040	0.009	0.045	0.001	0.889	A	N
1	PU239	0.070	0.010	0.074	0.007	0.946	A	N
2	PU239	0.070	0.010	0.074	0.007	0.946	A	N
2	SR90	1.610	0.130	1.640	0.110	0.982	A	A
1	SR90	1.690	0.140	1.640	0.110	1.030	A	A

Matrix: SO Soil Bq / kg

1	PU239	16.610	3.270	16.800	0.300	0.989	A	
3	PU239	16.220	3.200	16.800	0.300	0.965	A	
2	PU239	16.040	3.890	16.800	0.300	0.955	A	
3	SR90	47.120	6.820	50.400	2.000	0.935	A	
2	SR90	48.030	9.110	50.400	2.000	0.953	A	
1	SR90	41.770	6.910	50.400	2.000	0.829	A	

Matrix: WA Water Bq / L

2	CO60	72.310	9.630	73.700	2.900	0.981	A	W
1	CO60	72.090	9.600	73.700	2.900	0.978	A	W
3	CO60	72.750	9.690	73.700	2.900	0.987	A	W
2	CS137	64.180	8.640	67.000	3.500	0.958	A	A
1	CS137	63.300	8.510	67.000	3.500	0.945	A	A
3	CS137	63.740	8.570	67.000	3.500	0.951	A	A
1	PU238	0.890	0.160	0.786	0.011	1.132	W	
2	PU238	0.760	0.130	0.786	0.011	0.967	A	
3	PU238	0.710	0.120	0.786	0.011	0.903	A	
1	PU239	0.680	0.120	0.591	0.021	1.151	W	
2	PU239	0.530	0.090	0.591	0.021	0.897	W	

Values for elemental uranium are reported in µg/filter, g, or mL. pCi/g or mL=Bq x 0.027**Evaluation:** A=Acceptable, W=Acceptable with Warning, N=Not Acceptable

If the evaluation system is not appropriate for the types of analyses performed in your lab, apply a site specific evaluation.

QAP 53 Results by Laboratory**Lab:** WI WIPP Site, Westinghouse Electric Corp.

No. Test	Radionuclide	Reported Value	Reported Error	EML Value	EML Error	Reported EML	Evaluation	QAP 52 Evaluation
Matrix: WA Water Bq/L								
3	PU239	0.560	0.100	0.591	0.021	0.948	A	
2	SR90	3.810	0.230	4.530	0.120	0.841	W	W
3	SR90	3.720	0.230	4.530	0.120	0.821	W	W
1	SR90	3.780	0.230	4.530	0.120	0.834	W	W

Values for elemental uranium are reported in $\mu\text{g}/\text{filter}$, g, or mL. $\text{pCi/g or mL}=\text{Bq} \times 0.027$

Evaluation: A=Acceptable, W=Acceptable with Warning, N=Not Acceptable

If the evaluation system is not appropriate for the types of analyses performed in your lab, apply a site specific evaluation.

QAP 53 Results by Laboratory**Lab:** WN State Health Radiation Protection Section, Madison, WI

No. Test	Radionuclide	Reported Value	Reported Error	EML Value	EML Error	Reported EML	Evaluation	QAP 52 Evaluation
Matrix: AI Air Filter Bq / filter								
3	CO57	15.000	0.400	14.550	0.460	1.031	A	A
2	CO57	14.900	0.400	14.550	0.460	1.024	A	A
1	CO57	14.900	0.500	14.550	0.460	1.024	A	A
2	CO60	8.600	0.200	8.430	0.480	1.020	A	W
3	CO60	8.700	0.200	8.430	0.480	1.032	A	W
1	CO60	8.900	0.300	8.430	0.480	1.056	A	W
1	CS137	7.800	0.400	7.410	0.360	1.053	A	A
2	CS137	7.800	0.300	7.410	0.360	1.053	A	A
3	CS137	7.900	0.300	7.410	0.360	1.066	A	A
3	MN54	46.500	1.400	43.200	1.300	1.076	A	A
1	MN54	46.700	1.500	43.200	1.300	1.081	A	A
2	MN54	47.100	1.500	43.200	1.300	1.090	A	A

Matrix: SO Soil Bq / kg

1	AC228	75.600	4.200	80.200	3.600	0.943	A	W
2	AC228	69.900	4.000	80.200	3.600	0.872	W	W
3	AC228	69.200	4.000	80.200	3.600	0.863	W	W
1	BI212	36.000	8.000	80.500	6.600	0.447	N	A
2	BI212	36.000	8.000	80.500	6.600	0.447	N	A
3	BI212	20.000	9.000	80.500	6.600	0.248	N	A
1	BI214	63.000	3.800	83.300	4.200	0.756	N	W
3	BI214	63.400	3.800	83.300	4.200	0.761	N	W
2	BI214	61.000	3.900	83.300	4.200	0.732	N	W
3	CS137	929.000	31.000	1020.000	51.000	0.911	A	N
2	CS137	930.000	31.000	1020.000	51.000	0.912	A	N
1	CS137	917.000	31.000	1020.000	51.000	0.899	W	N
3	K40	590.000	40.000	713.000	38.000	0.827	W	W
2	K40	680.000	42.000	713.000	38.000	0.954	A	W
1	K40	578.000	39.000	713.000	38.000	0.811	W	W
3	PB212	72.800	3.000	79.300	4.300	0.918	A	N
2	PB212	71.100	3.100	79.300	4.300	0.897	W	N
1	PB212	68.700	3.000	79.300	4.300	0.866	W	N
3	PB214	77.100	3.100	86.300	4.300	0.893	W	W
1	PB214	76.000	3.300	86.300	4.300	0.881	W	W
2	PB214	76.900	3.500	86.300	4.300	0.891	W	W

Matrix: VE Vegetation Bq / kg

3	AM241	5.800	1.500	5.600	0.670	1.036	A	A
2	AM241	9.700	2.000	5.600	0.670	1.732	W	A
1	AM241	8.300	0.700	5.600	0.670	1.482	W	A
1	CO60	39.200	1.300	32.800	1.300	1.195	A	W
2	CO60	39.600	1.300	32.800	1.300	1.207	A	W
3	CO60	39.400	1.300	32.800	1.300	1.201	A	W
3	CS137	1037.000	34.000	867.000	44.000	1.196	A	W
2	CS137	1041.000	34.000	867.000	44.000	1.201	A	W

Values for elemental uranium are reported in µg/filter, g, or mL. pCi/g or mL=Bq x 0.027**Evaluation:** A=Acceptable, W=Acceptable with Warning, N=Not Acceptable

If the evaluation system is not appropriate for the types of analyses performed in your lab, apply a site specific evaluation.

QAP 53 Results by Laboratory**Lab:** WN State Health Radiation Protection Section, Madison, WI

No. Test	Radionuclide	Reported Value	Reported Error	EML Value	EML Error	Reported EML	Evaluation	QAP 52 Evaluation
Matrix: VE Vegetation Bq/kg								
1	CS137	1030.000	34.000	867.000	44.000	1.188	A	W
1	K40	755.000	35.000	639.000	34.000	1.182	A	A
2	K40	754.000	36.000	639.000	34.000	1.180	A	A
3	K40	769.000	36.000	639.000	34.000	1.203	A	A
Matrix: WA Water Bq/L								
1	CO60	70.300	2.000	73.700	2.900	0.954	A	A
2	CO60	70.000	1.700	73.700	2.900	0.950	A	A
3	CO60	68.900	1.900	73.700	2.900	0.935	A	A
1	CS137	62.900	2.500	67.000	3.500	0.939	A	A
2	CS137	65.100	2.300	67.000	3.500	0.972	A	A
3	CS137	62.400	2.500	67.000	3.500	0.931	A	A

Values for elemental uranium are reported in $\mu\text{g}/\text{filter}$, g, or mL. pCi/g or mL=Bq x 0.027

Evaluation: A=Acceptable, W=Acceptable with Warning, N=Not Acceptable

If the evaluation system is not appropriate for the types of analyses performed in your lab, apply a site specific evaluation.

QAP 53 Results by Laboratory**Lab:** WO Wisconsin State Lab of Hygiene

No. Test	Radionuclide	Reported Value	Reported Error	EML Value	EML Error	Reported EML	Evaluation	QAP 52 Evaluation
Matrix: AI Air Filter Bq / filter								
1	CO57	6.210	0.800	14.550	0.460	0.427	N	W
2	CO57	6.510	0.600	14.550	0.460	0.447	N	W
1	CO60	7.040	1.800	8.430	0.480	0.835	W	N
2	CO60	6.600	0.700	8.430	0.480	0.783	N	N
1	CS137	7.870	1.600	7.410	0.360	1.062	A	W
2	CS137	7.620	0.800	7.410	0.360	1.028	A	W
2	GROSS ALPHA	2.100	0.100	2.350	0.150	0.894	A	A
1	GROSS ALPHA	2.000	0.080	2.350	0.150	0.851	A	A
2	GROSS BETA	1.600	0.100	1.520	0.150	1.053	A	A
1	GROSS BETA	1.570	0.060	1.520	0.150	1.033	A	A
2	MN54	34.800	2.500	43.200	1.300	0.806	W	W
1	MN54	34.900	7.400	43.200	1.300	0.808	W	W

Matrix: SO Soil Bq / kg

1	AC228	75.700	14.200	80.200	3.600	0.944	A	A
2	AC228	83.600	20.400	80.200	3.600	1.042	A	A
1	BI212	76.100	25.900	80.500	6.600	0.945	A	A
2	BI212	93.100	31.200	80.500	6.600	1.157	W	A
2	BI214	122.400	21.800	83.300	4.200	1.469	W	W
1	BI214	126.400	17.100	83.300	4.200	1.517	N	W
1	Bq U	288.000	12.000	327.000	11.000	0.881	A	N
2	Bq U	301.000	13.000	327.000	11.000	0.920	A	N
1	CS137	1155.500	136.500	1020.000	51.000	1.133	A	A
2	CS137	1133.700	191.600	1020.000	51.000	1.111	A	A
2	K40	829.500	198.500	713.000	38.000	1.163	A	A
1	K40	899.100	144.700	713.000	38.000	1.261	W	A
1	PB212	93.500	10.900	79.300	4.300	1.179	A	A
2	PB212	92.000	14.000	79.300	4.300	1.160	A	A
1	PB214	141.600	17.800	86.300	4.300	1.641	N	N
2	PB214	125.100	20.000	86.300	4.300	1.450	W	N
2	TH234	414.000	70.800	148.000	10.000	2.797	N	N
1	TH234	349.200	79.600	148.000	10.000	2.359	N	N

Matrix: VE Vegetation Bq / kg

2	CO60	35.860	8.600	32.800	1.300	1.093	A	A
1	CO60	34.970	6.250	32.800	1.300	1.066	A	A
2	CS137	959.900	162.400	867.000	44.000	1.107	A	A
1	CS137	984.600	116.400	867.000	44.000	1.136	A	A
1	K40	724.800	122.400	639.000	34.000	1.134	A	A
2	K40	699.500	168.700	639.000	34.000	1.095	A	A

Matrix: WA Water Bq / L

2	Bq U	0.790	0.180	0.916	0.031	0.862	W	
---	------	-------	-------	-------	-------	-------	---	--

Values for elemental uranium are reported in µg/filter, g, or mL. pCi/g or mL=Bq x 0.027**Evaluation:** A=Acceptable, W=Acceptable with Warning, N=Not Acceptable

If the evaluation system is not appropriate for the types of analyses performed in your lab, apply a site specific evaluation.

QAP 53 Results by Laboratory**Lab:** WO Wisconsin State Lab of Hygiene

No. Test	Radionuclide	Reported Value	Reported Error	EML Value	EML Error	Reported EML	Evaluation	QAP 52 Evaluation
Matrix: WA Water Bq/L								
1	Bq U	0.780	0.170	0.916	0.031	0.852	W	
2	CO60	73.350	13.930	73.700	2.900	0.995	A	A
1	CO60	70.440	10.900	73.700	2.900	0.956	A	A
1	CS137	64.210	7.800	67.000	3.500	0.958	A	A
2	CS137	63.380	9.450	67.000	3.500	0.946	A	A
2	GROSS ALPHA	1164.000	76.110	1070.000	100.000	1.088	A	A
1	GROSS ALPHA	1190.000	79.000	1070.000	100.000	1.112	A	A
2	GROSS BETA	872.000	379.800	950.000	90.000	0.918	A	W
1	GROSS BETA	876.900	349.400	950.000	90.000	0.923	A	W
1	H3	101.860	9.100	91.300	0.300	1.116	A	A
2	H3	96.740	9.050	91.300	0.300	1.060	A	A
1	SR90	4.930	0.580	4.530	0.120	1.088	A	A
2	SR90	4.730	0.600	4.530	0.120	1.044	A	A

Values for elemental uranium are reported in µg/filter, g, or mL. pCi/g or mL=Bq x 0.027

Evaluation: A=Acceptable, W=Acceptable with Warning, N=Not Acceptable

If the evaluation system is not appropriate for the types of analyses performed in your lab, apply a site specific evaluation.

QAP 53 Results by Laboratory**Lab:** WT Waste Stream Technology, Buffalo, NY

No. Test	Radionuclide	Reported Value	Reported Error	EML Value	EML Error	Reported EML	Evaluation	QAP 52 Evaluation
Matrix: AI Air Filter Bq / filter								
1	CO57	11.600	0.800	14.550	0.460	0.797	W	N
1	CO60	8.930	0.500	8.430	0.480	1.059	A	W
1	CS137	7.950	1.000	7.410	0.360	1.073	A	W
1	GROSS ALPHA	2.520	0.200	2.350	0.150	1.072	A	W
1	GROSS BETA	1.230	0.100	1.520	0.150	0.809	W	N
1	MN54	39.400	2.000	43.200	1.300	0.912	A	
1	U234	0.080	0.002	0.041	0.003	1.951	N	
1	U238	0.070	0.002	0.041	0.002	1.707	N	

Matrix: SO Soil Bq / kg

1	BI212	50.900	16.000	80.500	6.600	0.632	A	
1	BI214	70.000	11.000	83.300	4.200	0.840	W	
1	CS137	1000.000	100.000	1020.000	51.000	0.980	A	
1	K40	650.000	90.000	713.000	38.000	0.912	A	N
1	PB212	83.300	11.000	79.300	4.300	1.050	A	
1	PB214	80.200	13.000	86.300	4.300	0.929	A	
1	TH234	178.000	50.000	148.000	10.000	1.203	A	
1	U234	154.000	30.000	157.000	10.000	0.981	A	
1	U238	155.000	30.000	163.000	10.000	0.951	A	

Matrix: VE Vegetation Bq / kg

1	CO60	39.200	6.000	32.800	1.300	1.195	A	A
1	CS137	935.000	100.000	867.000	44.000	1.078	A	
1	K40	715.000	10.000	639.000	34.000	1.119	A	N

Matrix: WA Water Bq / L

1	CO60	108.400	1.000	73.700	2.900	1.471	N	W
1	CS137	68.610	1.000	67.000	3.500	1.024	A	
1	GROSS ALPHA	1160.000	100.000	1070.000	100.000	1.084	A	W
1	GROSS BETA	886.000	90.000	950.000	90.000	0.933	A	N

Values for elemental uranium are reported in µg/filter, g, or mL. pCi/g or mL=Bq x 0.027**Evaluation:** A=Acceptable, W=Acceptable with Warning, N=Not Acceptable

If the evaluation system is not appropriate for the types of analyses performed in your lab, apply a site specific evaluation.

QAP 53 Results by Laboratory**Lab:** WV West Valley Nuclear Services Co, Inc, NY

No. Test	Radionuclide	Reported Value	Reported Error	EML Value	EML Error	Reported EML	Evaluation	QAP 52 Evaluation
Matrix: AI Air Filter Bq / filter								
1	CO57	14.010	0.090	14.550	0.460	0.963	A	A
1	CO60	8.430	0.210	8.430	0.480	1.000	A	A
1	CS137	7.420	0.160	7.410	0.360	1.001	A	A
1	GROSS ALPHA	1.950	0.050	2.350	0.150	0.830	A	A
1	GROSS BETA	1.780	0.040	1.520	0.150	1.171	A	A
1	MN54	49.030	0.390	43.200	1.300	1.135	A	W

Matrix: WA Water Bq / L

1	CO60	74.000	1.900	73.700	2.900	1.004	A	A
1	CS137	64.400	1.490	67.000	3.500	0.961	A	A
1	GROSS ALPHA	1261.000	81.500	1070.000	100.000	1.179	W	A
1	GROSS BETA	1138.000	56.400	950.000	90.000	1.198	A	W
1	H3	105.900	5.240	91.300	0.300	1.160	A	A
1	SR90	4.540	0.250	4.530	0.120	1.002	A	A

Values for elemental uranium are reported in µg/filter, g, or mL. pCi/g or mL=Bq x 0.027

Evaluation: A=Acceptable, W=Acceptable with Warning, N=Not Acceptable

If the evaluation system is not appropriate for the types of analyses performed in your lab, apply a site specific evaluation.

QAP 53 Results by Laboratory**Lab:** WWest Valley Radiation Protection

No. Test	Radionuclide	Reported Value	Reported Error	EML Value	EML Error	Reported EML	Evaluation	QAP 52 Evaluation
Matrix: AI Air Filter Bq / filter								
1	CO57	14.500	0.700	14.550	0.460	0.997	A	A
1	CO60	8.200	0.400	8.430	0.480	0.973	A	A
1	CS137	7.600	0.600	7.410	0.360	1.026	A	A
1	GROSS ALPHA	2.360	0.040	2.350	0.150	1.004	A	W
1	GROSS BETA	1.580	0.030	1.520	0.150	1.039	A	A
1	MN54	46.700	4.100	43.200	1.300	1.081	A	A

Matrix: SO Soil Bq / kg

1	AC228	84.700	3.600	80.200	3.600	1.056	A	A
1	AM241	17.100	3.700	8.270	0.700	2.068	W	N
1	BI212	49.400	8.800	80.500	6.600	0.614	A	W
1	BI214	87.500	4.000	83.300	4.200	1.050	A	A
1	CS137	1176.200	87.600	1020.000	51.000	1.153	A	A
1	K40	878.400	65.600	713.000	38.000	1.232	W	A
1	PB212	91.500	5.700	79.300	4.300	1.154	A	A
1	PB214	109.900	4.500	86.300	4.300	1.273	A	A
1	TH234	305.500	22.800	148.000	10.000	2.064	W	W

Values for elemental uranium are reported in $\mu\text{g}/\text{filter}$, g, or mL. pCi/g or mL=Bq x 0.027

Evaluation: A=Acceptable, W=Acceptable with Warning, N=Not Acceptable

If the evaluation system is not appropriate for the types of analyses performed in your lab, apply a site specific evaluation.

QAP 53 Results by Laboratory**Lab:** WY ECC Radiological Lab, Wayne, NJ

No. Test	Radionuclide	Reported Value	Reported Error	EML Value	EML Error	Reported EML	Evaluation	QAP 52 Evaluation
Matrix: SO Soil Bq/kg								
1	AC228	78.440	16.650	80.200	3.600	0.980	A	
1	BI214	82.510	16.650	83.300	4.200	0.990	A	
1	CS137	1111.480	38.850	1020.000	51.000	1.080	A	
1	K40	499.870	53.650	713.000	38.000	0.700	N	
1	PB214	83.990	12.210	86.300	4.300	0.970	A	

Values for elemental uranium are reported in $\mu\text{g}/\text{filter}$, g, or mL. pCi/g or mL=Bq x 0.027

Evaluation: A=Acceptable, W=Acceptable with Warning, N=Not Acceptable

If the evaluation system is not appropriate for the types of analyses performed in your lab, apply a site specific evaluation.

QAP 53 Results by Laboratory**Lab:** XZ Pacific Northwest National Laboratory

No. Test	Radionuclide	Reported Value	Reported Error	EML Value	EML Error	Reported EML	Evaluation	QAP 52 Evaluation
Matrix: AI Air Filter Bq / filter								
1	CO57	15.400	0.200	14.550	0.460	1.058	A	
1	CO60	9.100	0.200	8.430	0.480	1.079	A	
1	CS137	8.400	0.200	7.410	0.360	1.134	A	
1	GROSS ALPHA	2.540	0.030	2.350	0.150	1.081	A	
1	GROSS BETA	1.490	0.030	1.520	0.150	0.980	A	
1	MN54	46.100	0.500	43.200	1.300	1.067	A	
1	PU238	0.040	0.002	0.045	0.001	0.889	A	
1	PU239	0.060	0.003	0.074	0.007	0.811	W	
1	SR90	1.600	0.100	1.640	0.110	0.976	A	

Matrix: SO Soil Bq / kg

1	AC228	66.000	2.000	80.200	3.600	0.823	W	
1	BI212	93.000	9.000	80.500	6.600	1.155	W	
1	BI214	87.000	11.000	83.300	4.200	1.044	A	
1	CS137	1029.000	58.000	1020.000	51.000	1.009	A	
1	K40	742.000	44.000	713.000	38.000	1.041	A	
1	PB212	83.000	5.000	79.300	4.300	1.047	A	
1	PB214	84.000	7.000	86.300	4.300	0.973	A	
1	TH234	130.000	30.000	148.000	10.000	0.878	A	

Matrix: WA Water Bq / L

1	CO60	71.000	1.000	73.700	2.900	0.963	A	
1	CS137	65.000	1.000	67.000	3.500	0.970	A	
1	GROSS ALPHA	879.000	17.000	1070.000	100.000	0.821	A	
1	GROSS BETA	952.000	21.000	950.000	90.000	1.002	A	
1	H3	116.000	13.000	91.300	0.300	1.271	A	
1	PU238	0.800	0.030	0.786	0.011	1.018	A	
1	PU239	0.600	0.020	0.591	0.021	1.015	A	
1	SR90	4.700	0.300	4.530	0.120	1.038	A	
1	U UG	0.020	0.001	0.030	0.001	0.658	N	

Values for elemental uranium are reported in µg/filter, g, or mL. pCi/g or mL=Bq x 0.027
Evaluation: A=Acceptable, W=Acceptable with Warning, N=Not Acceptable

If the evaluation system is not appropriate for the types of analyses performed in your lab, apply a site specific evaluation.

QAP 53 Results by Laboratory**Lab:** YA Duke Engineering & Sciences Environmental Lab, Westboro, MA

No. Test	Radionuclide	Reported Value	Reported Error	EML Value	EML Error	Reported EML	Evaluation	QAP 52 Evaluation
Matrix: AI Air Filter Bq / filter								
1	AM241	0.040	0.001	0.032	0.001	1.250	A	A
1	CO57	14.260	0.020	14.550	0.460	0.980	A	A
1	CO60	8.110	0.030	8.430	0.480	0.962	A	W
1	CS137	7.250	0.040	7.410	0.360	0.978	A	A
1	GROSS ALPHA	2.000	0.010	2.350	0.150	0.851	A	W
1	GROSS BETA	1.240	0.010	1.520	0.150	0.816	W	W
1	MN54	42.450	0.100	43.200	1.300	0.983	A	A
1	PU238	0.050	0.002	0.045	0.001	1.111	A	A
1	PU239	0.090	0.002	0.074	0.007	1.216	W	W
1	SR90	1.340	0.040	1.640	0.110	0.817	A	A
1	U234	0.050	0.004	0.041	0.003	1.220	A	
1	U238	0.050	0.004	0.041	0.002	1.220	A	

Matrix: SO Soil Bq / kg

1	AC228	75.450	1.430	80.200	3.600	0.941	A	A
1	AM241	8.180	0.410	8.270	0.700	0.989	A	A
1	CS137	967.300	1.900	1020.000	51.000	0.948	A	W
1	K40	674.630	6.760	713.000	38.000	0.946	A	W
1	PU238	20.650	0.390	19.100	0.200	1.081	A	
1	PU239	17.980	0.360	16.800	0.300	1.070	A	W
1	SR90	49.800	1.910	50.400	2.000	0.988	A	A
1	U234	151.580	5.130	157.000	10.000	0.965	A	W
1	U238	155.260	5.250	163.000	10.000	0.953	A	W

Matrix: VE Vegetation Bq / kg

1	AM241	5.420	0.100	5.600	0.670	0.968	A	W
1	CM244	3.470	0.070	3.600	0.270	0.964	A	A
1	CO60	32.970	0.400	32.800	1.300	1.005	A	A
1	CS137	899.840	2.100	867.000	44.000	1.038	A	A
1	K40	644.040	7.540	639.000	34.000	1.008	A	A
1	PU238	0.640	0.040	0.700	0.010	0.914	A	
1	PU239	9.370	0.180	9.600	0.800	0.976	A	A
1	SR90	1286.980	11.190	1150.000	94.000	1.119	W	A

Matrix: WA Water Bq / L

1	AM241	1.160	0.010	1.190	0.045	0.975	A	A
1	CO60	67.690	0.590	73.700	2.900	0.918	A	N
1	CS137	62.340	0.660	67.000	3.500	0.930	A	N
1	GROSS ALPHA	1714.330	22.090	1070.000	100.000	1.602	N	N
1	GROSS BETA	861.970	13.530	950.000	90.000	0.907	A	A
1	H3	110.130	2.770	91.300	0.300	1.206	A	A
1	PU238	0.800	0.010	0.786	0.011	1.018	A	A
1	PU239	0.570	0.010	0.591	0.021	0.964	A	A

Values for elemental uranium are reported in µg/filter, g, or mL. pCi/g or mL=Bq x 0.027**Evaluation:** A=Acceptable, W=Acceptable with Warning, N=Not Acceptable

If the evaluation system is not appropriate for the types of analyses performed in your lab, apply a site specific evaluation.

QAP 53 Results by Laboratory**Lab:** YA Duke Engineering & Sciences Environmental Lab, Westboro, MA

No. Test	Radionuclide	Reported Value	Reported Error	EML Value	EML Error	Reported EML	Evaluation	QAP 52 Evaluation
Matrix: WA Water Bq/L								
1	SR90	4.460	0.220	4.530	0.120	0.985	A	A
1	U UG	0.040	0.001	0.030	0.001	1.316	N	

Values for elemental uranium are reported in $\mu\text{g}/\text{filter}$, g, or mL. pCi/g or $\text{mL}=\text{Bq} \times 0.027$

Evaluation: A=Acceptable, W=Acceptable with Warning, N=Not Acceptable

If the evaluation system is not appropriate for the types of analyses performed in your lab, apply a site specific evaluation.

QAP 53 Results by Laboratory**Lab:** YP US Army Proving Ground, Yuma, AZ

No. Test	Radionuclide	Reported Value	Reported Error	EML Value	EML Error	Reported EML	Evaluation	QAP 52 Evaluation
Matrix: AI Air Filter Bq / filter								
1	U UG	3.070	0.030	3.330	0.140	0.922	A	A
Matrix: SO Soil Bq / kg								
1	U UG	11.740	0.420	13.200	0.500	0.889	A	W
Matrix: WA Water Bq / L								
1	U UG	0.020	0.000	0.030	0.001	0.658	N	A

Values for elemental uranium are reported in $\mu\text{g}/\text{filter}$, g, or mL. pCi/g or $\text{mL}=\text{Bq} \times 0.027$

Evaluation: A=Acceptable, W=Acceptable with Warning, N=Not Acceptable

If the evaluation system is not appropriate for the types of analyses performed in your lab, apply a site specific evaluation.

QAP 53 Results by Laboratory**Lab:** YU Institute of Occupational and Radiological Health, Serbia

No. Test	Radionuclide	Reported Value	Reported Error	EML Value	EML Error	Reported EML	Evaluation	QAP 52 Evaluation
Matrix: AI Air Filter Bq / filter								
1	CO57	14.000	0.100	14.550	0.460	0.962	A	W
1	CO60	8.000	0.100	8.430	0.480	0.949	A	W
1	CS137	7.060	0.040	7.410	0.360	0.953	A	W
1	MN54	41.100	0.100	43.200	1.300	0.951	A	A
Matrix: SO Soil Bq / kg								
1	AC228	86.600	3.700	80.200	3.600	1.080	A	
1	AM241	8.200	2.300	8.270	0.700	0.992	A	
1	BI212	93.300	1.200	80.500	6.600	1.159	W	
1	BI214	90.100	3.100	83.300	4.200	1.082	A	
1	CS137	1092.000	22.000	1020.000	51.000	1.071	A	A
1	K40	799.000	16.000	713.000	38.000	1.121	A	A
1	PB214	90.000	2.700	86.300	4.300	1.043	A	
Matrix: VE Vegetation Bq / kg								
1	AM241	5.500	0.500	5.600	0.670	0.982	A	
1	CO60	32.700	0.600	32.800	1.300	0.997	A	A
1	CS137	860.000	12.000	867.000	44.000	0.992	A	A
1	K40	642.000	13.000	639.000	34.000	1.005	A	A

Values for elemental uranium are reported in µg/filter, g, or mL. pCi/g or mL=Bq x 0.027
Evaluation: A=Acceptable, W=Acceptable with Warning, N=Not Acceptable

If the evaluation system is not appropriate for the types of analyses performed in your lab, apply a site specific evaluation.

QAP 53 Results by Nuclide

Matrix: AI Air Filter Bq / filter
Radionuclide: AM241

EML Value: 0.0320
EML Error: 0.0010

Labcode	Test Number	Reported Value	Reported Error	Reported EML	QAP 52 Evaluation	Evaluation
AF	1	0.0300	0.0100	0.94	A	A
AG	1	0.0300	0.0100	0.94	A	A
AI	1	0.0300	0.0024	0.94	N	A
AM	1	0.0200	0.0100	0.63	A	N
AN	1	0.0400	0.0060	1.25	A	A
AR	1	0.0300	0.0074	0.94	A	A
AU	1	0.0300	0.0040	0.94	A	A
BE	1	0.0300	0.0070	0.94	A	A
BL	2	0.0300	0.0300	0.94	A	A
BL	3	0.0300	0.0058	0.94	A	A
BM	1	0.0300	0.0048	0.94	A	A
BU	1	0.0300	0.0020	0.94	W	A
BX	1	0.0500	0.0100	1.56	A	W
CB	1	0.3000	0.0800	9.38	A	N
CH	1	0.0300	0.0045	0.94	A	A
CL	1	0.1300	0.0700	4.06	A	N
CW	1	0.0300	0.0020	0.94	A	A
EC	3	0.0200	0.0200	0.63	N	N
EC	4	0.0200	0.0200	0.63	N	N
EC	5	0.0300	0.0100	0.94	N	A
EC	2	0.0300	0.0100	0.94	N	A
EC	1	0.0400	0.0100	1.25	N	A
EG	1	0.0200	0.0032	0.63	A	N
FL	1	0.0400	0.0200	1.25	A	A
FM	1	0.0800	0.0600	2.50	N	N
GA	1	0.0400	0.0100	1.25	A	A
GE	1	0.0300	0.0090	0.94	A	A
GT	1	0.0400	0.0100	1.25	A	A
IS	1	0.0300	0.0100	0.94	A	A
IT	1	0.0300	0.0050	0.94	W	A
KR	1	0.0500	0.0300	1.56		W
LV	1	0.0700	0.0100	2.19	A	W
ML	1	0.0400	0.0040	1.25		A
NM	1	0.0300	0.0020	0.94		A
NQ	1	0.0300	0.0030	0.94	W	A

Values for elemental Uranium are reported in micrograms/filter, g or mL pCi/g or mL =Bq x 0.027

Evaluation: A=Acceptable, W=Acceptable with Warning, N=Not Acceptable

If the evaluation system is not appropriate for the types of analyses performed in your lab, apply site specific evaluation.

QAP 53 Results by Nuclide

Matrix: AI Air Filter Bq / filter
Radionuclide: AM241

EML Value: 0.0320
EML Error: 0.0010

Labcode	Test Number	Reported Value	Reported Error	Reported EML	QAP 52 Evaluation	Evaluation
OK	1	0.0300	0.0070	0.94		A
OT	1	0.0200	0.0070	0.63	N	N
PO	1	0.0700	0.0300	2.19	W	W
RI	1	0.0400	0.0065	1.25	A	A
SE	1	0.0700	0.0020	2.19	W	W
SI	1	0.0300	0.0090	0.94	A	A
SN	1	0.0300	0.0080	0.94	W	A
SR	1	0.0300	0.0060	0.94	A	A
TE	1	0.0600	0.0100	1.88		W
TM	1	0.0200	0.0100	0.63	A	N
TN	1	0.0300	0.0057	0.94	A	A
TO	1	0.0500	0.0010	1.56	A	W
UY	1	0.0300	0.0062	0.94	A	A
WA	1	0.0300	0.0100	0.94	A	A
WC	1	0.0300	0.0100	0.94	A	A
WE	3	0.0400	0.0080	1.25	N	A
WE	2	0.0300	0.0070	0.94	N	A
WE	1	0.0300	0.0100	0.94	N	A
YA	1	0.0400	0.0014	1.25	A	A

Total Number Reported: 54

Values for elemental Uranium are reported in micrograms/filter, g or mL pCi/g or mL =Bq x 0.027
Evaluation: A=Acceptable, W=Acceptable with Warning, N=Not Acceptable
 If the evaluation system is not appropriate for the types of analyses performed in your lab, apply site specific evaluation.

QAP 53 Results by Nuclide

Matrix: AI Air Filter Bq / filter
Radionuclide: Bq U

EML Value: 0.0830
EML Error: 0.0040

Labcode	Test Number	Reported Value	Reported Error	<u>Reported EML</u>	QAP 52 Evaluation	Evaluation
AF	1	0.2300	0.0200	2.77	W	N
AI	1	0.0500	0.0024	0.60	A	N
AM	1	0.1500	0.0200	1.81	A	W
BL	1	0.0800	0.0010	0.96	A	A
BU	1	0.0700	0.0090	0.84	A	W
CH	1	0.0900	0.0042	1.08	A	A
OT	1	0.0600	0.0090	0.72	N	N
SN	1	0.0800	0.0100	0.96	A	A
TE	1	0.0700	0.0100	0.84	A	W
UY	1	0.0700	0.0100	0.84	A	W
WA	1	0.0800	0.0100	0.96	A	A

Total Number Reported: 11

Values for elemental Uranium are reported in micrograms/filter, g or mL pCi/g or mL =Bq x 0.027
Evaluation: A=Acceptable, W=Acceptable with Warning, N=Not Acceptable
 If the evaluation system is not appropriate for the types of analyses performed in your lab, apply site specific evaluation.

QAP 53 Results by Nuclide

Matrix: AI Air Filter Bq / filter
Radionuclide: CO57

EML Value: 14.5500
EML Error: 0.4600

Labcode	Test Number	Reported Value	Reported Error	Reported EML	QAP 52 Evaluation	Evaluation
AC	1	13.5000	0.7000	0.93	A	A
AF	1	13.8200	0.8400	0.95	A	A
AG	2	14.4000	1.9000	0.99	A	A
AG	1	17.2000	2.2000	1.18	A	W
AI	1	16.3000	0.1000	1.12	W	A
AM	1	12.6300	0.0400	0.87	A	A
AN	1	15.0000	0.3000	1.03	A	A
AR	1	15.1500	0.6200	1.04	A	A
AS	1	13.7700	0.0800	0.95	A	A
AT	1	14.5600	1.1500	1.00	A	A
AU	1	15.0700	0.3000	1.04	A	A
AW	1	15.0000	2.0000	1.03	A	A
BA	1	13.9800	0.9500	0.96	A	A
BC	1	14.7000	0.4000	1.01	A	A
BE	1	19.0000	2.0000	1.31	A	W
BL	1	15.3000	1.7000	1.05	A	A
BN	1	16.3800	2.2800	1.13	A	A
BQ	1	13.8000	0.1000	0.95	A	A
BU	1	14.0000	0.9000	0.96	A	A
BX	1	15.0000	0.4000	1.03	A	A
CA	1	15.0000	0.6000	1.03	A	A
CB	1	16.5300	0.4400	1.14	W	A
CD	1	15.3000	0.5000	1.05	A	A
CE	1	13.0000	0.7500	0.89		A
CH	1	16.8000	0.0500	1.15	A	W
CL	1	15.0000	0.2000	1.03	N	A
CN	1	14.7000	0.9700	1.01		A
CO	1	19.4000	0.2000	1.33	W	W
CO	2	18.5000	0.2000	1.27	W	W
CU	1	16.8000	0.1000	1.15	A	W
CW	1	15.5000	0.5000	1.07	A	A
DH	1	14.5200	0.3100	1.00	A	A
EC	5	15.7000	0.5600	1.08	N	A
EC	4	17.0000	0.6300	1.17	N	W

Values for elemental Uranium are reported in micrograms/filter, g or mL pCi/g or mL =Bq x 0.027

Evaluation: A=Acceptable, W=Acceptable with Warning, N=Not Acceptable

If the evaluation system is not appropriate for the types of analyses performed in your lab, apply site specific evaluation.

QAP 53 Results by Nuclide

Matrix: AI Air Filter Bq / filter
Radionuclide: CO57

EML Value: 14.5500
EML Error: 0.4600

Labcode	Test Number	Reported Value	Reported Error	Reported EML	QAP 52 Evaluation	Evaluation
EC	3	17.0000	0.6300	1.17	N	W
EC	2	16.8000	0.5800	1.15	N	W
EC	1	14.5000	0.7000	1.00	N	A
EG	1	17.0000	1.0000	1.17	A	W
EP	1	15.4400	0.9500	1.06	A	A
FG	1	15.0700	1.0000	1.04	A	A
FJ	1	15.4000	0.7000	1.06		A
FL	1	16.4900	0.0400	1.13	W	A
FM	1	15.4000	0.2000	1.06	A	A
GA	1	15.2000	0.5000	1.04	A	A
GC	2	15.1000	0.6400	1.04	A	A
GC	3	14.6000	0.6000	1.00	A	A
GC	1	14.7000	0.6200	1.01	A	A
GD	2	13.0000	1.0000	0.89		A
GD	1	13.0000	1.0000	0.89		A
GD	3	13.0000	1.0000	0.89		A
GE	1	14.5000	1.3000	1.00	A	A
HU	1	14.0000	0.1000	0.96	A	A
ID	1	19.8600	0.9900	1.37	W	W
IL	1	15.1000	0.2000	1.04	A	A
IN	1	16.3000	1.8000	1.12	A	A
IS	1	15.2000	2.6000	1.04	A	A
IT	1	14.8000	0.9000	1.02	A	A
KR	1	15.7000	0.6000	1.08		A
KR	2	15.8000	0.6000	1.09		A
KR	3	15.4000	0.6000	1.06		A
KR	4	15.4000	0.6000	1.06		A
LB	1	15.0000	1.0000	1.03	A	A
LL	1	18.8000	1.3200	1.29	W	W
LM	1	13.9600	0.0800	0.96	A	A
LN	1	12.8000	0.9000	0.88	A	A
LV	1	13.8000	0.6000	0.95	A	A
ME	1	15.7000	0.4000	1.08	A	A
ME	2	16.5000	0.3000	1.13	A	A
ME	3	16.0000	0.4000	1.10	A	A

Values for elemental Uranium are reported in micrograms/filter, g or mL pCi/g or mL =Bq x 0.027

Evaluation: A=Acceptable, W=Acceptable with Warning, N=Not Acceptable

If the evaluation system is not appropriate for the types of analyses performed in your lab, apply site specific evaluation.

QAP 53 Results by Nuclide

Matrix: AI Air Filter Bq / filter
Radionuclide: CO57

EML Value: 14.5500
EML Error: 0.4600

Labcode	Test Number	Reported Value	Reported Error	Reported EML	QAP 52 Evaluation	Evaluation
MH	1	14.8000	0.7000	1.02	A	A
MI	1	15.4000	0.6000	1.06		A
ML	1	13.0000	1.3000	0.89		A
MS	1	16.2000	1.6000	1.11	W	A
NA	1	8.7800	0.3000	0.60	A	N
NL	1	16.4000	0.8000	1.13	A	A
NP	1	14.1000	0.1000	0.97	A	A
NQ	1	13.9300	2.8500	0.96	A	A
NR	1	13.8000	2.8000	0.95	A	A
NZ	1	12.8000	1.4000	0.88	A	A
OC	1	16.0000	2.0000	1.10	A	A
OD	2	14.9800	0.4400	1.03	A	A
OD	1	15.6900	0.4600	1.08	A	A
OH	1	15.9400	0.0900	1.10	W	A
OS	2	16.0000	1.2000	1.10	W	A
OS	1	16.0000	1.2000	1.10	W	A
OT	1	15.0000	1.0000	1.03	W	A
PK	1	15.6000	1.2000	1.07	A	A
PO	1	14.0000	0.1000	0.96	A	A
RA	1	15.0000	1.0000	1.03	A	A
RA	2	14.0000	1.0000	0.96	A	A
RC	1	14.8000	0.4000	1.02	A	A
RI	1	13.7000	0.6300	0.94	A	A
RM	1	14.0000	2.0000	0.96	A	A
SA	1	13.8000	1.6000	0.95	A	A
SE	1	13.7000	0.4000	0.94	A	A
SI	1	14.2000	0.4000	0.98	A	A
SR	1	16.0000	1.0000	1.10	A	A
SW	1	14.0400	1.4700	0.96	W	A
TE	1	16.5000	0.6000	1.13	A	A
TI	1	15.2000	0.2000	1.04	W	A
TK	1	14.3500	1.8500	0.99		A
TK	2	14.7900	2.8600	1.02		A
TM	1	18.2500	1.0700	1.25	W	W
TN	1	12.3700	0.0900	0.85	A	A

Values for elemental Uranium are reported in micrograms/filter, g or mL pCi/g or mL =Bq x 0.027

Evaluation: A=Acceptable, W=Acceptable with Warning, N=Not Acceptable

If the evaluation system is not appropriate for the types of analyses performed in your lab, apply site specific evaluation.

QAP 53 Results by Nuclide

Matrix: AI Air Filter Bq / filter
Radionuclide: CO57

EML Value: 14.5500
EML Error: 0.4600

Labcode	Test Number	Reported Value	Reported Error	Reported EML	QAP 52 Evaluation	Evaluation
TO	1	23.6900	1.7900	1.63	W	N
TP	1	14.8700	0.2000	1.02	A	A
TQ	1	14.2300	0.3600	0.98	A	A
TR	1	13.5900	0.6400	0.93		A
TW	1	15.1000	0.3200	1.04	A	A
TX	1	13.7800	0.0800	0.95	A	A
UY	1	11.8000	0.2500	0.81	A	A
WA	1	15.4000	0.7000	1.06	A	A
WC	1	14.2000	1.4000	0.98	A	A
WE	2	13.1000	0.4400	0.90	A	A
WE	1	13.6000	0.4800	0.94	A	A
WI	3	15.2000	2.2400	1.04	A	A
WI	2	14.4000	2.0500	0.99	A	A
WI	1	15.0000	2.2100	1.03	A	A
WN	2	14.9000	0.4000	1.02	A	A
WN	1	14.9000	0.5000	1.02	A	A
WN	3	15.0000	0.4000	1.03	A	A
WO	2	6.5100	0.6000	0.45	W	N
WO	1	6.2100	0.8000	0.43	W	N
WT	1	11.6000	0.8000	0.80	N	W
WV	1	14.0100	0.0900	0.96	A	A
WW	1	14.5000	0.7000	1.00	A	A
XZ	1	15.4000	0.2000	1.06		A
YA	1	14.2600	0.0200	0.98	A	A
YU	1	14.0000	0.1000	0.96	W	A

Total Number Reported: 129

Values for elemental Uranium are reported in micrograms/filter, g or mL pCi/g or mL =Bq x 0.027

Evaluation: A=Acceptable, W=Acceptable with Warning, N=Not Acceptable

If the evaluation system is not appropriate for the types of analyses performed in your lab, apply site specific evaluation.

QAP 53 Results by Nuclide

Matrix: AI Air Filter Bq / filter
Radionuclide: CO60

EML Value: 8.4300
EML Error: 0.4800

Labcode	Test Number	Reported Value	Reported Error	Reported EML	QAP 52 Evaluation	Evaluation
AC	1	8.7400	0.2300	1.04	A	A
AF	1	8.4600	0.5300	1.00	A	A
AG	1	9.1100	1.1500	1.08	A	A
AG	2	8.5000	1.1000	1.01	A	A
AI	1	8.5600	0.2000	1.01	N	A
AM	1	7.3900	0.1300	0.88	A	A
AN	1	9.0000	0.7000	1.07	W	A
AR	1	8.7300	0.4300	1.04	A	A
AS	1	7.8400	0.1100	0.93	A	A
AT	1	8.2400	0.6500	0.98	A	A
AU	1	8.7600	0.2800	1.04	A	A
AW	1	8.9000	0.9000	1.06	W	A
BA	1	8.0300	0.1500	0.95	A	A
BC	1	9.0600	0.5100	1.08	A	A
BE	1	10.0000	1.0000	1.19	W	W
BL	1	8.5700	0.9200	1.02	A	A
BM	1	8.6300	0.6200	1.02	W	A
BN	1	7.2400	2.9000	0.86	W	W
BQ	1	8.5000	0.1000	1.01	A	A
BU	1	8.4000	0.5000	1.00	A	A
BX	1	9.2500	0.5300	1.10	A	A
CA	1	9.3000	1.0000	1.10	A	A
CB	1	9.3600	0.2300	1.11	W	A
CD	1	8.8000	0.3000	1.04	A	A
CE	1	8.2000	0.4100	0.97		A
CH	1	9.8700	0.1000	1.17	W	W
CL	1	8.8000	0.1000	1.04	N	A
CN	1	8.2500	0.5400	0.97		A
CO	2	10.6000	0.2000	1.26	W	W
CO	1	11.0000	0.2000	1.30	W	N
CS	1	8.7100	0.7400	1.03	A	A
CU	1	9.1000	0.2000	1.08	A	A
CW	1	9.1000	0.3000	1.08	A	A
DH	1	8.8400	0.0700	1.05	A	A

Values for elemental Uranium are reported in micrograms/filter, g or mL pCi/g or mL =Bq x 0.027

Evaluation: A=Acceptable, W=Acceptable with Warning, N=Not Acceptable

If the evaluation system is not appropriate for the types of analyses performed in your lab, apply site specific evaluation.

QAP 53 Results by Nuclide

Matrix: AI Air Filter Bq / filter
Radionuclide: CO60

EML Value: 8.4300
EML Error: 0.4800

Labcode	Test Number	Reported Value	Reported Error	Reported EML	QAP 52 Evaluation	Evaluation
EC	5	8.8700	0.2800	1.05	N	A
EC	4	9.4600	0.2800	1.12	N	A
EC	3	9.2300	0.3300	1.10	N	A
EC	2	9.1700	0.2700	1.09	N	A
EC	1	8.6800	0.3500	1.03	N	A
EG	1	10.0000	1.0000	1.19	W	W
EP	1	9.3900	0.6100	1.11	W	A
FG	1	8.2900	1.8000	0.98	W	A
FJ	1	9.3000	0.6000	1.10		A
FL	1	8.9000	0.1000	1.06	A	A
FM	1	8.9000	0.1000	1.06	A	A
GA	1	8.6000	0.4000	1.02	W	A
GC	1	8.5300	0.5000	1.01	A	A
GC	3	8.6400	0.4700	1.02	A	A
GC	2	9.0500	0.5300	1.07	A	A
GD	3	8.0000	1.0000	0.95		A
GD	2	8.0000	1.0000	0.95		A
GD	1	8.0000	1.0000	0.95		A
GE	1	8.9200	0.8900	1.06	A	A
GT	1	8.7000	1.0000	1.03	A	A
HU	1	7.9700	0.3000	0.94	A	A
ID	1	8.5700	0.4300	1.02		A
IL	1	9.2000	0.1000	1.09	A	A
IN	1	9.3000	1.0000	1.10	A	A
IS	1	8.6800	0.9700	1.03	A	A
IT	1	8.3000	0.5000	0.99	A	A
KR	1	9.1000	0.4000	1.08		A
KR	4	8.8000	0.4000	1.04		A
KR	2	8.8000	0.4000	1.04		A
KR	3	8.6000	0.4000	1.02		A
LB	1	8.5000	0.5000	1.01	A	A
LL	1	10.0000	0.3900	1.19	W	W
LM	1	8.3400	0.1400	0.99	A	A
LN	1	8.0000	0.6000	0.95	A	A
LV	1	8.6300	0.1700	1.02	A	A

Values for elemental Uranium are reported in micrograms/filter, g or mL pCi/g or mL =Bq x 0.027

Evaluation: A=Acceptable, W=Acceptable with Warning, N=Not Acceptable

If the evaluation system is not appropriate for the types of analyses performed in your lab, apply site specific evaluation.

QAP 53 Results by Nuclide

Matrix: AI Air Filter Bq / filter
Radionuclide: CO60

EML Value: 8.4300
EML Error: 0.4800

Labcode	Test Number	Reported Value	Reported Error	Reported EML	QAP 52 Evaluation	Evaluation
ME	1	9.3000	0.2000	1.10	A	A
ME	3	9.2000	0.2000	1.09	A	A
ME	2	9.4000	0.2000	1.12	A	A
MH	1	8.9000	0.3000	1.06	A	A
MI	1	8.8000	0.4000	1.04		A
ML	1	9.0000	0.9000	1.07		A
MS	1	7.9000	0.7900	0.94	A	A
NA	1	5.9600	0.2200	0.71	A	N
NL	1	9.1400	0.3300	1.08	A	A
NP	1	8.3000	0.1000	0.99	A	A
NQ	1	8.3000	1.6700	0.99	A	A
NR	1	8.3200	1.6600	0.99	A	A
NZ	1	8.9000	1.0000	1.06	A	A
OC	1	8.8000	1.0000	1.04	A	A
OD	1	8.7000	0.1100	1.03	A	A
OD	2	8.7300	0.1300	1.04	A	A
OH	1	9.0200	0.1700	1.07	W	A
OS	1	8.4100	0.1900	1.00	W	A
OS	2	8.5200	0.1800	1.01	W	A
OT	1	8.9000	0.2000	1.06	W	A
OU	1	10.2000	0.9000	1.21	A	W
PK	1	7.7200	0.2300	0.92	W	A
PO	1	8.0500	0.2300	0.95	A	A
PS	1	9.2100	0.2200	1.09	W	A
RA	1	8.1800	0.4900	0.97	A	A
RA	2	8.7000	0.6000	1.03	A	A
RC	1	9.0000	0.3000	1.07	A	A
RI	1	7.6000	0.6900	0.90	W	A
RM	1	8.7000	1.2000	1.03	A	A
SA	1	8.0600	0.6200	0.96	A	A
SB	1	9.7800	0.7200	1.16	W	W
SE	1	7.4000	0.2000	0.88	A	A
SI	1	8.5100	0.1700	1.01	A	A
SR	1	9.3400	0.6300	1.11	W	A
SW	1	7.6800	0.6900	0.91	N	A

Values for elemental Uranium are reported in micrograms/filter, g or mL pCi/g or mL =Bq x 0.027

Evaluation: A=Acceptable, W=Acceptable with Warning, N=Not Acceptable

If the evaluation system is not appropriate for the types of analyses performed in your lab, apply site specific evaluation.

QAP 53 Results by Nuclide

Matrix: AI Air Filter Bq / filter
Radionuclide: CO60

EML Value: 8.4300
EML Error: 0.4800

Labcode	Test Number	Reported Value	Reported Error	Reported EML	QAP 52 Evaluation	Evaluation
TE	1	9.2000	0.4000	1.09	W	A
TI	1	8.7900	0.0600	1.04	W	A
TK	2	8.4200	1.2300	1.00		A
TK	1	7.9900	1.8300	0.95		A
TM	1	9.5700	0.7800	1.13	W	W
TN	1	7.3600	0.1900	0.87	A	A
TO	1	8.1800	0.8200	0.97	A	A
TP	1	8.3600	0.0800	0.99	A	A
TQ	1	8.3600	0.4900	0.99	A	A
TR	1	7.9000	0.4000	0.94		A
TW	1	8.8000	0.2000	1.04	A	A
TX	1	8.1900	0.0800	0.97	A	A
UC	1	8.7700	0.1400	1.04	A	A
UY	1	7.8200	0.6400	0.93	A	A
WA	1	9.1000	0.2000	1.08	W	A
WC	1	8.3900	0.6900	1.00	A	A
WE	1	8.1200	0.1700	0.96	A	A
WE	2	7.9600	0.1700	0.94	A	A
WI	1	8.7600	1.2000	1.04	A	A
WI	2	8.6400	1.2100	1.02	A	A
WI	3	8.6200	1.1900	1.02	A	A
WN	1	8.9000	0.3000	1.06	W	A
WN	2	8.6000	0.2000	1.02	W	A
WN	3	8.7000	0.2000	1.03	W	A
WO	1	7.0400	1.8000	0.83	N	W
WO	2	6.6000	0.7000	0.78	N	N
WT	1	8.9300	0.5000	1.06	W	A
WV	1	8.4300	0.2100	1.00	A	A
WW	1	8.2000	0.4000	0.97	A	A
XZ	1	9.1000	0.2000	1.08		A
YA	1	8.1100	0.0300	0.96	W	A
YU	1	8.0000	0.1000	0.95	W	A

Total Number Reported: 136

Values for elemental Uranium are reported in micrograms/filter, g or mL pCi/g or mL =Bq x 0.027

Evaluation: A=Acceptable, W=Acceptable with Warning, N=Not Acceptable

If the evaluation system is not appropriate for the types of analyses performed in your lab, apply site specific evaluation.

QAP 53 Results by Nuclide

Matrix: AI Air Filter Bq / filter
Radionuclide: CS137

EML Value: 7.4100
EML Error: 0.3600

Labcode	Test Number	Reported Value	Reported Error	Reported EML	QAP 52 Evaluation	Evaluation
AC	1	7.2600	0.2400	0.98	A	A
AF	1	7.6000	0.5300	1.03	A	A
AG	1	8.5500	1.1200	1.15	A	A
AG	2	7.8000	1.0800	1.05	A	A
AI	1	7.8900	0.2000	1.07	W	A
AM	1	6.6500	0.1100	0.90	A	A
AN	1	8.0000	0.8000	1.08	A	A
AR	1	8.2600	0.4500	1.12	A	A
AS	1	7.0000	0.1300	0.94	A	A
AT	1	7.0900	0.7300	0.96	A	A
AU	1	8.8000	0.4200	1.19	A	W
AW	1	7.8000	0.8000	1.05	A	A
BA	1	7.5300	0.2900	1.02	A	A
BC	1	8.0700	0.3800	1.09	A	A
BE	1	9.0000	2.0000	1.22	A	W
BL	1	8.1000	0.9000	1.09	A	A
BM	1	7.9200	0.9600	1.07	W	A
BN	1	8.4800	1.0400	1.14	A	A
BQ	1	9.2000	0.1000	1.24	A	W
BU	1	7.6000	0.4000	1.03	A	A
BX	1	7.9600	0.3700	1.07	A	A
CA	1	8.0000	0.8000	1.08	A	A
CB	1	8.5700	0.2600	1.16	W	A
CD	1	8.2000	0.4000	1.11	A	A
CE	1	7.8000	0.5200	1.05		A
CH	1	9.0700	0.0900	1.22	A	W
CL	1	7.8000	0.1000	1.05	N	A
CN	1	7.5600	0.4900	1.01		A
CO	1	10.0000	0.2000	1.35	W	W
CO	2	9.6000	0.2000	1.30	W	W
CS	1	7.7200	0.7300	1.04	A	A
CU	1	8.0000	0.2000	1.08	A	A
CW	1	8.2000	0.3000	1.11	A	A
DH	1	8.0300	0.0800	1.08	A	A

Values for elemental Uranium are reported in micrograms/filter, g or mL pCi/g or mL =Bq x 0.027

Evaluation: A=Acceptable, W=Acceptable with Warning, N=Not Acceptable

If the evaluation system is not appropriate for the types of analyses performed in your lab, apply site specific evaluation.

QAP 53 Results by Nuclide

Matrix: AI Air Filter Bq / filter
Radionuclide: CS137

EML Value: 7.4100
EML Error: 0.3600

Labcode	Test Number	Reported Value	Reported Error	Reported EML	QAP 52 Evaluation	Evaluation
EC	5	7.5200	0.3100	1.01	N	A
EC	1	7.8400	0.3000	1.06	N	A
EC	2	8.0400	0.3000	1.09	N	A
EC	3	7.7500	0.2700	1.05	N	A
EC	4	8.0100	0.2800	1.08	N	A
EG	1	9.0000	1.0000	1.22	W	W
EP	1	8.3300	0.6200	1.12	A	A
FG	1	7.5100	2.4000	1.01	A	A
FJ	1	8.3000	0.4000	1.12		A
FL	1	8.1300	0.0600	1.10	A	A
FM	1	8.7000	0.2000	1.17	W	W
GA	1	8.2000	0.5000	1.11	A	A
GC	1	8.0000	0.5800	1.08	A	A
GC	3	7.9900	0.5300	1.08	A	A
GC	2	7.9700	0.5900	1.08	A	A
GD	3	8.0000	1.0000	1.08		A
GD	2	8.0000	1.0000	1.08		A
GD	1	8.0000	1.0000	1.08		A
GE	1	7.9800	0.9100	1.08	A	A
GT	1	7.9000	1.4000	1.07	W	A
HU	1	7.1200	0.4400	0.96	A	A
ID	1	8.0200	0.4000	1.08	W	A
IL	1	8.2000	0.1000	1.11	A	A
IN	1	8.5000	0.9000	1.15	A	A
IS	1	7.6000	0.9800	1.03	A	A
IT	1	7.0000	0.4000	0.94	A	A
KR	4	8.9000	0.4000	1.20		W
KR	2	8.9000	0.4000	1.20		W
KR	1	8.6000	0.5000	1.16		W
KR	3	8.5000	0.4000	1.15		A
LB	1	7.5000	0.5000	1.01	A	A
LL	1	9.6200	1.1300	1.30	W	W
LM	1	7.6000	0.1600	1.03	A	A
LN	1	7.5000	0.5000	1.01	A	A
LV	1	7.8000	0.2700	1.05	A	A

Values for elemental Uranium are reported in micrograms/filter, g or mL pCi/g or mL =Bq x 0.027

Evaluation: A=Acceptable, W=Acceptable with Warning, N=Not Acceptable

If the evaluation system is not appropriate for the types of analyses performed in your lab, apply site specific evaluation.

QAP 53 Results by Nuclide

Matrix: AI Air Filter Bq / filter
Radionuclide: CS137

EML Value: 7.4100
EML Error: 0.3600

Labcode	Test Number	Reported Value	Reported Error	Reported EML	QAP 52 Evaluation	Evaluation
ME	3	8.7000	0.2000	1.17	A	W
ME	2	8.6000	0.2000	1.16	A	W
ME	1	8.3000	0.2000	1.12	A	A
MH	1	9.2000	0.5000	1.24	W	W
MI	1	8.6000	0.5000	1.16		W
ML	1	8.0000	0.8000	1.08		A
MS	1	7.2700	0.7300	0.98	A	A
NA	1	5.5500	0.2200	0.75	A	N
NL	1	8.6200	0.4400	1.16	A	W
NM	1	7.4300	0.5000	1.00	N	A
NP	1	7.1000	0.2000	0.96	A	A
NQ	1	7.5600	1.5600	1.02	A	A
NR	1	7.9000	1.5800	1.07	A	A
NZ	1	8.0000	0.8000	1.08	A	A
OC	1	7.8000	1.0000	1.05	A	A
OD	1	7.7300	0.2300	1.04	A	A
OD	2	7.7200	0.1900	1.04	A	A
OH	1	9.0400	0.1600	1.22	W	W
OS	1	7.7400	0.4300	1.04	W	A
OS	2	7.5600	0.4200	1.02	W	A
OT	1	8.3000	0.2000	1.12	W	A
OU	1	8.5800	1.0000	1.16	A	A
PK	1	8.0400	0.1200	1.09	A	A
PO	1	7.2500	0.1400	0.98	A	A
PS	1	7.8800	0.1800	1.06	W	A
RA	1	8.5600	0.6200	1.15	A	A
RA	2	7.8000	0.5000	1.05	A	A
RC	1	7.8000	0.7000	1.05	A	A
RI	1	8.2300	1.1600	1.11	W	A
RM	1	8.0000	1.2000	1.08	A	A
SA	1	7.2900	1.0200	0.98	A	A
SB	1	9.2600	1.4200	1.25	W	W
SE	1	7.0000	0.2000	0.94	A	A
SI	1	7.4700	0.1600	1.01	A	A
SR	1	8.0400	0.9400	1.09	A	A

Values for elemental Uranium are reported in micrograms/filter, g or mL pCi/g or mL =Bq x 0.027

Evaluation: A=Acceptable, W=Acceptable with Warning, N=Not Acceptable

If the evaluation system is not appropriate for the types of analyses performed in your lab, apply site specific evaluation.

QAP 53 Results by Nuclide

Matrix: AI Air Filter Bq / filter
Radionuclide: CS137

EML Value: 7.4100
EML Error: 0.3600

Labcode	Test Number	Reported Value	Reported Error	Reported EML	QAP 52 Evaluation	Evaluation
SW	1	7.7100	1.6600	1.04	N	A
TE	1	8.8000	0.5000	1.19	W	W
TI	1	8.2600	0.1600	1.12	W	A
TK	2	7.5300	1.4300	1.02		A
TK	1	7.5300	1.4300	1.02		A
TM	1	8.8000	0.9900	1.19	W	W
TN	1	6.5800	0.2000	0.89	A	A
TO	1	7.5200	1.0000	1.01	A	A
TP	1	7.4400	0.1000	1.00	A	A
TQ	1	7.7800	0.3200	1.05	A	A
TR	1	6.8000	0.3400	0.92		A
TW	1	7.9400	0.2200	1.07	A	A
TX	1	7.2600	0.1100	0.98	A	A
UC	1	10.1000	0.1600	1.36	W	N
UY	1	6.9200	0.5000	0.93	A	A
WA	1	8.5000	0.9000	1.15	W	A
WC	1	7.7400	1.2000	1.04	A	A
WE	2	7.1900	0.7300	0.97	A	A
WE	1	7.4400	0.7500	1.00	A	A
WI	2	7.7300	1.1100	1.04	A	A
WI	3	7.1400	0.9900	0.96	A	A
WI	1	7.7500	1.0800	1.05	A	A
WN	2	7.8000	0.3000	1.05	A	A
WN	1	7.8000	0.4000	1.05	A	A
WN	3	7.9000	0.3000	1.07	A	A
WO	2	7.6200	0.8000	1.03	W	A
WO	1	7.8700	1.6000	1.06	W	A
WT	1	7.9500	1.0000	1.07	W	A
WV	1	7.4200	0.1600	1.00	A	A
WW	1	7.6000	0.6000	1.03	A	A
XZ	1	8.4000	0.2000	1.13		A
YA	1	7.2500	0.0400	0.98	A	A
YU	1	7.0600	0.0400	0.95	W	A

Total Number Reported: 137

Values for elemental Uranium are reported in micrograms/filter, g or mL pCi/g or mL =Bq x 0.027

Evaluation: A=Acceptable, W=Acceptable with Warning, N=Not Acceptable

If the evaluation system is not appropriate for the types of analyses performed in your lab, apply site specific evaluation.

QAP 53 Results by Nuclide

Matrix: AI Air Filter Bq / filter
Radionuclide: GROSS ALPHA

EML Value: 2.3500
EML Error: 0.1500

Labcode	Test Number	Reported Value	Reported Error	Reported EML	QAP 52 Evaluation	Evaluation
AF	1	1.9800	0.0200	0.84	A	A
AI	1	2.0300	0.0900	0.86	W	A
AM	1	2.1800	0.0300	0.93	A	A
AR	1	1.9500	0.0400	0.83	A	A
AS	1	2.5200	0.0600	1.07	A	A
AT	1	2.7600	0.2000	1.17	A	A
AU	1	3.2400	0.1300	1.38	A	W
BC	1	1.9900	0.0700	0.85	A	A
BE	1	2.5200	0.2800	1.07	A	A
BL	1	2.7300	0.0700	1.16	A	A
BN	1	2.1300	0.0800	0.91	W	A
BQ	1	3.3000	0.3000	1.40	A	W
BU	1	2.3300	0.1500	0.99	W	A
BX	1	1.8300	0.0700	0.78	A	W
CA	1	2.1000	0.1000	0.89	A	A
CE	1	2.4000	0.0900	1.02		A
CH	1	2.3800	0.0300	1.01	N	A
CL	1	2.7000	0.1000	1.15	A	A
DH	1	2.4300	0.0600	1.03	A	A
EC	4	1.8200	0.1800	0.77	A	W
EC	5	2.0000	0.2000	0.85	A	A
EC	2	1.8600	0.1800	0.79	A	W
EC	1	1.8200	0.1800	0.77	A	W
EC	3	1.8100	0.1800	0.77	A	W
FG	1	3.2000	0.1000	1.36	A	W
FL	1	2.2600	0.0500	0.96	W	A
GE	1	2.7500	0.0300	1.17	A	A
GT	1	2.4000	0.5600	1.02	A	A
HC	1	2.2100	0.1100	0.94	A	A
IL	1	2.4300	0.0300	1.03	A	A
IS	1	2.9300	0.3100	1.25	A	W
IT	1	2.7000	0.2800	1.15	N	A
KA	1	3.0500	0.3400	1.30	A	W
KR	1	2.3200	0.0300	0.99	A	A

Values for elemental Uranium are reported in micrograms/filter, g or mL pCi/g or mL =Bq x 0.027

Evaluation: A=Acceptable, W=Acceptable with Warning, N=Not Acceptable

If the evaluation system is not appropriate for the types of analyses performed in your lab, apply site specific evaluation.

QAP 53 Results by Nuclide

Matrix: AI Air Filter Bq / filter
Radionuclide: GROSS ALPHA

EML Value: 2.3500
EML Error: 0.1500

Labcode	Test Number	Reported Value	Reported Error	Reported EML	QAP 52 Evaluation	Evaluation
LB	1	2.7000	0.3000	1.15	A	A
LM	1	2.5300	0.2500	1.08	W	A
LN	1	2.6000	0.2000	1.11	A	A
LV	1	2.5400	0.2400	1.08	A	A
ME	1	2.9600	0.0600	1.26	A	W
ME	3	2.9600	0.0600	1.26	A	W
ME	2	3.0400	0.0600	1.29	A	W
MH	1	2.6900	0.0300	1.14	A	A
MS	1	2.6900	0.2700	1.14	A	A
NQ	1	2.3600	0.3600	1.00	W	A
NZ	1	3.0000	0.3000	1.28		W
OC	1	2.3000	0.2000	0.98	A	A
OD	1	1.8300	0.1400	0.78	A	W
OD	2	2.1600	0.0500	0.92	A	A
OH	1	2.6000	0.1000	1.11	A	A
OT	1	2.0000	0.1000	0.85	A	A
OU	1	3.0000	0.1900	1.28	A	W
PS	1	2.9500	0.1000	1.25	W	W
RC	1	2.7800	0.2800	1.18	A	A
RK	1	1.7800	0.2300	0.76	W	W
RM	1	5.0000	2.0000	2.13		N
SA	1	2.7000	0.2800	1.15	A	A
SA	2	2.1100	0.1100	0.90	A	A
SB	1	2.7800	0.1100	1.18	A	A
SN	1	2.9800	0.1500	1.27		W
SR	1	2.6900	0.1400	1.14	A	A
SW	1	3.1700	0.1100	1.35	A	W
TE	1	2.8400	0.0100	1.21	A	A
TI	1	2.3100	0.0500	0.98	A	A
TM	1	2.7800	0.2700	1.18	A	A
TN	1	2.2100	0.0600	0.94	W	A
TO	1	1.0800	0.3800	0.46	A	N
TQ	1	2.3200	0.0300	0.99	A	A
TW	1	2.9800	0.0600	1.27	A	W
TX	1	2.8600	0.0700	1.22	A	A

Values for elemental Uranium are reported in micrograms/filter, g or mL pCi/g or mL =Bq x 0.027

Evaluation: A=Acceptable, W=Acceptable with Warning, N=Not Acceptable

If the evaluation system is not appropriate for the types of analyses performed in your lab, apply site specific evaluation.

QAP 53 Results by Nuclide

Matrix: AI Air Filter Bq / filter
Radionuclide: GROSS ALPHA

EML Value: 2.3500
EML Error: 0.1500

Labcode	Test Number	Reported Value	Reported Error	Reported EML	QAP 52 Evaluation	Evaluation
UC	1	2.3100	0.0900	0.98	A	A
UY	1	2.2300	0.1000	0.95	A	A
WA	1	2.6500	0.0900	1.13	A	A
WC	1	2.3500	0.2400	1.00	A	A
WE	1	3.0600	0.0020	1.30		W
WE	2	3.0400	0.0020	1.29		W
WE	3	3.0700	0.0020	1.31		W
WI	3	2.0900	0.2100	0.89		A
WI	2	2.1100	0.2100	0.90		A
WI	1	2.0300	0.2000	0.86		A
WO	2	2.1000	0.1000	0.89	A	A
WO	1	2.0000	0.0800	0.85	A	A
WT	1	2.5200	0.2000	1.07	W	A
WV	1	1.9500	0.0500	0.83	A	A
WW	1	2.3600	0.0400	1.00	W	A
XZ	1	2.5400	0.0300	1.08		A
YA	1	2.0000	0.0100	0.85	W	A

Total Number Reported: 86

Values for elemental Uranium are reported in micrograms/filter, g or mL pCi/g or mL =Bq x 0.027
Evaluation: A=Acceptable, W=Acceptable with Warning, N=Not Acceptable
 If the evaluation system is not appropriate for the types of analyses performed in your lab, apply site specific evaluation.

QAP 53 Results by Nuclide

Matrix: AI Air Filter Bq / filter
Radionuclide: GROSS BETA

EML Value: 1.5200
EML Error: 0.1500

Labcode	Test Number	Reported Value	Reported Error	Reported EML	QAP 52 Evaluation	Evaluation
AF	1	0.8900	0.1300	0.59	A	N
AI	1	1.2500	0.0800	0.82	A	W
AM	1	1.5300	0.0200	1.01	A	A
AR	1	1.6900	0.0200	1.11	A	A
AS	1	1.6900	0.0500	1.11	A	A
AT	1	1.6800	0.1200	1.11	A	A
AU	1	1.8000	0.1000	1.18	A	A
BC	1	1.2400	0.0400	0.82	A	W
BE	1	1.3800	0.1600	0.91	A	A
BL	1	1.2300	0.0600	0.81	A	W
BN	1	1.2300	0.1900	0.81	N	W
BQ	1	1.8200	0.0600	1.20	A	A
BU	1	1.2700	0.0800	0.84	A	W
BX	1	1.2100	0.0400	0.80	W	W
CA	1	1.3000	0.1000	0.86	A	W
CD	1	1.2000	0.2000	0.79		W
CE	1	1.7000	0.0600	1.12		A
CH	1	1.5400	0.0200	1.01	N	A
CL	1	2.1000	0.1000	1.38	W	W
DH	1	1.4700	0.0400	0.97	A	A
EC	5	1.3900	0.1300	0.91	A	A
EC	1	1.4000	0.1400	0.92	A	A
EC	4	1.2900	0.1200	0.85	A	W
EC	3	1.4300	0.1400	0.94	A	A
EC	2	1.3200	0.1300	0.87	A	W
FG	1	1.4500	0.1000	0.95	A	A
FL	1	1.8000	0.0400	1.18	A	A
GE	1	1.5500	0.0200	1.02	A	A
GT	1	1.6000	0.5600	1.05	A	A
HC	1	1.2300	0.0700	0.81	A	W
HU	1	3.1200	0.3500	2.05		N
HU	2	2.9700	0.4000	1.95		N
IL	1	1.3800	0.0200	0.91	A	A
IS	1	1.7500	0.1800	1.15	A	A

Values for elemental Uranium are reported in micrograms/filter, g or mL pCi/g or mL =Bq x 0.027

Evaluation: A=Acceptable, W=Acceptable with Warning, N=Not Acceptable

If the evaluation system is not appropriate for the types of analyses performed in your lab, apply site specific evaluation.

QAP 53 Results by Nuclide

Matrix: AI Air Filter Bq / filter
Radionuclide: GROSS BETA

EML Value: 1.5200
EML Error: 0.1500

Labcode	Test Number	Reported Value	Reported Error	Reported EML	QAP 52 Evaluation	Evaluation
IT	1	1.6500	0.1400	1.09	N	A
KA	1	1.5300	0.0900	1.01	A	A
KR	1	1.5200	0.0200	1.00	A	A
LB	1	1.3000	0.1000	0.86	A	W
LM	1	1.6500	0.1500	1.09	A	A
LN	1	1.3000	0.1000	0.86	A	W
LV	1	1.5700	0.0600	1.03	A	A
ME	1	1.4500	0.0300	0.95	A	A
ME	2	1.4800	0.0300	0.97	A	A
ME	3	1.4800	0.0300	0.97	A	A
MH	1	1.5200	0.0100	1.00	A	A
MS	1	1.1700	0.1200	0.77	A	W
NP	1	1.4600	0.0300	0.96	A	A
NQ	1	1.3900	0.2100	0.91	W	A
NZ	1	1.8000	0.2000	1.18		A
OC	1	1.5000	0.1000	0.99	A	A
OD	1	1.7000	0.1300	1.12	A	A
OD	2	2.0300	0.0500	1.34	A	W
OH	1	1.9000	0.0700	1.25	A	A
OT	1	1.8000	0.1000	1.18	A	A
OU	1	1.9000	0.0400	1.25	A	A
PS	1	2.0100	0.0600	1.32	A	W
RC	1	1.6200	0.1600	1.07	A	A
RK	1	1.6400	0.1100	1.08	A	A
RM	1	2500.0000	130.0000	**.**		N
SA	1	1.5800	0.2900	1.04	A	A
SA	2	1.3200	0.1700	0.87	A	W
SB	1	1.3700	0.0700	0.90	A	A
SN	1	1.8600	0.1900	1.22		A
SR	1	1.3200	0.1700	0.87	A	W
SW	1	1.4600	0.0600	0.96	A	A
TE	1	2.0800	0.0200	1.37	A	W
TI	1	1.7900	0.0400	1.18	W	A
TM	1	1.6400	0.1600	1.08	W	A
TN	1	1.1500	0.0500	0.76	A	N

Values for elemental Uranium are reported in micrograms/filter, g or mL pCi/g or mL =Bq x 0.027

Evaluation: A=Acceptable, W=Acceptable with Warning, N=Not Acceptable

If the evaluation system is not appropriate for the types of analyses performed in your lab, apply site specific evaluation.

QAP 53 Results by Nuclide

Matrix: AI Air Filter Bq / filter
Radionuclide: GROSS BETA

EML Value: 1.5200
EML Error: 0.1500

Labcode	Test Number	Reported Value	Reported Error	Reported EML	QAP 52 Evaluation	Evaluation
TO	1	1.2600	0.3300	0.83	A	W
TQ	1	1.5900	0.0200	1.05	A	A
TW	1	1.7200	0.0200	1.13	A	A
TX	1	1.3700	0.0600	0.90	A	A
UC	1	1.3800	0.0500	0.91	A	A
UY	1	1.5800	0.1000	1.04	A	A
WA	1	1.7200	0.0500	1.13	A	A
WC	1	1.9300	0.1900	1.27	A	A
WE	3	1.1500	0.0020	0.76		N
WE	2	1.1100	0.0020	0.73		N
WE	1	1.1200	0.0020	0.74		N
WI	1	1.4400	0.1400	0.95		A
WI	2	1.3700	0.1400	0.90		A
WI	3	1.4100	0.1400	0.93		A
WO	1	1.5700	0.0600	1.03	A	A
WO	2	1.6000	0.1000	1.05	A	A
WT	1	1.2300	0.1000	0.81	N	W
WV	1	1.7800	0.0400	1.17	A	A
WW	1	1.5800	0.0300	1.04	A	A
XZ	1	1.4900	0.0300	0.98		A
YA	1	1.2400	0.0100	0.82	W	W

Total Number Reported: 90

Values for elemental Uranium are reported in micrograms/filter, g or mL pCi/g or mL =Bq x 0.027
Evaluation: A=Acceptable, W=Acceptable with Warning, N=Not Acceptable
 If the evaluation system is not appropriate for the types of analyses performed in your lab, apply site specific evaluation.

QAP 53 Results by Nuclide

Matrix: AI Air Filter Bq / filter
Radionuclide: MN 54

EML Value: 43.2000
EML Error: 1.3000

Labcode	Test Number	Reported Value	Reported Error	<u>Reported EML</u>	QAP 52 Evaluation	Evaluation
CN	1	46.6200	2.9900	1.08		A

Total Number Reported: 1

Values for elemental Uranium are reported in micrograms/filter, g or mL pCi/g or mL =Bq x 0.027
Evaluation: A=Acceptable, W=Acceptable with Warning, N=Not Acceptable
If the evaluation system is not appropriate for the types of analyses performed in your lab, apply site specific evaluation.

QAP 53 Results by Nuclide

Matrix: AI Air Filter Bq / filter
Radionuclide: MN54

EML Value: 43.2000
EML Error: 1.3000

Labcode	Test Number	Reported Value	Reported Error	Reported EML	QAP 52 Evaluation	Evaluation
AC	1	42.2000	0.5000	0.98	A	A
AF	1	42.7500	2.7000	0.99	A	A
AG	1	49.9000	6.3000	1.15	A	A
AG	2	44.5000	5.6000	1.03	A	A
AI	1	46.2000	0.4000	1.07	W	A
AM	1	39.6100	0.1900	0.92	A	A
AN	1	46.0000	2.0000	1.07	A	A
AR	1	45.6500	1.9500	1.06	A	A
AS	1	43.8400	0.7700	1.01	A	A
AT	1	41.5800	7.6900	0.96	A	A
AU	1	45.9000	1.3000	1.06	A	A
AW	1	44.0000	4.0000	1.02	A	A
BA	1	44.5500	2.8900	1.03	A	A
BC	1	47.0000	3.7000	1.09	A	A
BE	1	54.0000	8.0000	1.25	A	W
BL	1	48.2000	5.1000	1.12	A	A
BN	1	48.7000	8.1300	1.13	A	A
BQ	1	45.2000	0.2000	1.05	A	A
BU	1	43.0000	3.0000	1.00	A	A
BX	1	47.7000	3.7000	1.10	A	A
CA	1	45.6000	2.8000	1.06	A	A
CB	1	50.5400	1.3700	1.17	W	A
CD	1	48.0000	2.0000	1.11	A	A
CE	1	44.0000	2.6000	1.02		A
CH	1	54.2000	0.1900	1.25	A	W
CL	1	46.0000	0.4000	1.07	N	A
CO	1	60.0000	1.0000	1.39	W	N
CO	2	58.0000	1.0000	1.34	W	W
CS	1	42.5300	3.8000	0.98	A	A
CU	1	49.6000	0.4000	1.15	A	A
CW	1	47.0000	1.0000	1.09	A	A
DH	1	45.2500	0.3200	1.05	A	A
EC	2	49.5000	1.7600	1.15	N	A
EC	3	49.1000	1.7000	1.14	N	A

Values for elemental Uranium are reported in micrograms/filter, g or mL pCi/g or mL =Bq x 0.027

Evaluation: A=Acceptable, W=Acceptable with Warning, N=Not Acceptable

If the evaluation system is not appropriate for the types of analyses performed in your lab, apply site specific evaluation.

QAP 53 Results by Nuclide

Matrix: AI Air Filter Bq / filter
Radionuclide: MN54

EML Value: 43.2000
EML Error: 1.3000

Labcode	Test Number	Reported Value	Reported Error	Reported EML	QAP 52 Evaluation	Evaluation
EC	1	41.1000	2.2400	0.95	N	A
EC	5	46.1000	2.1000	1.07	N	A
EC	4	47.8000	2.3700	1.11	N	A
EG	1	53.0000	4.0000	1.23	A	W
EP	1	47.7700	3.1900	1.11	A	A
FG	1	44.2300	2.2000	1.02	A	A
FJ	1	40.2000	0.9000	0.93		A
FL	1	46.9000	0.3000	1.09	A	A
FM	1	50.0000	1.0000	1.16	A	A
GA	1	46.5000	1.8000	1.08	A	A
GC	3	46.0000	2.0800	1.07	A	A
GC	2	46.5000	2.1600	1.08	A	A
GC	1	44.2000	2.0600	1.02	A	A
GD	2	40.0000	2.0000	0.93		A
GD	3	38.0000	1.0000	0.88		W
GD	1	39.0000	10.0000	0.90		A
GE	1	45.1000	5.2200	1.04	A	A
GT	1	51.0000	11.0000	1.18		A
HU	1	42.5000	2.0000	0.98	A	A
ID	1	67.4200	3.3900	1.56	W	N
IL	1	47.4000	0.6000	1.10	A	A
IN	1	47.9000	1.2000	1.11	A	A
IS	1	45.5000	6.6000	1.05	A	A
IT	1	44.6000	2.6000	1.03	A	A
KR	4	51.4000	2.1000	1.19		A
KR	2	50.0000	2.1000	1.16		A
KR	3	49.6000	2.1000	1.15		A
KR	1	48.6000	2.1000	1.13		A
LB	1	45.0000	2.0000	1.04	A	A
LL	1	56.6000	13.5000	1.31	W	W
LM	1	44.2900	0.2700	1.02	A	A
LN	1	45.5000	3.1000	1.05	A	A
LV	1	44.2000	1.2000	1.02	A	A
ME	1	48.1000	0.9000	1.11	A	A
ME	2	49.6000	1.0000	1.15	A	A

Values for elemental Uranium are reported in micrograms/filter, g or mL pCi/g or mL =Bq x 0.027

Evaluation: A=Acceptable, W=Acceptable with Warning, N=Not Acceptable

If the evaluation system is not appropriate for the types of analyses performed in your lab, apply site specific evaluation.

QAP 53 Results by Nuclide

Matrix: AI Air Filter Bq / filter
Radionuclide: MN54

EML Value: 43.2000
EML Error: 1.3000

Labcode	Test Number	Reported Value	Reported Error	Reported EML	QAP 52 Evaluation	Evaluation
ME	3	49.6000	1.0000	1.15	A	A
MH	1	53.7000	2.9000	1.24	W	W
MI	1	42.7000	1.5000	0.99		A
ML	1	40.0000	4.0000	0.93		A
MS	1	40.5000	4.1000	0.94	A	A
NA	1	30.9000	1.0000	0.71	A	N
NL	1	51.7000	2.6000	1.20	A	A
NP	1	44.7000	0.4000	1.03	A	A
NQ	1	44.2000	9.3000	1.02	A	A
NR	1	45.0000	9.0000	1.04	A	A
NZ	1	48.0000	5.0000	1.11	A	A
OC	1	46.0000	4.0000	1.07	A	A
OD	2	44.2400	0.9800	1.02	A	A
OD	1	44.6000	1.7300	1.03	A	A
OH	1	51.5000	0.3200	1.19	W	A
OS	1	45.2000	2.0000	1.05	A	A
OS	2	44.8000	2.0000	1.04	A	A
OT	1	49.0000	1.0000	1.13	W	A
OU	1	48.4000	6.0500	1.12	A	A
PK	1	45.7000	2.2000	1.06	A	A
PO	1	41.2000	0.3000	0.95	A	A
PS	1	45.8700	0.3700	1.06	W	A
RA	1	44.2000	2.9000	1.02	A	A
RA	2	44.0000	4.0000	1.02	A	A
RC	1	44.8000	1.5000	1.04	A	A
RI	1	43.6000	1.7800	1.01	A	A
RM	1	41.0000	5.0000	0.95	A	A
SA	1	44.8000	5.9000	1.04	A	A
SB	1	54.9500	9.1800	1.27	W	W
SE	1	39.0000	1.2000	0.90	A	A
SI	1	43.2000	1.0000	1.00	A	A
SR	1	46.7000	4.5000	1.08	A	A
SW	1	40.4000	21.3000	0.94	W	A
TE	1	50.2000	2.3000	1.16	A	A
TI	1	49.5000	1.7000	1.15	W	A

Values for elemental Uranium are reported in micrograms/filter, g or mL pCi/g or mL =Bq x 0.027

Evaluation: A=Acceptable, W=Acceptable with Warning, N=Not Acceptable

If the evaluation system is not appropriate for the types of analyses performed in your lab, apply site specific evaluation.

QAP 53 Results by Nuclide

Matrix: AI Air Filter Bq / filter
Radionuclide: MN54

EML Value: 43.2000
EML Error: 1.3000

Labcode	Test Number	Reported Value	Reported Error	Reported EML	QAP 52 Evaluation	Evaluation
TK	2	41.5100	2.8600	0.96		A
TK	1	44.4700	3.5400	1.03		A
TM	1	51.3300	3.7800	1.19	W	A
TN	1	38.5700	0.3600	0.89	A	A
TO	1	48.3300	7.6600	1.12	A	A
TP	1	43.6500	0.6000	1.01	A	A
TQ	1	42.5000	1.2000	0.98	A	A
TR	1	40.4600	1.3500	0.94		A
TW	1	43.0000	1.2200	1.00	A	A
TX	1	43.7000	0.2700	1.01	A	A
UY	1	40.0000	3.1000	0.93	A	A
WA	1	52.0000	7.0000	1.20	W	W
WC	1	43.7000	6.1000	1.01	A	A
WE	2	43.1000	3.3700	1.00	A	A
WE	1	43.9000	3.2100	1.02	A	A
WI	1	45.8000	6.2000	1.06	A	A
WI	2	44.8000	6.0400	1.04	A	A
WI	3	45.7000	6.1800	1.06	A	A
WN	1	46.7000	1.5000	1.08	A	A
WN	3	46.5000	1.4000	1.08	A	A
WN	2	47.1000	1.5000	1.09	A	A
WO	1	34.9000	7.4000	0.81	W	W
WO	2	34.8000	2.5000	0.81	W	W
WT	1	39.4000	2.0000	0.91		A
WV	1	49.0300	0.3900	1.13	W	A
WW	1	46.7000	4.1000	1.08	A	A
XZ	1	46.1000	0.5000	1.07		A
YA	1	42.4500	0.1000	0.98	A	A
YU	1	41.1000	0.1000	0.95	A	A

Total Number Reported: 133

Values for elemental Uranium are reported in micrograms/filter, g or mL pCi/g or mL =Bq x 0.027
Evaluation: A=Acceptable, W=Acceptable with Warning, N=Not Acceptable
 If the evaluation system is not appropriate for the types of analyses performed in your lab, apply site specific evaluation.

QAP 53 Results by Nuclide

Matrix: AI Air Filter Bq / filter
Radionuclide: PU238

EML Value: 0.0450
EML Error: 0.0010

Labcode	Test Number	Reported Value	Reported Error	Reported EML	QAP 52 Evaluation	Evaluation
AF	1	0.0300	0.0100	0.67	A	W
AG	1	0.0400	0.0100	0.89	A	A
AI	1	0.0400	0.0027	0.89	A	A
AM	1	0.0800	0.0400	1.78	A	N
AN	1	0.0500	0.0030	1.11	A	A
AR	1	0.0400	0.0082	0.89	W	A
BE	1	0.0400	0.0080	0.89	A	A
BL	1	0.0500	0.0060	1.11		A
BM	1	0.0500	0.0049	1.11	A	A
BU	1	0.0400	0.0020	0.89	A	A
BX	1	0.0600	0.0100	1.33	A	W
CH	1	0.0400	0.0047	0.89	A	A
CL	1	0.2600	0.0800	5.78	N	N
CW	1	0.0400	0.0020	0.89	A	A
EG	1	0.0400	0.0030	0.89	A	A
EP	1	0.0400	0.0044	0.89	A	A
GA	1	0.0300	0.0100	0.67	A	W
GE	1	0.0400	0.0100	0.89	A	A
GT	1	0.0500	0.0100	1.11	A	A
ID	1	0.0400	0.0090	0.89	A	A
IS	1	0.0400	0.0100	0.89	N	A
IT	1	0.0400	0.0070	0.89	A	A
LL	1	0.0400	0.0039	0.89	A	A
ML	1	0.0400	0.0030	0.89	A	A
NA	1	0.0400	0.0080	0.89	A	A
NL	1	0.0400	0.0072	0.89	A	A
NM	1	0.0400	0.0018	0.89	A	A
NQ	1	0.0400	0.0029	0.89	W	A
OK	1	0.0400	0.0010	0.89		A
OT	1	0.0400	0.0050	0.89	N	A
RA	1	0.0700	0.0100	1.56		N
RI	1	0.0500	0.0062	1.11	A	A
SE	1	0.0400	0.0030	0.89	N	A
SN	1	0.0500	0.0100	1.11	A	A

Values for elemental Uranium are reported in micrograms/filter, g or mL pCi/g or mL =Bq x 0.027

Evaluation: A=Acceptable, W=Acceptable with Warning, N=Not Acceptable

If the evaluation system is not appropriate for the types of analyses performed in your lab, apply site specific evaluation.

QAP 53 Results by Nuclide

Matrix: AI Air Filter Bq / filter
Radionuclide: PU238

EML Value: 0.0450
EML Error: 0.0010

Labcode	Test Number	Reported Value	Reported Error	<u>Reported EML</u>	QAP 52 Evaluation	Evaluation
SR	1	0.0400	0.0070	0.89	A	A
TE	1	0.0300	0.0100	0.67	W	W
TM	1	0.0400	0.0089	0.89	A	A
TN	1	0.0400	0.0068	0.89	A	A
TO	1	0.0400	0.0300	0.89	A	A
TX	1	0.0400	0.0010	0.89	A	A
UC	1	0.0400	0.0050	0.89	N	A
UY	1	0.0400	0.0061	0.89	A	A
WA	1	0.0600	0.0100	1.33	W	W
WC	1	0.0400	0.0100	0.89	A	A
WE	3	0.0500	0.0100	1.11	N	A
WE	1	0.0400	0.0100	0.89	N	A
WE	2	0.0500	0.0100	1.11	N	A
WI	1	0.0400	0.0088	0.89	N	A
WI	2	0.0400	0.0091	0.89	N	A
XZ	1	0.0400	0.0020	0.89		A
YA	1	0.0500	0.0017	1.11	A	A

Total Number Reported: 51

Values for elemental Uranium are reported in micrograms/filter, g or mL pCi/g or mL =Bq x 0.027
Evaluation: A=Acceptable, W=Acceptable with Warning, N=Not Acceptable
 If the evaluation system is not appropriate for the types of analyses performed in your lab, apply site specific evaluation.

QAP 53 Results by Nuclide

Matrix: AI Air Filter Bq / filter
Radionuclide: PU239

EML Value: 0.0740
EML Error: 0.0070

Labcode	Test Number	Reported Value	Reported Error	Reported EML	QAP 52 Evaluation	Evaluation
AF	1	0.0500	0.0100	0.68	A	N
AG	1	0.0600	0.0100	0.81	A	W
AI	1	0.0700	0.0035	0.95	A	A
AM	1	0.0900	0.0400	1.22	A	W
AN	1	0.0800	0.0030	1.08	A	A
AR	1	0.0700	0.0100	0.95	A	A
BE	1	0.0700	0.0100	0.95	A	A
BL	1	0.0500	0.0100	0.68	A	N
BM	1	0.0800	0.0073	1.08	A	A
BU	1	0.0600	0.0070	0.81	A	W
BX	1	0.0700	0.0070	0.95	A	A
CH	1	0.0700	0.0064	0.95	A	A
CL	1	0.1100	0.0500	1.49	N	N
CW	1	0.0700	0.0020	0.95	A	A
EG	1	0.0600	0.0050	0.81	A	W
EP	1	0.0800	0.0075	1.08	A	A
GA	1	0.0800	0.0100	1.08	W	A
GE	1	0.0700	0.0100	0.95	W	A
GT	1	0.0800	0.0200	1.08	W	A
ID	1	0.0800	0.0060	1.08	W	A
IS	1	0.0600	0.0100	0.81	A	W
IT	1	0.0800	0.0100	1.08	W	A
LL	1	0.0700	0.0054	0.95	A	A
ML	1	0.0700	0.0050	0.95	A	A
NA	1	0.0600	0.0080	0.81	A	W
NL	1	0.0700	0.0100	0.95	A	A
NM	1	0.0600	0.0024	0.81	A	W
NQ	1	0.0700	0.0044	0.95	W	A
OK	1	0.0600	0.0010	0.81		W
OT	1	0.0600	0.0060	0.81	N	W
RA	1	0.0800	0.0100	1.08		A
RI	1	0.0800	0.0077	1.08	W	A
SE	1	0.0700	0.0040	0.95	A	A
SN	1	0.0700	0.0100	0.95	A	A

Values for elemental Uranium are reported in micrograms/filter, g or mL pCi/g or mL =Bq x 0.027

Evaluation: A=Acceptable, W=Acceptable with Warning, N=Not Acceptable

If the evaluation system is not appropriate for the types of analyses performed in your lab, apply site specific evaluation.

QAP 53 Results by Nuclide

Matrix: AI Air Filter Bq / filter
Radionuclide: PU239

EML Value: 0.0740
EML Error: 0.0070

Labcode	Test Number	Reported Value	Reported Error	<u>Reported EML</u>	QAP 52 Evaluation	Evaluation
SR	1	0.0700	0.0100	0.95	A	A
TE	1	0.0800	0.0100	1.08	A	A
TM	1	0.0600	0.0100	0.81	W	W
TN	1	0.0700	0.0083	0.95	A	A
TO	1	0.0700	0.0400	0.95	A	A
TX	1	0.0700	0.0010	0.95	W	A
UC	1	0.0700	0.0060	0.95	N	A
UY	1	0.0700	0.0086	0.95	A	A
WA	1	0.0700	0.0100	0.95	W	A
WC	1	0.0800	0.0100	1.08	A	A
WE	1	0.0800	0.0100	1.08	N	A
WE	3	0.0700	0.0100	0.95	N	A
WE	2	0.0700	0.0100	0.95	N	A
WI	2	0.0700	0.0100	0.95	N	A
WI	1	0.0700	0.0100	0.95	N	A
XZ	1	0.0600	0.0030	0.81		W
YA	1	0.0900	0.0023	1.22	W	W

Total Number Reported: 51

Values for elemental Uranium are reported in micrograms/filter, g or mL pCi/g or mL =Bq x 0.027
Evaluation: A=Acceptable, W=Acceptable with Warning, N=Not Acceptable
 If the evaluation system is not appropriate for the types of analyses performed in your lab, apply site specific evaluation.

QAP 53 Results by Nuclide

Matrix: AI Air Filter Bq / filter
Radionuclide: SR90

EML Value: 1.6400
EML Error: 0.1100

Labcode	Test Number	Reported Value	Reported Error	Reported EML	QAP 52 Evaluation	Evaluation
AF	1	1.2300	0.1400	0.75	N	W
AG	1	1.5800	0.2900	0.96	A	A
AM	1	1.6800	0.1000	1.02	W	A
AN	1	1.4000	0.0100	0.85	A	A
AR	1	1.5200	0.1900	0.93	W	A
BC	1	1.3500	0.1600	0.82	N	A
BE	1	1.4500	0.0800	0.88	A	A
BL	1	1.5600	0.1400	0.95	W	A
BM	1	1.6900	0.0900	1.03	A	A
BX	1	1.2300	0.1500	0.75	N	W
CE	1	1.5000	0.4600	0.92		A
CH	1	1.6100	0.0600	0.98	A	A
CL	1	2.7000	0.3000	1.65	A	W
EG	1	1.5800	0.1000	0.96	A	A
GA	1	1.6300	0.1000	0.99	W	A
GE	1	1.4000	0.0800	0.85	W	A
GT	1	1.5000	0.3700	0.92	A	A
ID	1	1.5200	0.1200	0.93		A
IS	1	1.0000	0.2000	0.61	A	W
IT	1	1.1700	0.1700	0.71	A	W
KR	1	1.7000	0.0400	1.04		A
NA	1	1.7700	0.2800	1.08		A
NM	1	2.1400	0.2200	1.30	A	A
OT	1	0.6800	0.0600	0.41		N
RA	1	1.2400	0.2100	0.76	W	W
RI	1	1.5700	0.0600	0.96	A	A
SR	1	1.2800	0.1300	0.78	A	W
TE	1	3.3000	0.1000	2.01	A	W
TN	1	1.5200	0.1100	0.93	A	A
TO	1	1.1900	0.2400	0.73	W	W
UY	1	1.3100	0.0500	0.80	A	W
WA	1	1.5000	0.1000	0.92	A	A
WC	1	1.9600	0.2800	1.20	N	A
WE	2	0.8000	0.1200	0.49	A	N

Values for elemental Uranium are reported in micrograms/filter, g or mL pCi/g or mL =Bq x 0.027

Evaluation: A=Acceptable, W=Acceptable with Warning, N=Not Acceptable

If the evaluation system is not appropriate for the types of analyses performed in your lab, apply site specific evaluation.

QAP 53 Results by Nuclide

Matrix: AI Air Filter Bq / filter
Radionuclide: SR90

EML Value: 1.6400
EML Error: 0.1100

Labcode	Test Number	Reported Value	Reported Error	<u>Reported EML</u>	QAP 52 Evaluation	Evaluation
WE	1	0.8200	0.1100	0.50	A	N
WI	1	1.6900	0.1400	1.03	A	A
WI	2	1.6100	0.1300	0.98	A	A
XZ	1	1.6000	0.1000	0.98		A
YA	1	1.3400	0.0400	0.82	A	A

Total Number Reported: 39

Values for elemental Uranium are reported in micrograms/filter, g or mL pCi/g or mL =Bq x 0.027
Evaluation: A=Acceptable, W=Acceptable with Warning, N=Not Acceptable
 If the evaluation system is not appropriate for the types of analyses performed in your lab, apply site specific evaluation.

QAP 53 Results by Nuclide

Matrix: AI Air Filter Bq / filter
Radionuclide: U UG

EML Value: 3.3300
EML Error: 0.1400

Labcode	Test Number	Reported Value	Reported Error	Reported EML	QAP 52 Evaluation	Evaluation
AG	1	3.0900	0.4100	0.93		A
AR	1	3.6500	0.1000	1.10	A	A
BE	1	3.1000	0.0100	0.93	A	A
BL	1	3.2900	0.0400	0.99	A	A
BQ	1	2.7900	0.0700	0.84	A	W
CH	1	2.7800	0.0300	0.83		W
CL	1	6.8000	0.0400	2.04		N
GA	1	3.3000	1.6000	0.99	A	A
GE	1	3.0200	0.0400	0.91	W	A
ID	1	3.0400	0.1700	0.91	A	A
IT	1	3.1200	0.3400	0.94	A	A
NL	1	3.0700	0.4200	0.92	A	A
RA	1	3.3000	0.1500	0.99	A	A
RM	1	4.4000	0.5000	1.32	A	W
SA	1	2.1200	0.1100	0.64	N	N
TM	1	3.0900	0.3100	0.93	A	A
TN	1	2.9500	0.4100	0.89	A	W
YP	1	3.0700	0.0300	0.92	A	A

Total Number Reported: 18

Values for elemental Uranium are reported in micrograms/filter, g or mL pCi/g or mL =Bq x 0.027
Evaluation: A=Acceptable, W=Acceptable with Warning, N=Not Acceptable
 If the evaluation system is not appropriate for the types of analyses performed in your lab, apply site specific evaluation.

QAP 53 Results by Nuclide

Matrix: AI Air Filter Bq / filter
Radionuclide: U234

EML Value: 0.0410
EML Error: 0.0030

Labcode	Test Number	Reported Value	Reported Error	Reported EML	QAP 52 Evaluation	Evaluation
AF	1	0.0800	0.0100	1.95	N	N
AI	1	0.0200	0.0016	0.49		N
AM	1	0.0800	0.0200	1.95	N	N
AN	1	0.0400	0.0040	0.98	A	A
AR	1	0.0400	0.0100	0.98	A	A
AU	1	0.0300	0.0040	0.73	W	N
BC	1	0.0500	0.0060	1.22	A	A
BE	1	0.0300	0.0060	0.73	A	N
BL	1	0.0400	0.0010	0.98	A	A
BM	1	0.0400	0.0061	0.98	A	A
BU	1	0.0300	0.0020	0.73	A	N
BX	1	0.0500	0.0050	1.22	A	A
CH	1	0.0500	0.0041	1.22	A	A
CL	1	0.0600	0.0200	1.46	N	W
CW	1	0.1300	0.0050	3.17	A	N
EG	1	0.0300	0.0063	0.73	A	N
FE	1	0.0600	0.0086	1.46		W
GA	1	0.0400	0.0100	0.98	A	A
GE	1	0.0400	0.0090	0.98	W	A
IS	1	0.0300	0.0100	0.73	N	N
IT	1	0.0300	0.0040	0.73	A	N
ML	1	0.0400	0.0020	0.98	A	A
NA	1	0.0500	0.0100	1.22	A	A
NL	1	0.0400	0.0059	0.98	A	A
NQ	1	0.0400	0.0027	0.98	A	A
OK	1	0.0400	0.0050	0.98		A
SR	1	0.0400	0.0060	0.98	A	A
TE	1	0.0300	0.0010	0.73		N
TM	1	0.0400	0.0086	0.98		A
TN	1	0.0300	0.0046	0.73	A	N
TO	1	0.0600	0.0300	1.46	N	W
TX	1	0.0400	0.0010	0.98	A	A
WA	1	0.0400	0.0100	0.98	N	A
WC	1	0.0400	0.0100	0.98	A	A

Values for elemental Uranium are reported in micrograms/filter, g or mL pCi/g or mL =Bq x 0.027

Evaluation: A=Acceptable, W=Acceptable with Warning, N=Not Acceptable

If the evaluation system is not appropriate for the types of analyses performed in your lab, apply site specific evaluation.

QAP 53 Results by Nuclide

Matrix: AI Air Filter Bq / filter
Radionuclide: U234

EML Value: 0.0410
EML Error: 0.0030

Labcode	Test Number	Reported Value	Reported Error	<u>Reported EML</u>	QAP 52 Evaluation	Evaluation
WT	1	0.0800	0.0025	1.95		N
YA	1	0.0500	0.0037	1.22		A

Total Number Reported: 36

Values for elemental Uranium are reported in micrograms/filter, g or mL pCi/g or mL =Bq x 0.027
Evaluation: A=Acceptable, W=Acceptable with Warning, N=Not Acceptable
If the evaluation system is not appropriate for the types of analyses performed in your lab, apply site specific evaluation.

QAP 53 Results by Nuclide

Matrix: AI Air Filter Bq / filter
Radionuclide: U238

EML Value: 0.0410
EML Error: 0.0020

Labcode	Test Number	Reported Value	Reported Error	Reported EML	QAP 52 Evaluation	Evaluation
AF	1	0.1500	0.0200	3.66	A	N
AI	1	0.0200	0.0017	0.49		N
AM	1	0.0700	0.0200	1.71	N	N
AN	1	0.0400	0.0020	0.98	A	A
AR	1	0.0400	0.0100	0.98	A	A
AU	1	0.0300	0.0040	0.73	A	N
BC	1	0.0500	0.0050	1.22	A	A
BE	1	0.0300	0.0070	0.73	A	N
BL	1	0.0400	0.0010	0.98	A	A
BM	1	0.0400	0.0062	0.98	A	A
BU	1	0.0300	0.0020	0.73	A	N
BX	1	0.0500	0.0050	1.22	A	A
CH	1	0.0400	0.0038	0.98	A	A
CL	1	0.0700	0.0300	1.71	W	N
CW	1	0.0900	0.0040	2.19	A	N
EG	1	0.0300	0.0070	0.73	A	N
FE	1	0.0600	0.0093	1.46		W
GA	1	0.0400	0.0100	0.98	A	A
GE	1	0.0300	0.0080	0.73	A	N
GT	1	0.0400	0.0100	0.98	A	A
IS	1	0.0200	0.0100	0.49	A	N
IT	1	0.0300	0.0050	0.73	A	N
ML	1	0.0400	0.0020	0.98	A	A
NA	1	0.0400	0.0100	0.98	A	A
NL	1	0.0300	0.0053	0.73	A	N
NQ	1	0.0400	0.0027	0.98	A	A
OK	1	0.0300	0.0004	0.73		N
SR	1	0.0400	0.0060	0.98	A	A
SW	1	3.4500		84.15		N
TE	1	0.0300	0.0100	0.73		N
TM	1	0.0300	0.0081	0.73		N
TN	1	0.0300	0.0046	0.73	W	N
TO	1	0.0300	0.0300	0.73	N	N
TX	1	0.0400	0.0010	0.98	A	A

Values for elemental Uranium are reported in micrograms/filter, g or mL pCi/g or mL =Bq x 0.027

Evaluation: A=Acceptable, W=Acceptable with Warning, N=Not Acceptable

If the evaluation system is not appropriate for the types of analyses performed in your lab, apply site specific evaluation.

QAP 53 Results by Nuclide

Matrix: AI Air Filter Bq / filter
Radionuclide: U238

EML Value: 0.0410
EML Error: 0.0020

Labcode	Test Number	Reported Value	Reported Error	<u>Reported EML</u>	QAP 52 Evaluation	Evaluation
WA	1	0.0300	0.0100	0.73	A	N
WC	1	0.0300	0.0084	0.73	A	N
WT	1	0.0700	0.0025	1.71		N
YA	1	0.0500	0.0035	1.22		A

Total Number Reported: 38

Values for elemental Uranium are reported in micrograms/filter, g or mL pCi/g or mL =Bq x 0.027
Evaluation: A=Acceptable, W=Acceptable with Warning, N=Not Acceptable
If the evaluation system is not appropriate for the types of analyses performed in your lab, apply site specific evaluation.

QAP 53 Results by Nuclide

Matrix: SO Soil Bq / kg
Radionuclide: AC228

EML Value: 80.2000
EML Error: 3.6000

Labcode	Test Number	Reported Value	Reported Error	Reported EML	QAP 52 Evaluation	Evaluation
AC	1	84.7000	9.9000	1.06		A
AF	1	58.4100	3.8800	0.73	W	N
AG	1	88.0000	14.7000	1.10	A	A
AM	1	72.1300	5.0700	0.90	A	A
AR	1	77.6000	6.9700	0.97	A	A
AS	1	73.0300	4.3400	0.91	N	A
AT	1	76.5200	17.9400	0.95	A	A
AU	1	92.2000	9.5000	1.15	A	A
BL	1	82.4000	12.1000	1.03	A	A
BN	1	67.7100	4.3600	0.84	W	W
BQ	1	104.0000	26.0000	1.30	W	W
BU	1	78.0000	7.0000	0.97	A	A
BX	1	83.2000	11.1000	1.04	A	A
CD	1	83.0000	10.0000	1.03	A	A
CH	1	89.9000	3.6000	1.12	A	A
CL	1	109.0000	13.2000	1.36	A	W
CN	1	75.4200	6.5800	0.94		A
CS	1	70.1400	10.9400	0.88	A	W
CU	1	74.0000	10.0000	0.92	A	A
CW	1	84.0000	3.0000	1.05	A	A
DC	1	69.2000	7.7100	0.86		W
DH	1	71.8000	4.1000	0.89	A	A
EC	1	86.3000	2.4600	1.08	A	A
EC	5	88.8000	2.4900	1.11	A	A
EC	3	85.9000	2.6400	1.07	A	A
EC	2	84.7000	1.2200	1.06	A	A
EC	4	88.3000	2.6300	1.10	A	A
FE	1	90.2100	3.2500	1.13		A
FG	1	80.6000	11.4000	1.00	A	A
FL	1	71.4200	1.7400	0.89	A	A
FR	1	79.0000	14.0000	0.99		A
FS	1	77.3000	1.0000	0.96	A	A
GA	1	89.0000	7.0000	1.11	A	A
GC	3	82.7000	8.8800	1.03	A	A

Values for elemental Uranium are reported in micrograms/filter, g or mL pCi/g or mL =Bq x 0.027

Evaluation: A=Acceptable, W=Acceptable with Warning, N=Not Acceptable

If the evaluation system is not appropriate for the types of analyses performed in your lab, apply site specific evaluation.

QAP 53 Results by Nuclide

Matrix: SO Soil Bq / kg
Radionuclide: AC228

EML Value: 80.2000
EML Error: 3.6000

Labcode	Test Number	Reported Value	Reported Error	Reported EML	QAP 52 Evaluation	Evaluation
GC	1	78.4000	15.2000	0.98	A	A
GC	2	73.3000	10.6000	0.91	A	A
GE	1	80.3000	13.7000	1.00	A	A
HU	1	76.9000	1.6000	0.96	A	A
ID	1	181.0000	10.9200	2.26	A	N
IL	1	65.8000	1.9000	0.82	A	W
IN	1	92.4000	20.6000	1.15	A	A
IS	1	97.1000	24.8000	1.21	A	A
IT	1	109.0000	8.0000	1.36	A	W
KR	1	83.0000	6.5000	1.03		A
KR	2	82.9000	6.9000	1.03		A
KR	3	82.4000	6.8000	1.03		A
KR	4	79.8000	5.0000	1.00		A
LA	1	84.7000	12.7000	1.06	A	A
LA	2	84.2000	10.5000	1.05	A	A
LA	3	83.5000	11.1000	1.04	A	A
LB	1	86.0000	6.0000	1.07	A	A
LM	1	92.7200	10.7700	1.16	A	A
LV	1	83.5000	1.4000	1.04	A	A
ME	3	79.9000	2.1000	1.00	N	A
ME	2	82.9000	2.6000	1.03	N	A
ME	1	81.4000	2.2000	1.01	N	A
MH	1	81.5000	6.2000	1.02	A	A
ML	1	90.0000	9.0000	1.12	A	A
MS	1	92.0000	9.2000	1.15	A	A
NL	1	85.3000	3.3000	1.06	A	A
NQ	1	82.6000	17.0000	1.03	A	A
NZ	1	65.0000	5.0000	0.81		W
OC	1	63.0000	10.0000	0.79	A	N
OH	1	80.0000	11.0000	1.00		A
OT	1	72.0000	8.0000	0.90	A	A
OU	1	64.3000	5.7700	0.80	W	W
PK	1	77.3000	4.2000	0.96		A
PO	1	82.3000	4.8000	1.03	A	A
RA	2	87.0000	8.0000	1.09	A	A

Values for elemental Uranium are reported in micrograms/filter, g or mL pCi/g or mL =Bq x 0.027

Evaluation: A=Acceptable, W=Acceptable with Warning, N=Not Acceptable

If the evaluation system is not appropriate for the types of analyses performed in your lab, apply site specific evaluation.

QAP 53 Results by Nuclide

Matrix: SO Soil Bq / kg
Radionuclide: AC228

EML Value: 80.2000
EML Error: 3.6000

Labcode	Test Number	Reported Value	Reported Error	Reported EML	QAP 52 Evaluation	Evaluation
RA	1	79.6000	8.0000	0.99	A	A
RI	1	84.6000	14.0000	1.05	A	A
RM	1	75.0000	10.0000	0.94	A	A
SE	1	71.2000	2.1000	0.89	A	W
SI	1	85.6000	2.5000	1.07	A	A
SK	1	89.4000	10.4000	1.12	A	A
SN	1	93.0000	62.0000	1.16	A	A
SR	1	83.7000	5.6000	1.04	A	A
SW	1	57.5500	9.4900	0.72	A	N
TE	1	78.0000	1.5000	0.97	A	A
TI	1	84.8000	4.7000	1.06		A
TK	1	88.4700	23.2000	1.10		A
TM	1	76.8300	12.1700	0.96	A	A
TN	1	66.9800	14.9200	0.83	A	W
TO	1	70.8400	10.2000	0.88	N	W
TP	1	82.2800	3.9500	1.03	A	A
TQ	1	91.7000	4.2000	1.14	A	A
TR	1	74.9500	4.6800	0.94		A
TW	1	85.2000	2.6000	1.06	A	A
TX	1	78.5000	2.0000	0.98	A	A
WA	1	67.0000	48.0000	0.83	A	W
WE	1	75.0000	4.2300	0.94	A	A
WE	2	66.9000	4.3200	0.83	A	W
WN	2	69.9000	4.0000	0.87	W	W
WN	1	75.6000	4.2000	0.94	W	A
WN	3	69.2000	4.0000	0.86	W	W
WO	1	75.7000	14.2000	0.94	A	A
WO	2	83.6000	20.4000	1.04	A	A
WW	1	84.7000	3.6000	1.06	A	A
WY	1	78.4400	16.6500	0.98		A
XZ	1	66.0000	2.0000	0.82		W
YA	1	75.4500	1.4300	0.94	A	A
YU	1	86.6000	3.7000	1.08		A

Total Number Reported: 102

Values for elemental Uranium are reported in micrograms/filter, g or mL pCi/g or mL =Bq x 0.027

Evaluation: A=Acceptable, W=Acceptable with Warning, N=Not Acceptable

If the evaluation system is not appropriate for the types of analyses performed in your lab, apply site specific evaluation.

QAP 53 Results by Nuclide

Matrix: SO Soil Bq / kg
Radionuclide: AM241

EML Value: 8.2700
EML Error: 0.7000

Labcode	Test Number	Reported Value	Reported Error	Reported EML	QAP 52 Evaluation	Evaluation
AF	1	8.3000	1.1000	1.00	N	A
AG	1	11.0000	2.1000	1.33	A	A
AM	1	9.6100	2.1900	1.16	W	A
AN	1	9.0000	0.3000	1.09	A	A
AR	1	10.1800	2.0700	1.23		A
AS	1	11.9400	3.5500	1.44	A	A
AT	1	12.1900	2.1600	1.47	W	A
AU	1	8.5000	1.3000	1.03	A	A
BE	1	8.1100	1.0400	0.98	A	A
BL	1	10.0000	1.8000	1.21	N	A
BU	1	9.5000	0.9300	1.15	A	A
BX	1	2.4800	0.9600	0.30	N	N
CH	1	10.9000	2.5000	1.32	A	A
CL	1	11.1000	2.6000	1.34	A	A
CW	1	9.1000	0.3000	1.10		A
EC	5	11.9000	1.3100	1.44	W	A
EC	1	11.5000	1.3000	1.39	W	A
EC	2	11.3000	0.6500	1.37	W	A
EC	4	11.2000	1.3400	1.35	W	A
EC	3	12.1000	1.3800	1.46	W	A
FE	1	11.4200	0.3600	1.38		A
FL	1	7.2900	1.2200	0.88	N	A
FR	1	9.2000	2.3000	1.11		A
FS	1	6.8000	0.2000	0.82		W
GA	1	11.0000	2.4000	1.33	A	A
GE	1	9.5500	4.3300	1.15	A	A
GT	1	9.3000	1.9000	1.13		A
HU	1	14.3000	5.1000	1.73		W
ID	1	13.7100	2.8600	1.66		W
IN	1	13.0000	1.5000	1.57	A	W
IS	1	14.7000	5.7000	1.78	A	W
IT	1	11.9000	1.2000	1.44	A	A
KR	1	9.2000	2.6000	1.11		A
KR	2	8.3000	0.9000	1.00		A

Values for elemental Uranium are reported in micrograms/filter, g or mL pCi/g or mL =Bq x 0.027

Evaluation: A=Acceptable, W=Acceptable with Warning, N=Not Acceptable

If the evaluation system is not appropriate for the types of analyses performed in your lab, apply site specific evaluation.

QAP 53 Results by Nuclide

Matrix: SO Soil Bq/kg
Radionuclide: AM241

EML Value: 8.2700
EML Error: 0.7000

Labcode	Test Number	Reported Value	Reported Error	Reported EML	QAP 52 Evaluation	Evaluation
LB	1	11.0000	2.0000	1.33		A
LL	1	7.3900	1.1700	0.89	A	A
LM	1	12.8500	2.7100	1.55	W	W
LV	1	11.0000	0.7000	1.33		A
ME	1	9.4000	1.8000	1.14		A
ME	2	11.8000	1.2000	1.43		A
ME	3	9.6000	1.0000	1.16		A
MH	1	6.5800	0.8100	0.80	A	W
ML	1	7.0000	0.7000	0.85	A	A
NM	3	9.5500	0.3300	1.15		A
NM	1	9.0800	0.3600	1.10		A
NM	2	9.5400	0.4100	1.15		A
NZ	1	9.6000	2.5000	1.16		A
OK	1	8.2400	1.0000	1.00		A
OT	1	20.0000	4.0000	2.42		W
PO	1	7.7800	0.5800	0.94		A
SB	1	13.7900	3.0900	1.67		W
SE	1	10.4000	0.6000	1.26	A	A
SI	1	8.3000	1.1000	1.00	A	A
SK	1	12.5000	2.2000	1.51	W	A
SR	1	15.5000	2.5000	1.87		W
SW	1	30.6800	7.2900	3.71	N	N
TM	1	8.0700	7.6700	0.98		A
TN	1	11.9700	2.1900	1.45	A	A
TO	1	10.9900	5.3100	1.33		A
TW	1	7.6400	0.4000	0.92		A
UY	1	3.9700	0.6200	0.48	A	N
WA	1	8.4100	2.1200	1.02	W	A
WC	1	9.5600	2.2000	1.16	A	A
WE	3	10.9500	4.1000	1.32	W	A
WE	1	9.9900	3.0000	1.21	W	A
WE	4	10.5100	4.1000	1.27	W	A
WE	2	12.7700	3.1000	1.54	W	W
WW	1	17.1000	3.7000	2.07	N	W
YA	1	8.1800	0.4100	0.99	A	A

Values for elemental Uranium are reported in micrograms/filter, g or mL pCi/g or mL =Bq x 0.027

Evaluation: A=Acceptable, W=Acceptable with Warning, N=Not Acceptable

If the evaluation system is not appropriate for the types of analyses performed in your lab, apply site specific evaluation.

QAP 53 Results by Nuclide

Matrix: SO Soil Bq / kg
Radionuclide: AM241

EML Value: 8.2700
EML Error: 0.7000

Labcode	Test Number	Reported Value	Reported Error	<u>Reported EML</u>	QAP 52 Evaluation	Evaluation
YU	1	8.2000	2.3000	0.99		A

Total Number Reported: 70

Values for elemental Uranium are reported in micrograms/filter, g or mL pCi/g or mL =Bq x 0.027
Evaluation: A=Acceptable, W=Acceptable with Warning, N=Not Acceptable
If the evaluation system is not appropriate for the types of analyses performed in your lab, apply site specific evaluation.

QAP 53 Results by Nuclide

Matrix: SO Soil Bq / kg
Radionuclide: BI212

EML Value: 80.5000
EML Error: 6.6000

Labcode	Test Number	Reported Value	Reported Error	Reported EML	QAP 52 Evaluation	Evaluation
AC	1	110.0000	10.0000	1.37	W	N
AF	1	45.8900	5.3000	0.57	A	A
AG	1	67.6000	29.2000	0.84	A	A
AM	1	47.1800	10.7100	0.59	A	A
AR	1	99.6000	24.7500	1.24	A	N
AS	1	48.1300	5.8300	0.60	W	A
AT	1	91.8500	14.8500	1.14		W
AU	1	96.0000	12.0000	1.19	A	W
BL	1	84.5000	12.0000	1.05	A	A
BN	1	44.1500	5.7100	0.55	A	W
BU	1	84.0000	8.0000	1.04	A	A
BX	1	50.3000	9.9000	0.63	N	A
CD	1	114.0000	20.0000	1.42	A	N
CH	1	107.0000	10.0000	1.33	N	N
CL	1	126.0000	50.8000	1.57	N	N
CS	1	48.4200	7.8500	0.60	A	A
CU	1	83.0000	5.0000	1.03	A	A
CW	1	84.0000	9.0000	1.04	A	A
DC	1	75.2000	14.5000	0.93	A	A
DH	1	44.5000	4.7000	0.55	A	W
EC	5	95.6000	9.1300	1.19	A	W
EC	4	98.3000	9.5800	1.22	A	W
EC	1	99.5000	8.9300	1.24	A	N
EC	3	94.1000	9.3200	1.17	A	W
EC	2	139.0000	7.2100	1.73	A	N
FE	1	97.0100	13.0300	1.21		W
FG	1	97.0000	21.7000	1.21	A	W
FL	1	89.5400	6.1600	1.11	A	W
FR	1	75.0000	19.0000	0.93		A
GA	1	63.0000	10.0000	0.78	A	A
GC	2	63.4000	26.5000	0.79	A	A
GC	3	50.8000	10.4000	0.63	A	A
GC	1	51.0700	20.9000	0.63	A	A
GE	1	52.9000	13.8000	0.66	A	A

Values for elemental Uranium are reported in micrograms/filter, g or mL pCi/g or mL =Bq x 0.027

Evaluation: A=Acceptable, W=Acceptable with Warning, N=Not Acceptable

If the evaluation system is not appropriate for the types of analyses performed in your lab, apply site specific evaluation.

QAP 53 Results by Nuclide

Matrix: SO Soil Bq / kg
Radionuclide: BI212

EML Value: 80.5000
EML Error: 6.6000

Labcode	Test Number	Reported Value	Reported Error	Reported EML	QAP 52 Evaluation	Evaluation
HU	1	76.7000	5.3000	0.95	W	A
ID	1	113.4900	16.2500	1.41	A	N
IL	1	56.8000	5.8000	0.71	A	A
IN	1	75.6000	18.3000	0.94	W	A
IS	1	90.9000	37.4000	1.13	N	W
LA	1	52.0000	13.0000	0.65	N	A
LA	3	67.0000	13.6000	0.83	N	A
LA	2	61.0000	14.6000	0.76	N	A
LB	1	99.0000	7.0000	1.23		W
LM	1	80.6900	35.4100	1.00	N	A
LV	1	84.3000	4.0000	1.05	A	A
ME	3	109.0000	14.8000	1.35		N
ME	2	94.0000	5.8000	1.17		W
ME	1	96.6000	5.6000	1.20		W
MH	1	49.5000	3.7000	0.62	A	A
ML	1	90.0000	9.0000	1.12	A	W
NA	1	81.0000	10.0000	1.01	A	A
NL	1	83.3000	4.2000	1.03	A	A
NQ	1	103.3000	24.1000	1.28	A	N
NZ	1	85.0000	19.0000	1.06		A
OC	1	47.0000	14.0000	0.58	A	A
OH	1	98.0000	24.0000	1.22	W	W
OS	2	47.4000	11.5000	0.59		A
OS	1	50.0000	5.9000	0.62		A
OT	1	76.0000	20.0000	0.94	A	A
RA	2	84.0000	10.0000	1.04	A	A
RA	1	87.1000	6.8000	1.08	A	A
RM	1	72.0000	10.0000	0.89	A	A
SI	1	77.3000	1.6000	0.96	A	A
SK	1	98.8000	21.0000	1.23	A	W
SN	1	62.4000	30.2000	0.77		A
SR	1	58.6000	12.5000	0.73	A	A
SW	1	65.3700	26.3500	0.81	N	A
TE	1	73.0000	3.3000	0.91	A	A
TM	1	67.2600	21.7600	0.84	A	A

Values for elemental Uranium are reported in micrograms/filter, g or mL pCi/g or mL =Bq x 0.027

Evaluation: A=Acceptable, W=Acceptable with Warning, N=Not Acceptable

If the evaluation system is not appropriate for the types of analyses performed in your lab, apply site specific evaluation.

QAP 53 Results by Nuclide

Matrix: SO Soil Bq / kg
Radionuclide: BI212

EML Value: 80.5000
EML Error: 6.6000

Labcode	Test Number	Reported Value	Reported Error	Reported EML	QAP 52 Evaluation	Evaluation
TO	1	75.4500	18.8500	0.94	W	A
TP	1	89.3900	8.6200	1.11	A	W
TQ	1	94.3000	7.1000	1.17	W	W
TR	1	97.3900	15.0800	1.21		W
TW	1	83.9000	5.5000	1.04	A	A
TX	1	46.0000	3.5000	0.57	A	A
UY	1	105.0000	52.0000	1.30	A	N
WA	1	59.0000	11.0000	0.73	A	A
WE	1	86.8000	15.7000	1.08	A	A
WE	2	90.1000	15.8000	1.12	A	W
WN	2	36.0000	8.0000	0.45	A	N
WN	1	36.0000	8.0000	0.45	A	N
WN	3	20.0000	9.0000	0.25	A	N
WO	1	76.1000	25.9000	0.94	A	A
WO	2	93.1000	31.2000	1.16	A	W
WT	1	50.9000	16.0000	0.63		A
WW	1	49.4000	8.8000	0.61	W	A
XZ	1	93.0000	9.0000	1.15		W
YU	1	93.3000	1.2000	1.16		W

Total Number Reported: 88

Values for elemental Uranium are reported in micrograms/filter, g or mL pCi/g or mL =Bq x 0.027
Evaluation: A=Acceptable, W=Acceptable with Warning, N=Not Acceptable
 If the evaluation system is not appropriate for the types of analyses performed in your lab, apply site specific evaluation.

QAP 53 Results by Nuclide

Matrix: SO Soil Bq / kg
Radionuclide: BI214

EML Value: 83.3000
EML Error: 4.2000

Labcode	Test Number	Reported Value	Reported Error	Reported EML	QAP 52 Evaluation	Evaluation
AC	1	73.0000	2.5000	0.88	A	W
AF	1	60.2700	7.7000	0.72	W	N
AG	1	71.1000	18.2000	0.85	A	W
AM	1	76.7600	4.6400	0.92	A	A
AR	1	94.5200	7.3600	1.13		A
AS	1	74.0000	4.2200	0.89	W	A
AT	1	85.8000	6.9100	1.03	A	A
AU	1	102.6000	8.0000	1.23	W	A
BE	1	94.0000	9.0000	1.13		A
BL	1	75.4000	8.9000	0.90	A	A
BN	1	87.2000	4.5700	1.05	A	A
BQ	1	112.0000	27.0000	1.35	N	W
BU	1	106.3000	10.0000	1.28	A	W
BX	1	92.5000	10.5000	1.11	A	A
CD	1	85.0000	10.0000	1.02	A	A
CH	1	89.5000	2.4000	1.07	A	A
CL	1	127.0000	13.5000	1.52	W	N
CN	1	87.9000	5.8300	1.05		A
CS	1	76.2400	11.8500	0.92	A	A
CU	1	74.0000	8.0000	0.89	A	A
CW	1	84.0000	3.0000	1.01	A	A
DC	1	90.7000	9.3700	1.09	A	A
DH	1	77.2000	1.2000	0.93	A	A
EC	2	108.0000	1.7500	1.30	A	W
EC	3	110.0000	3.7900	1.32	A	W
EC	4	109.0000	3.6800	1.31	A	W
EC	5	110.0000	3.5700	1.32	A	W
EC	1	109.0000	3.4500	1.31	A	W
FE	1	88.2800	6.4100	1.06		A
FL	1	89.1800	1.6200	1.07	A	A
FR	1	84.0000	17.0000	1.01		A
FS	1	85.3000	2.0000	1.02	A	A
GA	1	86.1000	5.0000	1.03	A	A
GC	3	74.9000	6.7500	0.90	A	A

Values for elemental Uranium are reported in micrograms/filter, g or mL pCi/g or mL =Bq x 0.027

Evaluation: A=Acceptable, W=Acceptable with Warning, N=Not Acceptable

If the evaluation system is not appropriate for the types of analyses performed in your lab, apply site specific evaluation.

QAP 53 Results by Nuclide

Matrix: SO Soil Bq/kg
Radionuclide: BI214

EML Value: 83.3000
EML Error: 4.2000

Labcode	Test Number	Reported Value	Reported Error	Reported EML	QAP 52 Evaluation	Evaluation
GC	1	82.8000	13.5000	0.99	A	A
GC	2	85.9000	10.7000	1.03	A	A
GE	1	74.2000	11.4000	0.89	A	A
HU	1	79.4000	1.8000	0.95	A	A
ID	1	163.3000	8.7100	1.96	A	N
IL	1	89.2000	2.4000	1.07	A	A
IN	1	87.4000	9.4000	1.05	A	A
IS	1	105.0000	16.0000	1.26	N	W
IT	1	109.0000	8.0000	1.31	W	W
KR	4	73.3000	4.6000	0.88		A
KR	1	81.8000	7.6000	0.98		A
KR	2	82.4000	7.8000	0.99		A
KR	3	72.5000	5.6000	0.87		W
LA	3	84.5000	10.7000	1.01	A	A
LA	1	97.0000	12.0000	1.16	A	A
LA	2	95.0000	11.5000	1.14	A	A
LB	1	82.0000	9.0000	0.98	A	A
LM	1	88.9900	9.0200	1.07	A	A
LV	1	94.1000	2.0000	1.13	A	A
ME	3	88.1000	2.3000	1.06		A
ME	2	81.8000	2.7000	0.98		A
ME	1	75.5000	1.9000	0.91		A
MH	1	86.8000	2.8000	1.04	A	A
ML	1	87.0000	8.7000	1.04	A	A
MS	1	90.1000	9.0000	1.08	A	A
NA	1	94.3000	3.8000	1.13	A	A
NL	1	99.3000	3.8000	1.19	W	A
NQ	1	83.0000	17.0000	1.00	W	A
NZ	1	95.0000	5.0000	1.14		A
OC	1	100.0000	7.0000	1.20	A	A
OH	1	77.0000	7.0000	0.92	A	A
OS	1	98.5000	3.3000	1.18		A
OS	2	92.2000	4.8000	1.11		A
OT	1	81.0000	11.0000	0.97	A	A
OU	1	66.1000	6.4700	0.79	A	W

Values for elemental Uranium are reported in micrograms/filter, g or mL pCi/g or mL =Bq x 0.027

Evaluation: A=Acceptable, W=Acceptable with Warning, N=Not Acceptable

If the evaluation system is not appropriate for the types of analyses performed in your lab, apply site specific evaluation.

QAP 53 Results by Nuclide

Matrix: SO Soil Bq / kg
Radionuclide: BI214

EML Value: 83.3000
EML Error: 4.2000

Labcode	Test Number	Reported Value	Reported Error	Reported EML	QAP 52 Evaluation	Evaluation
PK	1	103.3000	10.0000	1.24		A
PO	1	87.1000	3.1000	1.05	A	A
RA	1	77.1000	5.8000	0.93	A	A
RA	2	73.5000	5.0000	0.88	A	A
RM	1	79.0000	12.0000	0.95	A	A
SE	1	80.5000	2.4000	0.97	A	A
SI	1	82.1000	3.5000	0.99	W	A
SI	2	111.0000	3.0000	1.33	W	W
SK	1	100.0000	13.0000	1.20	A	A
SN	1	76.6000	21.6000	0.92	A	A
SR	1	86.5000	6.3000	1.04	A	A
SW	1	12.7400	4.6100	0.15	W	N
TE	1	91.0000	4.0000	1.09	A	A
TI	1	84.0000	3.7000	1.01		A
TM	1	68.3800	20.2100	0.82	A	W
TN	1	68.5700	8.5900	0.82	A	W
TO	1	76.4700	9.2600	0.92	W	A
TP	1	92.4700	1.5700	1.11	A	A
TQ	1	85.4000	1.6000	1.02	A	A
TR	1	105.0200	5.8200	1.26		W
TW	1	73.8000	1.8000	0.89	A	A
TX	1	81.2000	2.0000	0.98	A	A
UY	1	103.0000	50.0000	1.24	A	A
WA	1	78.0000	7.0000	0.94	A	A
WE	2	84.3000	3.9600	1.01	A	A
WE	1	82.6000	4.2000	0.99	A	A
WN	1	63.0000	3.8000	0.76	W	N
WN	2	61.0000	3.9000	0.73	W	N
WN	3	63.4000	3.8000	0.76	W	N
WO	1	126.4000	17.1000	1.52	W	N
WO	2	122.4000	21.8000	1.47	W	W
WT	1	70.0000	11.0000	0.84		W
WW	1	87.5000	4.0000	1.05	A	A
WY	1	82.5100	16.6500	0.99		A
XZ	1	87.0000	11.0000	1.04		A

Values for elemental Uranium are reported in micrograms/filter, g or mL pCi/g or mL =Bq x 0.027

Evaluation: A=Acceptable, W=Acceptable with Warning, N=Not Acceptable

If the evaluation system is not appropriate for the types of analyses performed in your lab, apply site specific evaluation.

QAP 53 Results by Nuclide

Matrix: SO Soil Bq / kg
Radionuclide: BI214

EML Value: 83.3000
EML Error: 4.2000

Labcode	Test Number	Reported Value	Reported Error	<u>Reported EML</u>	QAP 52 Evaluation	Evaluation
YU	1	90.1000	3.1000	1.08		A

Total Number Reported: 105

Values for elemental Uranium are reported in micrograms/filter, g or mL pCi/g or mL =Bq x 0.027
Evaluation: A=Acceptable, W=Acceptable with Warning, N=Not Acceptable
If the evaluation system is not appropriate for the types of analyses performed in your lab, apply site specific evaluation.

QAP 53 Results by Nuclide

Matrix: SO Soil Bq / kg
Radionuclide: Bq U

EML Value: 327.0000
EML Error: 11.0000

Labcode	Test Number	Reported Value	Reported Error	<u>Reported EML</u>	QAP 52 Evaluation	Evaluation
AF	1	279.5000	11.5000	0.86	A	A
AG	1	309.0000	27.0000	0.94	A	A
AM	1	270.3100	15.3100	0.83	A	A
AT	1	245.1600	19.4900	0.75		W
BL	1	270.0000	2.0000	0.83	A	A
BU	1	293.0000	15.0000	0.90		A
CH	1	287.0000	16.0000	0.88	A	A
HT	1	339.7000	30.0000	1.04	A	A
IN	1	308.6000	0.1000	0.94		A
NA	1	278.0000	20.0000	0.85		A
RM	1	161.0000	22.0000	0.49	A	N
SN	1	274.6000	35.2000	0.84	A	A
TE	1	254.3000	13.0000	0.78		W
UY	1	254.0000	20.0000	0.78	A	W
WA	1	287.0000	9.0000	0.88	W	A
WO	2	301.0000	13.0000	0.92	N	A
WO	1	288.0000	12.0000	0.88	N	A

Total Number Reported: 17

Values for elemental Uranium are reported in micrograms/filter, g or mL pCi/g or mL =Bq x 0.027
Evaluation: A=Acceptable, W=Acceptable with Warning, N=Not Acceptable
 If the evaluation system is not appropriate for the types of analyses performed in your lab, apply site specific evaluation.

QAP 53 Results by Nuclide

Matrix: SO Soil Bq/kg
Radionuclide: CS137

EML Value:1020.0000
EML Error: 51.0000

Labcode	Test Number	Reported Value	Reported Error	Reported EML	QAP 52 Evaluation	Evaluation
AC	1	1060.0000	5.0000	1.04	A	A
AF	1	861.4200	36.5000	0.85	W	W
AG	1	1163.0000	147.0000	1.14	A	A
AM	1	987.9800	6.1800	0.97	A	A
AN	1	1070.0000	30.0000	1.05	A	A
AR	1	1085.0000	45.7400	1.06	A	A
AS	1	1043.0300	7.4700	1.02	W	A
AT	1	1017.7500	86.5000	1.00	A	A
AU	1	1180.0000	54.0000	1.16	A	A
BA	1	937.8000	26.6000	0.92	A	A
BC	1	1220.0000	120.0000	1.20	A	W
BE	1	1033.0000	118.0000	1.01	W	A
BL	1	1068.0000	114.0000	1.05	A	A
BM	1	1073.0000	139.0000	1.05	A	A
BN	1	982.9700	36.4200	0.96	A	A
BQ	1	1090.0000	39.0000	1.07	A	A
BU	1	1000.0000	50.0000	0.98	A	A
BX	1	1220.0000	120.0000	1.20	W	W
CD	1	1140.0000	100.0000	1.12	A	A
CE	1	895.0000	52.0000	0.88		W
CF	1	1023.0000	4.0000	1.00	A	A
CF	2	1019.0000	6.0000	1.00	A	A
CF	3	998.0000	7.0000	0.98	A	A
CH	1	1210.0000	4.0000	1.19	W	W
CL	1	1280.0000	20.2000	1.25	A	W
CN	1	1074.0000	61.0000	1.05		A
CO	1	1005.0000	39.0000	0.99	A	A
CO	3	1067.0000	39.0000	1.05	A	A
CO	2	1059.0000	39.0000	1.04	A	A
CS	1	1047.0000	163.9000	1.03	A	A
CU	1	1039.0000	25.0000	1.02	A	A
CW	1	1000.0000	20.0000	0.98	A	A
DC	1	965.0000	105.0000	0.95	W	A
DH	1	955.0000	12.0000	0.94	A	A

Values for elemental Uranium are reported in micrograms/filter, g or mL pCi/g or mL =Bq x 0.027

Evaluation: A=Acceptable, W=Acceptable with Warning, N=Not Acceptable

If the evaluation system is not appropriate for the types of analyses performed in your lab, apply site specific evaluation.

QAP 53 Results by Nuclide

Matrix: SO Soil Bq / kg
Radionuclide: CS137

EML Value:1020.0000

EML Error: 51.0000

Labcode	Test Number	Reported Value	Reported Error	Reported EML	QAP 52 Evaluation	Evaluation
EC	1	1150.0000	36.9000	1.13	A	A
EC	2	1170.0000	18.7000	1.15	A	A
EC	3	1150.0000	37.2000	1.13	A	A
EC	4	1160.0000	37.3000	1.14	A	A
EC	5	1160.0000	37.2000	1.14	A	A
EG	1	980.0000	80.0000	0.96	A	A
FE	1	1141.8199	6.7200	1.12		A
FG	1	1023.3000	52.0000	1.00	A	A
FJ	1	6244.0000	88.0000	6.12		N
FL	1	999.9800	2.1800	0.98	A	A
FR	1	1050.0000	160.0000	1.03		A
FS	1	1016.0000	20.0000	1.00	A	A
GA	1	1057.0000	21.0000	1.04	A	A
GC	1	983.7000	124.6000	0.96	A	A
GC	3	1050.0000	43.7000	1.03	A	A
GC	2	983.6000	43.7000	0.96	A	A
GD	3	857.0000	200.0000	0.84	W	W
GD	2	824.0000	54.0000	0.81	W	W
GD	1	835.0000	52.0000	0.82	W	W
GE	1	1120.0000	153.0000	1.10	A	A
GT	1	1100.0000	100.0000	1.08	A	A
HU	1	1048.0000	28.0000	1.03	A	A
ID	1	2259.3301	115.6600	2.21	A	N
IL	1	890.8000	9.8000	0.87	W	W
IN	1	1168.0000	28.0000	1.14	A	A
IS	1	1412.0000	186.0000	1.38	W	N
IT	1	1352.0000	80.0000	1.33	W	N
KA	1	1058.0000	61.0000	1.04	A	A
KR	3	1106.4000	44.5000	1.09		A
KR	1	1092.9000	44.6000	1.07		A
KR	4	1111.9000	45.0000	1.09		A
KR	2	1113.1000	43.9000	1.09		A
LA	3	1159.0000	128.0000	1.14	A	A
LA	1	1195.0000	132.0000	1.17	A	A
LA	2	1170.0000	129.0000	1.15	A	A

Values for elemental Uranium are reported in micrograms/filter, g or mL pCi/g or mL =Bq x 0.027

Evaluation: A=Acceptable, W=Acceptable with Warning, N=Not Acceptable

If the evaluation system is not appropriate for the types of analyses performed in your lab, apply site specific evaluation.

QAP 53 Results by Nuclide

Matrix: SO Soil Bq/kg
Radionuclide: CS137

EML Value:1020.0000

EML Error: 51.0000

Labcode	Test Number	Reported Value	Reported Error	Reported EML	QAP 52 Evaluation	Evaluation
LB	1	961.0000	73.0000	0.94	A	A
LL	1	863.0000	89.1000	0.85	W	W
LM	1	1143.7000	11.8800	1.12	A	A
LV	1	1060.0000	35.0000	1.04	A	A
LW	1	930.0000	6.5100	0.91	N	A
ME	1	992.0000	23.0000	0.97	A	A
ME	2	1006.0000	25.0000	0.99	A	A
ME	3	1006.0000	25.0000	0.99	A	A
MH	1	1097.8000	55.5000	1.08	A	A
ML	1	1029.0000	102.9000	1.01	A	A
MS	1	1200.0000	120.0000	1.18	A	A
NA	1	1117.0000	37.0000	1.10	A	A
NL	1	1009.0000	51.0000	0.99	A	A
NM	1	981.0000	19.0000	0.96	A	A
NQ	1	1156.0000	237.0000	1.13	A	A
NR	1	998.0000	200.0000	0.98	A	A
NZ	1	1100.0000	70.0000	1.08	A	A
OC	1	1000.0000	70.0000	0.98	A	A
OH	1	1068.0000	10.0000	1.05	A	A
OS	1	1137.0000	47.0000	1.12		A
OS	2	1130.0000	47.0000	1.11		A
OT	1	994.0000	8.0000	0.98	A	A
OU	1	904.0000	28.8000	0.89	A	W
PK	1	1055.0000	26.0000	1.03	A	A
PO	1	1098.0000	7.0000	1.08	A	A
RA	2	1090.0000	60.0000	1.07	A	A
RA	1	1020.0000	80.0000	1.00	A	A
RC	1	1050.0000	40.0000	1.03	N	A
RI	1	1070.0000	16.0000	1.05	A	A
RM	1	1040.0000	140.0000	1.02	A	A
SA	1	1001.0000	57.0000	0.98	A	A
SB	1	1207.0000	140.9000	1.18	A	W
SE	1	1053.0000	31.6000	1.03	A	A
SI	1	998.0000	21.0000	0.98	A	A
SK	1	1155.0000	144.0000	1.13	W	A

Values for elemental Uranium are reported in micrograms/filter, g or mL pCi/g or mL =Bq x 0.027

Evaluation: A=Acceptable, W=Acceptable with Warning, N=Not Acceptable

If the evaluation system is not appropriate for the types of analyses performed in your lab, apply site specific evaluation.

QAP 53 Results by Nuclide

Matrix: SO Soil Bq/kg
Radionuclide: CS137

EML Value:1020.0000

EML Error: 51.0000

Labcode	Test Number	Reported Value	Reported Error	Reported EML	QAP 52 Evaluation	Evaluation
SN	1	1156.0000	109.0000	1.13	A	A
SR	1	1070.0000	110.0000	1.05	A	A
SW	1	386.0000	82.0000	0.38	W	N
TE	1	925.7000	14.2000	0.91	A	A
TI	1	1164.0000	4.6000	1.14	N	A
TK	1	1127.8000	125.7000	1.11		A
TM	1	1008.3600	98.2700	0.99	A	A
TN	1	1002.0000	8.0000	0.98	W	A
TO	1	928.8900	99.4600	0.91	N	A
TP	1	1033.0000	12.1200	1.01	A	A
TQ	1	1097.0000	8.0000	1.08	A	A
TR	1	1022.8700	17.0500	1.00		A
TW	1	1067.0000	9.0000	1.05	A	A
TX	1	1063.0000	8.0000	1.04	A	A
UC	1	1180.0000	6.3400	1.16	W	A
UY	1	1254.0000	102.0000	1.23	A	W
WA	1	1070.0000	50.0000	1.05	A	A
WC	1	1080.0000	160.0000	1.06	A	A
WE	2	1025.0000	87.8000	1.00	A	A
WE	1	1012.0000	76.5000	0.99	A	A
WN	2	930.0000	31.0000	0.91	N	A
WN	1	917.0000	31.0000	0.90	N	W
WN	3	929.0000	31.0000	0.91	N	A
WO	2	1133.7000	191.6000	1.11	A	A
WO	1	1155.5000	136.5000	1.13	A	A
WT	1	1000.0000	100.0000	0.98		A
WW	1	1176.2000	87.6000	1.15	A	A
WY	1	1111.4800	38.8500	1.08		A
XZ	1	1029.0000	58.0000	1.01		A
YA	1	967.3000	1.9000	0.95	W	A
YU	1	1092.0000	22.0000	1.07	A	A

Total Number Reported: 135

Values for elemental Uranium are reported in micrograms/filter, g or mL pCi/g or mL =Bq x 0.027

Evaluation: A=Acceptable, W=Acceptable with Warning, N=Not Acceptable

If the evaluation system is not appropriate for the types of analyses performed in your lab, apply site specific evaluation.

QAP 53 Results by Nuclide

Matrix: SO Soil Bq/kg
Radionuclide: K40

EML Value: 713.0000
EML Error: 38.0000

Labcode	Test Number	Reported Value	Reported Error	Reported EML	QAP 52 Evaluation	Evaluation
AC	1	702.0000	22.0000	0.99	A	A
AF	1	602.8500	26.6300	0.85	W	W
AG	1	808.0000	113.0000	1.13	A	A
AM	1	713.7700	27.1500	1.00	A	A
AN	1	761.0000	41.0000	1.07	A	A
AR	1	787.6500	41.2900	1.11	A	A
AS	1	732.9700	21.1300	1.03	W	A
AT	1	755.2000	79.4700	1.06	A	A
AU	1	774.0000	32.0000	1.09	A	A
BC	1	873.0000	96.0000	1.22	A	A
BE	1	1113.0000	348.0000	1.56	W	N
BL	1	704.0000	76.0000	0.99		A
BN	1	611.7300	49.2100	0.86	W	W
BU	1	700.0000	50.0000	0.98	A	A
BX	1	821.0000	86.0000	1.15	A	A
CD	1	815.0000	50.0000	1.14	A	A
CE	1	648.0000	53.0000	0.91		A
CH	1	832.0000	17.0000	1.17	A	A
CL	1	866.0000	58.0000	1.22	N	A
CN	1	657.8000	38.6000	0.92		A
CS	1	751.2000	118.4000	1.05	A	A
CU	1	682.0000	30.0000	0.96	A	A
CW	1	696.0000	24.0000	0.98	A	A
DC	1	695.0000	75.0000	0.98	A	A
DH	1	670.0000	27.0000	0.94	A	A
EC	1	819.0000	39.2000	1.15	A	A
EC	2	819.0000	19.6000	1.15	A	A
EC	3	838.0000	40.7000	1.17	A	A
EC	4	855.0000	41.5000	1.20	A	A
EC	5	831.0000	39.7000	1.16	A	A
EG	1	695.0000	60.0000	0.98	A	A
FE	1	797.7200	25.4500	1.12		A
FG	1	646.2000	73.0000	0.91	A	A
FJ	1	715.0000	31.0000	1.00		A

Values for elemental Uranium are reported in micrograms/filter, g or mL pCi/g or mL =Bq x 0.027

Evaluation: A=Acceptable, W=Acceptable with Warning, N=Not Acceptable

If the evaluation system is not appropriate for the types of analyses performed in your lab, apply site specific evaluation.

QAP 53 Results by Nuclide

Matrix: SO Soil Bq/kg
Radionuclide: K40

EML Value: 713.0000

EML Error: 38.0000

Labcode	Test Number	Reported Value	Reported Error	Reported EML	QAP 52 Evaluation	Evaluation
FL	1	663.8000	3.4000	0.93	A	A
FR	1	760.0000	130.0000	1.07		A
FS	1	699.0000	16.0000	0.98	A	A
GA	1	733.0000	38.0000	1.03	A	A
GC	2	692.9000	61.3000	0.97	A	A
GC	1	753.9000	110.7000	1.06	A	A
GC	3	755.1000	48.1000	1.06	A	A
GD	3	688.0000	128.0000	0.96	A	A
GD	2	686.0000	127.0000	0.96	A	A
GD	1	682.0000	189.0000	0.96	A	A
GE	1	858.0000	86.2000	1.20	A	A
GT	1	760.0000	80.0000	1.07	A	A
HU	1	774.0000	53.0000	1.09	A	A
ID	1	1638.0000	155.8500	2.30	A	N
IL	1	589.3000	25.0000	0.83	W	W
IN	1	770.0000	223.0000	1.08	A	A
IS	1	932.0000	106.0000	1.31	A	W
IT	1	933.0000	61.0000	1.31	A	W
KA	1	708.0000	108.0000	0.99	A	A
KR	3	809.2000	46.1000	1.13		A
KR	4	780.8000	36.8000	1.10		A
KR	2	790.0000	46.0000	1.11		A
KR	1	704.2000	53.0000	0.99		A
LA	1	767.0000	93.0000	1.08	W	A
LA	2	787.0000	101.0000	1.10	W	A
LA	3	732.0000	88.0000	1.03	W	A
LB	1	684.0000	56.0000	0.96	A	A
LL	1	676.0000	90.8000	0.95	A	A
LM	1	916.1100	54.6200	1.28	A	W
LV	1	730.0000	29.0000	1.02	A	A
LW	1	630.0000	8.1300	0.88	N	W
ME	1	696.0000	31.0000	0.98	A	A
ME	2	659.0000	35.0000	0.92	A	A
ME	3	681.0000	27.0000	0.95	A	A
MH	1	817.1000	39.8000	1.15	A	A

Values for elemental Uranium are reported in micrograms/filter, g or mL pCi/g or mL =Bq x 0.027

Evaluation: A=Acceptable, W=Acceptable with Warning, N=Not Acceptable

If the evaluation system is not appropriate for the types of analyses performed in your lab, apply site specific evaluation.

QAP 53 Results by Nuclide

Matrix: SO Soil Bq/kg
Radionuclide: K40

EML Value: 713.0000

EML Error: 38.0000

Labcode	Test Number	Reported Value	Reported Error	Reported EML	QAP 52 Evaluation	Evaluation
ML	1	694.0000	69.4000	0.97	A	A
MS	1	885.0000	89.0000	1.24	A	W
NA	1	766.0000	30.0000	1.07	A	A
NL	1	843.0000	43.0000	1.18	A	A
NQ	1	862.0000	178.0000	1.21	A	A
NZ	1	700.0000	50.0000	0.98	W	A
OC	1	660.0000	87.0000	0.93	A	A
OH	1	686.0000	41.0000	0.96	A	A
OS	1	944.0000	35.0000	1.32		W
OS	2	963.0000	45.0000	1.35		W
OT	1	716.0000	37.0000	1.00	A	A
OU	1	474.0000	65.4000	0.67	A	N
PO	1	711.0000	23.0000	1.00	A	A
RA	2	720.0000	100.0000	1.01	A	A
RA	1	740.0000	100.0000	1.04	A	A
RC	1	790.0000	40.0000	1.11	A	A
RM	1	750.0000	100.0000	1.05	A	A
SA	1	722.0000	22.0000	1.01	A	A
SB	1	796.6000	76.6000	1.12	A	A
SE	1	638.0000	19.2000	0.89	A	W
SI	1	671.0000	15.0000	0.94	A	A
SK	1	734.0000	90.0000	1.03	A	A
SN	1	921.0000	160.0000	1.29	A	W
SR	1	729.0000	71.0000	1.02	A	A
SW	1	60.9500	26.0300	0.09	A	N
TE	1	713.6000	7.1000	1.00	A	A
TI	1	839.2000	48.3000	1.18	A	A
TM	1	620.4900	231.5400	0.87	W	W
TN	1	475.2000	251.3000	0.67	W	N
TO	1	645.2800	86.0700	0.90	N	A
TP	1	722.2400	7.4900	1.01	A	A
TQ	1	696.0000	4.0000	0.98	A	A
TR	1	687.2500	31.6400	0.96		A
TW	1	761.0000	16.0000	1.07	A	A
TX	1	759.0000	16.0000	1.07	A	A

Values for elemental Uranium are reported in micrograms/filter, g or mL pCi/g or mL =Bq x 0.027

Evaluation: A=Acceptable, W=Acceptable with Warning, N=Not Acceptable

If the evaluation system is not appropriate for the types of analyses performed in your lab, apply site specific evaluation.

QAP 53 Results by Nuclide

Matrix: SO Soil Bq / kg
Radionuclide: K40

EML Value: 713.0000
EML Error: 38.0000

Labcode	Test Number	Reported Value	Reported Error	Reported EML	QAP 52 Evaluation	Evaluation
UC	1	777.0000	32.4000	1.09	A	A
UY	1	796.0000	145.0000	1.12	A	A
WA	1	807.0000	41.0000	1.13	A	A
WC	1	899.0000	107.0000	1.26	A	W
WE	2	730.0000	34.1000	1.02	A	A
WE	1	695.0000	34.9000	0.98	A	A
WN	2	680.0000	42.0000	0.95	W	A
WN	1	578.0000	39.0000	0.81	W	W
WN	3	590.0000	40.0000	0.83	W	W
WO	1	899.1000	144.7000	1.26	A	W
WO	2	829.5000	198.5000	1.16	A	A
WT	1	650.0000	90.0000	0.91	N	A
WW	1	878.4000	65.6000	1.23	A	W
WY	1	499.8700	53.6500	0.70		N
XZ	1	742.0000	44.0000	1.04		A
YA	1	674.6300	6.7600	0.95	W	A
YU	1	799.0000	16.0000	1.12	A	A

Total Number Reported: 121

Values for elemental Uranium are reported in micrograms/filter, g or mL pCi/g or mL =Bq x 0.027
Evaluation: A=Acceptable, W=Acceptable with Warning, N=Not Acceptable
 If the evaluation system is not appropriate for the types of analyses performed in your lab, apply site specific evaluation.

QAP 53 Results by Nuclide

Matrix: SO Soil Bq/kg
Radionuclide: PB212

EML Value: 79.3000
EML Error: 4.3000

Labcode	Test Number	Reported Value	Reported Error	Reported EML	QAP 52 Evaluation	Evaluation
AC	1	99.2000	3.9000	1.25	W	W
AF	1	66.2900	2.7900	0.84	W	W
AG	1	87.4000	14.3000	1.10	A	A
AM	1	83.0500	2.2100	1.05	A	A
AR	1	89.8300	5.7100	1.13	A	A
AS	1	78.1800	3.6600	0.99	W	A
AT	1	73.3400	12.2300	0.93		A
AU	1	97.4000	9.0000	1.23	A	W
BE	1	86.0000	10.0000	1.08		A
BL	1	82.2000	10.0000	1.04	A	A
BN	1	72.8900	4.2300	0.92	A	A
BQ	1	87.0000	14.0000	1.10	A	A
BU	1	78.0000	7.0000	0.98	A	A
BX	1	108.0000	10.0000	1.36	W	N
CD	1	95.0000	10.0000	1.20	W	A
CH	1	90.0000	1.6000	1.13	A	A
CL	1	105.0000	7.8000	1.32	N	W
CN	1	66.9500	3.9300	0.84		W
CS	1	76.6800	12.0200	0.97	A	A
CU	1	82.0000	5.0000	1.03	A	A
CW	1	80.0000	2.0000	1.01	A	A
DC	1	72.3000	7.9400	0.91	W	A
DH	1	65.0000	9.0000	0.82	A	W
EC	2	150.0000	4.8200	1.89	W	N
EC	5	107.0000	5.5300	1.35	W	W
EC	4	102.0000	5.8700	1.29	W	W
EC	1	101.0000	5.7700	1.27	W	W
EC	3	105.0000	6.0300	1.32	W	W
FE	1	87.7600	2.1800	1.11		A
FG	1	78.5000	7.1000	0.99	A	A
FL	1	77.7400	2.3500	0.98	A	A
FR	1	88.0000	16.0000	1.11		A
GA	1	83.0000	15.0000	1.05	A	A
GC	1	69.0000	10.2000	0.87	A	W

Values for elemental Uranium are reported in micrograms/filter, g or mL pCi/g or mL =Bq x 0.027

Evaluation: A=Acceptable, W=Acceptable with Warning, N=Not Acceptable

If the evaluation system is not appropriate for the types of analyses performed in your lab, apply site specific evaluation.

QAP 53 Results by Nuclide

Matrix: SO Soil Bq/kg
Radionuclide: PB212

EML Value: 79.3000
EML Error: 4.3000

Labcode	Test Number	Reported Value	Reported Error	Reported EML	QAP 52 Evaluation	Evaluation
GC	2	74.5000	6.1300	0.94	A	A
GC	3	83.1000	5.0200	1.05	A	A
GE	1	88.1000	10.2000	1.11	A	A
HU	1	81.0000	2.4000	1.02	A	A
ID	1	180.3600	10.6600	2.27	A	N
IL	1	56.0000	1.5000	0.71	W	N
IN	1	94.3000	4.4000	1.19	A	A
IS	1	107.0000	18.0000	1.35	N	W
IT	1	114.0000	7.0000	1.44	W	N
KR	1	78.4000	4.5000	0.99		A
KR	2	81.6000	4.2000	1.03		A
KR	3	76.0000	3.9000	0.96		A
KR	4	70.1000	3.2000	0.88		W
LA	3	85.9000	9.8000	1.08	A	A
LA	1	77.5000	9.1000	0.98	A	A
LA	2	83.4000	9.5000	1.05	A	A
LB	1	92.0000	5.0000	1.16	W	A
LM	1	98.5900	3.8900	1.24	W	W
LV	1	79.8000	4.7000	1.01	A	A
ME	1	67.3000	2.4000	0.85		W
ME	2	64.8000	3.6000	0.82		W
ME	3	55.9000	2.9000	0.70		N
MH	1	84.6000	5.9000	1.07	A	A
ML	1	96.0000	9.6000	1.21	W	A
MS	1	80.0000	8.0000	1.01	A	A
NA	1	85.7000	3.7000	1.08	A	A
NL	1	83.3000	4.2000	1.05	A	A
NQ	1	90.0000	18.5000	1.13	A	A
NZ	1	84.0000	7.0000	1.06		A
OC	1	72.0000	7.0000	0.91	W	A
OH	1	81.0000	4.0000	1.02	A	A
OS	1	45.5000	7.8000	0.57		N
OS	2	38.9000	9.3000	0.49		N
OT	1	76.0000	20.0000	0.96	A	A
OU	1	181.0000	5.1700	2.28	A	N

Values for elemental Uranium are reported in micrograms/filter, g or mL pCi/g or mL =Bq x 0.027

Evaluation: A=Acceptable, W=Acceptable with Warning, N=Not Acceptable

If the evaluation system is not appropriate for the types of analyses performed in your lab, apply site specific evaluation.

QAP 53 Results by Nuclide

Matrix: SO Soil Bq/kg
Radionuclide: PB212

EML Value: 79.3000
EML Error: 4.3000

Labcode	Test Number	Reported Value	Reported Error	Reported EML	QAP 52 Evaluation	Evaluation
PK	1	67.6000	3.2000	0.85	A	W
RA	2	84.0000	14.0000	1.06	W	A
RA	1	91.2000	7.5000	1.15	W	A
RI	1	89.5000	6.5900	1.13	A	A
RM	1	72.0000	10.0000	0.91	A	A
SB	1	103.2000	11.4000	1.30		W
SE	1	73.0000	2.2000	0.92	A	A
SI	1	81.3000	2.3000	1.02	A	A
SK	1	103.0000	14.0000	1.30	A	W
SN	1	82.2000	27.8000	1.04	A	A
SR	1	71.0000	6.0000	0.89	A	W
SW	1	41.9500	8.1500	0.53	W	N
TE	1	66.1000	4.3000	0.83	A	W
TI	1	95.5000	8.1000	1.20		A
TM	1	93.6200	28.1200	1.18	W	A
TN	1	78.2700	9.7800	0.99	W	A
TO	1	80.0700	9.7900	1.01	A	A
TP	1	81.2200	3.2300	1.02	A	A
TQ	1	96.2000	2.5000	1.21	W	A
TR	1	81.2300	3.6800	1.02		A
TW	1	87.7000	2.6000	1.11	A	A
TX	1	77.4000	1.8000	0.98	A	A
UY	1	96.0000	50.0000	1.21	A	A
WA	1	81.0000	4.0000	1.02	A	A
WE	2	77.2000	7.6800	0.97	A	A
WE	1	73.2000	7.3300	0.92	A	A
WN	2	71.1000	3.1000	0.90	N	W
WN	1	68.7000	3.0000	0.87	N	W
WN	3	72.8000	3.0000	0.92	N	A
WO	2	92.0000	14.0000	1.16	A	A
WO	1	93.5000	10.9000	1.18	A	A
WT	1	83.3000	11.0000	1.05		A
WW	1	91.5000	5.7000	1.15	A	A
XZ	1	83.0000	5.0000	1.05		A

Values for elemental Uranium are reported in micrograms/filter, g or mL pCi/g or mL =Bq x 0.027

Evaluation: A=Acceptable, W=Acceptable with Warning, N=Not Acceptable

If the evaluation system is not appropriate for the types of analyses performed in your lab, apply site specific evaluation.

QAP 53 Results by Nuclide

Matrix: SO Soil Bq / kg
Radionuclide: PB212

EML Value: 79.3000
EML Error: 4.3000

Labcode	Test Number	Reported Value	Reported Error	<u>Reported EML</u>	QAP 52 Evaluation	Evaluation
---------	-------------	----------------	----------------	---------------------	-------------------	------------

Total Number Reported: 103

Values for elemental Uranium are reported in micrograms/filter, g or mL pCi/g or mL =Bq x 0.027

Evaluation: A=Acceptable, W=Acceptable with Warning, N=Not Acceptable

If the evaluation system is not appropriate for the types of analyses performed in your lab, apply site specific evaluation.

QAP 53 Results by Nuclide

Matrix: SO Soil Bq/kg
Radionuclide: PB214

EML Value: 86.3000
EML Error: 4.3000

Labcode	Test Number	Reported Value	Reported Error	Reported EML	QAP 52 Evaluation	Evaluation
AC	1	86.7000	4.9000	1.00	A	A
AF	1	65.8100	3.2000	0.76	W	N
AG	1	84.7000	13.7000	0.98	A	A
AM	1	95.3300	5.2000	1.11	A	A
AR	1	106.9500	7.7100	1.24		A
AS	1	80.2500	5.5600	0.93	W	A
AT	1	75.4800	8.9100	0.88	A	W
AU	1	120.0000	10.0000	1.39	W	W
BE	1	127.0000	10.0000	1.47		W
BL	1	79.9000	9.0000	0.93	A	A
BN	1	88.8000	8.3900	1.03	A	A
BQ	1	140.0000	35.0000	1.62	N	N
BX	1	111.0000	12.0000	1.29	W	A
CD	1	90.0000	10.0000	1.04	A	A
CF	1	82.4000	1.7000	0.95		A
CF	3	80.2000	3.2000	0.93		A
CF	2	76.6000	3.1000	0.89		W
CH	1	98.9000	2.7000	1.15	A	A
CL	1	143.0000	12.2000	1.66	W	N
CN	1	86.5300	6.2100	1.00		A
CS	1	76.9500	12.0100	0.89	A	W
CU	1	72.0000	10.0000	0.83	A	W
CW	1	85.0000	2.0000	0.99	A	A
DC	1	122.0000	19.3000	1.41	A	W
DH	1	76.1000	4.4000	0.88	A	W
EC	5	124.0000	3.9100	1.44	A	W
EC	1	123.0000	3.8500	1.42	A	W
EC	2	122.0000	1.9200	1.41	A	W
EC	4	122.0000	3.9000	1.41	A	W
EC	3	121.0000	3.8700	1.40	A	W
FE	1	88.5000	3.6400	1.02		A
FG	1	92.8000	8.1000	1.08	A	A
FL	1	58.1700	12.9900	0.67	A	N
FR	1	102.0000	18.0000	1.18		A

Values for elemental Uranium are reported in micrograms/filter, g or mL pCi/g or mL =Bq x 0.027

Evaluation: A=Acceptable, W=Acceptable with Warning, N=Not Acceptable

If the evaluation system is not appropriate for the types of analyses performed in your lab, apply site specific evaluation.

QAP 53 Results by Nuclide

Matrix: SO Soil Bq / kg
Radionuclide: PB214

EML Value: 86.3000
EML Error: 4.3000

Labcode	Test Number	Reported Value	Reported Error	Reported EML	QAP 52 Evaluation	Evaluation
FS	1	84.3000	1.7000	0.98	A	A
GA	1	89.3000	25.0000	1.03	A	A
GC	3	91.6000	7.8400	1.06	A	A
GC	2	89.9000	12.1000	1.04	A	A
GC	1	92.0000	14.1000	1.07	A	A
GE	1	87.9000	11.5000	1.02	A	A
HU	1	89.8000	1.7000	1.04	A	A
ID	1	181.5300	10.4700	2.10	A	N
IL	1	74.4000	2.8000	0.86	W	W
IN	1	87.7000	5.5000	1.02	W	A
IS	1	116.0000	19.0000	1.34	N	W
IT	1	123.0000	8.0000	1.42	W	W
KR	1	81.8000	7.5000	0.95		A
KR	4	80.4000	5.2000	0.93		A
KR	2	85.3000	6.7000	0.99		A
KR	3	84.3000	6.8000	0.98		A
LA	1	88.8000	11.0000	1.03	A	A
LA	3	83.2000	10.1000	0.96	A	A
LA	2	89.9000	10.7000	1.04	A	A
LB	1	82.0000	4.0000	0.95	A	A
LM	1	100.2700	8.4700	1.16	A	A
LV	1	91.8000	2.9000	1.06	A	A
ME	1	77.7000	3.0000	0.90	A	A
ME	3	82.9000	3.5000	0.96	A	A
ME	2	76.2000	3.5000	0.88	A	W
MH	1	98.9000	3.3000	1.15	W	A
ML	1	107.0000	10.7000	1.24	A	A
MS	1	92.8000	9.3000	1.08	A	A
NA	1	102.2000	4.1000	1.18	A	A
NL	1	109.0000	4.3000	1.26	W	A
NQ	1	93.7000	19.3000	1.09	W	A
NZ	1	114.0000	7.0000	1.32		W
OC	1	120.0000	13.0000	1.39	A	W
OH	1	90.0000	7.0000	1.04	A	A
OT	1	81.0000	11.0000	0.94	A	A

Values for elemental Uranium are reported in micrograms/filter, g or mL pCi/g or mL =Bq x 0.027

Evaluation: A=Acceptable, W=Acceptable with Warning, N=Not Acceptable

If the evaluation system is not appropriate for the types of analyses performed in your lab, apply site specific evaluation.

QAP 53 Results by Nuclide

Matrix: SO Soil Bq / kg
Radionuclide: PB214

EML Value: 86.3000
EML Error: 4.3000

Labcode	Test Number	Reported Value	Reported Error	Reported EML	QAP 52 Evaluation	Evaluation
OU	1	71.0000	12.0000	0.82	N	W
PK	1	9.3000	2.3000	0.11	N	N
PO	1	87.9000	2.9000	1.02	A	A
RA	1	75.9000	6.8000	0.88	A	W
RA	2	73.0000	4.0000	0.85	A	W
RM	1	79.0000	12.0000	0.92	A	A
SB	1	112.1000	9.1400	1.30		A
SI	1	76.6000	3.0000	0.89	A	W
SI	2	109.0000	3.0000	1.26	A	A
SK	1	106.0000	14.0000	1.23	A	A
SN	1	86.5000	47.2000	1.00	A	A
SR	1	86.0000	7.2000	1.00	A	A
SW	1	14.8600	6.3400	0.17	A	N
TE	1	100.1000	3.7000	1.16	A	A
TI	1	92.9000	3.8000	1.08		A
TM	1	72.4200	11.1300	0.84	A	W
TO	1	84.7400	10.5500	0.98	W	A
TP	1	90.1000	2.9200	1.04	W	A
TQ	1	93.5000	3.6000	1.08	A	A
TR	1	107.2000	9.1200	1.24		A
TW	1	81.7000	2.6000	0.95	A	A
TX	1	85.2000	2.4000	0.99	A	A
UY	1	111.0000	50.0000	1.29	A	A
WA	1	85.0000	7.0000	0.99	A	A
WE	1	85.3000	5.5500	0.99	A	A
WE	2	83.3000	6.3400	0.96	A	A
WN	1	76.0000	3.3000	0.88	W	W
WN	3	77.1000	3.1000	0.89	W	W
WN	2	76.9000	3.5000	0.89	W	W
WO	2	125.1000	20.0000	1.45	N	W
WO	1	141.6000	17.8000	1.64	N	N
WT	1	80.2000	13.0000	0.93		A
WW	1	109.9000	4.5000	1.27	A	A
WY	1	83.9900	12.2100	0.97		A
XZ	1	84.0000	7.0000	0.97		A

Values for elemental Uranium are reported in micrograms/filter, g or mL pCi/g or mL =Bq x 0.027

Evaluation: A=Acceptable, W=Acceptable with Warning, N=Not Acceptable

If the evaluation system is not appropriate for the types of analyses performed in your lab, apply site specific evaluation.

QAP 53 Results by Nuclide

Matrix: SO Soil Bq / kg
Radionuclide: PB214

EML Value: 86.3000
EML Error: 4.3000

Labcode	Test Number	Reported Value	Reported Error	<u>Reported EML</u>	QAP 52 Evaluation	Evaluation
YU	1	90.0000	2.7000	1.04		A

Total Number Reported: 105

Values for elemental Uranium are reported in micrograms/filter, g or mL pCi/g or mL =Bq x 0.027
Evaluation: A=Acceptable, W=Acceptable with Warning, N=Not Acceptable
If the evaluation system is not appropriate for the types of analyses performed in your lab, apply site specific evaluation.

QAP 53 Results by Nuclide

Matrix: SO Soil Bq / kg
Radionuclide: PU238

EML Value: 19.1000
EML Error: 0.2000

Labcode	Test Number	Reported Value	Reported Error	Reported EML	QAP 52 Evaluation	Evaluation
AF	1	18.9600	2.5100	0.99	A	A
AG	1	19.2000	2.8000	1.00	A	A
AR	1	19.4100	2.6600	1.02	A	A
AT	1	21.0400	2.9300	1.10		A
CW	1	19.3000	0.7000	1.01		A
EG	1	18.7000	1.3000	0.98	A	A
EP	1	19.6000	1.6000	1.03		A
FS	1	17.3000	0.6000	0.91		A
GT	1	19.0000	4.3000	1.00	A	A
IS	1	21.9000	4.9000	1.15		A
KR	2	38.9100	3.1400	2.04		W
KR	1	40.0000	3.1100	2.09		W
KR	3	37.3500	2.1200	1.96		W
NL	1	19.0900	2.3200	1.00	A	A
NM	2	19.8000	1.1000	1.04	A	A
NM	1	19.2000	0.7000	1.00	A	A
NM	3	19.6000	0.7000	1.03	A	A
OK	1	16.0000	1.0000	0.84		A
RA	1	20.6000	4.1000	1.08		A
SE	1	17.0000	0.6000	0.89	A	A
TW	1	18.6000	0.3000	0.97		A
WA	1	19.4000	1.9000	1.02	A	A
YA	1	20.6500	0.3900	1.08		A

Total Number Reported: 23

Values for elemental Uranium are reported in micrograms/filter, g or mL pCi/g or mL =Bq x 0.027

Evaluation: A=Acceptable, W=Acceptable with Warning, N=Not Acceptable

If the evaluation system is not appropriate for the types of analyses performed in your lab, apply site specific evaluation.

QAP 53 Results by Nuclide

Matrix: SO Soil Bq / kg
Radionuclide: PU239

EML Value: 16.8000
EML Error: 0.3000

Labcode	Test Number	Reported Value	Reported Error	Reported EML	QAP 52 Evaluation	Evaluation
AF	1	17.3700	2.0500	1.03	W	A
AG	1	18.2000	2.9000	1.08	A	A
AM	1	15.5300	1.5500	0.92	W	A
AN	1	18.0000	0.5000	1.07	A	A
AR	1	16.7300	2.5500	1.00	A	A
AT	1	18.9100	2.6200	1.13		A
BE	1	17.7200	1.7800	1.05	A	A
BL	1	19.4000	0.7000	1.15	W	A
BM	1	16.1000	1.8900	0.96	A	A
BU	1	15.3000	1.1000	0.91	A	A
BX	1	16.1000	1.9000	0.96	A	A
CH	1	18.1000	1.4000	1.08	A	A
CL	1	16.5000	3.7000	0.98	W	A
CW	1	16.8000	0.7000	1.00	A	A
EG	1	16.6000	1.4000	0.99	W	A
EP	1	19.2000	1.6000	1.14		A
FS	1	15.3000	0.5000	0.91		A
GA	1	17.0000	4.8000	1.01	A	A
GE	1	17.4000	2.0700	1.04	W	A
GT	1	17.0000	3.9000	1.01	W	A
ID	1	16.5100	1.7500	0.98	A	A
IN	1	14.5000	2.3000	0.86	A	W
IS	1	18.7000	4.2000	1.11	A	A
IT	1	17.1000	1.8000	1.02	A	A
KA	1	18.2400	0.3400	1.09	A	A
KR	2	39.7800	2.9200	2.37		N
KR	3	34.1900	3.1400	2.04		N
KR	1	36.1900	2.8200	2.15		N
LL	1	17.3000	1.4700	1.03	A	A
LW	1	8.4700	1.2000	0.50	A	N
ML	1	17.8000	1.2700	1.06	A	A
NA	1	16.0000	1.7000	0.95	A	A
NL	1	16.0600	1.9600	0.96	A	A
NM	3	17.3000	0.7000	1.03	A	A

Values for elemental Uranium are reported in micrograms/filter, g or mL pCi/g or mL =Bq x 0.027

Evaluation: A=Acceptable, W=Acceptable with Warning, N=Not Acceptable

If the evaluation system is not appropriate for the types of analyses performed in your lab, apply site specific evaluation.

QAP 53 Results by Nuclide

Matrix: SO Soil Bq / kg
Radionuclide: PU239

EML Value: 16.8000
EML Error: 0.3000

Labcode	Test Number	Reported Value	Reported Error	Reported EML	QAP 52 Evaluation	Evaluation
NM	2	19.0000	1.1000	1.13	A	A
NM	1	17.6000	0.6000	1.05	A	A
NQ	1	16.8500	1.3100	1.00	A	A
OK	1	37.5000	2.0000	2.23		N
OT	1	15.0000	1.0000	0.89	A	A
RA	1	17.8000	3.6000	1.06		A
RI	1	16.6000	1.3500	0.99	N	A
SE	1	17.2000	0.6000	1.02	A	A
SN	1	18.8000	5.0000	1.12	A	A
SR	1	17.4000	2.9000	1.04	A	A
SW	1	31.5500	5.4300	1.88	A	N
TE	1	18.4000	0.4000	1.10	A	A
TM	1	15.6900	3.1400	0.93	A	A
TN	1	12.7200	1.2100	0.76	W	W
TO	1	14.2700	4.4400	0.85	A	W
TW	1	16.5000	0.1000	0.98		A
TX	1	17.3000	0.7000	1.03	A	A
UC	1	20.7400	3.3300	1.24		W
UY	1	10.6000	1.2000	0.63	A	N
WA	1	14.8000	1.6000	0.88	A	A
WC	1	17.4000	4.0000	1.04	A	A
WE	2	18.1900	4.6000	1.08	W	A
WE	4	20.4600	3.3000	1.22	W	W
WE	3	17.5800	3.1000	1.05	W	A
WE	1	18.6600	4.8000	1.11	W	A
WI	1	16.6100	3.2700	0.99		A
WI	3	16.2200	3.2000	0.96		A
WI	2	16.0400	3.8900	0.95		A
YA	1	17.9800	0.3600	1.07	W	A

Total Number Reported: 63

Values for elemental Uranium are reported in micrograms/filter, g or mL pCi/g or mL =Bq x 0.027

Evaluation: A=Acceptable, W=Acceptable with Warning, N=Not Acceptable

If the evaluation system is not appropriate for the types of analyses performed in your lab, apply site specific evaluation.

QAP 53 Results by Nuclide

Matrix: SO Soil Bq/kg
Radionuclide: SR90

EML Value: 50.4000
EML Error: 2.0000

Labcode	Test Number	Reported Value	Reported Error	Reported EML	QAP 52 Evaluation	Evaluation
AC	1	71.4000	8.9000	1.42		A
AF	1	45.1400	7.5400	0.90	W	A
AG	1	50.9000	9.7000	1.01	A	A
AM	1	35.8800	12.2100	0.71	W	W
AN	1	47.0000	0.5000	0.93	A	A
AU	1	65.3000	7.1000	1.30	A	A
BE	1	47.2000	4.7000	0.94	A	A
BL	1	27.6000	2.6000	0.55	A	N
BM	1	46.7900	4.3300	0.93	W	A
CH	1	57.0000	12.0000	1.13	A	A
CL	1	77.0000	18.0000	1.53	N	W
EG	1	53.0000	2.7000	1.05	W	A
GE	1	41.1000	1.9100	0.81	W	A
GT	1	51.0000	8.1000	1.01	A	A
ID	1	54.3200	6.6600	1.08		A
IN	1	49.0000	11.2000	0.97		A
IT	1	51.0000	7.2000	1.01	A	A
KA	1	50.1000	4.3000	0.99	A	A
KR	2	50.3100	1.5500	1.00		A
KR	1	37.5200	1.6100	0.74		W
KR	3	54.6700	1.8700	1.09		A
NM	1	59.7000	8.9000	1.18	A	A
NM	3	49.2000	7.8000	0.98	A	A
NM	2	57.7000	7.6000	1.14	A	A
NZ	1	30.0000	3.0000	0.60		N
OT	1	13.0000	2.0000	0.26	A	N
PS	1	54.8900	6.6700	1.09		A
RA	1	45.0000	9.0000	0.89	A	A
RI	1	41.3000	3.5900	0.82	N	A
SE	1	51.2000	1.7000	1.02		A
SN	1	37.3000	4.4000	0.74	A	W
SR	1	53.0000	11.0000	1.05	W	A
TE	1	39.9000	5.3000	0.79	W	A
TN	1	40.1800	3.9600	0.80	A	A

Values for elemental Uranium are reported in micrograms/filter, g or mL pCi/g or mL =Bq x 0.027

Evaluation: A=Acceptable, W=Acceptable with Warning, N=Not Acceptable

If the evaluation system is not appropriate for the types of analyses performed in your lab, apply site specific evaluation.

QAP 53 Results by Nuclide

Matrix: SO Soil Bq / kg
Radionuclide: SR90

EML Value: 50.4000
EML Error: 2.0000

Labcode	Test Number	Reported Value	Reported Error	Reported EML	QAP 52 Evaluation	Evaluation
TO	1	37.3000	10.5200	0.74	A	W
TQ	1	42.4000	1.7000	0.84	A	A
TX	1	49.3000	6.5000	0.98	A	A
UY	1	39.0000	2.0000	0.77	A	W
WA	1	51.4000	4.8000	1.02	A	A
WC	1	63.0000	8.5000	1.25	N	A
WE	1	63.8000	6.0000	1.27	W	A
WE	3	78.4000	6.3000	1.56	W	W
WE	2	55.9000	4.9000	1.11	W	A
WE	4	75.3000	6.0000	1.49	W	W
WI	3	47.1200	6.8200	0.94		A
WI	2	48.0300	9.1100	0.95		A
WI	1	41.7700	6.9100	0.83		A
YA	1	49.8000	1.9100	0.99	A	A

Total Number Reported: 48

Values for elemental Uranium are reported in micrograms/filter, g or mL pCi/g or mL =Bq x 0.027
Evaluation: A=Acceptable, W=Acceptable with Warning, N=Not Acceptable
 If the evaluation system is not appropriate for the types of analyses performed in your lab, apply site specific evaluation.

QAP 53 Results by Nuclide

Matrix: SO Soil Bq / kg
Radionuclide: TH234

EML Value: 148.0000
EML Error: 10.0000

Labcode	Test Number	Reported Value	Reported Error	Reported EML	QAP 52 Evaluation	Evaluation
AF	1	121.5600	12.4800	0.82	A	A
AG	1	211.0000	84.0000	1.43		A
AM	1	153.5700	23.8400	1.04	A	A
AR	1	173.8000	20.7700	1.17	A	A
AS	1	159.9800	34.3900	1.08	A	A
AU	1	213.0000	20.0000	1.44	A	A
BE	1	172.0000	20.0000	1.16	W	A
BL	1	148.0000	22.0000	1.00	A	A
BQ	1	272.0000	69.0000	1.84	A	W
BU	1	160.0000	32.0000	1.08		A
BX	1	65.9000	79.7000	0.44	W	N
CH	1	242.0000	42.0000	1.63	A	W
CL	1	416.0000	102.0000	2.81	W	N
EC	3	173.0000	10.1000	1.17	A	A
EC	1	198.0000	8.1000	1.34	A	A
EC	2	194.0000	5.2200	1.31	A	A
EC	4	170.0000	9.9100	1.15	A	A
EC	5	196.0000	9.3900	1.32	A	A
FE	1	184.7000	3.8800	1.25		A
FL	1	108.6500	5.3700	0.73	A	W
FR	1	145.0000	65.0000	0.98		A
FS	1	133.0000	14.0000	0.90	A	A
GC	1	375.1000	159.0000	2.53	W	N
GC	3	324.5000	85.4000	2.19	W	W
GE	1	113.0000	41.5000	0.76	A	W
ID	1	208.4000	11.5700	1.41	W	A
IS	1	239.0000	41.0000	1.62	W	W
IT	1	355.0000	117.0000	2.40	A	N
LA	1	194.0000	31.0000	1.31	N	A
LA	3	201.0000	29.0000	1.36	N	A
LA	2	185.0000	26.0000	1.25	N	A
LB	1	155.0000	15.0000	1.05		A
LM	1	297.4400	38.4300	2.01	N	W
LV	1	134.0000	28.0000	0.90	A	A

Values for elemental Uranium are reported in micrograms/filter, g or mL pCi/g or mL =Bq x 0.027

Evaluation: A=Acceptable, W=Acceptable with Warning, N=Not Acceptable

If the evaluation system is not appropriate for the types of analyses performed in your lab, apply site specific evaluation.

QAP 53 Results by Nuclide

Matrix: SO Soil Bq / kg
Radionuclide: TH234

EML Value: 148.0000
EML Error: 10.0000

Labcode	Test Number	Reported Value	Reported Error	Reported EML	QAP 52 Evaluation	Evaluation
ME	3	173.0000	11.1000	1.17	N	A
ME	2	162.0000	15.5000	1.10	N	A
ME	1	166.0000	13.1000	1.12	N	A
MH	1	178.6000	9.4000	1.21	A	A
ML	1	166.0000	16.6000	1.12	A	A
MS	1	215.0000	22.0000	1.45		A
NA	1	116.0000	15.0000	0.78	W	W
NL	1	125.0000	14.0000	0.85	W	A
NQ	1	144.4000	30.7000	0.98	A	A
NZ	1	170.0000	30.0000	1.15		A
OC	1	110.0000	14.0000	0.74	A	W
OU	1	351.0000	24.7000	2.37	A	N
PK	1	223.0000	54.0000	1.51		A
PO	1	146.0000	8.0000	0.99	A	A
RA	1	90.0000	25.0000	0.61		N
RM	1	127.0000	26.0000	0.86	A	A
SK	1	116.0000	18.0000	0.78		W
SR	1	113.0000	23.0000	0.76	A	W
SW	1	74.5000	92.9000	0.50	A	N
TE	1	154.7000	9.3000	1.04		A
TK	1	227.2000	119.3000	1.53		A
TM	1	165.0100	36.7500	1.12		A
TO	1	131.0800	52.4100	0.89	A	A
TR	1	116.5300	7.9300	0.79		W
TX	1	155.0000	12.0000	1.05	A	A
UY	1	127.0000	50.0000	0.86	W	A
WA	1	190.0000	20.0000	1.28	A	A
WE	2	82.6000	33.0000	0.56	A	N
WE	1	80.3000	32.1000	0.54	A	N
WO	2	414.0000	70.8000	2.80	N	N
WO	1	349.2000	79.6000	2.36	N	N
WT	1	178.0000	50.0000	1.20		A
WW	1	305.5000	22.8000	2.06	W	W
XZ	1	130.0000	30.0000	0.88		A

Values for elemental Uranium are reported in micrograms/filter, g or mL pCi/g or mL =Bq x 0.027

Evaluation: A=Acceptable, W=Acceptable with Warning, N=Not Acceptable

If the evaluation system is not appropriate for the types of analyses performed in your lab, apply site specific evaluation.

QAP 53 Results by Nuclide

Matrix: SO Soil Bq / kg
Radionuclide: TH234

EML Value: 148.0000
EML Error: 10.0000

Labcode	Test Number	Reported Value	Reported Error	<u>Reported EML</u>	QAP 52 Evaluation	Evaluation
---------	-------------	----------------	----------------	---------------------	-------------------	------------

Total Number Reported: 68

Values for elemental Uranium are reported in micrograms/filter, g or mL pCi/g or mL =Bq x 0.027

Evaluation: A=Acceptable, W=Acceptable with Warning, N=Not Acceptable

If the evaluation system is not appropriate for the types of analyses performed in your lab, apply site specific evaluation.

QAP 53 Results by Nuclide

Matrix: SO Soil Bq/kg
Radionuclide: U UG

EML Value: 13.2000
EML Error: 0.5000

Labcode	Test Number	Reported Value	Reported Error	Reported EML	QAP 52 Evaluation	Evaluation
AG	1	10.8000	1.5000	0.82	A	A
AR	1	11.0700	0.1000	0.84	A	A
BE	1	12.3000	0.1000	0.93	A	A
BL	1	10.8000	0.1000	0.82	A	A
BQ	1	15.3000	0.2000	1.16	A	W
BU	1	12.9000	1.3000	0.98		A
CA	1	11.4000	0.2000	0.86	N	A
CH	1	11.4000	0.2000	0.86	A	A
CL	1	9.9000	0.0100	0.75		A
GA	1	12.6000	0.1000	0.95	W	A
GE	1	8.9300	0.3300	0.68	A	A
HT	1	13.6000	1.5000	1.03	A	A
ID	1	12.6100	0.7600	0.95	W	A
IT	1	11.2000	1.3000	0.85	A	A
LA	1	11.7100	1.1700	0.89		A
LA	3	11.7800	1.1800	0.89		A
LA	2	11.6300	1.1600	0.88		A
NL	1	11.9000	1.4000	0.90	A	A
RA	1	10.3000	0.4000	0.78	A	A
RI	1	8.4800	0.1300	0.64	A	W
RI	2	8.4400	0.4500	0.64	A	W
RI	3	8.5000	0.1600	0.64	A	W
RM	1	11.4000	1.2000	0.86	A	A
SA	1	9.3600	1.4700	0.71	A	A
TI	1	4.4100	1.9500	0.33		N
TM	1	11.6500	0.2600	0.88	W	A
TN	1	8.8700	1.2300	0.67	A	A
UP	1	10.5700	1.0000	0.80	W	A
YP	1	11.7400	0.4200	0.89	W	A

Total Number Reported: 29

Values for elemental Uranium are reported in micrograms/filter, g or mL pCi/g or mL =Bq x 0.027
Evaluation: A=Acceptable, W=Acceptable with Warning, N=Not Acceptable
 If the evaluation system is not appropriate for the types of analyses performed in your lab, apply site specific evaluation.

QAP 53 Results by Nuclide

Matrix: SO Soil Bq/kg
Radionuclide: U234

EML Value: 157.0000
EML Error: 10.0000

Labcode	Test Number	Reported Value	Reported Error	Reported EML	QAP 52 Evaluation	Evaluation
AF	1	132.9400	7.9200	0.85	A	W
AG	1	148.0000	19.0000	0.94	A	A
AM	1	137.3400	7.8700	0.88	A	A
AN	1	135.0000	17.0000	0.86	A	A
AR	1	143.1400	24.3100	0.91	W	A
AT	1	118.3500	13.6300	0.75		W
AU	1	146.0000	12.0000	0.93	A	A
BC	1	138.0000	12.0000	0.88	A	A
BE	1	140.5000	12.7000	0.89	A	A
BL	1	135.0000	1.0000	0.86	A	A
BM	1	144.1000	21.0000	0.92	A	A
BU	1	138.0000	6.0000	0.88		A
BX	1	128.0000	11.0000	0.81	A	W
CF	2	126.0000	8.7000	0.80	A	W
CF	1	134.0000	8.8000	0.85	A	W
CF	3	113.0000	7.1000	0.72	A	W
CH	1	137.0000	7.8000	0.87	A	A
CL	1	115.0000	37.0000	0.73	A	W
CW	1	146.0000	4.0000	0.93	W	A
EG	1	148.0000	10.0000	0.94		A
GA	1	133.0000	20.0000	0.85	A	W
GE	1	132.0000	13.6000	0.84	A	W
HT	1	164.9000	15.0000	1.05	A	A
IN	1	152.5000	2.1000	0.97	W	A
IS	1	149.0000	30.0000	0.95	A	A
IT	1	133.0000	12.0000	0.85	A	W
LW	1	71.4000	6.1700	0.46	A	N
ML	1	138.6300	9.7400	0.88	W	A
NF	1	0.1700	0.0090	0.00		N
NL	1	145.0000	17.0000	0.92	W	A
NQ	1	139.1000	7.9000	0.89	A	A
OK	1	142.0000	5.0000	0.90	A	A
RM	1	125.0000	10.0000	0.80	A	W
SE	1	158.0000	3.0000	1.01	A	A

Values for elemental Uranium are reported in micrograms/filter, g or mL pCi/g or mL =Bq x 0.027

Evaluation: A=Acceptable, W=Acceptable with Warning, N=Not Acceptable

If the evaluation system is not appropriate for the types of analyses performed in your lab, apply site specific evaluation.

QAP 53 Results by Nuclide

Matrix: SO Soil Bq / kg
Radionuclide: U234

EML Value: 157.0000
EML Error: 10.0000

Labcode	Test Number	Reported Value	Reported Error	<u>Reported EML</u>	QAP 52 Evaluation	Evaluation
SR	1	155.0000	24.0000	0.99	N	A
SW	1	100.5000	13.2000	0.64	A	N
TI	1	117.0000	8.3300	0.75		W
TM	1	136.2700	11.5800	0.87		A
TN	1	104.3000	3.6000	0.66	A	N
TO	1	100.3800	18.0200	0.64	W	N
TW	1	120.3000	0.7000	0.77		W
TX	1	139.6000	2.8000	0.89	W	A
WA	1	137.0000	6.0000	0.87	W	A
WC	1	118.0000	22.0000	0.75	A	W
WE	1	148.0000	26.0000	0.94	A	A
WE	4	135.0000	17.0000	0.86	A	A
WE	3	147.0000	18.0000	0.94	A	A
WE	2	165.0000	28.0000	1.05	A	A
WT	1	154.0000	30.0000	0.98		A
YA	1	151.5800	5.1300	0.96	W	A

Total Number Reported: 50

Values for elemental Uranium are reported in micrograms/filter, g or mL pCi/g or mL =Bq x 0.027
Evaluation: A=Acceptable, W=Acceptable with Warning, N=Not Acceptable
 If the evaluation system is not appropriate for the types of analyses performed in your lab, apply site specific evaluation.

QAP 53 Results by Nuclide

Matrix: SO Soil Bq/kg
Radionuclide: U238

EML Value: 163.0000
EML Error: 10.0000

Labcode	Test Number	Reported Value	Reported Error	Reported EML	QAP 52 Evaluation	Evaluation
AF	1	138.6700	8.2000	0.85	W	A
AG	1	152.0000	19.0000	0.93	A	A
AM	1	132.9700	7.4400	0.82	A	W
AN	1	137.0000	14.0000	0.84	A	A
AR	1	148.0900	25.0800	0.91	A	A
AT	1	120.8000	13.9000	0.74		W
AU	1	143.0000	12.0000	0.88	A	A
BC	1	136.0000	12.0000	0.83	A	A
BE	1	146.3000	13.1000	0.90	A	A
BL	1	135.0000	1.0000	0.83	A	W
BM	1	146.1000	21.3000	0.90	A	A
BU	1	141.0000	7.2000	0.87		A
BX	1	141.0000	12.0000	0.87	A	A
CF	3	122.0000	8.3000	0.75	A	W
CF	2	142.0000	9.2000	0.87	A	A
CF	1	142.0000	9.3000	0.87	A	A
CH	1	141.0000	8.0000	0.87	A	A
CL	1	117.0000	37.0000	0.72	W	W
CW	1	152.0000	4.0000	0.93	W	A
EG	1	149.0000	11.0000	0.91		A
FL	1	108.6500	5.3700	0.67		W
GA	1	133.0000	19.0000	0.82	A	W
GE	1	134.0000	13.7000	0.82	A	W
GT	1	150.0000	30.0000	0.92	W	A
HT	1	169.4000	15.0000	1.04	A	A
IN	1	148.5000	0.7000	0.91	W	A
IS	1	150.0000	30.0000	0.92	W	A
IT	1	141.0000	12.0000	0.87	W	A
LW	1	77.3000	8.7400	0.47	W	N
ML	1	145.0000	10.1900	0.89	W	A
NF	1	0.1400	0.0081	0.00		N
NL	1	147.0000	17.0000	0.90	A	A
NQ	1	144.0000	8.2000	0.88	A	A
OK	1	140.0000	4.0000	0.86	A	A

Values for elemental Uranium are reported in micrograms/filter, g or mL pCi/g or mL =Bq x 0.027

Evaluation: A=Acceptable, W=Acceptable with Warning, N=Not Acceptable

If the evaluation system is not appropriate for the types of analyses performed in your lab, apply site specific evaluation.

QAP 53 Results by Nuclide

Matrix: SO Soil Bq / kg
Radionuclide: U238

EML Value: 163.0000
EML Error: 10.0000

Labcode	Test Number	Reported Value	Reported Error	<u>Reported EML</u>	QAP 52 Evaluation	Evaluation
RM	1	126.0000	9.0000	0.77	A	W
SE	1	167.0000	3.0000	1.02	A	A
SI	1	160.0000	22.0000	0.98	W	A
SR	1	163.0000	24.0000	1.00	N	A
SW	1	12.4000		0.08	A	N
SW	2	103.7000	13.6000	0.64	A	W
TI	1	122.0000	8.6600	0.75		W
TM	1	146.5200	12.2100	0.90		A
TN	1	106.5000	3.6000	0.65	A	W
TO	1	109.8000	18.8300	0.67	A	W
TW	1	125.2000	0.4300	0.77		W
TX	1	143.4000	2.9000	0.88	W	A
WA	1	142.0000	7.0000	0.87	W	A
WC	1	126.0000	24.0000	0.77	A	W
WE	3	134.0000	17.0000	0.82	A	W
WE	4	134.0000	17.0000	0.82	A	W
WE	2	156.0000	27.0000	0.96	A	A
WE	1	140.0000	25.0000	0.86	A	A
WT	1	155.0000	30.0000	0.95		A
YA	1	155.2600	5.2500	0.95	W	A

Total Number Reported: 54

Values for elemental Uranium are reported in micrograms/filter, g or mL pCi/g or mL =Bq x 0.027
Evaluation: A=Acceptable, W=Acceptable with Warning, N=Not Acceptable
 If the evaluation system is not appropriate for the types of analyses performed in your lab, apply site specific evaluation.

QAP 53 Results by Nuclide

Matrix: VE Vegetation Bq / kg
Radionuclide: AM241

EML Value: 5.6000
EML Error: 0.6700

Labcode	Test Number	Reported Value	Reported Error	Reported EML	QAP 52 Evaluation	Evaluation
AF	1	5.9200	0.4700	1.06	W	A
AG	1	5.8500	0.9700	1.04	A	A
AI	1	6.2700	0.8000	1.12	A	A
AM	1	6.6400	1.7600	1.19	W	A
AR	1	6.3300		1.13	A	A
AT	1	10.2600	2.0300	1.83	W	W
AU	1	5.9300	0.6700	1.06	N	A
BE	1	5.8400	0.6700	1.04	A	A
BL	1	5.8200	0.2700	1.04	A	A
BM	1	5.8700	0.9500	1.05	W	A
BU	1	6.5000	0.4000	1.16	W	A
BX	1	7.2900	1.2600	1.30	W	A
CH	1	6.0300	0.3000	1.08	W	A
CL	1	5.9000	0.1900	1.05	N	A
CN	1	8.7300	0.6900	1.56		W
CW	1	6.4000	0.1000	1.14	A	A
EG	1	5.1500	0.5200	0.92	A	A
FL	1	5.9800	0.4300	1.07	A	A
GA	1	7.6000	1.3000	1.36	A	A
GE	1	6.6900	1.1100	1.20	A	A
GT	1	6.1000	1.1000	1.09	W	A
ID	1	4.1000	0.2100	0.73	W	W
IS	1	6.2200	1.5700	1.11	W	A
IT	1	5.2400	0.4500	0.94	W	A
KR	1	6.3000	2.2000	1.13		A
KR	2	6.6000	0.6000	1.18		A
LB	1	4.0200	1.5700	0.72		N
LM	1	8.1400	2.9100	1.45	A	A
LV	1	7.1600	0.7300	1.28	W	A
ME	1	0.9900	0.4000	0.18	W	N
ME	3	0.9800	0.2200	0.17	W	N
ME	2	0.6800	0.0800	0.12	W	N
MH	1	6.3600	0.7100	1.14	W	A
OT	1	6.0000	0.5000	1.07	A	A

Values for elemental Uranium are reported in micrograms/filter, g or mL pCi/g or mL =Bq x 0.027

Evaluation: A=Acceptable, W=Acceptable with Warning, N=Not Acceptable

If the evaluation system is not appropriate for the types of analyses performed in your lab, apply site specific evaluation.

QAP 53 Results by Nuclide

Matrix: VE Vegetation Bq / kg
Radionuclide: AM241

EML Value: 5.6000
EML Error: 0.6700

Labcode	Test Number	Reported Value	Reported Error	Reported EML	QAP 52 Evaluation	Evaluation
PO	1	7.8300	0.9400	1.40	W	A
RI	1	6.0100	0.5000	1.07	W	A
SB	1	9.9000	3.1600	1.77		W
SE	1	6.3000	0.3000	1.13	W	A
SI	1	6.1000	0.5000	1.09	A	A
SK	1	6.2000	2.0000	1.11	A	A
SN	1	5.8200	2.8900	1.04	A	A
SR	1	6.1000	0.8300	1.09	A	A
TE	1	5.9000	1.2000	1.05	A	A
TM	1	5.4000	0.7800	0.96	A	A
TN	1	5.9000	1.1300	1.05	W	A
TO	1	6.4300	4.2400	1.15	W	A
TX	1	4.6600	0.2700	0.83	A	W
UY	1	4.6600	0.6700	0.83	A	W
WA	1	6.0200	0.5400	1.08	W	A
WC	1	6.9000	1.7000	1.23	A	A
WE	1	6.6100	1.9300	1.18	A	A
WE	2	6.3100	1.8000	1.13	A	A
WN	1	8.3000	0.7000	1.48	A	W
WN	3	5.8000	1.5000	1.04	A	A
WN	2	9.7000	2.0000	1.73	A	W
YA	1	5.4200	0.1000	0.97	W	A
YU	1	5.5000	0.5000	0.98		A

Total Number Reported: 57

Values for elemental Uranium are reported in micrograms/filter, g or mL pCi/g or mL =Bq x 0.027

Evaluation: A=Acceptable, W=Acceptable with Warning, N=Not Acceptable

If the evaluation system is not appropriate for the types of analyses performed in your lab, apply site specific evaluation.

QAP 53 Results by Nuclide

Matrix: VE Vegetation Bq / kg
Radionuclide: CM244

EML Value: 3.6000
EML Error: 0.2700

Labcode	Test Number	Reported Value	Reported Error	Reported EML	QAP 52 Evaluation	Evaluation
AF	1	3.5200	0.3300	0.98		A
AG	1	3.7400	0.7000	1.04	A	A
AI	1	4.4400	1.6000	1.23	W	A
AR	1	3.7800		1.05	A	A
BE	1	3.6600	0.4900	1.02	A	A
BL	1	2.8200	0.1600	0.78	A	W
BU	1	3.6000	0.4000	1.00		A
BX	1	5.1100	0.9600	1.42	A	W
CH	1	3.8700	0.2100	1.08	A	A
CL	1	4.0700	0.1900	1.13		A
CW	1	3.6000	0.1000	1.00	A	A
EG	1	2.7500	0.3500	0.76	A	W
GA	1	3.9000	0.7700	1.08	A	A
GE	1	4.1100	0.8300	1.14	W	A
GT	1	3.5000	1.1000	0.97	A	A
IS	1	3.9700	1.1000	1.10	A	A
IT	1	3.3100	0.2900	0.92	W	A
OT	1	3.5000	0.4000	0.97	A	A
RI	1	3.7600	0.3500	1.04	A	A
SE	1	3.8000	0.2000	1.06		A
SN	1	4.6100	2.5200	1.28	A	A
SR	1	3.6100	0.5200	1.00	A	A
TE	1	3.2000	0.1000	0.89		A
TM	1	1.4400	0.3700	0.40		N
TN	1	3.0600	8.2400	0.85	A	A
TO	1	2.7500	1.4800	0.76	A	W
UY	1	3.0700	0.4800	0.85	A	A
WA	1	3.3200	0.4000	0.92	A	A
WC	1	3.8700	1.1000	1.08	A	A
WE	1	3.0700	1.1200	0.85	A	A
WE	2	3.6500	1.2300	1.01	A	A
YA	1	3.4700	0.0700	0.96	A	A

Total Number Reported: 32

Values for elemental Uranium are reported in micrograms/filter, g or mL pCi/g or mL =Bq x 0.027

Evaluation: A=Acceptable, W=Acceptable with Warning, N=Not Acceptable

If the evaluation system is not appropriate for the types of analyses performed in your lab, apply site specific evaluation.

QAP 53 Results by Nuclide

Matrix: VE Vegetation Bq / kg
Radionuclide: CO60

EML Value: 32.8000
EML Error: 1.3000

Labcode	Test Number	Reported Value	Reported Error	Reported EML	QAP 52 Evaluation	Evaluation
AF	1	27.4800	1.4200	0.84	A	W
AG	1	39.2000	6.1000	1.20	A	A
AI	1	40.2000	2.1000	1.23	A	A
AM	1	30.0400	1.6900	0.92	A	A
AR	1	34.0800	2.7900	1.04	A	A
AT	1	32.4900	2.4300	0.99	A	A
AU	1	35.8000	2.7000	1.09	A	A
BA	1	30.4200	0.8500	0.93	A	A
BC	1	39.2000	4.5000	1.20	W	A
BE	1	37.0000	4.0000	1.13	A	A
BL	1	29.7000	3.4000	0.90	A	A
BM	1	33.0000	2.1300	1.01	A	A
BN	1	28.1400	1.7300	0.86	A	W
BQ	1	93.0000	9.0000	2.84	N	N
BU	1	33.0000	3.0000	1.01	A	A
BX	1	36.5000	4.0000	1.11	W	A
CD	1	36.0000	3.0000	1.10	A	A
CE	1	34.0000	3.1000	1.04		A
CF	1	35.7000	2.1000	1.09	A	A
CF	2	28.0000	2.2000	0.85	A	W
CF	3	32.0000	1.3000	0.98	A	A
CH	1	34.9000	1.1000	1.06	A	A
CL	1	42.8000	6.1000	1.30	A	W
CN	1	33.4700	2.6900	1.02		A
CO	3	32.0000	3.0000	0.98		A
CO	2	31.0000	3.0000	0.94		A
CO	1	29.0000	3.0000	0.88		A
CU	1	31.0000	3.0000	0.94	W	A
CW	1	33.0000	2.0000	1.01	A	A
EG	1	37.0000	4.0000	1.13	A	A
FJ	1	34.0000	1.5000	1.04		A
FL	1	31.4200	0.2800	0.96	A	A
GA	1	39.6000	2.4000	1.21	A	A
GC	3	33.0800	4.1900	1.01	A	A

Values for elemental Uranium are reported in micrograms/filter, g or mL pCi/g or mL =Bq x 0.027

Evaluation: A=Acceptable, W=Acceptable with Warning, N=Not Acceptable

If the evaluation system is not appropriate for the types of analyses performed in your lab, apply site specific evaluation.

QAP 53 Results by Nuclide

Matrix: VE Vegetation Bq / kg
Radionuclide: CO60

EML Value: 32.8000
EML Error: 1.3000

Labcode	Test Number	Reported Value	Reported Error	Reported EML	QAP 52 Evaluation	Evaluation
GC	2	31.4000	5.8200	0.96	A	A
GC	1	36.4000	4.1500	1.11	A	A
GD	2	57.0000	26.0000	1.74		N
GD	1	62.0000	19.0000	1.89		N
GD	3	60.0000	21.0000	1.83		N
GE	1	34.3000	4.3500	1.05	W	A
GT	1	35.0000	3.0000	1.07	A	A
HU	1	30.9000	0.8000	0.94	A	A
ID	1	33.3700	1.6700	1.02	A	A
IL	1	29.8300	3.4800	0.91	A	A
IN	1	34.3000	2.5000	1.05	A	A
IS	1	47.4000	6.6000	1.45	A	W
IT	1	41.6000	3.8000	1.27	A	W
KR	1	35.2000	2.9000	1.07		A
KR	2	35.6000	2.1000	1.09		A
KR	3	32.9000	2.5000	1.00		A
KR	4	34.1000	2.2000	1.04		A
LA	3	29.5000	3.6000	0.90	A	A
LA	1	30.8000	3.7000	0.94	A	A
LA	2	30.4000	3.7000	0.93	A	A
LB	1	33.0000	2.0000	1.01	A	A
LM	1	36.4000	3.1700	1.11	A	A
LV	1	32.4000	0.8000	0.99	A	A
ME	1	4.1000	0.1000	0.13	A	N
ME	3	3.9000	0.1000	0.12	A	N
ME	2	4.3000	0.4000	0.13	A	N
MH	1	34.1000	1.1000	1.04	A	A
NA	1	38.6000	1.5000	1.18	W	A
NR	1	31.7000	6.3000	0.97	A	A
NZ	1	34.0000	4.0000	1.04	A	A
OC	1	31.0000	3.0000	0.94	A	A
OH	1	60.8000	2.4000	1.85	W	N
OT	1	32.0000	3.0000	0.98	A	A
PO	1	33.8000	2.1000	1.03	A	A
RA	2	35.0000	3.0000	1.07	A	A

Values for elemental Uranium are reported in micrograms/filter, g or mL pCi/g or mL =Bq x 0.027

Evaluation: A=Acceptable, W=Acceptable with Warning, N=Not Acceptable

If the evaluation system is not appropriate for the types of analyses performed in your lab, apply site specific evaluation.

QAP 53 Results by Nuclide

Matrix: VE Vegetation Bq / kg
Radionuclide: CO60

EML Value: 32.8000
EML Error: 1.3000

Labcode	Test Number	Reported Value	Reported Error	Reported EML	QAP 52 Evaluation	Evaluation
RA	1	28.7000	3.2000	0.88	A	W
RI	1	32.4000	4.0800	0.99	A	A
SB	1	44.7700	3.5900	1.37	A	W
SE	1	31.4000	1.0000	0.96	A	A
SI	1	32.1000	0.7000	0.98	A	A
SK	1	35.2000	6.4000	1.07	A	A
SN	1	39.5000	7.0000	1.20	A	A
SR	1	35.4000	2.6000	1.08	W	A
TE	1	29.4000	0.4000	0.90	A	A
TI	1	34.4000	3.8000	1.05	A	A
TM	1	33.8900	5.1400	1.03	A	A
TN	1	31.0500	2.7800	0.95	A	A
TO	1	30.5700	3.4500	0.93	W	A
TP	1	28.7200	1.2000	0.88	A	W
TQ	1	33.2000	1.0000	1.01	A	A
TR	1	31.0700	1.9700	0.95		A
TW	1	33.9000	0.6000	1.03	A	A
TX	1	36.9000	0.9000	1.13	A	A
UC	1	36.0000	1.1400	1.10	A	A
UY	1	40.0000	7.0000	1.22	A	A
WA	1	33.2000	1.1000	1.01	A	A
WC	1	37.9000	5.8000	1.15	N	A
WE	2	38.3000	1.6000	1.17	A	A
WE	1	38.8000	1.8600	1.18	A	A
WN	3	39.4000	1.3000	1.20	W	A
WN	2	39.6000	1.3000	1.21	W	A
WN	1	39.2000	1.3000	1.20	W	A
WO	2	35.8600	8.6000	1.09	A	A
WO	1	34.9700	6.2500	1.07	A	A
WT	1	39.2000	6.0000	1.20	A	A
YA	1	32.9700	0.4000	1.00	A	A
YU	1	32.7000	0.6000	1.00	A	A

Total Number Reported: 101

Values for elemental Uranium are reported in micrograms/filter, g or mL pCi/g or mL =Bq x 0.027

Evaluation: A=Acceptable, W=Acceptable with Warning, N=Not Acceptable

If the evaluation system is not appropriate for the types of analyses performed in your lab, apply site specific evaluation.

QAP 53 Results by Nuclide

Matrix: VE Vegetation Bq / kg
Radionuclide: CS137

EML Value: 867.0000
EML Error: 44.0000

Labcode	Test Number	Reported Value	Reported Error	Reported EML	QAP 52 Evaluation	Evaluation
AF	1	696.8300	29.6900	0.80	A	W
AG	1	982.0000	124.0000	1.13	A	A
AI	1	1010.0000	9.0000	1.16	A	A
AM	1	796.4000	5.7000	0.92	A	A
AR	1	939.4300	54.8900	1.08	A	A
AT	1	846.8000	72.0200	0.98	A	A
AU	1	913.0000	43.0000	1.05	A	A
BA	1	794.4000	7.7400	0.92	A	A
BC	1	1010.0000	100.0000	1.16	A	A
BE	1	862.0000	98.0000	0.99	A	A
BL	1	836.0000	89.0000	0.96	A	A
BM	1	898.0000	112.0000	1.04	A	A
BN	1	902.8000	27.6900	1.04	A	A
BQ	1	980.0000	11.0000	1.13	A	A
BU	1	870.0000	80.0000	1.00	W	A
BX	1	1010.0000	100.0000	1.16	A	A
CD	1	945.0000	70.0000	1.09	A	A
CE	1	964.0000	57.0000	1.11		A
CF	1	822.0000	5.8000	0.95	A	A
CF	2	819.0000	6.6000	0.94	A	A
CF	3	798.0000	3.2000	0.92	A	A
CH	1	894.0000	3.5000	1.03	A	A
CL	1	1070.0000	22.7000	1.23	A	W
CN	1	935.0000	60.0000	1.07		A
CO	3	867.0000	32.0000	1.00		A
CO	2	862.0000	32.0000	0.99		A
CO	1	867.0000	32.0000	1.00		A
CU	1	860.0000	60.0000	0.99	W	A
CW	1	871.0000	34.0000	1.00	A	A
EG	1	990.0000	70.0000	1.14	A	A
FJ	1	907.0000	14.0000	1.05		A
FL	1	871.4800	2.4900	1.00	A	A
GA	1	926.0000	33.0000	1.07	A	A
GC	3	821.2000	39.1400	0.95	A	A

Values for elemental Uranium are reported in micrograms/filter, g or mL pCi/g or mL =Bq x 0.027

Evaluation: A=Acceptable, W=Acceptable with Warning, N=Not Acceptable

If the evaluation system is not appropriate for the types of analyses performed in your lab, apply site specific evaluation.

QAP 53 Results by Nuclide

Matrix: VE Vegetation Bq / kg
Radionuclide: CS137

EML Value: 867.0000

EML Error: 44.0000

Labcode	Test Number	Reported Value	Reported Error	Reported EML	QAP 52 Evaluation	Evaluation
GC	2	819.5000	104.8000	0.94	A	A
GC	1	842.6000	36.4400	0.97	A	A
GD	1	717.0000	49.0000	0.83		W
GD	2	719.0000	63.0000	0.83		W
GD	3	711.0000	73.0000	0.82		W
GE	1	912.0000	125.0000	1.05	W	A
GT	1	880.0000	81.0000	1.01	A	A
HU	1	861.0000	23.0000	0.99	A	A
ID	1	890.2300	45.3500	1.03	A	A
IL	1	739.7800	27.6200	0.85	W	W
IN	1	960.0000	25.6000	1.11	A	A
IS	1	1267.0000	139.0000	1.46	A	N
IT	1	1065.0000	63.0000	1.23	A	A
KR	3	974.9000	39.2000	1.12		A
KR	2	984.9000	38.4000	1.14		A
KR	4	978.9000	40.2000	1.13		A
KR	1	965.3000	39.9000	1.11		A
LA	3	882.0000	97.0000	1.02		A
LA	2	879.0000	97.0000	1.01		A
LA	1	878.0000	97.0000	1.01		A
LB	1	845.0000	59.0000	0.98	A	A
LM	1	993.2200	9.0400	1.15	A	A
LV	1	864.0000	29.0000	1.00	A	A
ME	3	107.0000	2.7000	0.12	A	N
ME	1	109.0000	2.6000	0.13	A	N
ME	2	112.0000	2.8000	0.13	A	N
MH	1	931.2000	47.0000	1.07	A	A
NA	1	1130.0000	37.0000	1.30	W	W
NR	1	832.0000	166.0000	0.96	A	A
NZ	1	890.0000	90.0000	1.03	A	A
OC	1	830.0000	60.0000	0.96	A	A
OH	1	767.8000	6.1000	0.89	W	W
OT	1	838.0000	10.0000	0.97	A	A
PK	1	838.1000	15.5000	0.97	A	A
PO	1	970.0000	40.0000	1.12	A	A

Values for elemental Uranium are reported in micrograms/filter, g or mL pCi/g or mL =Bq x 0.027

Evaluation: A=Acceptable, W=Acceptable with Warning, N=Not Acceptable

If the evaluation system is not appropriate for the types of analyses performed in your lab, apply site specific evaluation.

QAP 53 Results by Nuclide

Matrix: VE Vegetation Bq / kg
Radionuclide: CS137

EML Value: 867.0000
EML Error: 44.0000

Labcode	Test Number	Reported Value	Reported Error	Reported EML	QAP 52 Evaluation	Evaluation
RA	2	910.0000	60.0000	1.05	A	A
RA	1	876.0000	68.0000	1.01	A	A
RI	1	886.0000	15.5000	1.02	A	A
SB	1	1247.0000	145.8000	1.44	A	N
SE	1	881.0000	26.4000	1.02	A	A
SI	1	841.0000	18.0000	0.97	A	A
SK	1	913.0000	110.0000	1.05	A	A
SN	1	902.0000	85.0000	1.04		A
SR	1	921.0000	92.0000	1.06	N	A
TE	1	739.3000	23.0000	0.85	W	W
TI	1	949.4000	8.6000	1.10	A	A
TM	1	809.4300	84.8000	0.93	W	A
TN	1	862.4000	6.9000	1.00	W	A
TO	1	852.7600	91.2100	0.98	N	A
TP	1	785.4200	20.7300	0.91	A	A
TQ	1	941.0000	45.0000	1.09	A	A
TR	1	830.5300	29.4600	0.96		A
TW	1	933.0000	6.0000	1.08	A	A
TX	1	923.0000	8.0000	1.07	A	A
UC	1	974.0000	5.0000	1.12		A
UY	1	1053.0000	90.0000	1.22	A	A
WA	1	863.0000	14.0000	1.00	A	A
WC	1	903.0000	136.0000	1.04	A	A
WE	2	892.0000	76.5000	1.03	A	A
WE	1	882.0000	66.8000	1.02	A	A
WN	2	1041.0000	34.0000	1.20	W	A
WN	3	1037.0000	34.0000	1.20	W	A
WN	1	1030.0000	34.0000	1.19	W	A
WO	2	959.9000	162.4000	1.11	A	A
WO	1	984.6000	116.4000	1.14	A	A
WT	1	935.0000	100.0000	1.08		A
YA	1	899.8400	2.1000	1.04	A	A
YU	1	860.0000	12.0000	0.99	A	A

Total Number Reported: 102

Values for elemental Uranium are reported in micrograms/filter, g or mL pCi/g or mL =Bq x 0.027

Evaluation: A=Acceptable, W=Acceptable with Warning, N=Not Acceptable

If the evaluation system is not appropriate for the types of analyses performed in your lab, apply site specific evaluation.

QAP 53 Results by Nuclide

Matrix: VE Vegetation Bq / kg
Radionuclide: K40

EML Value: 639.0000
EML Error: 34.0000

Labcode	Test Number	Reported Value	Reported Error	Reported EML	QAP 52 Evaluation	Evaluation
AF	1	516.5800	23.3200	0.81	A	W
AG	1	709.0000	101.0000	1.11	A	A
AI	1	681.0000	55.0000	1.07	A	A
AM	1	641.0400	24.4400	1.00	A	A
AR	1	722.6100	48.9900	1.13	A	A
AT	1	639.7200	68.5700	1.00	A	A
AU	1	655.0000	38.0000	1.02	A	A
BC	1	692.0000	75.0000	1.08	A	A
BE	1	1065.0000	332.0000	1.67	W	N
BL	1	574.0000	64.0000	0.90	A	W
BN	1	571.0300	99.7100	0.89	A	W
BQ	1	700.0000	100.0000	1.10	N	A
BU	1	640.0000	60.0000	1.00	A	A
BX	1	755.0000	77.0000	1.18	A	A
CD	1	680.0000	40.0000	1.06	A	A
CE	1	685.0000	68.0000	1.07		A
CH	1	726.0000	15.0000	1.14	A	A
CL	1	1510.0000	114.0000	2.36	N	N
CN	1	624.6000	42.1000	0.97		A
CU	1	591.0000	50.0000	0.93	A	A
CW	1	610.0000	29.0000	0.95	A	A
EG	1	700.0000	100.0000	1.10	W	A
FJ	1	618.0000	21.0000	0.97		A
FL	1	626.5200	8.5500	0.98	A	A
GA	1	665.0000	48.0000	1.04	W	A
GC	1	691.7000	55.6000	1.08	A	A
GC	2	723.4000	119.0000	1.13	A	A
GC	3	633.2000	74.4000	0.99	A	A
GD	1	695.0000	191.0000	1.09		A
GD	3	675.0000	236.0000	1.06		A
GD	2	661.0000	270.0000	1.03		A
GE	1	757.0000	78.6000	1.18	W	A
GT	1	660.0000	70.0000	1.03	A	A
HU	1	645.0000	44.0000	1.01	A	A

Values for elemental Uranium are reported in micrograms/filter, g or mL pCi/g or mL =Bq x 0.027

Evaluation: A=Acceptable, W=Acceptable with Warning, N=Not Acceptable

If the evaluation system is not appropriate for the types of analyses performed in your lab, apply site specific evaluation.

QAP 53 Results by Nuclide

Matrix: VE Vegetation Bq / kg
Radionuclide: K40

EML Value: 639.0000
EML Error: 34.0000

Labcode	Test Number	Reported Value	Reported Error	Reported EML	QAP 52 Evaluation	Evaluation
ID	1	639.3600	38.5700	1.00	A	A
IL	1	516.9300	87.1100	0.81	A	W
IN	1	584.0000	51.6000	0.91	A	A
IS	1	905.0000	113.0000	1.42	A	W
IT	1	793.0000	59.0000	1.24	A	A
KR	2	664.8000	36.9000	1.04		A
KR	4	683.3000	45.0000	1.07		A
KR	1	663.9000	48.5000	1.04		A
KR	3	656.7000	37.3000	1.03		A
LA	3	594.0000	70.0000	0.93	A	A
LA	2	499.0000	60.0000	0.78	A	W
LA	1	564.0000	68.0000	0.88	A	W
LB	1	594.0000	49.0000	0.93	A	A
LM	1	770.5800	42.0900	1.21	W	A
LV	1	600.0000	28.0000	0.94	A	A
ME	1	81.0000	4.6000	0.13	A	N
ME	3	74.7000	5.7000	0.12	A	N
ME	2	72.5000	4.3000	0.11	A	N
MH	1	743.4000	36.2000	1.16	W	A
NA	1	805.0000	30.0000	1.26	W	W
NZ	1	1150.0000	130.0000	1.80	N	N
OC	1	620.0000	60.0000	0.97	A	A
OH	1	539.0000	25.0000	0.84	W	W
OT	1	651.0000	41.0000	1.02	A	A
PK	1	533.2000	40.8000	0.83	A	W
PO	1	651.0000	24.0000	1.02	A	A
RA	1	620.0000	90.0000	0.97	A	A
RA	2	650.0000	100.0000	1.02	A	A
SB	1	926.5000	92.4000	1.45	A	N
SE	1	582.0000	20.0000	0.91	A	A
SI	1	612.0000	15.0000	0.96	A	A
SK	1	628.0000	80.0000	0.98	A	A
SN	1	838.0000	148.0000	1.31	A	W
SR	1	670.0000	68.0000	1.05	N	A
TE	1	597.5000	49.3000	0.94	A	A

Values for elemental Uranium are reported in micrograms/filter, g or mL pCi/g or mL =Bq x 0.027

Evaluation: A=Acceptable, W=Acceptable with Warning, N=Not Acceptable

If the evaluation system is not appropriate for the types of analyses performed in your lab, apply site specific evaluation.

QAP 53 Results by Nuclide

Matrix: VE Vegetation Bq / kg
Radionuclide: K40

EML Value: 639.0000
EML Error: 34.0000

Labcode	Test Number	Reported Value	Reported Error	Reported EML	QAP 52 Evaluation	Evaluation
TI	1	827.4000	87.3000	1.29	A	W
TN	1	477.0000	233.6000	0.75	A	N
TO	1	472.1000	79.4800	0.74	N	N
TP	1	566.8000	7.5400	0.89	A	W
TQ	1	653.0000	27.0000	1.02	A	A
TR	1	712.2000	36.8300	1.12		A
TW	1	718.0000	15.0000	1.12	A	A
TX	1	733.0000	18.0000	1.15	A	A
UC	1	708.0000	30.3000	1.11	A	A
UY	1	738.0000	161.0000	1.15	A	A
WA	1	730.0000	21.0000	1.14	A	A
WC	1	706.0000	115.0000	1.11	W	A
WE	1	650.0000	38.0000	1.02	A	A
WE	2	669.0000	36.0000	1.05	A	A
WN	1	755.0000	35.0000	1.18	A	A
WN	2	754.0000	36.0000	1.18	A	A
WN	3	769.0000	36.0000	1.20	A	A
WO	2	699.5000	168.7000	1.10	A	A
WO	1	724.8000	122.4000	1.13	A	A
WT	1	715.0000	10.0000	1.12	N	A
YA	1	644.0400	7.5400	1.01	A	A
YU	1	642.0000	13.0000	1.00	A	A

Total Number Reported: 91

Values for elemental Uranium are reported in micrograms/filter, g or mL pCi/g or mL =Bq x 0.027
Evaluation: A=Acceptable, W=Acceptable with Warning, N=Not Acceptable
 If the evaluation system is not appropriate for the types of analyses performed in your lab, apply site specific evaluation.

QAP 53 Results by Nuclide

Matrix: VE Vegetation Bq / kg
Radionuclide: PU238

EML Value: 0.7000
EML Error: 0.0100

Labcode	Test Number	Reported Value	Reported Error	Reported EML	QAP 52 Evaluation	Evaluation
BU	1	0.6200	0.0600	0.89	W	A
CW	1	0.7200	0.0400	1.03		A
GT	1	0.6400	0.1900	0.91	A	A
KR	1	0.8300	0.1000	1.19		A
KR	3	0.6000	0.0090	0.86		A
KR	2	0.8400	0.1100	1.20		A
RA	1	0.7400	0.1800	1.06		A
SE	1	0.6400	0.0600	0.91	A	A
WA	1	0.6700	0.1900	0.96	W	A
YA	1	0.6400	0.0400	0.91		A

Total Number Reported: 10

Values for elemental Uranium are reported in micrograms/filter, g or mL pCi/g or mL =Bq x 0.027
Evaluation: A=Acceptable, W=Acceptable with Warning, N=Not Acceptable
 If the evaluation system is not appropriate for the types of analyses performed in your lab, apply site specific evaluation.

QAP 53 Results by Nuclide

Matrix: VE Vegetation Bq / kg
Radionuclide: PU239

EML Value: 9.6000
EML Error: 0.8000

Labcode	Test Number	Reported Value	Reported Error	Reported EML	QAP 52 Evaluation	Evaluation
AF	1	7.3900	0.7600	0.77	N	W
AI	1	7.5600	0.7600	0.79	A	W
AM	1	8.4500	3.9900	0.88	N	A
AR	1	9.5100	2.1000	0.99	A	A
AT	1	9.2000	1.3200	0.96		A
BE	1	8.7600	0.9900	0.91	A	A
BL	1	9.4000	0.5600	0.98	N	A
BM	1	8.5100	1.2200	0.89	A	A
BU	1	8.6000	0.7000	0.90	A	A
BX	1	8.4400	1.1100	0.88	A	A
CH	1	8.8400	0.3400	0.92	W	A
CL	1	9.2000	0.7000	0.96	W	A
CW	1	8.6000	0.2000	0.90	A	A
EG	1	8.2000	0.9000	0.85	A	A
GA	1	14.0000	4.1000	1.46		W
GE	1	9.2100	1.5200	0.96	A	A
GT	1	8.9000	1.9000	0.93	A	A
ID	1	7.0700	0.5000	0.74	W	W
IS	1	9.4600	2.1000	0.99	W	A
IT	1	8.4200	0.7200	0.88	A	A
KR	2	9.6500	0.5700	1.00		A
KR	1	9.4900	0.6200	0.99		A
KR	3	9.3700	0.4200	0.98		A
LL	1	8.7500	1.0900	0.91	W	A
NA	1	8.3900	0.4300	0.87	A	A
OT	1	8.8000	0.6000	0.92	W	A
RA	1	8.8000	1.8000	0.92		A
RI	1	11.4000	0.9200	1.19	N	W
SE	1	8.5000	0.3000	0.88	A	A
SN	1	7.9600	3.1300	0.83		W
SR	1	8.9100	1.3200	0.93	W	A
TE	1	4.5000	0.2000	0.47	A	N
TM	1	6.5900	0.8900	0.69	A	W
TN	1	8.2800	1.1700	0.86	W	A

Values for elemental Uranium are reported in micrograms/filter, g or mL pCi/g or mL =Bq x 0.027

Evaluation: A=Acceptable, W=Acceptable with Warning, N=Not Acceptable

If the evaluation system is not appropriate for the types of analyses performed in your lab, apply site specific evaluation.

QAP 53 Results by Nuclide

Matrix: VE Vegetation Bq / kg
Radionuclide: PU239

EML Value: 9.6000
EML Error: 0.8000

Labcode	Test Number	Reported Value	Reported Error	<u>Reported EML</u>	QAP 52 Evaluation	Evaluation
TX	1	9.1500	0.4200	0.95	A	A
UC	1	9.7200	2.7100	1.01	N	A
UY	1	8.8400	0.9900	0.92	W	A
WA	1	9.2300	0.6400	0.96	W	A
WE	1	7.7000	1.9000	0.80	W	W
WE	2	9.7000	2.1000	1.01	W	A
YA	1	9.3700	0.1800	0.98	A	A

Total Number Reported: 41

Values for elemental Uranium are reported in micrograms/filter, g or mL pCi/g or mL =Bq x 0.027
Evaluation: A=Acceptable, W=Acceptable with Warning, N=Not Acceptable
If the evaluation system is not appropriate for the types of analyses performed in your lab, apply site specific evaluation.

QAP 53 Results by Nuclide

Matrix: VE Vegetation Bq / kg
Radionuclide: SR90

EML Value: 1150.0000
EML Error: 94.0000

Labcode	Test Number	Reported Value	Reported Error	Reported EML	QAP 52 Evaluation	Evaluation
AF	1	839.0300	7.7000	0.73	A	W
AG	1	1235.0000	222.0000	1.07	A	A
AM	1	1242.3300	32.9200	1.08	N	A
AR	1	1321.0100	146.1700	1.15	A	W
AU	1	1180.0000	45.0000	1.03	W	A
BC	1	1050.0000	40.0000	0.91	A	A
BE	1	1206.0000	66.0000	1.05	A	A
BL	1	1001.0000	18.0000	0.87	A	A
BM	1	1301.0000	34.0000	1.13	A	W
BU	1	1216.0000	60.0000	1.06	A	A
BX	1	1000.0000	40.0000	0.87	A	A
CH	1	1230.0000	12.0000	1.07	N	A
CL	1	1502.0000	90.0000	1.31	N	N
EG	1	1250.0000	50.0000	1.09	A	A
GE	1	1330.0000	10.9000	1.16	N	W
GT	1	1040.0000	4.1000	0.90	A	A
ID	1	1197.6600	118.3200	1.04	A	A
IS	1	2889.0000	569.0000	2.51	W	N
IT	1	1222.0000	164.0000	1.06	A	A
KR	2	1459.1801	11.7500	1.27		N
KR	4	1330.8700	12.0100	1.16		W
KR	1	1155.6200	12.0300	1.00		A
KR	3	1176.4900	10.6400	1.02		A
NA	1	1227.0000	21.0000	1.07	A	A
OT	1	1193.0000	100.0000	1.04	A	A
PS	1	1358.0800	26.4600	1.18		W
RA	1	1000.0000	150.0000	0.87	A	A
RI	1	1150.0000	11.5000	1.00	A	A
SE	1	1180.0000	20.0000	1.03		A
SN	1	1338.0000	28.0000	1.16		W
SR	1	1502.0000	150.0000	1.31	A	N
TE	1	1201.5000	117.3000	1.04	W	A
TM	1	1039.7000	2.0200	0.90	W	A
TN	1	1288.2000	107.3000	1.12	A	W

Values for elemental Uranium are reported in micrograms/filter, g or mL pCi/g or mL =Bq x 0.027

Evaluation: A=Acceptable, W=Acceptable with Warning, N=Not Acceptable

If the evaluation system is not appropriate for the types of analyses performed in your lab, apply site specific evaluation.

QAP 53 Results by Nuclide

Matrix: VE Vegetation Bq / kg
Radionuclide: SR90

EML Value: 1150.0000
EML Error: 94.0000

Labcode	Test Number	Reported Value	Reported Error	<u>Reported EML</u>	QAP 52 Evaluation	Evaluation
TQ	1	1187.0000	18.0000	1.03	A	A
TX	1	1082.0000	27.0000	0.94	A	A
UY	1	1130.0000	11.0000	0.98	A	A
WA	1	1200.0000	40.0000	1.04		A
WC	1	1310.0000	125.0000	1.14	W	W
WE	2	1280.0000	100.0000	1.11	A	W
WE	3	1170.0000	93.0000	1.02	A	A
WE	1	1120.0000	90.0000	0.97	A	A
YA	1	1286.9800	11.1900	1.12	A	W

Total Number Reported: 43

Values for elemental Uranium are reported in micrograms/filter, g or mL pCi/g or mL =Bq x 0.027
Evaluation: A=Acceptable, W=Acceptable with Warning, N=Not Acceptable
 If the evaluation system is not appropriate for the types of analyses performed in your lab, apply site specific evaluation.

QAP 53 Results by Nuclide

Matrix: WA Water Bq / L
Radionuclide: AM241

EML Value: 1.1900
EML Error: 0.0450

Labcode	Test Number	Reported Value	Reported Error	Reported EML	QAP 52 Evaluation	Evaluation
AF	1	1.1900	0.0700	1.00	A	A
AG	1	1.2500	0.1700	1.05	A	A
AI	1	1.0600	0.0400	0.89	A	W
AM	1	1.4700	0.8900	1.24	A	W
AN	1	1.2800	0.0400	1.08	A	A
AR	1	1.2400	0.1400	1.04	A	A
AS	1	1.5400	0.6600	1.29	W	W
AT	1	1.4800	0.4100	1.24	A	W
AU	1	1.3200	0.1600	1.11	A	A
BE	1	1.2400	0.1200	1.04	A	A
BL	1	1.1900	0.0500	1.00	W	A
BM	1	1.2700	0.1700	1.07	A	A
BU	1	1.2500	0.0700	1.05	A	A
BX	1	1.2300	0.1400	1.03	A	A
CB	1	1.3200	0.2000	1.11	W	A
CH	1	1.3800	0.0900	1.16	A	A
CL	1	1.2900	0.2400	1.08	A	A
CS	1	0.9900	0.3100	0.83	W	W
CW	1	1.2200	0.0500	1.02	A	A
EC	2	1.0600	0.2600	0.89	A	W
EC	1	1.0300	0.2600	0.87	A	W
EC	3	1.0500	0.1300	0.88	A	W
EC	4	1.4600	0.3100	1.23	A	W
EC	5	1.0900	0.2600	0.92	A	A
EG	1	1.0900	0.9100	0.92	W	A
FL	1	1.1900	0.2300	1.00	A	A
FM	1	1.4000	0.3000	1.18	A	A
GA	1	1.4000	0.1600	1.18	A	A
GE	1	1.3300	0.1300	1.12	W	A
GT	1	1.1500	0.2200	0.97	A	A
HU	1	1.0000	0.3500	0.84		W
IN	1	1.3000	0.0300	1.09	A	A
IS	1	1.6600	0.3500	1.39	W	W
IT	1	1.2200	0.1100	1.02	W	A

Values for elemental Uranium are reported in micrograms/filter, g or mL pCi/g or mL =Bq x 0.027

Evaluation: A=Acceptable, W=Acceptable with Warning, N=Not Acceptable

If the evaluation system is not appropriate for the types of analyses performed in your lab, apply site specific evaluation.

QAP 53 Results by Nuclide

Matrix: WA Water Bq / L
Radionuclide: AM241

EML Value: 1.1900
EML Error: 0.0450

Labcode	Test Number	Reported Value	Reported Error	Reported EML	QAP 52 Evaluation	Evaluation
LB	1	1.2900	0.1100	1.08		A
LL	1	1.5500	0.1000	1.30	A	W
LM	1	1.4100	0.8000	1.18	A	A
LV	1	1.4700	0.1200	1.24	N	W
LW	1	1.6300	0.1600	1.37	A	W
ME	3	1.5000	0.3000	1.26	A	W
ME	2	1.2000	0.3000	1.01	A	A
ME	1	1.4000	5.3000	1.18	A	A
MH	1	1.2100	0.2100	1.02	W	A
MI	1	1.5000	0.2000	1.26		W
ML	1	0.9600	0.1000	0.81	A	W
MS	1	1.6200	0.1600	1.36	A	W
NF	1	0.9600	0.0300	0.81		W
NM	1	1.2300	0.0300	1.03		A
NQ	1	1.1200	0.0800	0.94	A	A
OD	1	1.4400	0.1400	1.21	A	A
OK	1	1.2200	0.0700	1.02		A
OT	1	1.3000	0.1000	1.09	A	A
RI	1	0.6500	0.0400	0.55	W	N
SB	1	1.6000	0.5700	1.35		W
SI	1	1.2000	0.1500	1.01	A	A
SK	1	1.4700	0.0800	1.24	A	W
SN	1	1.2500	0.2000	1.05	A	A
SR	1	1.0900	0.1500	0.92	A	A
SW	1	1.0600	0.2300	0.89	W	W
TE	1	1.3000	0.2000	1.09	W	A
TM	1	1.3800	0.1300	1.16	A	A
TN	1	1.2100	0.0500	1.02	A	A
TO	1	1.3300	0.5700	1.12	A	A
TX	1	0.9700	0.0200	0.81	A	W
UY	1	1.2400	0.1700	1.04	W	A
WA	1	1.2100	0.1500	1.02	W	A
WC	1	1.1400	0.2200	0.96	W	A
WE	1	1.2900	0.2600	1.08	N	A
WE	2	1.4100	0.4200	1.18	N	A

Values for elemental Uranium are reported in micrograms/filter, g or mL pCi/g or mL =Bq x 0.027

Evaluation: A=Acceptable, W=Acceptable with Warning, N=Not Acceptable

If the evaluation system is not appropriate for the types of analyses performed in your lab, apply site specific evaluation.

QAP 53 Results by Nuclide

Matrix: WA Water Bq / L
Radionuclide: AM241

EML Value: 1.1900
EML Error: 0.0450

Labcode	Test Number	Reported Value	Reported Error	<u>Reported EML</u>	QAP 52 Evaluation	Evaluation
YA	1	1.1600	0.0100	0.98	A	A

Total Number Reported: 70

Values for elemental Uranium are reported in micrograms/filter, g or mL pCi/g or mL =Bq x 0.027
Evaluation: A=Acceptable, W=Acceptable with Warning, N=Not Acceptable
If the evaluation system is not appropriate for the types of analyses performed in your lab, apply site specific evaluation.

QAP 53 Results by Nuclide

Matrix: WA Water Bq / L
Radionuclide: Bq U

EML Value: 0.9160
EML Error: 0.0310

Labcode	Test Number	Reported Value	Reported Error	<u>Reported EML</u>	QAP 52 Evaluation	Evaluation
AF	1	0.8900	0.0600	0.97	A	A
AG	1	0.9200	0.1000	1.00	A	A
AI	1	0.7500	0.0500	0.82	A	W
AM	1	0.9400	0.0900	1.03	N	A
AT	1	0.8400	0.0800	0.92	A	A
BL	1	0.6100	0.0050	0.67	A	N
BU	1	0.9100	0.0500	0.99	A	A
CH	1	0.8700	0.0600	0.95	A	A
HT	1	0.9300	0.0800	1.01	A	A
IN	1	0.8700	0.0600	0.95	A	A
MJ	1	0.3500	0.2000	0.38	A	N
NA	1	0.8400	0.0400	0.92		A
OT	1	0.8900	0.1100	0.97	A	A
RM	1	0.8800	0.1600	0.96		A
TE	1	0.8000	0.1000	0.87	N	W
UY	1	0.7600	0.1300	0.83	A	W
WA	1	0.8900	0.1000	0.97	A	A
WO	1	0.7800	0.1700	0.85		W
WO	2	0.7900	0.1800	0.86		W

Total Number Reported: 19

Values for elemental Uranium are reported in micrograms/filter, g or mL pCi/g or mL =Bq x 0.027
Evaluation: A=Acceptable, W=Acceptable with Warning, N=Not Acceptable
 If the evaluation system is not appropriate for the types of analyses performed in your lab, apply site specific evaluation.

QAP 53 Results by Nuclide

Matrix: WA Water Bq / L
Radionuclide: CO60

EML Value: 73.7000
EML Error: 2.9000

Labcode	Test Number	Reported Value	Reported Error	Reported EML	QAP 52 Evaluation	Evaluation
AC	1	73.4000	0.9000	1.00	A	A
AF	1	72.4900	4.3100	0.98	A	A
AG	1	72.0000	9.0000	0.98	A	A
AI	1	73.2000	1.3000	0.99	A	A
AM	1	71.6900	1.1900	0.97	A	A
AN	1	74.0000	3.0000	1.00	A	A
AR	1	70.1700	3.0400	0.95	A	A
AS	1	78.3600	0.9600	1.06	N	A
AT	1	70.7700	4.6000	0.96	A	A
AU	1	73.6000	2.0000	1.00	A	A
AW	1	72.0000	7.0000	0.98	A	A
BA	1	74.0800	0.1800	1.00	A	A
BC	1	72.9000	3.3000	0.99	A	A
BE	1	69.0000	6.0000	0.94	A	A
BL	1	72.8000	7.9000	0.99	A	A
BM	1	66.1000	3.8900	0.90	A	W
BN	1	72.0300	0.9200	0.98	A	A
BQ	1	72.7000	0.9000	0.99	A	A
BU	1	69.0000	5.0000	0.94	A	A
BX	1	75.1000	3.4000	1.02	A	A
CA	1	70.1000	2.0000	0.95	N	A
CB	1	75.3000	2.9000	1.02	A	A
CD	1	70.0000	7.0000	0.95	A	A
CE	1	70.0000	3.9000	0.95		A
CF	1	70.8000	1.1000	0.96	A	A
CF	2	70.1000	1.1000	0.95	A	A
CF	3	71.2000	1.0000	0.97	A	A
CH	1	74.0000	0.8100	1.00	A	A
CL	1	71.3000	0.7000	0.97	A	A
CM	2	66.7000	1.0000	0.90	A	A
CM	3	67.0000	1.0000	0.91	A	A
CM	1	67.3000	1.0000	0.91	A	A
CS	1	75.3200	11.1900	1.02	A	A
CU	1	72.0000	2.0000	0.98	A	A

Values for elemental Uranium are reported in micrograms/filter, g or mL pCi/g or mL =Bq x 0.027

Evaluation: A=Acceptable, W=Acceptable with Warning, N=Not Acceptable

If the evaluation system is not appropriate for the types of analyses performed in your lab, apply site specific evaluation.

QAP 53 Results by Nuclide

Matrix: WA Water Bq / L
Radionuclide: CO60

EML Value: 73.7000
EML Error: 2.9000

Labcode	Test Number	Reported Value	Reported Error	Reported EML	QAP 52 Evaluation	Evaluation
CW	1	72.0000	1.0000	0.98	A	A
DC	1	86.6000	5.7200	1.17	N	W
DH	1	78.8000	3.5000	1.07	A	A
EC	1	74.6000	2.1800	1.01	A	A
EC	2	74.6000	2.1800	1.01	A	A
EC	4	75.3000	2.4200	1.02	A	A
EC	5	74.9000	2.4100	1.02	A	A
EC	3	75.1000	1.2100	1.02	A	A
EG	1	73.0000	5.0000	0.99	A	A
EP	1	73.9700	4.5400	1.00	A	A
FE	1	70.8100	1.5800	0.96		A
FG	1	79.8800	7.5000	1.08	A	A
FL	1	72.6900	0.1800	0.99	A	A
FM	1	74.0000	1.0000	1.00	A	A
GA	1	66.2000	3.5000	0.90	A	W
GC	3	70.1000	2.9400	0.95	A	A
GC	1	70.5000	8.8000	0.96	A	A
GC	2	70.0000	3.4000	0.95	A	A
GD	1	71.0000	5.0000	0.96	A	A
GD	2	70.0000	6.0000	0.95	A	A
GD	3	72.0000	5.0000	0.98	A	A
GE	1	76.2000	5.3800	1.03	A	A
GT	1	73.0000	7.4000	0.99	A	A
HU	1	62.2000	1.3000	0.84		W
IL	1	73.4000	0.6000	1.00	A	A
IN	1	78.9000	1.7000	1.07	A	A
IS	1	76.2000	7.7000	1.03	A	A
IT	1	65.0000	4.0000	0.88	A	W
JL	3	75.6500	2.2800	1.03	A	A
JL	1	78.0700	1.9700	1.06	A	A
JL	2	74.7400	1.9000	1.01	A	A
KA	1	70.0000	6.0000	0.95	A	A
LA	2	73.3000	8.2000	1.00	W	A
LA	1	72.2000	8.1000	0.98	W	A
LA	3	72.0000	8.1000	0.98	W	A

Values for elemental Uranium are reported in micrograms/filter, g or mL pCi/g or mL =Bq x 0.027

Evaluation: A=Acceptable, W=Acceptable with Warning, N=Not Acceptable

If the evaluation system is not appropriate for the types of analyses performed in your lab, apply site specific evaluation.

QAP 53 Results by Nuclide

Matrix: WA Water Bq / L
Radionuclide: CO60

EML Value: 73.7000
EML Error: 2.9000

Labcode	Test Number	Reported Value	Reported Error	Reported EML	QAP 52 Evaluation	Evaluation
LB	1	71.0000	5.0000	0.96	A	A
LL	1	74.5000	6.9700	1.01	A	A
LM	1	77.9200	1.3100	1.06	A	A
LN	1	71.0000	10.0000	0.96	A	A
LV	1	72.7000	1.3000	0.99	A	A
LW	1	90.0000	1.9800	1.22	A	N
ME	2	74.0000	1.2000	1.00	W	A
ME	1	75.0000	1.4000	1.02	W	A
ME	3	76.0000	1.4000	1.03	W	A
MH	1	70.5800	2.1400	0.96	A	A
MI	1	78.8000	1.6000	1.07		A
MJ	1	73.0000	10.0000	0.99	A	A
ML	1	68.0000	6.8000	0.92	A	A
MS	1	72.8000	7.3000	0.99	A	A
NA	1	69.8000	2.4000	0.95	A	A
NL	1	71.9000	2.6000	0.98	A	A
NP	1	72.9000	0.9000	0.99	A	A
NQ	1	79.3000	16.3000	1.08	A	A
NR	1	72.5000	14.5000	0.98	A	A
NZ	1	70.0000	4.0000	0.95	A	A
OC	1	70.0000	6.0000	0.95	A	A
OD	1	73.0700	2.9800	0.99	A	A
OH	1	73.1000	1.4000	0.99	A	A
OS	2	78.5000	1.7000	1.07	A	A
OS	1	77.0000	1.6000	1.04	A	A
OT	1	76.0000	2.0000	1.03	A	A
OU	1	78.8000	6.2300	1.07	W	A
PS	1	58.4500	1.1500	0.79	A	N
RC	1	73.0000	3.0000	0.99	A	A
RI	1	70.9000	1.6800	0.96	A	A
RM	1	69.0000	9.0000	0.94	A	A
SA	1	77.9000	8.5000	1.06	A	A
SB	1	70.8600	4.7900	0.96	A	A
SI	1	69.9000	1.4000	0.95	A	A
SK	1	71.1000	12.0000	0.96	W	A

Values for elemental Uranium are reported in micrograms/filter, g or mL pCi/g or mL =Bq x 0.027

Evaluation: A=Acceptable, W=Acceptable with Warning, N=Not Acceptable

If the evaluation system is not appropriate for the types of analyses performed in your lab, apply site specific evaluation.

QAP 53 Results by Nuclide

Matrix: WA Water Bq / L
Radionuclide: CO60

EML Value: 73.7000
EML Error: 2.9000

Labcode	Test Number	Reported Value	Reported Error	Reported EML	QAP 52 Evaluation	Evaluation
SL	1	68.0000	5.0000	0.92	A	A
SN	1	68.5000	6.2000	0.93	A	A
SR	1	73.8000	4.4000	1.00	A	A
SW	1	63.2700	5.5800	0.86	N	W
TE	1	71.9000	7.2000	0.98	A	A
TI	1	75.7000	1.9000	1.03	A	A
TK	2	75.2600	13.6400	1.02		A
TK	1	75.4800	12.8500	1.02		A
TM	1	73.1000	4.0700	0.99	A	A
TN	1	73.6500	1.2500	1.00	A	A
TO	1	75.0400	5.5000	1.02	A	A
TP	1	70.9700	1.0000	0.96	A	A
TQ	1	72.3000	1.6000	0.98	A	A
TT	1	77.3000	2.5000	1.05	A	A
TW	1	72.4000	0.7000	0.98	A	A
TX	1	74.4000	0.4000	1.01	A	A
UC	1	72.6000	0.5600	0.99	A	A
US	1	72.2400	17.9800	0.98	A	A
UY	1	73.5000	5.0000	1.00	A	A
WA	1	73.5000	1.2000	1.00	A	A
WC	1	70.3000	5.6000	0.95	A	A
WE	2	72.8000	2.0200	0.99	A	A
WE	1	71.2000	3.2300	0.97	A	A
WI	3	72.7500	9.6900	0.99	W	A
WI	2	72.3100	9.6300	0.98	W	A
WI	1	72.0900	9.6000	0.98	W	A
WN	2	70.0000	1.7000	0.95	A	A
WN	3	68.9000	1.9000	0.94	A	A
WN	1	70.3000	2.0000	0.95	A	A
WO	2	73.3500	13.9300	1.00	A	A
WO	1	70.4400	10.9000	0.96	A	A
WT	1	108.4000	1.0000	1.47	W	N
WV	1	74.0000	1.9000	1.00	A	A
XZ	1	71.0000	1.0000	0.96		A
YA	1	67.6900	0.5900	0.92	N	A

Values for elemental Uranium are reported in micrograms/filter, g or mL pCi/g or mL =Bq x 0.027

Evaluation: A=Acceptable, W=Acceptable with Warning, N=Not Acceptable

If the evaluation system is not appropriate for the types of analyses performed in your lab, apply site specific evaluation.

QAP 53 Results by Nuclide

Matrix: WA Water Bq / L
Radionuclide: CO60

EML Value: 73.7000
EML Error: 2.9000

Labcode	Test Number	Reported Value	Reported Error	<u>Reported EML</u>	QAP 52 Evaluation	Evaluation
---------	-------------	----------------	----------------	---------------------	-------------------	------------

Total Number Reported: 139

Values for elemental Uranium are reported in micrograms/filter, g or mL pCi/g or mL =Bq x 0.027

Evaluation: A=Acceptable, W=Acceptable with Warning, N=Not Acceptable

If the evaluation system is not appropriate for the types of analyses performed in your lab, apply site specific evaluation.

QAP 53 Results by Nuclide

Matrix: WA Water Bq / L
Radionuclide: CS137

EML Value: 67.0000
EML Error: 3.5000

Labcode	Test Number	Reported Value	Reported Error	Reported EML	QAP 52 Evaluation	Evaluation
AC	1	61.5000	0.9000	0.92	A	A
AF	1	66.9200	4.6200	1.00	A	A
AG	1	65.6000	9.1000	0.98	A	A
AI	1	67.5000	1.5000	1.01	A	A
AM	1	66.7200	0.9900	1.00	A	A
AN	1	65.0000	3.0000	0.97	A	A
AR	1	66.1300	2.9500	0.99	A	A
AS	1	75.8800	1.3300	1.13	N	A
AT	1	63.7800	6.3100	0.95	A	A
AU	1	67.8000	3.1000	1.01	A	A
AW	1	66.0000	7.0000	0.99	A	A
BA	1	72.2000	0.8900	1.08	A	A
BC	1	65.1000	2.2000	0.97	A	A
BE	1	56.0000	6.0000	0.84	A	W
BL	1	65.0000	7.1000	0.97	A	A
BM	1	63.6000	7.5500	0.95	A	A
BN	1	69.0700	1.9400	1.03	A	A
BQ	1	60.2000	0.6000	0.90	A	W
BU	1	64.0000	5.0000	0.95	A	A
BX	1	66.6000	2.2000	0.99	A	A
CA	1	67.8000	3.4000	1.01	A	A
CB	1	64.9000	3.9000	0.97	A	A
CD	1	65.0000	6.0000	0.97	A	A
CE	1	63.0000	4.6000	0.94		A
CF	1	65.0000	0.9000	0.97	A	A
CF	2	63.7000	0.8000	0.95	A	A
CF	3	64.1000	0.8000	0.96	A	A
CH	1	66.8000	0.6700	1.00	A	A
CL	1	65.1000	0.8000	0.97	A	A
CM	3	60.6000	1.2000	0.90	A	A
CM	2	60.1000	1.2000	0.90	A	W
CM	1	61.1000	1.2000	0.91	A	A
CS	1	71.7100	10.9900	1.07	A	A
CU	1	65.3000	2.0000	0.98	A	A

Values for elemental Uranium are reported in micrograms/filter, g or mL pCi/g or mL =Bq x 0.027

Evaluation: A=Acceptable, W=Acceptable with Warning, N=Not Acceptable

If the evaluation system is not appropriate for the types of analyses performed in your lab, apply site specific evaluation.

QAP 53 Results by Nuclide

Matrix: WA Water Bq / L
Radionuclide: CS137

EML Value: 67.0000
EML Error: 3.5000

Labcode	Test Number	Reported Value	Reported Error	Reported EML	QAP 52 Evaluation	Evaluation
CW	1	65.0000	1.0000	0.97	A	A
DC	1	82.5000	11.7000	1.23	N	W
DH	1	70.6000	5.4000	1.05	A	A
EC	2	64.8000	2.3300	0.97	W	A
EC	1	64.1000	2.3100	0.96	W	A
EC	3	64.4000	1.3200	0.96	W	A
EC	4	64.8000	2.6600	0.97	W	A
EC	5	64.6000	2.6500	0.96	W	A
EG	1	65.0000	5.0000	0.97	A	A
EM	1	70.9400		1.06	A	A
EP	1	66.8700	4.7000	1.00	A	A
FE	1	68.5800	1.0900	1.02		A
FG	1	62.2000	5.0000	0.93	A	A
FL	1	67.9800	0.4600	1.01	A	A
FM	1	69.0000	2.0000	1.03	A	A
GA	1	66.0000	3.4000	0.99	A	A
GC	1	63.6000	8.0300	0.95	A	A
GC	2	64.2000	3.2600	0.96	A	A
GC	3	65.9000	2.8200	0.98	A	A
GD	1	68.0000	4.0000	1.01	A	A
GD	3	68.0000	3.0000	1.01	A	A
GD	2	66.0000	5.0000	0.99	A	A
GE	1	68.1000	5.0000	1.02	A	A
GT	1	68.0000	10.4000	1.01	A	A
HU	1	55.8000	1.6000	0.83		W
IL	1	67.1000	0.8000	1.00	A	A
IN	1	71.7000	0.4000	1.07	A	A
IS	1	67.2000	7.3000	1.00	A	A
IT	1	58.0000	4.0000	0.87	A	W
JL	1	66.2300	2.4100	0.99	A	A
JL	2	66.9700	2.3900	1.00	A	A
JL	3	65.8200	2.7100	0.98	A	A
KA	1	65.4000	7.3000	0.98	A	A
LA	2	68.4000	7.7000	1.02	W	A
LA	1	68.2000	7.6000	1.02	W	A

Values for elemental Uranium are reported in micrograms/filter, g or mL pCi/g or mL =Bq x 0.027

Evaluation: A=Acceptable, W=Acceptable with Warning, N=Not Acceptable

If the evaluation system is not appropriate for the types of analyses performed in your lab, apply site specific evaluation.

QAP 53 Results by Nuclide

Matrix: WA Water Bq / L
Radionuclide: CS137

EML Value: 67.0000
EML Error: 3.5000

Labcode	Test Number	Reported Value	Reported Error	Reported EML	QAP 52 Evaluation	Evaluation
LA	3	68.6000	7.7000	1.02	W	A
LB	1	67.0000	5.0000	1.00	A	A
LL	1	70.1000	9.0200	1.05	A	A
LM	1	77.9500	1.3800	1.16	A	W
LN	1	62.0000	8.0000	0.93	A	A
LV	1	65.5000	2.2000	0.98	A	A
LW	1	83.0000	2.4900	1.24	A	W
ME	3	69.0000	1.7000	1.03	A	A
ME	1	68.0000	1.7000	1.01	A	A
ME	2	68.0000	1.6000	1.01	A	A
MH	1	65.5900	3.2600	0.98	A	A
MI	1	72.4000	2.0000	1.08		A
MJ	1	69.0000	10.0000	1.03	A	A
ML	1	64.0000	6.4000	0.95	A	A
MS	1	66.2000	6.6000	0.99	A	A
NA	1	66.3000	2.3000	0.99	A	A
NL	1	67.1000	3.4000	1.00	A	A
NM	1	62.3000	2.4000	0.93	N	A
NP	1	64.4000	1.0000	0.96	A	A
NQ	1	71.5000	14.8000	1.07	A	A
NR	1	66.6000	13.3000	0.99	A	A
NZ	1	63.0000	3.0000	0.94	A	A
OC	1	65.0000	8.0000	0.97	A	A
OD	1	68.4100	4.6900	1.02	A	A
OH	1	67.0000	1.2000	1.00	A	A
OS	1	71.4000	3.6000	1.07	A	A
OS	2	70.7000	3.6000	1.05	A	A
OT	1	70.0000	2.0000	1.04	A	A
OU	1	70.5000	8.4200	1.05	A	A
PS	1	51.7900	0.8900	0.77	A	N
RC	1	65.0000	2.0000	0.97	A	A
RI	1	68.5000	2.2700	1.02	A	A
RM	1	63.0000	8.0000	0.94	A	A
SA	1	69.8000	8.3000	1.04	A	A
SB	1	64.0100	7.0400	0.95	A	A

Values for elemental Uranium are reported in micrograms/filter, g or mL pCi/g or mL =Bq x 0.027

Evaluation: A=Acceptable, W=Acceptable with Warning, N=Not Acceptable

If the evaluation system is not appropriate for the types of analyses performed in your lab, apply site specific evaluation.

QAP 53 Results by Nuclide

Matrix: WA Water Bq / L
Radionuclide: CS137

EML Value: 67.0000
EML Error: 3.5000

Labcode	Test Number	Reported Value	Reported Error	Reported EML	QAP 52 Evaluation	Evaluation
SI	1	63.3000	1.3000	0.94	A	A
SK	1	62.1000	7.4000	0.93	A	A
SL	1	62.0000	5.0000	0.93	A	A
SN	1	59.5000	5.4000	0.89	A	W
SR	1	66.7000	6.7000	1.00	A	A
SW	1	64.2300	13.6900	0.96	A	A
TE	1	62.7000	6.3000	0.94	A	A
TI	1	69.3000	2.8000	1.03	A	A
TK	2	64.6000	11.2800	0.96		A
TK	1	62.0800	10.2200	0.93		A
TM	1	66.0300	5.8800	0.99	A	A
TN	1	68.2100	1.0400	1.02	A	A
TO	1	68.2700	7.2700	1.02	A	A
TP	1	64.5900	0.6500	0.96	A	A
TQ	1	70.5000	2.4000	1.05	A	A
TI	1	70.4000	4.8000	1.05	A	A
TW	1	66.1000	0.9000	0.99	A	A
TX	1	67.2000	0.6000	1.00	A	A
UC	1	67.5000	0.6800	1.01		A
US	1	70.6500	13.3100	1.05	A	A
UY	1	67.6000	5.6000	1.01	A	A
WA	1	67.5000	1.7000	1.01	A	A
WC	1	64.9000	9.9000	0.97	A	A
WE	1	68.9000	4.6600	1.03	A	A
WE	2	66.9000	2.6300	1.00	A	A
WI	1	63.3000	8.5100	0.94	A	A
WI	2	64.1800	8.6400	0.96	A	A
WI	3	63.7400	8.5700	0.95	A	A
WN	1	62.9000	2.5000	0.94	A	A
WN	3	62.4000	2.5000	0.93	A	A
WN	2	65.1000	2.3000	0.97	A	A
WO	1	64.2100	7.8000	0.96	A	A
WO	2	63.3800	9.4500	0.95	A	A
WT	1	68.6100	1.0000	1.02		A
WV	1	64.4000	1.4900	0.96	A	A

Values for elemental Uranium are reported in micrograms/filter, g or mL pCi/g or mL =Bq x 0.027

Evaluation: A=Acceptable, W=Acceptable with Warning, N=Not Acceptable

If the evaluation system is not appropriate for the types of analyses performed in your lab, apply site specific evaluation.

QAP 53 Results by Nuclide

Matrix: WA Water Bq / L
Radionuclide: CS137

EML Value: 67.0000
EML Error: 3.5000

Labcode	Test Number	Reported Value	Reported Error	<u>Reported EML</u>	QAP 52 Evaluation	Evaluation
XZ	1	65.0000	1.0000	0.97		A
YA	1	62.3400	0.6600	0.93	N	A

Total Number Reported: 141

Values for elemental Uranium are reported in micrograms/filter, g or mL pCi/g or mL =Bq x 0.027
Evaluation: A=Acceptable, W=Acceptable with Warning, N=Not Acceptable
If the evaluation system is not appropriate for the types of analyses performed in your lab, apply site specific evaluation.

QAP 53 Results by Nuclide

Matrix: WA Water Bq / L
Radionuclide: GROSS ALPHA

EML Value:1070.0000
EML Error: 100.0000

Labcode	Test Number	Reported Value	Reported Error	Reported EML	QAP 52 Evaluation	Evaluation
AB	1	893.4900	91.7300	0.83		A
AB	2	896.8900	105.9000	0.84		A
AF	1	1439.3000	62.9000	1.35	A	N
AI	1	1170.0000	93.0000	1.09	W	A
AM	1	782.5100	10.5100	0.73	A	W
AR	1	958.0500	42.4500	0.89	A	A
AS	1	6.1400	0.2100	0.01	A	N
AT	1	1268.2500	122.2500	1.18	W	W
AU	1	1089.0000	339.0000	1.02	W	A
BC	1	1280.0000	60.0000	1.20	A	W
BE	1	1108.0000	95.0000	1.04	A	A
BL	1	1355.0000	25.0000	1.27	A	N
BN	1	40.9000	9.0900	0.04	N	N
BQ	1	970.0000	67.0000	0.91	A	A
BU	1	1094.0000	93.0000	1.02		A
BX	1	1190.0000	50.0000	1.11	A	A
CE	1	905.0000	55.0000	0.85		A
CH	1	1295.0000	37.0000	1.21	A	W
CL	1	1010.0000	208.0000	0.94	W	A
CM	2	885.7000	16.5000	0.83	W	A
CM	3	663.0000	14.0000	0.62	W	W
CM	1	712.9000	15.5000	0.67	W	W
CW	1	1102.0000	22.0000	1.03	A	A
DC	1	1130.0000	17.2000	1.06	W	A
DH	1	964.0000	32.0000	0.90	A	A
EG	1	1084.0000	76.0000	1.01		A
FG	1	836.0000	42.0000	0.78	A	W
FL	1	1202.9500	16.7500	1.12	A	W
GE	1	964.0000	33.9000	0.90	A	A
GS	4	1320.0000	60.0000	1.23	A	W
GS	3	1340.0000	70.0000	1.25	A	W
GS	2	1480.0000	70.0000	1.38	A	N
GS	1	1420.0000	70.0000	1.33	A	N
GT	1	1200.0000	250.0000	1.12	A	W

Values for elemental Uranium are reported in micrograms/filter, g or mL pCi/g or mL =Bq x 0.027

Evaluation: A=Acceptable, W=Acceptable with Warning, N=Not Acceptable

If the evaluation system is not appropriate for the types of analyses performed in your lab, apply site specific evaluation.

QAP 53 Results by Nuclide

Matrix: WA Water Bq/L
Radionuclide: GROSS ALPHA

EML Value:1070.0000

EML Error: 100.0000

Labcode	Test Number	Reported Value	Reported Error	Reported EML	QAP 52 Evaluation	Evaluation
HC	1	1210.0000	62.0000	1.13	A	W
IL	1	998.8000	13.0000	0.93	A	A
IS	1	1020.0000	106.0000	0.95	A	A
IT	1	1033.0000	115.0000	0.96	W	A
KA	1	1041.0000	115.0000	0.97	A	A
LA	2	1197.0000	265.0000	1.12		A
LA	1	1253.0000	276.0000	1.17		W
LA	3	1213.0000	268.0000	1.13		W
LB	1	1109.0000	83.0000	1.04	N	A
LM	1	672.4200	76.7000	0.63	A	W
LV	1	610.0000	60.0000	0.57	N	N
LW	1	885.5000	41.6000	0.83	W	A
MH	1	1192.3000	3.0000	1.11	A	A
MJ	1	1218.0000	125.0000	1.14	A	W
NL	1	1263.0000	134.0000	1.18	A	W
NQ	1	1160.0000	73.0000	1.08	A	A
NZ	1	800.0000	80.0000	0.75		W
OC	1	1200.0000	80.0000	1.12	W	W
OH	1	1101.0000	54.0000	1.03		A
OK	1	1082.2500	55.0000	1.01	A	A
OT	1	1063.0000	51.0000	0.99	A	A
OU	1	830.0000	97.5000	0.78	A	W
PS	1	1030.2900	39.9700	0.96	N	A
RG	1	1003.0000	44.0000	0.94		A
RI	1	927.0000	31.5000	0.87	W	A
SA	1	1137.0000	83.0000	1.06	A	A
SB	1	1080.0000	36.2000	1.01	A	A
SN	1	1122.0000	60.0000	1.05	A	A
SR	1	1155.0000	134.0000	1.08	W	A
TE	1	1113.7000	17.9000	1.04	W	A
TM	1	895.4000	48.0200	0.84		A
TN	1	1020.0000	29.3000	0.95	W	A
TO	1	1098.0000	157.2200	1.03	A	A
TQ	1	928.0000	64.0000	0.87	A	A
TW	1	1040.0000	39.0000	0.97	A	A

Values for elemental Uranium are reported in micrograms/filter, g or mL pCi/g or mL =Bq x 0.027

Evaluation: A=Acceptable, W=Acceptable with Warning, N=Not Acceptable

If the evaluation system is not appropriate for the types of analyses performed in your lab, apply site specific evaluation.

QAP 53 Results by Nuclide

Matrix: WA Water Bq / L
Radionuclide: GROSS ALPHA

EML Value:1070.0000
EML Error: 100.0000

Labcode	Test Number	Reported Value	Reported Error	Reported EML	QAP 52 Evaluation	Evaluation
TX	1	1295.0000	34.0000	1.21	A	W
UC	1	1051.2300	65.5300	0.98	W	A
UY	1	1130.0000	50.0000	1.06	A	A
WA	1	1010.0000	90.0000	0.94	A	A
WC	1	1170.0000	121.0000	1.09	A	A
WE	1	958.0000	177.0000	0.89		A
WE	2	976.0000	181.0000	0.91		A
WE	3	1098.0000	203.0000	1.03		A
WO	2	1164.0000	76.1100	1.09	A	A
WO	1	1190.0000	79.0000	1.11	A	A
WT	1	1160.0000	100.0000	1.08	W	A
WV	1	1261.0000	81.5000	1.18	A	W
XZ	1	879.0000	17.0000	0.82		A
YA	1	1714.3300	22.0900	1.60	N	N

Total Number Reported: 83

Values for elemental Uranium are reported in micrograms/filter, g or mL pCi/g or mL =Bq x 0.027
Evaluation: A=Acceptable, W=Acceptable with Warning, N=Not Acceptable
 If the evaluation system is not appropriate for the types of analyses performed in your lab, apply site specific evaluation.

QAP 53 Results by Nuclide

Matrix: WA Water Bq/L
Radionuclide: GROSS BETA

EML Value: 950.0000
EML Error: 90.0000

Labcode	Test Number	Reported Value	Reported Error	Reported EML	QAP 52 Evaluation	Evaluation
AB	1	817.7100	48.5000	0.86		A
AB	2	843.5600	29.4100	0.89		A
AF	1	1002.7000	44.4000	1.05	A	A
AI	1	827.0000	50.0000	0.87	A	A
AM	1	939.3300	10.0700	0.99	A	A
AR	1	1051.1300	180.7600	1.11	W	A
AS	1	5.5100	0.1900	0.01	A	N
AT	1	906.0000	75.8500	0.95	A	A
AU	1	1043.0000	331.0000	1.10	A	A
BC	1	910.0000	36.0000	0.96	W	A
BE	1	936.0000	98.0000	0.99	A	A
BL	1	870.0000	21.0000	0.92	A	A
BN	1	588.0400	110.3300	0.62	N	W
BQ	1	1150.0000	42.0000	1.21	W	A
BU	1	940.0000	80.0000	0.99		A
BX	1	899.0000	36.0000	0.95	W	A
CA	1	726.0000	72.0000	0.76	A	A
CD	1	830.0000	80.0000	0.87	A	A
CE	1	979.0000	54.0000	1.03		A
CH	1	1064.0000	19.0000	1.12	A	A
CL	1	1230.0000	53.7000	1.29	W	A
CM	1	928.2000	14.0000	0.98	W	A
CM	2	1016.6000	14.2000	1.07	W	A
CM	3	1027.0000	14.6000	1.08	W	A
CW	1	859.0000	17.0000	0.90	A	A
DC	1	1150.0000	15.7000	1.21	W	A
DH	1	1060.0000	22.0000	1.12		A
EG	1	1250.0000	63.0000	1.32		A
FG	1	1210.0000	61.0000	1.27	A	A
FL	1	1051.1801	10.1100	1.11	W	A
GE	1	1020.0000	25.2000	1.07	W	A
GS	3	1100.0000	40.0000	1.16	W	A
GS	4	1130.0000	40.0000	1.19	W	A
GS	1	1130.0000	40.0000	1.19	W	A

Values for elemental Uranium are reported in micrograms/filter, g or mL pCi/g or mL =Bq x 0.027

Evaluation: A=Acceptable, W=Acceptable with Warning, N=Not Acceptable

If the evaluation system is not appropriate for the types of analyses performed in your lab, apply site specific evaluation.

QAP 53 Results by Nuclide

Matrix: WA Water Bq/L
Radionuclide: GROSS BETA

EML Value: 950.0000
EML Error: 90.0000

Labcode	Test Number	Reported Value	Reported Error	Reported EML	QAP 52 Evaluation	Evaluation
GS	2	1140.0000	40.0000	1.20	W	A
GT	1	1050.0000	130.0000	1.11	W	A
HC	1	1079.0000	51.0000	1.13	A	A
HU	2	1355.0000	170.0000	1.43		W
HU	1	1550.0000	180.0000	1.63		N
IL	1	804.1000	10.5000	0.85	A	A
IS	1	1010.0000	308.0000	1.06	A	A
IT	1	848.0000	59.0000	0.89	W	A
KA	1	953.0000	111.0000	1.00	A	A
LA	2	1020.0000	231.0000	1.07		A
LA	1	991.0000	226.0000	1.04		A
LA	3	995.0000	226.0000	1.05		A
LB	1	693.0000	21.0000	0.73	A	W
LM	1	856.4100	66.3900	0.90	A	A
LV	1	410.0000	50.0000	0.43	A	N
LW	1	907.2000	29.9000	0.95	A	A
MH	1	929.8000	3.2000	0.98	A	A
MJ	1	853.0000	90.0000	0.90	A	A
NL	1	1310.0000	137.0000	1.38	W	W
NP	1	985.8000	7.4000	1.04	A	A
NQ	1	1025.0000	92.0000	1.08	A	A
NZ	1	950.0000	100.0000	1.00		A
OC	1	870.0000	28.0000	0.92	A	A
OH	1	1024.0000	38.0000	1.08		A
OK	1	886.1500	38.0000	0.93	A	A
OT	1	1002.0000	51.0000	1.05	A	A
OU	1	610.0000	59.2000	0.64	A	W
PS	1	1067.5300	27.8500	1.12	W	A
RG	1	883.0000	34.0000	0.93		A
RI	1	1080.0000	30.2000	1.14	A	A
SA	1	967.0000	95.0000	1.02	W	A
SB	1	882.1000	25.1000	0.93	A	A
SN	1	1034.0000	106.0000	1.09	W	A
SR	1	1118.0000	114.0000	1.18	A	A
TE	1	1129.4000	16.7000	1.19	A	A

Values for elemental Uranium are reported in micrograms/filter, g or mL pCi/g or mL =Bq x 0.027

Evaluation: A=Acceptable, W=Acceptable with Warning, N=Not Acceptable

If the evaluation system is not appropriate for the types of analyses performed in your lab, apply site specific evaluation.

QAP 53 Results by Nuclide

Matrix: WA Water Bq/L
Radionuclide: GROSS BETA

EML Value: 950.0000
EML Error: 90.0000

Labcode	Test Number	Reported Value	Reported Error	Reported EML	QAP 52 Evaluation	Evaluation
TM	1	858.4000	38.1800	0.90		A
TN	1	895.9000	21.1000	0.94	A	A
TO	1	895.4200	74.8100	0.94	A	A
TQ	1	761.0000	20.0000	0.80	W	A
TW	1	733.0000	28.0000	0.77	W	A
TX	1	892.0000	30.0000	0.94	A	A
UC	1	1499.4600	69.0500	1.58	W	N
UY	1	1063.0000	50.0000	1.12	N	A
WA	1	1030.0000	70.0000	1.08	W	A
WC	1	994.0000	101.0000	1.05	W	A
WE	3	1191.0000	100.0000	1.25		A
WE	2	1098.0000	93.0000	1.16		A
WE	1	1184.0000	100.0000	1.25		A
WO	1	876.9000	349.4000	0.92	W	A
WO	2	872.0000	379.8000	0.92	W	A
WT	1	886.0000	90.0000	0.93	N	A
WV	1	1138.0000	56.4000	1.20	W	A
XZ	1	952.0000	21.0000	1.00		A
YA	1	861.9700	13.5300	0.91	A	A

Total Number Reported: 88

Values for elemental Uranium are reported in micrograms/filter, g or mL pCi/g or mL =Bq x 0.027
Evaluation: A=Acceptable, W=Acceptable with Warning, N=Not Acceptable
 If the evaluation system is not appropriate for the types of analyses performed in your lab, apply site specific evaluation.

QAP 53 Results by Nuclide

Matrix: WA Water Bq / L
Radionuclide: H3

EML Value: 91.3000
EML Error: 0.3000

Labcode	Test Number	Reported Value	Reported Error	Reported EML	QAP 52 Evaluation	Evaluation
AF	1	107.3000	17.0800	1.17	N	A
AG	1	99.0000	17.0000	1.08	A	A
AI	1	104.0000	5.0000	1.14	N	A
AM	1	92.0300	9.0900	1.01	A	A
AN	1	110.0000	2.0000	1.21	A	A
AR	1	108.9000	7.1000	1.19	A	A
AS	1	74.4400	7.7400	0.81	W	W
AT	1	102.0700	5.8600	1.12	A	A
AU	1	102.0000	14.0000	1.12	A	A
BE	1	111.4000	9.3000	1.22	W	A
BL	1	108.0000	10.0000	1.18	A	A
BN	1	112.0000	8.8900	1.23	N	A
BQ	1	430.0000	17.0000	4.71		N
BU	2	86.0000	2.0000	0.94	A	A
BU	1	84.8000	2.0000	0.93	A	A
BX	1	129.0000	25.0000	1.41	A	W
CA	1	91.3000	9.3000	1.00	A	A
CD	1	105.0000	10.0000	1.15	A	A
CE	1	223.0000	10.0000	2.44		N
CH	1	120.0000	4.8000	1.31	A	W
CL	1	89.0000	6.0000	0.98	A	A
CM	2	116.5000	2.2000	1.28	A	A
CM	3	116.2000	2.2000	1.27	A	A
CM	1	115.2000	2.2000	1.26	A	A
CU	1	105.0000	5.0000	1.15	W	A
EP	1	115.8000	3.4500	1.27	A	A
FG	1	129.2000	8.2000	1.41	A	W
FL	1	121.1200	3.3800	1.33	A	W
GC	1	107.3000		1.17	W	A
GE	1	105.0000	9.2100	1.15	A	A
GT	1	101.0000	8.8000	1.11	A	A
HC	1	100.3000	10.0000	1.10	A	A
HU	1	108.0000	8.5000	1.18		A
IS	1	94.0000	18.1000	1.03	A	A

Values for elemental Uranium are reported in micrograms/filter, g or mL pCi/g or mL =Bq x 0.027

Evaluation: A=Acceptable, W=Acceptable with Warning, N=Not Acceptable

If the evaluation system is not appropriate for the types of analyses performed in your lab, apply site specific evaluation.

QAP 53 Results by Nuclide

Matrix: WA Water Bq / L
Radionuclide: H3

EML Value: 91.3000
EML Error: 0.3000

Labcode	Test Number	Reported Value	Reported Error	Reported EML	QAP 52 Evaluation	Evaluation
IT	1	98.0000	3.4000	1.07	A	A
KA	1	118.8000	12.3000	1.30	A	A
LA	2	118.8000	24.8000	1.30	A	A
LA	3	125.4000	25.2000	1.37	A	W
LA	1	115.4000	24.4000	1.26	A	A
LB	1	88.0000	4.0000	0.96	A	A
LL	1	121.0000	9.5300	1.33	A	W
LM	1	116.4200	2.7500	1.27	A	A
LN	1	134.0000	8.0000	1.47		W
LV	1	120.0000	5.0000	1.31	W	W
LW	1	170.0000	34.0000	1.86	A	W
ME	1	128.0000	4.8000	1.40	A	W
ME	3	122.0000	4.8000	1.34	A	W
ME	2	110.0000	4.6000	1.21	A	A
MH	1	115.1000	4.2000	1.26	A	A
MI	1	122.0000	8.0000	1.34		W
MJ	1	110.0000	12.0000	1.21	A	A
ML	1	90.4000	19.8900	0.99	A	A
NA	1	112.0000	3.5000	1.23	A	A
NP	1	112.9000	6.3000	1.24	A	A
OC	1	100.0000	10.0000	1.10	A	A
OD	1	92.0000	5.0000	1.01	A	A
OK	1	105.0000	12.0000	1.15	A	A
OU	1	45.0000	13.2000	0.49	N	N
PR	1	98.9300	1.6500	1.08		A
RC	1	107.0000	6.0000	1.17	A	A
RI	1	74.4000	3.3100	0.81	W	W
SA	1	67.0000	16.0000	0.73		N
SA	2	68.0000	18.0000	0.75		W
SB	1	114.0000	8.0500	1.25	A	A
SL	1	105.0000	5.0000	1.15	A	A
SN	1	110.0000	7.0000	1.21	A	A
SR	1	114.0000	14.0000	1.25	A	A
ST	1	105.7400	6.3900	1.16	A	A
SW	1	95.8000	17.9000	1.05	A	A

Values for elemental Uranium are reported in micrograms/filter, g or mL pCi/g or mL =Bq x 0.027

Evaluation: A=Acceptable, W=Acceptable with Warning, N=Not Acceptable

If the evaluation system is not appropriate for the types of analyses performed in your lab, apply site specific evaluation.

QAP 53 Results by Nuclide

Matrix: WA Water Bq / L
Radionuclide: H3

EML Value: 91.3000
EML Error: 0.3000

Labcode	Test Number	Reported Value	Reported Error	Reported EML	QAP 52 Evaluation	Evaluation
TE	1	92.3000	8.9000	1.01	N	A
TM	1	114.1800	14.8300	1.25	W	A
TN	1	108.0000	7.0000	1.18	A	A
TO	1	95.3400	68.7000	1.04	A	A
TQ	1	131.0000	4.0000	1.43	A	W
TT	1	97.8000	8.3000	1.07	A	A
TX	1	106.0000	10.0000	1.16	A	A
UY	1	115.0000	10.0000	1.26	A	A
WA	1	107.0000	3.0000	1.17	A	A
WC	1	123.0000	26.0000	1.35	A	W
WE	1	115.0000	9.9900	1.26	N	A
WE	2	134.0000	13.7000	1.47	N	W
WO	1	101.8600	9.1000	1.12	A	A
WO	2	96.7400	9.0500	1.06	A	A
WV	1	105.9000	5.2400	1.16	A	A
XZ	1	116.0000	13.0000	1.27		A
YA	1	110.1300	2.7700	1.21	A	A

Total Number Reported: 86

Values for elemental Uranium are reported in micrograms/filter, g or mL pCi/g or mL =Bq x 0.027
Evaluation: A=Acceptable, W=Acceptable with Warning, N=Not Acceptable
 If the evaluation system is not appropriate for the types of analyses performed in your lab, apply site specific evaluation.

QAP 53 Results by Nuclide

Matrix: WA Water Bq / L
Radionuclide: PU238

EML Value: 0.7860
EML Error: 0.0110

Labcode	Test Number	Reported Value	Reported Error	Reported EML	QAP 52 Evaluation	Evaluation
AF	1	0.7400	0.0500	0.94	A	A
AG	1	0.7400	0.1000	0.94	A	A
AI	1	0.7300	0.0300	0.93	A	A
AM	1	0.6300	0.0800	0.80	N	W
AN	1	0.7700	0.0200	0.98	A	A
AR	1	0.7400	0.0900	0.94	A	A
AT	1	0.8100	0.1000	1.03	A	A
BA	1	0.8300	0.0900	1.06	W	A
BE	1	0.7900	0.0800	1.00	A	A
BL	1	0.7100	0.0700	0.90	N	A
BM	1	0.7600	0.0800	0.97	W	A
BU	1	0.7300	0.0400	0.93	A	A
BX	1	0.7200	0.0500	0.92	A	A
CH	1	0.8100	0.0400	1.03	A	A
CL	1	0.8200	0.1700	1.04	N	A
CW	1	0.7600	0.0200	0.97	A	A
EG	1	0.7300	0.0500	0.93	W	A
EP	1	0.7500	0.0600	0.95	A	A
GA	1	0.6700	0.1200	0.85	N	W
GE	1	0.7600	0.0900	0.97	N	A
GT	1	0.7600	0.1700	0.97	W	A
IN	1	0.7500	0.0100	0.95	A	A
IS	1	0.9900	0.2200	1.26	W	N
IT	1	0.7400	0.0700	0.94	A	A
LL	1	0.9500	0.0700	1.21	A	W
LW	1	0.7600	0.0800	0.97	A	A
ML	1	0.7900	0.0500	1.00	W	A
NA	1	0.6900	0.0500	0.88	A	W
NF	1	0.8200	0.0300	1.04	W	A
NL	1	0.8200	0.1000	1.04	A	A
NM	1	0.7400	0.0200	0.94	N	A
NQ	1	0.7200	0.0500	0.92	A	A
OD	1	0.7500	0.0800	0.95	A	A
OK	1	0.8500	0.0400	1.08		A

Values for elemental Uranium are reported in micrograms/filter, g or mL pCi/g or mL =Bq x 0.027

Evaluation: A=Acceptable, W=Acceptable with Warning, N=Not Acceptable

If the evaluation system is not appropriate for the types of analyses performed in your lab, apply site specific evaluation.

QAP 53 Results by Nuclide

Matrix: WA Water Bq / L
Radionuclide: PU238

EML Value: 0.7860
EML Error: 0.0110

Labcode	Test Number	Reported Value	Reported Error	Reported EML	QAP 52 Evaluation	Evaluation
OT	1	0.7600	0.0700	0.97	A	A
RI	1	0.7400	0.0500	0.94	A	A
SK	1	0.7200	0.0200	0.92	A	A
SN	1	0.7200	0.1200	0.92	A	A
SR	1	0.6600	0.1100	0.84	A	W
SW	1	1.1600	0.1200	1.48	N	N
TE	1	0.7000	0.1000	0.89	W	W
TM	1	0.7200	0.0900	0.92	A	A
TN	1	0.8000	0.0400	1.02	A	A
TO	1	0.7900	0.2800	1.00	W	A
TW	1	0.7800	0.0200	0.99		A
TX	1	0.7700	0.0200	0.98	A	A
UC	1	0.7600	0.0900	0.97	A	A
UY	1	0.7600	0.0900	0.97	A	A
WA	1	0.7000	0.0900	0.89	A	W
WC	1	0.7800	0.1600	0.99	A	A
WE	1	0.7400	0.1200	0.94	N	A
WI	1	0.8900	0.1600	1.13		W
WI	3	0.7100	0.1200	0.90		A
WI	2	0.7600	0.1300	0.97		A
XZ	1	0.8000	0.0300	1.02		A
YA	1	0.8000	0.0100	1.02	A	A

Total Number Reported: 56

Values for elemental Uranium are reported in micrograms/filter, g or mL pCi/g or mL =Bq x 0.027
Evaluation: A=Acceptable, W=Acceptable with Warning, N=Not Acceptable
 If the evaluation system is not appropriate for the types of analyses performed in your lab, apply site specific evaluation.

QAP 53 Results by Nuclide

Matrix: WA Water Bq / L
Radionuclide: PU239

EML Value: 0.5910
EML Error: 0.0210

Labcode	Test Number	Reported Value	Reported Error	Reported EML	QAP 52 Evaluation	Evaluation
AF	1	0.5700	0.0400	0.96	A	A
AG	1	0.5900	0.0800	1.00	A	A
AI	1	0.5200	0.0300	0.88	A	W
AM	1	0.5700	0.0700	0.96	N	A
AN	1	0.6000	0.0200	1.01	A	A
AR	1	0.5900	0.0800	1.00	A	A
AT	1	0.6300	0.0800	1.07	A	A
BA	1	0.5100	0.0200	0.86	W	W
BE	1	0.5900	0.0600	1.00	A	A
BL	1	0.4100	0.0500	0.69	W	N
BM	1	0.5700	0.0600	0.96	W	A
BU	1	0.5600	0.0300	0.95	A	A
BX	1	0.5800	0.0400	0.98	A	A
CH	1	0.5700	0.0300	0.96	A	A
CL	1	0.6500	0.1400	1.10	N	A
CW	1	0.5900	0.0200	1.00	A	A
EG	1	0.5700	0.0500	0.96	A	A
EP	1	0.7000	0.0600	1.18	A	W
GA	1	0.6700	0.1300	1.13	W	W
GE	1	0.5900	0.0700	1.00	W	A
GT	1	0.5500	0.1300	0.93	W	A
IN	1	0.5300	0.0300	0.90	A	W
IS	1	0.7200	0.1600	1.22	W	W
IT	1	0.6100	0.0600	1.03	A	A
KA	1	0.6300	0.0070	1.07	A	A
LL	1	0.8100	0.0600	1.37	A	N
LW	1	0.5700	0.0700	0.96	A	A
ML	1	0.5900	0.0400	1.00	W	A
NA	1	0.5900	0.0400	1.00	A	A
NF	1	0.5700	0.0200	0.96	A	A
NL	1	0.6100	0.0700	1.03	A	A
NM	1	0.5800	0.0100	0.98	N	A
NQ	1	0.5900	0.0400	1.00	A	A
OD	1	0.5500	0.0600	0.93	A	A

Values for elemental Uranium are reported in micrograms/filter, g or mL pCi/g or mL =Bq x 0.027

Evaluation: A=Acceptable, W=Acceptable with Warning, N=Not Acceptable

If the evaluation system is not appropriate for the types of analyses performed in your lab, apply site specific evaluation.

QAP 53 Results by Nuclide

Matrix: WA Water Bq / L
Radionuclide: PU239

EML Value: 0.5910
EML Error: 0.0210

Labcode	Test Number	Reported Value	Reported Error	Reported EML	QAP 52 Evaluation	Evaluation
OK	1	0.6200	0.0100	1.05		A
OT	1	0.6100	0.0600	1.03	A	A
RI	1	0.5600	0.0400	0.95	A	A
SK	1	0.5700	0.0200	0.96	A	A
SN	1	0.5800	0.1000	0.98	A	A
SR	1	0.5300	0.0800	0.90	A	W
SW	1	0.5600	0.0700	0.95	A	A
TE	1	0.6000	0.1000	1.01	A	A
TM	1	0.6000	0.0800	1.01	A	A
TN	1	0.5900	0.0300	1.00	A	A
TO	1	0.6300	0.2600	1.07	A	A
TW	1	0.5700	0.0100	0.96		A
TX	1	0.5800	0.0200	0.98	A	A
UC	1	0.5700	0.0700	0.96	W	A
UY	1	0.5700	0.0700	0.96	A	A
WA	1	0.5400	0.0700	0.91	A	A
WC	1	0.6000	0.1200	1.01	A	A
WE	1	0.5900	0.1000	1.00	N	A
WI	1	0.6800	0.1200	1.15		W
WI	2	0.5300	0.0900	0.90		W
WI	3	0.5600	0.1000	0.95		A
XZ	1	0.6000	0.0200	1.01		A
YA	1	0.5700	0.0100	0.96	A	A

Total Number Reported: 57

Values for elemental Uranium are reported in micrograms/filter, g or mL pCi/g or mL =Bq x 0.027

Evaluation: A=Acceptable, W=Acceptable with Warning, N=Not Acceptable

If the evaluation system is not appropriate for the types of analyses performed in your lab, apply site specific evaluation.

QAP 53 Results by Nuclide

Matrix: WA Water Bq / L
Radionuclide: SR90

EML Value: 4.5300
EML Error: 0.1200

Labcode	Test Number	Reported Value	Reported Error	Reported EML	QAP 52 Evaluation	Evaluation
AC	1	5.1000	0.5000	1.13		A
AF	1	5.2600	0.6100	1.16	A	A
AG	1	4.6100	0.8500	1.02	W	A
AM	1	4.8600	0.3400	1.07	N	A
AN	1	4.2000	0.0300	0.93	A	A
AR	1	4.6300	0.5100	1.02	A	A
AS	1	3.8200	0.1300	0.84	A	W
AU	1	4.3800	0.4200	0.97	A	A
BC	1	3.5400	0.3000	0.78	A	W
BE	1	4.1300	0.2500	0.91	A	A
BL	1	4.4900	0.2700	0.99	A	A
BM	1	4.6800	0.3000	1.03	A	A
BN	1	4.1500	0.1000	0.92	N	A
BU	1	3.9000	0.4000	0.86	W	A
BX	1	3.7000	0.3200	0.82	A	W
CB	1	4.5200	0.1800	1.00	A	A
CB	2	4.8600	0.1800	1.07	A	A
CE	1	4.3000	0.2900	0.95		A
CH	1	4.8700	0.1700	1.08	A	A
CL	1	4.1000	0.3000	0.90	N	A
CU	1	3.9000	0.3000	0.86		A
EG	1	4.8000	0.6000	1.06	W	A
EM	1	5.7700		1.27	W	W
GA	1	4.3300	0.2700	0.96	A	A
GC	1	4.2800		0.94	A	A
GE	1	3.6000	0.1900	0.80	A	W
GT	1	4.5000	0.8100	0.99	A	A
IN	1	4.3000	0.3000	0.95		A
IS	1	3.4800	0.7400	0.77	A	W
IT	1	3.5000	0.5000	0.77	A	W
KA	1	4.8200	0.6600	1.06	A	A
MH	1	4.1100	0.3000	0.91	A	A
MJ	1	5.7300	0.2000	1.26	A	W
NA	1	3.9000	0.9000	0.86	W	A

Values for elemental Uranium are reported in micrograms/filter, g or mL pCi/g or mL =Bq x 0.027

Evaluation: A=Acceptable, W=Acceptable with Warning, N=Not Acceptable

If the evaluation system is not appropriate for the types of analyses performed in your lab, apply site specific evaluation.

QAP 53 Results by Nuclide

Matrix: WA Water Bq / L
Radionuclide: SR90

EML Value: 4.5300
EML Error: 0.1200

Labcode	Test Number	Reported Value	Reported Error	Reported EML	QAP 52 Evaluation	Evaluation
NM	1	5.8900	0.8500	1.30	A	W
NZ	1	3.4000	0.3000	0.75	W	W
OC	1	4.7000	0.4000	1.04	A	A
OD	1	4.7500	0.9900	1.05	A	A
OH	1	4.5400	0.5100	1.00		A
OT	1	4.6000	0.4000	1.01	A	A
RI	1	4.8300	0.2000	1.07	A	A
SN	1	0.1000	0.0080	0.02	W	N
SR	1	4.2400	0.9100	0.94	A	A
TE	1	4.6000	0.4000	1.01	W	A
TM	1	5.4400	0.7700	1.20	A	W
TN	1	4.9300	0.2900	1.09	A	A
TO	1	5.0300	0.9000	1.11	A	A
TQ	1	4.3100	0.1700	0.95	W	A
TX	1	4.5500	0.7800	1.00	A	A
UY	1	4.0700	0.2200	0.90	A	A
WA	1	4.7000	0.6000	1.04	A	A
WC	1	5.5400	0.8200	1.22	A	W
WE	2	4.7700	0.3800	1.05	N	A
WE	1	4.7700	0.3800	1.05	N	A
WI	1	3.7800	0.2300	0.83	W	W
WI	2	3.8100	0.2300	0.84	W	W
WI	3	3.7200	0.2300	0.82	W	W
WO	1	4.9300	0.5800	1.09	A	A
WO	2	4.7300	0.6000	1.04	A	A
WV	1	4.5400	0.2500	1.00	A	A
XZ	1	4.7000	0.3000	1.04		A
YA	1	4.4600	0.2200	0.99	A	A

Total Number Reported: 62

Values for elemental Uranium are reported in micrograms/filter, g or mL pCi/g or mL =Bq x 0.027

Evaluation: A=Acceptable, W=Acceptable with Warning, N=Not Acceptable

If the evaluation system is not appropriate for the types of analyses performed in your lab, apply site specific evaluation.

QAP 53 Results by Nuclide

Matrix: WA Water Bq / L
Radionuclide: U UG

EML Value: 0.0304
EML Error: 0.0010

Labcode	Test Number	Reported Value	Reported Error	Reported EML	QAP 52 Evaluation	Evaluation
AG	1	0.0200	0.0038	0.66	A	N
AR	1	0.0200	0.0010	0.66	W	N
BE	1	0.0200	0.0100	0.66	A	N
BL	1	0.0200	0.0010	0.66	A	N
BQ	1	0.0300	0.0020	0.99	A	A
BU	1	0.0200	0.0040	0.66	A	N
CA	1	0.0300	0.0030	0.99	A	A
CB	3	0.0200	0.0020	0.66	A	N
CB	1	0.0200	0.0020	0.66	A	N
CB	2	0.0200	0.0020	0.66	A	N
CH	1	0.0300	0.0005	0.99	A	A
CL	1	0.0300	0.0010	0.99		A
FE	1	0.0300	0.0020	0.99		A
GA	1	0.0200	0.0050	0.66	A	N
GE	1	0.0200	0.0014	0.66	A	N
HT	1	0.0300	0.0030	0.99	A	A
IS	1	0.0200	0.0030	0.66	A	N
IT	1	0.0300	0.0020	0.99	A	A
KA	1	0.0200	0.0006	0.66	A	N
LA	1	0.0300	0.0100	0.99	A	A
LA	2	0.0300	0.0100	0.99	A	A
LA	3	0.0300	0.0100	0.99	A	A
NL	1	0.0200	0.0035	0.66	A	N
OU	1	0.0300	0.0003	0.99	A	A
RI	3	0.0200	0.0012	0.66	A	N
RI	2	0.0200	0.0012	0.66	A	N
RI	1	0.0200	0.0014	0.66	A	N
RM	1	0.0290	0.0020	0.95	A	A
SA	1	0.0200	0.0015	0.66	A	N
TI	1	0.0100	0.0010	0.33	A	N
TM	1	0.0200	0.0030	0.66	N	N
TN	1	0.0200	0.0040	0.66	A	N
TO	1	0.0200	0.0096	0.66	N	N
UP	1	0.0200	0.0030	0.66	A	N

Values for elemental Uranium are reported in micrograms/filter, g or mL pCi/g or mL =Bq x 0.027

Evaluation: A=Acceptable, W=Acceptable with Warning, N=Not Acceptable

If the evaluation system is not appropriate for the types of analyses performed in your lab, apply site specific evaluation.

QAP 53 Results by Nuclide

Matrix: WA Water Bq / L
Radionuclide: U UG

EML Value: 0.0304
EML Error: 0.0010

Labcode	Test Number	Reported Value	Reported Error	<u>Reported EML</u>	QAP 52 Evaluation	Evaluation
XZ	1	0.0200	0.0010	0.66		N
YA	1	0.0400	0.0005	1.32		N
YP	1	0.0200	0.0004	0.66	A	N

Total Number Reported: 37

Values for elemental Uranium are reported in micrograms/filter, g or mL pCi/g or mL =Bq x 0.027
Evaluation: A=Acceptable, W=Acceptable with Warning, N=Not Acceptable
If the evaluation system is not appropriate for the types of analyses performed in your lab, apply site specific evaluation.

QAP 53 Results by Nuclide

Matrix: WA Water Bq / L
Radionuclide: U234

EML Value: 0.4810
EML Error: 0.0230

Labcode	Test Number	Reported Value	Reported Error	Reported EML	QAP 52 Evaluation	Evaluation
AF	1	0.4400	0.0400	0.92	W	A
AG	1	0.4800	0.0700	1.00	A	A
AI	1	0.3900	0.0300	0.81		W
AM	1	0.5000	0.0500	1.04	N	A
AN	1	0.4600	0.0100	0.96	A	A
AR	1	0.4400	0.0700	0.92	W	A
AT	1	0.4200	0.0600	0.87	A	W
AU	1	0.4200	0.0700	0.87	A	W
BC	1	0.5200	0.0400	1.08	A	A
BE	1	0.4400	0.0600	0.92	A	A
BL	1	0.3000	0.0010	0.62	A	N
BM	1	0.4300	0.0500	0.89	A	W
BU	1	0.4700	0.0500	0.98	A	A
BX	1	0.4800	0.0400	1.00	W	A
CH	1	0.4300	0.0200	0.89	A	W
CL	1	0.3400	0.0500	0.71	A	N
CW	1	0.1600	0.0060	0.33	A	N
EG	1	0.4000	0.0300	0.83	A	W
FE	1	0.5300	0.0400	1.10		A
GA	1	0.4400	0.0600	0.92	A	A
GE	1	0.3900	0.0400	0.81	A	W
HT	1	0.4500	0.0500	0.94	A	A
IN	1	0.4500	0.0200	0.94	A	A
IS	1	0.5400	0.1200	1.12	N	A
IT	1	0.4300	0.0500	0.89	A	W
LB	1	0.4900	0.0900	1.02		A
LW	1	0.4500	0.0600	0.94	A	A
MH	1	0.3900	0.0400	0.81	A	W
ML	1	0.4600	0.0300	0.96	A	A
NF	1	0.4700	0.0200	0.98	A	A
NL	1	0.4400	0.0500	0.92	A	A
NQ	1	0.4300	0.0300	0.89	A	W
OD	1	0.4400	0.0400	0.92	A	A
OK	1	0.4200	0.0040	0.87		W

Values for elemental Uranium are reported in micrograms/filter, g or mL pCi/g or mL =Bq x 0.027

Evaluation: A=Acceptable, W=Acceptable with Warning, N=Not Acceptable

If the evaluation system is not appropriate for the types of analyses performed in your lab, apply site specific evaluation.

QAP 53 Results by Nuclide

Matrix: WA Water Bq / L
Radionuclide: U234

EML Value: 0.4810
EML Error: 0.0230

Labcode	Test Number	Reported Value	Reported Error	Reported EML	QAP 52 Evaluation	Evaluation
RM	1	0.4400	0.0700	0.92		A
SR	1	0.3600	0.0600	0.75	A	N
TI	1	0.3900	0.1200	0.81		W
TM	1	0.5500	0.0700	1.14		A
TN	1	0.4300	0.0200	0.89	A	W
TO	1	0.5700	0.2100	1.18	W	A
TW	1	0.4500	0.0100	0.94	N	A
TX	1	0.4500	0.0100	0.94	A	A
WA	1	0.4400	0.0700	0.92	A	A
WC	1	0.4700	0.1000	0.98	A	A
WE	1	0.5000	0.0800	1.04	N	A

Total Number Reported: 45

Values for elemental Uranium are reported in micrograms/filter, g or mL pCi/g or mL =Bq x 0.027
Evaluation: A=Acceptable, W=Acceptable with Warning, N=Not Acceptable
 If the evaluation system is not appropriate for the types of analyses performed in your lab, apply site specific evaluation.

QAP 53 Results by Nuclide

Matrix: WA Water Bq / L
Radionuclide: U238

EML Value: 0.3680
EML Error: 0.0120

Labcode	Test Number	Reported Value	Reported Error	Reported EML	QAP 52 Evaluation	Evaluation
AF	1	0.3500	0.0400	0.95	A	A
AG	1	0.3500	0.0600	0.95	A	A
AI	1	0.3000	0.0200	0.81		W
AM	1	0.4400	0.0400	1.20	N	W
AN	1	0.3600	0.0200	0.98	A	A
AR	1	0.3500	0.0500	0.95	N	A
AT	1	0.3300	0.0500	0.90	A	W
AU	1	0.3800	0.0700	1.03	A	A
BC	1	0.4300	0.0400	1.17	N	A
BE	1	0.3400	0.0500	0.92	A	A
BL	1	0.3000	0.0010	0.81	A	W
BM	1	0.3300	0.0400	0.90	A	W
BU	1	0.3500	0.0300	0.95	A	A
BX	1	0.3800	0.0400	1.03	W	A
CH	1	0.3600	0.0200	0.98	A	A
CL	1	0.3100	0.0500	0.84	A	W
CW	1	0.1600	0.0060	0.44	A	N
EG	1	0.3100	0.0300	0.84	W	W
FE	1	0.4200	0.0400	1.14		A
GA	1	0.3600	0.0500	0.98	A	A
GE	1	0.3200	0.0400	0.87	A	W
GT	1	0.3900	0.0900	1.06	A	A
HT	1	0.4600	0.0500	1.25	A	W
IN	1	0.3400	0.0300	0.92	A	A
IS	1	0.4500	0.1100	1.22	A	W
IT	1	0.3300	0.0400	0.90	W	W
LB	1	0.4800	0.0800	1.30		N
LW	1	0.3900	0.0600	1.06	A	A
MH	1	0.3100	0.0300	0.84	A	W
ML	1	0.3500	0.0300	0.95	A	A
NF	1	0.3600	0.0100	0.98	A	A
NL	1	0.3400	0.0400	0.92	A	A
NQ	1	0.3300	0.0200	0.90	A	W
OD	1	0.3400	0.0300	0.92	A	A

Values for elemental Uranium are reported in micrograms/filter, g or mL pCi/g or mL =Bq x 0.027

Evaluation: A=Acceptable, W=Acceptable with Warning, N=Not Acceptable

If the evaluation system is not appropriate for the types of analyses performed in your lab, apply site specific evaluation.

QAP 53 Results by Nuclide

Matrix: WA Water Bq / L
Radionuclide: U238

EML Value: 0.3680
EML Error: 0.0120

Labcode	Test Number	Reported Value	Reported Error	Reported EML	QAP 52 Evaluation	Evaluation
OK	1	0.3300	0.0040	0.90		W
RM	1	0.3700	0.0600	1.00		A
SR	1	0.2900	0.0500	0.79	A	N
SW	1	0.0200		0.05	N	N
TI	1	0.3200	0.1000	0.87		W
TM	1	0.3400	0.0500	0.92		A
TN	1	0.3200	0.0200	0.87	A	W
TO	1	0.4700	0.1700	1.28	W	W
TW	1	0.3400	0.0100	0.92	N	A
TX	1	0.3700	0.0080	1.00	A	A
WA	1	0.3500	0.0600	0.95	W	A
WC	1	0.3400	0.0700	0.92	A	A
WE	1	0.3600	0.0600	0.98	N	A

Total Number Reported: 47

Values for elemental Uranium are reported in micrograms/filter, g or mL pCi/g or mL =Bq x 0.027
Evaluation: A=Acceptable, W=Acceptable with Warning, N=Not Acceptable
 If the evaluation system is not appropriate for the types of analyses performed in your lab, apply site specific evaluation.

Participating Laboratories in EML QAP 53**Laboratories Reporting Data**

Code	Laboratory Name
AC	Analytical Chemistry Laboratory, Argonne National Lab
AF	Air Force Analytical Lab, Brooks AFB
AG	Paragon Analytics, Inc, Fort Collins, CO
AI	Nuclear Technology Services, Inc., Roswell, GA
AM	American Radiation Services, Inc., Baton Rouge
AN	Argonne National Laboratory
AR	Accu-Labs Research Inc., Golden, CO
AS	USACHPPM, Aberdeen Proving Ground, MD
AT	ATL International inc., Germantown, MD
AU	ORISE RSAT/ESSAP, Oak Ridge
AW	Argonne West National Lab
BA	Bettis Atomic Power Lab, West Mifflin, PA
BC	BWX Technologies, Inc, Naval Nuclear Fuel Division, Lynchburg, VA
BE	RUST Geotech, Grand Junction, CO
BL	Barringer Laboratories Inc., Golden, CO
BM	Battelle Memorial Institute, Columbus, OH
BN	Brookhaven National Laboratory, Upton, NY
BQ	Becquerel Laboratories Inc., Mississauga, Ontario, Canada
BU	Autoridad Regulatoria, Buenos Aires, Argentina
BX	B&W Nuclear Envir. Services, Lynchburg, VA
CA	Atomic Energy Control Board, Ottawa, Canada
CB	Radiation Protection Bureau, Ontario, Canada
CD	Gentilly-2 Nuclear Power Plant, Quebec Canada
CF	Freshwater Institute Radiochemistry Winnipeg, Manitoba, Canada
CH	California State Dept. Health Serv., Sanitation & Radiation Laboratory
CL	Core Laboratories, Casper, WY
CM	Metropolitan Water Reclamation District of Greater Chicago
CO	Bedford Institute of Oceanography, Dartmouth, Nova Scotia, Canada
CS	Rocketdyne Propulsion & Power, Canoga Park, CA
CW	Carlsbad Environmental Monitoring Research Center, NM
DC	Datachem Laboratories, Salt Lake City
DH	Duke Engineering Services Hanford
EC	Envirocare of Utah
EG	LMITCO/INEL, Scoville
EM	3M, Empore Disks, St. Paul, MN
EP	US EPA, Las Vegas
FE	Fernald WPRAP Field Office, Ohio
FG	FGL Environmental, Santa Paula, CA
FJ	The University of the South Pacific, Fiji Islands
FL	Florida Dept of Health & Rehab. Serv., Orlando
FM	Florida Mobile Emergency Radiological Laboratory, Orlando
FR	CEA/DAM - SPR/B3
FS	Florida State University, Tallahassee
GA	Lockheed Martin, Pikton, OH
GC	Georgia Power Company Environmental Lab
GD	GTS Duratek, Oak Ridge, TN
GE	General Engineering Labs, Charleston, SC
GS	USGS/NWQL, Arvada, CO
GT	Georgia Institute of Technology
HT	Technical University, Budapest, Hungary
HU	Water Resources Research Centre (VITUKI), Hungary

Participating Laboratories in EML QAP 53**Laboratories Reporting Data**

Code	Laboratory Name
ID	Institute of Radiation Protection and Dosimetry, IRD/ CNEN, Brazil
IL	ISU Environmental Monitoring Program, Pocatello, ID
IN	Lockheed Martin Idaho Technical Corp., Analytical Laboratory
IS	Severn Trent St. Louis
IT	Severn Trent- Richland Laboratory
JL	Jefferson Lab, Newport News, VA
KA	Knolls Atomic Power Lab, Schenectady
KR	Korea Atomic Energy Research Institute
LA	Los Alamos National Laboratory, NM
LB	Lawrence Berkeley Lab UCB
LL	LLNL Chemistry and Material Science/Environmental
LM	American Radiation Services of New Mexico, Los Alamos
LN	Los Alamos National Lab, ES&H
LV	UNLV, Dept of Health Physics
LW	Lawrence Livermore National Lab, Waste
ME	Radiation Control Program, Jamaica Plain, MA
MH	Maine Health & Environmental Testing Laboratory
MI	Massachusetts Institute of Technology
MJ	Mississippi State Department of Health, Jackson
ML	Babcock & Wilcox of Ohio, Mound, Miamisburg, Ohio
MS	Manufacturing Sciences Corporation, Oak Ridge
NA	US EPA NAREL, Montgomery, AL
NF	Nuclear Fuel Services, Erwin, TN
NL	Fluor Daniel Fernald, Inc., Ohio
NM	Environmental Evaluation Group, Carlsbad, NM
NP	JAF Environmental Laboratory, New York Power Authority
NQ	New Mexico Department of Health, Albuquerque
NR	Naval Reactors Facility Chemistry, Scoville, ID
NZ	National Radiation Laboratory, New Zealand
OC	Radiation Protection Service Laboratory, Ontario, Canada
OD	ORNL, Radiobioassay Lab
OH	Ohio Dept Of Health Laboratory, Columbus
OK	Southwest Laboratory of Oklahoma
OS	Oregon Health Division Radiation Controls Section, Portland
OT	ORNL Radioactive Material Analysis Lab
OU	Outreach Laboratory, Broken Arrow, OK
PK	Pakistan Institute of Nuclear Science & Technology
PO	Institute of Oceanology PAN, Poland
PR	Princeton Plasma Physics Lab
PS	PA-DEP Bureau of Radiation Protection, Harrisburg
RA	V. G. Khlopin Radium Institute, St. Petersburg, Russia
RC	US NRC Region I Laboratory, PA
RG	Thermo Nutech Rocky Flats Plant, Golden
RI	Waste Management Services of Hanford, Inc., 222S Lab
RK	Rock Island Arsenal, Illinois
SA	Sandia Labs Radioactive Sample Diag. Prog., NM
SB	SC Dept. of Health and Environment Control Radiological Lab
SE	Defence Research Establishment of Sweden (FOA)
SI	Jozef Stefan Institute, Slovenia
SK	Savannah River Plant
SL	Stanford Linear Accelerator Center

Participating Laboratories in EML QAP 53

Laboratories Reporting Data

Code	Laboratory Name
SN	Sanford Cohen Associates, Inc., Montgomery, AL
SR	Savannah River Environmental Laboratory
ST	SC DHEC, Aiken, South Carolina
SW	Southwest Research Institute, San Antonio, TX
TE	Teledyne Isotopes Midwest Lab, Northbrook, IL
TI	Teledyne Brown Engineering Environmental Services, Westwood, NJ
TK	Kevin Wright, Kingston, TN
TM	Thermo NUTech Albuquerque Lab, NM
TN	Thermo NUTech, Richmond, CA
TO	Thermo NUTech Oak Ridge Laboratory
TP	Taiwan Power Company, Taipei, Taiwan
TQ	Institute of Nuclear Energy Research, Taiwan
TR	University of Istanbul, Turkey
TT	Tracer Technologies International, Inc., Cleveland
TW	Taiwan Radiation Monitoring Center
TX	Texas Dept. of Health/Laboratories, Austin
UC	United States Enrichment Corporation, Paducah, KY
UP	Lockheed Martin Energy Systems, Y-12 Plant, Oak Ridge
US	Interstate Nuclear Services, Springfield, MO
UY	Lockheed Martin Energy Systems, Y-12 Plant, Oak Ridge
WA	Environmental Radiation Lab, Off. of Public Health Labs. Seattle
WC	Waste Management Federal Services of Hanford
WE	Westinghouse Electric Corp., Madison, PA
WI	WIPP Site, Westinghouse Electric Corp.
WN	State Health Radiation Protection Section, Madison, WI
WO	Wisconsin State Lab of Hygiene
WT	Waste Stream Technology, Buffalo, NY
WV	West Valley Nuclear Services Co, Inc, NY
WW	West Valley Radiation Protection
XZ	Pacific Northwest National Laboratory
YA	Duke Engineering & Sciences Environmental Lab, Westboro, MA
YP	US Army Proving Ground, Yuma, AZ
YU	Institute of Occupational and Radiological Health, Serbia
CU	Universite Laval, Quebec, Canada
RM	RMI Environmental Services, Ashtabula, Ohio
AB	Accura Analytical, Norcross, GA
CE	Environmental Monitoring Laboratory, New Brunswick, Canada
CN	China Institute for Radiation Protection
WY	Wayne Interim Storage Site, NJ
HC	Lawrence Livermore Laboratory, California

Total Reporting Labs: 142

Participating Laboratories in EML QAP 53**Laboratories NOT Reporting Data**

Code	Laboratory Name
AP	Aberdeen Proving Ground, Aberdeen, MD
BP	Battelle Pacific Northwest National Laboratory
BR	US Army Research Laboratory, Aberdeen Proving Ground
BS	B&W Nuclear Envir. Services, Leechburg, PA
CR	Laboratorio de Fisica Nuclear Aplicada, Costa Rica
EL	Energy Laboratories, Inc., Casper, WY
FN	Fermi Lab, Batavia, IL
GP	GPU Nuclear, Inc., Harrisburg, PA
GS	USGS/NWQL, Arvada, CO
GT	Georgia Institute of Technology
IA	Bhabha Atomic Research Centre, India
JE	Jacobs Engineering, Oak Ridge, TN
KO	Korea Institute of Nuclear Safety
ND	Dept. of Environmental Health and Safety, NC State University
NJ	NJ Department of Health and Senior Services
NS	State Lab of Public Health, North Carolina
NW	Naval Reasearch Lab, Washington,DC
OB	OBG Laboratories, East Syracuse, NY
PA	BWXT Pantex, Amarillo, TX
RE	Bechtel Nevada, Mercury, NV
RL	Bechtel Hanford-Radiological Counting Facility
SH	Savannah River Ecology Lab
SY	Syrian Arab Republic Atomic Energy Commission
TU	Texas A&M University, Dept of Nuclear Engineering
TY	Scientific Production Association, Russia
UC	United States Enrichment Corporation, Paducah, KY
UK	Lockheed Martin Energy Systems, Oak Ridge
WP	Washington Public Power Supply System, Richland
WS	Weldon Springs Site, St Charles, MO
RF	Rocky Flats Environmental Tech Site, Colorado
DP	Duke Power Co., Huntersville, NC
KN	Kori Nuclear Station, Pusan, Korea
MX	Laboratory of Radiochimica CREN-U of Zacatecas, Mexico
NT	New World Technology, Livermore, CA

Total Non-Reporting Labs: 34