

Sandia National Laboratories
Waste Isolation Pilot Plant



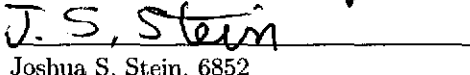


Technical Memorandum:
Hydrogen Gas As Surrogate for Waste-Generated Gas
Physical Properties in BRAGFLO

Task Number 1.4.1.2

ERMS # 532900

Date: December 15, 2003

Document Version 1.0

Author:	 Joseph Kanney, 6821	Date: 12/15/03
Technical Review:	 Laurente Brush, 6822 L.H. Brush for	Date: 12/15/03
Technical Review:	 Joshua S. Stein, 6852	Date: 12/15/03
QA Review:	 Mario Chavez, 6820	Date: 12/15/03
Management Review:	 Paul E. Shoemaker, Manager 6820	Date: 12/15/03

WIPP:1.4.1.2:PA:QA-L:DPRP1:530218

Information Only

Contents

Table of Contents	2
List of Figures	3
List of Tables	3
1 Introduction	4
1.1 Objective	4
1.2 Analysis Overview	4
2 Background	4
3 Approach	6
4 Results	6
5 Conclusions	9
References	10
Appendices:	12
A. supertrapp Input and Output Files	12
B. supertrapp Code Verification	28
B.1 Code Description	29
B.2 Verification Procedure	30
B.3 Verification Results and Conclusions	31
B.4 Input Files, User Interaction, and Output Files for supertrapp Verification	36
B.4.1H ₂	36
B.4.2Carbon Dioxide	41
B.4.3CH ₄	46
B.4.4Natural Gas	51

List of Figures

1	Predicted Compressibility (Z) and Viscosity (η) at $T = 300K$	9
---	--	---

List of Tables

1	Predicted Compressibility and Viscosity of H_2-CO_2 Mixtures at 300K	7
2	Predicted Compressibility and Viscosity of H_2-CH_4 Mixtures at 300K	8
3	Summary of supertrapp Verification Tests	30
4	Atomic and Molecular Data Used in supertrapp Verification	31
5	supertrapp Results Compared with Literature Values: H_2	33
6	supertrapp Results Compared with Literature Values: CO_2	33
7	supertrapp Results Compared with Literature Values: CH_4	34
8	supertrapp Results Compared with Literature Values: Natural Gas Mixture	34

1 Introduction

Sandia National Laboratories (SNL) has performed an impact assessment to determine the effects of supercompacted waste and heterogeneous waste emplacement on repository performance at the Waste Isolation Pilot Plant (WIPP) [9]. This impact assessment addressed the performance of supercompacted waste processed by the Idaho National Engineering and Environmental Laboratory's (INEEL) Advanced Mixed Waste Treatment Project (AMWTP). The results of the impact assessment were submitted to the US Environmental Protection Agency (EPA) by the Department of Energy (DOE) in order to obtain regulatory approval for disposal at WIPP of supercompacted AMWTP waste.

EPA's initial review [7] of the AMWTP impact assessment identified the gas properties used in the `bragflo` code as one area where additional information is required in order for EPA to properly evaluate the impact of supercompacted waste on the WIPP disposal system. The `bragflo` code implements a gas generation model in which the gas phase is assigned the properties of hydrogen (H_2). EPA has requested information on the sensitivity of the results to the use of H_2 as a surrogate for carbon dioxide (CO_2) and methane (CH_4) because methanogenesis is now thought to be an important gas generation process.

1.1 Objective

The work presented here provides additional information requested by the EPA regarding the use of H_2 as a surrogate for waste-generated gas in the `bragflo` calculations for the AMWTP supercompacted waste impact assessment.

1.2 Analysis Overview

The question of using H_2 as surrogate for waste-generated gas was addressed in Appendix MASS of the 1996 WIPP Compliance Certification Application (CCA) [6]. The analysis presented there compared the effects of variation in gas viscosity and compressibility on repository pressures and flow rates for H_2 - CO_2 mixtures. This analysis extends that of the CCA to include H_2 - CH_4 mixtures.

2 Background

Gas may be generated in the repository via several mechanisms. H_2 gas may be produced by the corrosion of steel in the repository by water or brine [14]. Microbial processes such as denitrification, sulfate reduction, fermentation and methanogenesis may also occur, producing nitrogen (N_2), H_2 , hydrogen sulfide (H_2S), CO_2 and CH_4 [3]. If microbial degradation occurs, a significant amount of CO_2 and CH_4 may be generated by microbial degradation of cellulose and, perhaps, plastics and rubbers in the waste [6]. Since almost all of the CO_2 produced will react with the magnesium oxide (MgO) backfill and cementous

materials to form hydromagnesite ($Mg_5(CO_3)_4(OH)_2 \cdot 4H_2O$) and calcium carbonate ($CaCO_3$), the CO_2 fugacity in the repository is expected to be very low [6].

An analysis of the effects on repository pressures and flow velocities of using H_2 instead of an H_2-CO_2 mixture as the gas in braggflo was presented in Appendix MASS of the 1996 WIPP Compliance Certification Application (CCA) [6]. The CCA analysis considered saturated radial flow of a nonideal gas as described by the following formulation often used in the petroleum reservoir engineering literature [1]

$$q_b = 1.988 \times 10^{-5} \left[\frac{T_b z_b}{P_b} \frac{kh (P_e^2 - P_w^2)}{\eta_{avg} z_{avg} \log \left(\frac{r_e}{r_w} \right)} \right] \quad (1)$$

where:

- b = quantity at base or reference condition for gas
- e = quantity at external boundary (repository)
- w = quantity at internal boundary (wellbore)
- avg = quantity averaged between internal and external boundaries
- q = gas flow rate (cubic feet per day)
- T = temperature (K)
- P = pressure (PSIA)
- k = permeability (millidarcys)
- h = height (feet)
- η = viscosity (centipoise)
- z = compressibility factor (dimensionless)
- r = radial distance from center of wellbore (consistent units)

The effects on gas flow rate of varying viscosity or compressibility are easily deduced from Eq. (1). The flow rate is inversely related to viscosity and to compressibility. So increasing the viscosity by a factor of two should reduce the velocity by a factor of two. Similarly, reducing the compressibility factor will increase the gas flow rate.

The effects on repository pressure can be obtained by rearranging Eq. (1) as follows

$$P_e^2 - P_w^2 = \frac{q_b}{1.988 \times 10^{-5}} \left[\frac{P_b}{T_b z_b} \frac{\eta_{avg} z_{avg} \log \left(\frac{r_e}{r_w} \right)}{kh} \right] \quad (2)$$

In this form, one can observe that the square of repository pressure is directly proportional to both viscosity and compressibility.

The CCA Appendix MASS analysis computed viscosity and compressibility factors for a range of H_2-CO_2 mixtures using the supertrapp thermophysical properties database [10]. CH_4 was not included in the analysis because it was assumed that the properties of CH_4 would be similar to that of CO_2 . The supertrapp code was used to calculate gas viscosity and compressibility factor at pressures of 7 MPa and 15 Mpa for a range of gas compositions. Results

of the `supertrapp` modeling showed that for a gas mixture consisting of equal parts H_2 and CO_2 , at 15 Mpa, the viscosity would increase by a factor of approximately 2.3 compared to the viscosity of pure H_2 . The compressibility factor would decrease by a factor of approximately 0.9. This means that the flow rate predicted by Eq. (1) would be half of that for pure H_2 while the square of the repository pressure would approximately double. Since the rock permeability, k , was expected to vary by four orders of magnitude, the CCA Appendix MASS analysis drew the conclusion that the potential factor of two variability in the square of repository pressure introduced by using pure H_2 properties in `bragflo` was not significant.

3 Approach

The approach used in this analysis is to repeat the calculations presented in CCA Appendix MASS, but include results for a range of H_2 - CH_4 mixtures to determine if increased CH_4 production will change any of the conclusions drawn regarding the use of H_2 gas as a surrogate for waste-generated gas physical properties.

As in the CCA Appendix MASS calculations, the National Institute of Standards and Technology (NIST) Thermophysical Properties of Hydrocarbon Mixtures Database (`supertrapp`) is used to compute viscosity and compressibility factor for the gas mixtures.

Compressibility factor and viscosity of H_2 - CO_2 and H_2 - CH_4 mixtures are computed over a wide range of compositions. Calculations are performed at 300K for pressures of 7 MPa and 15 MPa. Eqs. (1)-(2) are used to estimate the effect that variability in compressibility and viscosity may have on repository pressures and flow rates.

Version 3.1 of the `supertrapp` database was used for these calculations. The calculations were performed on a PC workstation running the Windows XP operating system, Version 5.1.2600. Input files, recorded user interaction with the database, and output files for the `supertrapp` calculations are included in Appendix A.

Use of `supertrapp` database is treated as a routine calculation under Nuclear Waste Management Procedure (NWMP) NP 9-1 [4]. Comparisons of `supertrapp` results with experimental data and correlations reported in the scientific literature are used to verify the database for the purpose of these calculations. The verification procedure and results are detailed in Appendix B.

4 Results

Results of the `supertrapp` calculations for the H_2 - CO_2 and H_2 - CH_4 mixtures are shown in Tables 1 and 2, respectively. The results for both mixtures are summarized in Figure 1.

The results for the H₂-CO₂ mixtures are similar to the results shown in CCA Appendix MASS. At T=300K and P=15 Mpa, the viscosity of a 50% H₂ mole fraction H₂-CO₂ mixture is approximately 2.6 times higher than that of pure H₂ while the compressibility differs by a factor of about 0.9. Inserting these factors into Eqs. (1)-(2) indicates that the repository gas flow rate for the H₂-CO₂ mixture might be as much as 2.3 times slower than that for pure H₂ while the square of repository pressure might be up to 2.3 times higher.

It should be noted here that the `bragflo` code includes a pressure-induced fracture model [13] which will limit pressure increases in the repository. For example, at high repository pressures, the factor of 2.3 pressure increase predicted by the simplified radial flow model is unlikely to be seen in the `bragflo` results since fracturing will lead to increased permeability, effectively limiting pressure increases.

`supertrapp` results for the H₂-CH₄ mixtures show that excursions in velocity and pressure from the H₂ values are less than that observed for the H₂-CH₄ mixtures. At T=300K and P=15 Mpa, the viscosity of a 50% H₂ mole fraction H₂-CH₄ mixture is approximately 1.6 times higher than that of pure H₂ while the compressibility differs by a factor of about 0.94. Inserting these factors into Eqs. (1)-(2) indicates that the repository gas flow rate for the H₂-CH₄ mixture might about 1.5 times slower than that for pure H₂ while the square of repository pressure might be approximately 1.5 times higher.

Table 1: Predicted Compressibility and Viscosity of H₂-CO₂ Mixtures at 300K

χ_{H_2} (-)	$P = 7 \text{ MPa}$				$P = 15 \text{ MPa}$			
	Z (-)	Z/Z_{H_2} (-)	η ($\mu\text{Pa s}$)	η/η_{H_2} (-)	Z (-)	Z/Z_{H_2} (-)	η ($\mu\text{Pa s}$)	η/η_{H_2} (-)
1.00	1.0655	1.0000	8.8860	1.0000	1.1335	1.0000	8.8860	1.0000
0.90	1.0659	1.0004	14.9953	1.6875	1.1358	1.0020	14.7648	1.6616
0.80	1.0612	0.9960	18.2596	2.0549	1.1291	0.9961	18.0631	2.0328
0.70	1.0498	0.9853	20.3486	2.2900	1.1103	0.9795	20.7417	2.3342
0.60	1.0308	0.9675	21.5629	2.4266	1.0775	0.9506	22.3739	2.5179
0.50	1.0035	0.9419	21.9005	2.4646	1.0288	0.9076	23.2925	2.6213
0.40	0.9655	0.9062	21.6284	2.4340	0.9586	0.8457	23.8523	2.6843
0.30	0.9139	0.8577	20.9860	2.3617	0.8581	0.7570	24.5776	2.7659
0.20	0.8420	0.7903	20.1960	2.2728	<i>ng</i>	<i>ng</i>	<i>ng</i>	<i>ng</i>
0.10	0.7280	0.6833	19.6289	2.2090	<i>ng</i>	<i>ng</i>	<i>ng</i>	<i>ng</i>

ng = mixture not a gas at this composition and pressure

χ = mole fraction

Z = compressibility factor

η = viscosity

Table 2: Predicted Compressibility and Viscosity of H₂-CH₄ Mixtures at 300K

χ_{H_2}	$P = 7 \text{ MPa}$				$P = 15 \text{ MPa}$			
	Z	Z/Z_{H_2}	$\eta (\mu\text{Pa s})$	η/η_{H_2}	Z	Z/Z_{H_2}	$\eta (\mu\text{Pa s})$	η/η_{H_2}
1.00	1.0655	1.0000	8.8860	1.0000	1.1335	1.0000	8.8860	1.0000
0.90	1.0648	0.9993	10.5975	1.1926	1.1341	1.0005	10.5277	1.1848
0.80	1.0598	0.9947	11.6439	1.3104	1.1269	0.9942	11.8009	1.3280
0.70	1.0511	0.9865	12.5864	1.4164	1.1129	0.9818	13.0513	1.4688
0.60	1.0388	0.9750	13.2309	1.4890	1.0924	0.9637	13.9004	1.5643
0.50	1.0231	0.9602	13.5571	1.5257	1.0656	0.9401	14.4809	1.6296
0.40	1.0038	0.9421	13.6601	1.5373	1.0321	0.9106	14.8961	1.6764
0.30	0.9807	0.9204	13.6108	1.5317	0.9914	0.8746	15.2371	1.7147
0.20	0.9543	0.8956	13.4626	1.5150	0.9443	0.8331	15.5857	1.7540
0.10	0.9253	0.8684	13.2679	1.4931	0.8919	0.7869	16.0389	1.8050

χ = mole fraction

Z = compressibility factor

η = viscosity

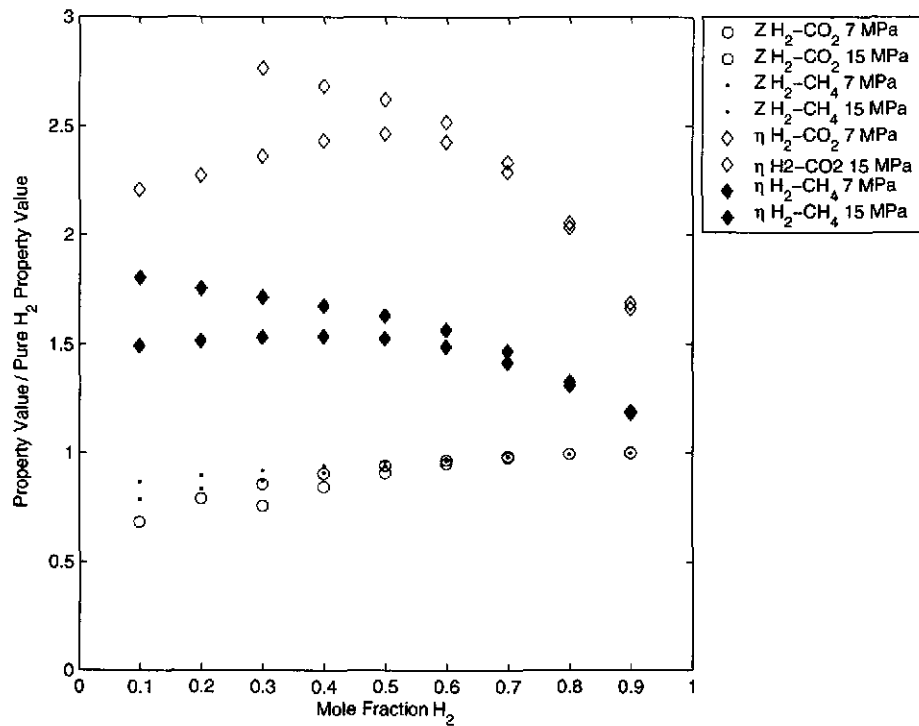


Figure 1: Predicted Compressibility (Z) and Viscosity (η) at $T = 300K$

5 Conclusions

The results of the supertrapp calculations indicate that the variability in gas flow rates and pressures due to differences in viscosity and compressibility of pure H_2 versus H_2-CH_4 is somewhat smaller than that seen for the H_2-CO_2 mixtures. Thus, the conclusion drawn in CCA Appendix MASS regarding the suitability of using H_2 gas properties in `bragflo` instead of actual waste gas properties should not be affected by the increased concentration of CH_4 in the repository that may result from emplacing the AMWTP supercompacted waste therein. Although not discussed in the CCA analysis, it is clear that the fracture model used in `bragflo` will not allow pressures to build within the repository to levels as large as those implied in this simplified radial flow analysis.

References

- [1] J.W. Amyx, D.H. Bass, and R.L. Whiting. *Petroleum Reservoir Engineering*. McGraw-Hill, 1960.
- [2] M.J. Assael, N.K. Dalaouti, and V. Vesovic. Viscosity of natural-gas mixtures: Measurements and prediction. *International Journal of Thermophysics*, 22(1):61–71, January 2001.
- [3] L. Brush. Test plan for laboratory and modeling studies of repository and radionuclide chemistry for the Waste Isolation Pilot Plant. Sandia Report SAND90-0266, Sandia National Laboratories, Albuquerque, NM, 1990.
- [4] M.J. Chaves. *Nuclear Waste Management Procedure NP 9-1: Analyses, Revision 4*. Sandia National Laboratories, Carlsbad, NM, August 2001.
- [5] D.E. Diller and M.J. Ball. Shear viscosity coefficients of compressed gaseous and liquid carbon dioxide at temperatures between 220 and 320 K and at pressures to 30 MPa. *International Journal of Thermophysics*, 6(6):619–629, November 1985.
- [6] DOE (U.S. Department of Energy). Title 40 CFR Part 191 Compliance certification application for the Waste Isolation Pilot Plant. Compliance Certification Application DOE/CAO-1996-2184, U.S. Department of Energy, Waste Isolation Pilot Plant, Carlsbad Area Office, Carlsbad, NM, 1996.
- [7] EPA (U.S. Environmental Protection Agency). Letter to manager of US DOE Carlsbad Field Office (Inés Triay) from director of US EPA Radiation Protection Division (Frank Marcinowski), October 29 2003.
- [8] C. Evers, H.W. Lösch, and W. Wagner. An absolute viscometer-densimeter and measurements of the viscosity of nitrogen, methane, helium, neon, argon, and krypton over a wide range of density and temperature. *International Journal of Thermophysics*, 23(6):1411–1439, November 2002.
- [9] C.W. Hansen, L.H. Brush, M.B. Gross, D.D. Hansen, B. Park, J.S. Stein, and T.W. Thompson. Effects of supercompacted waste and heterogeneous waste emplacement on repository performance, Revision 1. Technical report ERMS #532475, Sandia National Laboratories, Carlsbad, NM, October 2003.
- [10] M.L. Huber. *NIST Thermophysical Properties of Hydrocarbon Mixtures Database (SUPERTRAPP) Version 3.1 User's Guide*. National Institute of Standards and Technology Standard Reference Data Program, Gaithersburg, MD, February 2003.
- [11] L' Air Liquide. *Gas Encyclopaedia*. Elsevier, Amsterdam, 1976.

- [12] D.R. Lide, editor. *CRC Handbook of Chemistry and Physics*. CRC Press, Cleveland, OH, 84th edition, 2003.
- [13] J.D. Schreiber. *WIPP PA User's Manual for BRAGFLO, Version 4.10*. Sandia National Laboratories, Carlsbad, NM, May 1997.
- [14] M.R. Telander and R.E. Westerman. Hydrogen generation by metal corrosion in simulated Waste Isolation Pilot Plant environments. Sandia Report SAND96-2538, Sandia National Laboratories, Albuquerque, NM, 1997.

Appendix A: Input Files, User Interaction, and Output Files for supertrapp Calculations

H₂-CO₂ Mixture supertrapp Input File (h2co2.inp)

```
COMP 1  HYDROGEN
COMP 2  CO2
FEED 1  1.0000
FEED 2  0.0000
FLTP   300  7.0
FEED 1  0.9000
FEED 2  0.1000
FLTP   300  7.0
FEED 1  0.8000
FEED 2  0.2000
FLTP   300  7.0
FEED 1  0.7000
FEED 2  0.3000
FLTP   300  7.0
FEED 1  0.6000
FEED 2  0.4000
FLTP   300  7.0
FEED 1  0.5000
FEED 2  0.5000
FLTP   300  7.0
FEED 1  0.4000
FEED 2  0.6000
FLTP   300  7.0
FEED 1  0.3000
FEED 2  0.7000
FLTP   300  7.0
FEED 1  0.2000
FEED 2  0.8000
FLTP   300  7.0
FEED 1  0.1000
FEED 2  0.9000
FLTP   300  7.0
FEED 1  1.0000
FEED 2  0.0000
FLTP   300  15.0
FEED 1  0.9000
FEED 2  0.1000
FLTP   300  15.0
FEED 1  0.8000
FEED 2  0.2000
FLTP   300  15.0
FEED 1  0.7000
FEED 2  0.3000
FLTP   300  15.0
FEED 1  0.6000
FEED 2  0.4000
FLTP   300  15.0
FEED 1  0.5000
FEED 2  0.5000
FLTP   300  15.0
FEED 1  0.4000
FEED 2  0.6000
FLTP   300  15.0
FEED 1  0.3000
FEED 2  0.7000
FLTP   300  15.0
FEED 1  0.2000
FEED 2  0.8000
FLTP   300  15.0
FEED 1  0.1000
FEED 2  0.9000
FLTP   300  15.0
$END
```

User Interaction with supertrapp: H₂-CO₂ Mixture (Part 1/2)

```

Microsoft Windows XP [Version 5.1.2600]
(C) Copyright 1985-2001 Microsoft Corp.

C:\PROGRAM\NIST\sprtrapp>strapp

*****
* NIST Standard Reference Database 4
* NIST THERMOPHYSICAL PROPERTIES OF HYDROCARBON MIXTURES
* Program SUPERTRAPP - Version 3.1
*
* Based on research sponsored by
* the NASA Lewis Research Center,
* the NIST Supercritical Fluid Property Consortium
* and Standard Reference Data
*
* Physical and Chemical Properties Division
*
* Distributed by Standard Reference Data
* National Institute of Standards and Technology
* Gaithersburg, MD 20899 USA
*
* Copyright 2003 by the U.S. Secretary of Commerce
* on behalf of the United States of America
* All rights reserved.
*****

For help in response to any question, enter "?".
For a brief description of SUPERTRAPP, enter "?".
Press enter to continue.

Do you want to use default settings? (Y/N)
(The default settings are whatever you last selected for units and file I/O.)
n

Do you want to input from a file (N/Y)? y
Please enter the name of the input file. h2co2.inp
Do you want to output to a file (N/Y)? y
Please enter the output file name. h2co2.out
Do you also want output to the terminal (Y/N)? n
Do you want to change the units (N/Y)? y

*****
SUPERTRAPP 2.00 Property Unit Menu
*****

Property *****options***** current
Temperature (K .R .C .F .Pa .P .mmHg .kpf) .K
Pressure (atm .bar .MPa .Psi .Psig .Psia .mmHg .kpf) .bar
Volume (liter .m**3 .cm**3 .in**3 .ft**3) .liter
Energy (cal .J .btu .kcal .kJ .lb .ft**2) .kJ
Mass (mol .lb-mol .kg .g .lb .oz) .mol
Velocity (m/s .cm/s .ft/s .in/s) .m/s
Viscosity (uP .cP .uPa.s .lb/ft.s) .uP
Thm. Cond. (W/m.K .cal/cm.s .K .btu/ft.s .F .btu/ft.h .P .mW/m.K) .mW/m.K

default set options
(1) Scientific (K .atm .liter .cal .mol .cm/s .uP .cal/cm.s.K)
(2) S.I. (K .MPa .m**3 .kJ .kg .m/s .uPa.s .W/m.K)
(3) Engineering (F .Psia .ft**3 .btu .lb .ft/s .lb/ft.s .btu/ft.h.F)
(4) Mixed (K .bar .liter .kJ .mol .m/s .uP .mW/m.K)

Enter the new unit or default option (N to exit)?

```

User Interaction with supertrapp: H₂-CO₂ Mixture (Part 2/2)

```

Enter the new unit or default option (X to exit)? 2

*****
SUPERTRAPP 2.00 Property Unit Menu
*****

Property *****options***** current
Temperature(X .R .C .F .Psia .mmHg.kpf)MPa
Pressure (atm .bar .MPa .Psig .Psia .mmHg.kpf)MPa
Volume (liter .m**3 .cm**3 .in**3 .ft**3 .m**3)
Energy (cal .J .btu .kcal .kJ .kWh)kJ
Mass (mol .lb-mol .kg .g .lb .kg)kg
Velocity (m/s .cm/s .ft/s .in/s .m/s)
Viscosity (uP .cP .uPa.s .lb/ft.s .lb/ft.h)uPa.s
Tha. Cond. (W/m.K .cal/cm.s.K.btu/ft.s.F.btu/ft.h.F.mW/m.K)

default set options
(1) Scientific (X .atm .liter .cal .mol .cm/s .uP .cal/cm.s.K)
(2) S.I. (X .MPa .m**3 .kJ .kg .m/s .uPa.s .W/m.K)
(3) Engineering (F .Psia .ft**3 .btu .lb .ft/s .lb/ft.s .btu/ft.h.F)
(4) Mixed (X .bar .liter .kJ .mol .m/s .uP .mW/m.K)

Enter the new unit or default option (X to exit)? X

*****
SUPERTRAPP 2.00 Property Unit Menu
*****

Property *****options***** current
Temperature(X .R .C .F .Psia .mmHg.kpf)MPa
Pressure (atm .bar .MPa .Psig .Psia .mmHg.kpf)MPa
Volume (liter .m**3 .cm**3 .in**3 .ft**3 .m**3)
Energy (cal .J .btu .kcal .kJ .kWh)kJ
Mass (mol .lb-mol .kg .g .lb .kg)kg
Velocity (m/s .cm/s .ft/s .in/s .m/s)
Viscosity (uP .cP .uPa.s .lb/ft.s .lb/ft.h)uPa.s
Tha. Cond. (W/m.K .cal/cm.s.K.btu/ft.s.F.btu/ft.h.F.mW/m.K)

default set options
(1) Scientific (X .atm .liter .cal .mol .cm/s .uP .cal/cm.s.K)
(2) S.I. (X .MPa .m**3 .kJ .kg .m/s .uPa.s .W/m.K)
(3) Engineering (F .Psia .ft**3 .btu .lb .ft/s .lb/ft.s .btu/ft.h.F)
(4) Mixed (X .bar .liter .kJ .mol .m/s .uP .mW/m.K)

The units have been reset as requested.
Do you want to enter compositions on a mass basis (N/Y)?n
Do you want to input composition as mole fractions
(If the answer is no, input can be in moles) (N/Y)?y

End-of-file encountered on input file
returning to interactive input mode
For a list of available options, type ? Otherwise
enter command or, if you wish to do a flash calculation,
enter (X) and P(MPa) separated by a comma.
quit

Program Terminated- Exiting NISI4
C:\PROGRAM1\NISI\sptrapp>

```

H₂-CO₂ Mixture supertrapp Output File (H2CO2.OUT)

1-Phase Flash results at T = 300.000 K and P = 7.00000 MPa

Component	Feed	Vapor	Phi
hydrogen	1.00000	1.00000	1.06975
carbon dioxide	0.00000	0.00000	0.00000

Molar Basis

1.00000	1.00000	Feed Fraction
2.01598	2.01598	Molar Mass
1.06547	1.06547	Comp. Factor, Z
5.30972	5.30972	D, kg/m ³
105.984	105.984	H, kJ/kg
47.5940	47.5940	S, kJ/kg.K
15.5532	15.5532	Cp, kJ/kg.K
	1.36429	Cp/Cv
	1381.97	Sound Speed, m/s
	-0.685445	JT, K/MPa
	8.88598	Visc., uPa.s
	0.207163	Th. Cond., W/m.K

(VLE=PRS,PROPS=EXCST)

1-Phase Flash results at T = 300.000 K and P = 7.00000 MPa

Component	Feed	Vapor	Phi
hydrogen	0.900000	0.900000	0.963460
carbon dioxide	0.100000	0.100000	0.106332

Molar Basis

1.00000	1.00000	Feed Fraction
5.21524	5.21524	Molar Mass
1.06586	1.06586	Comp. Factor, Z
16.3846	16.3846	D, kg/m ³
-6301.52	-6301.52	H, kJ/kg
17.1865	17.1865	S, kJ/kg.K
5.19483	5.19483	Cp, kJ/kg.K
	1.36054	Cp/Cv
	786.513	Sound Speed, m/s
	-0.562273	JT, K/MPa
	14.9953	Visc., uPa.s
	0.120653	Th. Cond., W/m.K

(VLE=PRS,PROPS=EXCST)

1-Phase Flash results at T = 300.000 K and P = 7.00000 MPa

Component	Feed	Vapor	Phi
hydrogen	0.800000	0.800000	0.862734
carbon dioxide	0.200000	0.200000	0.201542

Molar Basis

1.00000	1.00000	Feed Fraction
10.4146	10.4146	Molar Mass
1.06118	1.06118	Comp. Factor, Z
27.5426	27.5426	D, kg/m ³
-7545.13	-7545.13	H, kJ/kg
11.1744	11.1744	S, kJ/kg.K
3.20290	3.20290	Cp, kJ/kg.K
	1.36268	Cp/Cv
	605.870	Sound Speed, m/s
	-0.290723	JT, K/MPa
	18.2596	Visc., uPa.s
	0.932287E-01	Th. Cond., W/m.K

(VLE=PRS,PROPS=EXCST)

1-Phase Flash results at T = 300.000 K and P = 7.00000 MPa

Component	Feed	Vapor	Phi
hydrogen	0.700000	0.700000	0.768031
carbon dioxide	0.300000	0.300000	0.284669

Molar Basis

1.00000	1.00000	Feed Fraction
14.6140	14.6140	Molar Mass
1.04979	1.04979	Comp. Factor, Z
39.0673	39.0673	D, kg/m ³
-8076.81	-8076.81	H, kJ/kg
8.57546	8.57546	S, kJ/kg.K
2.36564	2.36564	Cp, kJ/kg.K
	1.37143	Cp/Cv
	508.247	Sound Speed, m/s
	0.110189	JT, K/MPa
	20.3486	Visc., uPa.s
	0.762434E-01	Th. Cond., W/m.K

(VLE=PRS,PROPS=EXCST)

1-Phase Flash results at T = 300.000 K and P = 7.00000 MPa

Component	Feed	Vapor	Phi
hydrogen	0.600000	0.600000	0.677265
carbon dioxide	0.400000	0.400000	0.358133

Molar Basis

1.00000	1.00000	Feed Fraction
18.8133	18.8133	Molar Mass
1.03082	1.03082	Comp. Factor, Z
51.2191	51.2191	D, kg/m ³
-8373.46	-8373.46	H, kJ/kg
7.11116	7.11116	S, kJ/kg.K
1.91174	1.91174	Cp, kJ/kg.K
	1.38756	Cp/Cv

443.189 Sound Speed, m/s
 0.651531 JT, K/MPa
 21.5629 Visc., uPa.s
 0.638032E-01 Th. Cond., W/m.K

(VLE=PRS,PROPS=EXCST)

1-Phase Flash results at T = 300.000 K and P = 7.00000 MPa

Component	Feed	Vapor	Phi
hydrogen	0.500000	0.500000	0.588053
carbon dioxide	0.500000	0.500000	0.424601

Molar Basis

1.00000	1.00000	Feed Fraction
23.0127	23.0127	Molar Mass
1.00353	1.00353	Comp. Factor, Z
84.3556	84.3556	D, kg/m**3
-8563.97	-8563.97	H, kJ/kg
6.16202	6.16202	S, kJ/kg.K
1.63594	1.63594	Cp, kJ/kg.K
	1.41271	Cp/Cv
	384.407	Sound Speed, m/s
	1.34026	JT, K/MPa
	21.3005	Visc., uPa.s
	0.540980E-01	Th. Cond., W/m.K

(VLE=PRS,PROPS=EXCST)

1-Phase Flash results at T = 300.000 K and P = 7.00000 MPa

Component	Feed	Vapor	Phi
hydrogen	0.400000	0.400000	0.489117
carbon dioxide	0.600000	0.600000	0.484253

Molar Basis

1.00000	1.00000	Feed Fraction
27.2121	27.2121	Molar Mass
0.965513	0.965513	Comp. Factor, Z
79.0966	79.0966	D, kg/m**3
-8698.23	-8698.23	H, kJ/kg
5.48821	5.48821	S, kJ/kg.K
1.46683	1.46683	Cp, kJ/kg.K
	1.45209	Cp/Cv
	364.460	Sound Speed, m/s
	2.22665	JT, K/MPa
	21.6284	Visc., uPa.s
	0.463975E-01	Th. Cond., W/m.K

(VLE=PRS,PROPS=EXCST)

1-Phase Flash results at T = 300.000 K and P = 7.00000 MPa

Component	Feed	Vapor	Phi
hydrogen	0.300000	0.300000	0.410199
carbon dioxide	0.700000	0.700000	0.537163

Molar Basis

1.00000	1.00000	Feed Fraction
31.4114	31.4114	Molar Mass
0.913896	0.913896	Comp. Factor, Z
96.4583	96.4583	D, kg/m**3
-8799.78	-8799.78	H, kJ/kg
4.97597	4.97597	S, kJ/kg.K
1.38281	1.38281	Cp, kJ/kg.K
	1.61630	Cp/Cv
	319.384	Sound Speed, m/s
	3.36732	JT, K/MPa
	20.9860	Visc., uPa.s
	0.403075E-01	Th. Cond., W/m.K

(VLE=PRS,PROPS=EXCST)

1-Phase Flash results at T = 300.000 K and P = 7.00000 MPa

Component	Feed	Vapor	Phi
hydrogen	0.200000	0.200000	0.318836
carbon dioxide	0.800000	0.800000	0.563846

Molar Basis

1.00000	1.00000	Feed Fraction
36.6108	36.6108	Molar Mass
0.841994	0.841994	Comp. Factor, Z
118.692	118.692	D, kg/m**3
-8882.24	-8882.24	H, kJ/kg
4.56074	4.56074	S, kJ/kg.K
1.40443	1.40443	Cp, kJ/kg.K
	1.83707	Cp/Cv
	286.127	Sound Speed, m/s
	4.86347	JT, K/MPa
	20.1960	Visc., uPa.s
	0.367290E-01	Th. Cond., W/m.K

(VLE=PRS,PROPS=EXCST)

1-Phase Flash results at T = 300.000 K and P = 7.00000 MPa

Component	Feed	Vapor	Phi
hydrogen	0.100000	0.100000	0.215471
carbon dioxide	0.900000	0.900000	0.624262

Molar Basis

1.00000	1.00000	Feed Fraction
39.8101	39.8101	Molar Mass
0.728029	0.728029	Comp. Factor, Z
153.460	153.460	D, kg/m**3

```

-8957.33 -8957.33 H, kJ/kg
4.19172 4.19172 S, kJ/kg.K
1.69594 1.69594 Cp, kJ/kg.K
1.86620 Cp/Cv
250.333 JT, K/MPa
6.91944 Sound Speed, m/s
19.4289 Visc., uPa.s
0.330200E-01 Th. Cond., W/m.K

```

(VLE=PRS,PROPS=EXCST)

1-Phase Flash results at T = 300.000 K and P = 15.0000 MPa

```

----Component-----Feed---- --Liquid-- --Phi----
hydrogen 1.00000 1.00000 1.15063
,Molar Basis
1.00000 1.00000 Feed Fraction
2.01588 2.01588 Molar Mass
1.13351 1.13351 Comp. Factor, Z
10.6950 10.6950 D, kg/m**3
189.082 189.082 H, kJ/kg
44.4270 44.4270 S, kJ/kg.K
15.6931 15.6931 Cp, kJ/kg.K
1.36128 Cp/Cv
1463.58 Sound Speed, m/s
-0.648917 JT, K/MPa
8.88598 Visc., uPa.s
0.215994 Th. Cond., W/m.K

```

(VLE=PRS,PROPS=EXCST)

1-Phase Flash results at T = 300.000 K and P = 15.0000 MPa

```

----Component-----Feed---- --Vapor-- --Phi----
hydrogen 0.900000 0.900000 1.03599
carbon dioxide 0.100000 0.100000 0.114661
,Molar Basis
1.00000 1.00000 Feed Fraction
6.21524 6.21524 Molar Mass
1.13577 1.13577 Comp. Factor, Z
32.9085 32.9085 D, kg/m**3
-6278.55 -6278.55 H, kJ/kg
16.1448 16.1448 S, kJ/kg.K
5.27085 5.27085 Cp, kJ/kg.K
1.36248 Cp/Cv
838.552 Sound Speed, m/s
-0.547614 JT, K/MPa
14.7648 Visc., uPa.s
0.129761 Th. Cond., W/m.K

```

(VLE=PRS,PROPS=EXCST)

1-Phase Flash results at T = 300.000 K and P = 15.0000 MPa

```

----Component-----Feed---- --Vapor-- --Phi----
hydrogen 0.800000 0.800000 0.935108
carbon dioxide 0.200000 0.200000 0.206505
,Molar Basis
1.00000 1.00000 Feed Fraction
10.4146 10.4146 Molar Mass
1.12908 1.12908 Comp. Factor, Z
55.4703 55.4703 D, kg/m**3
-7536.86 -7536.86 H, kJ/kg
10.5382 10.5382 S, kJ/kg.K
3.27749 3.27749 Cp, kJ/kg.K
1.37363 Cp/Cv
646.830 Sound Speed, m/s
-0.346238 JT, K/MPa
18.0631 Visc., uPa.s
0.102604 Th. Cond., W/m.K

```

(VLE=PRS,PROPS=EXCST)

1-Phase Flash results at T = 300.000 K and P = 15.0000 MPa

```

----Component-----Feed---- --Vapor-- --Phi----
hydrogen 0.700000 0.700000 0.846718
carbon dioxide 0.300000 0.300000 0.274937
,Molar Basis
1.00000 1.00000 Feed Fraction
14.6140 14.6140 Molar Mass
1.11027 1.11027 Comp. Factor, Z
79.1568 79.1568 D, kg/m**3
-8077.44 -8077.44 H, kJ/kg
8.10684 8.10684 S, kJ/kg.K
2.44897 2.44897 Cp, kJ/kg.K
1.39693 Cp/Cv
544.019 Sound Speed, m/s
-0.378335E-01 JT, K/MPa
20.7417 Visc., uPa.s
0.858313E-01 Th. Cond., W/m.K

```

(VLE=PRS,PROPS=EXCST)

1-Phase Flash results at T = 300.000 K and P = 15.0000 MPa

```

----Component-----Feed---- --Vapor-- --Phi----
hydrogen 0.600000 0.600000 0.768891
carbon dioxide 0.400000 0.400000 0.325837
,Molar Basis
1.00000 1.00000 Feed Fraction

```

18.8133	18.8133	Molar Mass
1.07746	1.07746	Comp. Factor, Z
106.004	106.004	D, kg/m ³
-8381.43	-8381.43	H, kJ/kg
6.73086	6.73086	S, kJ/kg.K
2.01113	2.01113	Cp, kJ/kg.K
	1.43671	Cp/Cv
	474.970	Sound Speed, m/s
	0.376396	JT, K/MPa
	22.3739	Visc., uPa.s
	0.738962E-01	Th. Cond., W/m.K

(VLE=PRS,PROPS=EXCST)

1-Phase Flash results at T = 300.000 K and P = 15.0000 MPa

Component	Feed	Vapor	Phi
hydrogen	0.500000	0.500000	0.698564
carbon dioxide	0.500000	0.500000	0.364463

Molar Basis	1.00000	1.00000	Feed Fraction
	23.0127	23.0127	Molar Mass
	1.02879	1.02879	Comp. Factor, Z
	134.518	134.518	D, kg/m ³
	-8679.08	-8679.08	H, kJ/kg
	5.63281	5.63281	S, kJ/kg.K
	1.76345	1.76345	Cp, kJ/kg.K
		1.49887	Cp/Cv
		422.539	Sound Speed, m/s
		0.898955	JT, K/MPa
		23.2925	Visc., uPa.s
		0.647854E-01	Th. Cond., W/m.K

(VLE=PRS,PROPS=EXCST)

1-Phase Flash results at T = 300.000 K and P = 15.0000 MPa

Component	Feed	Vapor	Phi
hydrogen	0.400000	0.400000	0.637797
carbon dioxide	0.600000	0.600000	0.390819

Molar Basis	1.00000	1.00000	Feed Fraction
	27.2121	27.2121	Molar Mass
	0.968563	0.968563	Comp. Factor, Z
	170.721	170.721	D, kg/m ³
	-8721.68	-8721.68	H, kJ/kg
	5.18658	5.18658	S, kJ/kg.K
	1.65160	1.65160	Cp, kJ/kg.K
		1.60044	Cp/Cv
		378.972	Sound Speed, m/s
		1.58791	JT, K/MPa
		23.8523	Visc., uPa.s
		0.579651E-01	Th. Cond., W/m.K

(VLE=PRS,PROPS=EXCST)

1-Phase Flash results at T = 300.000 K and P = 15.0000 MPa

Component	Feed	Liquid	Phi
hydrogen	0.300000	0.300000	0.599193
carbon dioxide	0.700000	0.700000	0.402907

Molar Basis	1.00000	1.00000	Feed Fraction
	31.4114	31.4114	Molar Mass
	0.858111	0.858111	Comp. Factor, Z
	220.134	220.134	D, kg/m ³
	-8834.63	-8834.63	H, kJ/kg
	4.88060	4.88060	S, kJ/kg.K
	1.70305	1.70305	Cp, kJ/kg.K
		1.79933	Cp/Cv
		340.060	Sound Speed, m/s
		2.34834	JT, K/MPa
		24.5776	Visc., uPa.s
		0.534817E-01	Th. Cond., W/m.K

(VLE=PRS,PROPS=EXCST)

No convergence at these conditions: T(K)= 300.
P(bar)= 150.

1-Phase Flash results at T = 300.000 K and P = 15.0000 MPa

Component	Feed	Liquid	Phi
hydrogen	0.100000	0.100000	1.06878
carbon dioxide	0.900000	0.900000	0.365127

Molar Basis	1.00000	1.00000	Feed Fraction
	39.8101	39.8101	Molar Mass
	0.454068	0.454068	Comp. Factor, Z
	527.248	527.248	D, kg/m ³
	-9064.77	-9064.77	H, kJ/kg
	3.74180	3.74180	S, kJ/kg.K
	3.31037	3.31037	Cp, kJ/kg.K
		3.47846	Cp/Cv
		311.591	Sound Speed, m/s
		2.31189	JT, K/MPa
		40.6300	Visc., uPa.s
		0.685165E-01	Th. Cond., W/m.K

(VLE=PRS,PROPS=EXCST)

H₂-CH₄ Mixture supertrapp Input File (h2ch4.inp)

```
COMP 1  HYDROGEN
COMP 2  METHANE
FEED 1  1.0000
FEED 2  0.0000
FLTP   300  7.0
FEED 1  0.9000
FEED 2  0.1000
FLTP   300  7.0
FEED 1  0.8000
FEED 2  0.2000
FLTP   300  7.0
FEED 1  0.7000
FEED 2  0.3000
FLTP   300  7.0
FEED 1  0.6000
FEED 2  0.4000
FLTP   300  7.0
FEED 1  0.5000
FEED 2  0.5000
FLTP   300  7.0
FEED 1  0.4000
FEED 2  0.6000
FLTP   300  7.0
FEED 1  0.3000
FEED 2  0.7000
FLTP   300  7.0
FEED 1  0.2000
FEED 2  0.8000
FLTP   300  7.0
FEED 1  0.1000
FEED 2  0.9000
FLTP   300  7.0
FEED 1  1.0000
FEED 2  0.0000
FLTP   300  15.0
FEED 1  0.9000
FEED 2  0.1000
FLTP   300  15.0
FEED 1  0.8000
FEED 2  0.2000
FLTP   300  15.0
FEED 1  0.7000
FEED 2  0.3000
FLTP   300  15.0
FEED 1  0.6000
FEED 2  0.4000
FLTP   300  15.0
FEED 1  0.5000
FEED 2  0.5000
FLTP   300  15.0
FEED 1  0.4000
FEED 2  0.6000
FLTP   300  15.0
FEED 1  0.3000
FEED 2  0.7000
FLTP   300  15.0
FEED 1  0.2000
FEED 2  0.8000
FLTP   300  15.0
FEED 1  0.1000
FEED 2  0.9000
FLTP   300  15.0
$END
```

User Interaction with supertrapp: H₂-CH₄ Mixture (Part 1/2)

```

C:\PROGRAM1\NIST\sprtrap>strapp
*****
*      MIST Standard Reference Database 4      *
*  NIST THERMOPHYSICAL PROPERTIES OF HYDROCARBON MIXTURES  *
*      Program SUPERTRAPP - Version 3.1      *
*      *
*      Based on research sponsored by      *
*      the NASA Lewis Research Center.    *
*      the MIST Supercritical Fluid Property Consortium    *
*      and Standard Reference Data      *
*      *
*      Physical and Chemical Properties Division    *
*      *
*      Distributed by Standard Reference Data    *
*      National Institute of Standards and Technology    *
*      Gaithersburg, MD 20899 USA      *
*      *
*      Copyright 2003 by the U.S. Secretary of Commerce    *
*      on behalf of the United States of America    *
*      All rights reserved.      *
*****

For help in response to any question, enter "?".
For a brief description of SUPERTRAPP, enter "?".
Press enter to continue.

Do you want to use default settings? (Y/N)
(The default settings are whatever you last selected for units and file I/O.)
n

Do you want to input from a file (N/Y)? y
Please enter the name of the input file. h2ch4.inp
Do you want to output to a file (N/Y)? y
Please enter the output file name. h2ch4.out
Do you also want output to the terminal (Y/N)? n

Do you want to change the units (N/Y)? y

*****
SUPERTRAPP 2.00 Property Unit Menu
*****

Property *****options***** current
Temperature(K .R .C .F .Psia .mmHg.kpf)bar
Pressure (atm .bar .MPa .Psig .Psia .mmHg.kpf)bar
Volume (liter .m**3 .cm**3 .in**3 .ft**3 .)liter
Energy (cal .J .btu .kcal .kJ .)kJ
Mass (mol .lb-mol .kg .g .lb .)mol
Velocity (m/s .cm/s .ft/s .in/s .)m/s
Viscosity (cP .cP .uPa.s .lb/ft.s .lb/ft.h .)uP
Thm. Cond. (W/m.K .cal/cm.s.K.btu/ft.s.F.btu/ft.h.F.mW/m.K .)mW/m.K

default set options
(1) Scientific (K .atm .liter .cal .mol .cm/s .uP .cal/cm.s.K)
(2) S.I. (K .MPa .m**3 .kJ .kg .m/s .uPa.s .W/m.K .)
(3) Engineering (F .Psia .ft**3 .btu .lb .ft/s .lb/ft.s .btu/ft.h.F)
(4) Mixed (K .bar .liter .kJ .mol .m/s .uP .mW/m.K .)

Enter the new unit or default option (X to exit)?

```

User Interaction with supertrapp: H₂-CH₄ Mixture (Part 2/2)

```

Enter the new unit or default option <X to exit>? 2

*****
SUPERTRAPP 2.00 Property Unit Menu
*****

Property *****options***** current
Temperature <K .R .C .F .Psig .Psia .mmHg.kpf>MPa
Pressure <atm .bar .MPa .cm**3 .in**3 .ft**3 .mmHg.kpf>MPa
Volume <liter .m**3 .cm**3 .in**3 .ft**3 .mmHg.kpf>MPa
Energy <cal .J .btu .kcal .kJ .mmHg.kpf>MPa
Mass <mol .lb-mol .kg .g .lb .mmHg.kpf>MPa
Velocity <m/s .cm/s .ft/s .in/s .lb/ft.h .mmHg.kpf>MPa
Viscosity <uP .cP .uPa.s .lb/ft.h .mmHg.kpf>MPa
Thm. Cond. <W/m.K .cal/cm.s.K .btu/ft.s.F .btu/ft.h.F .mW/m.K .mmHg.kpf>MPa

default set options
(1) Scientific <K .atm .liter .cal .mol .cm/s .uP .cal/cm.s.K>
(2) S.I. <K .MPa .m**3 .kJ .kg .m/s .uPa.s .W/m.K >
(3) Engineering <F .Psia .ft**3 .btu .lb .ft/s .lb/ft.s .btu/ft.h.F>
(4) Mixed <K .bar .liter .kJ .mol .m/s .uP .mW/m.K >

Enter the new unit or default option <X to exit>? x

*****
SUPERTRAPP 2.00 Property Unit Menu
*****

Property *****options***** current
Temperature <K .R .C .F .Psig .Psia .mmHg.kpf>MPa
Pressure <atm .bar .MPa .cm**3 .in**3 .ft**3 .mmHg.kpf>MPa
Volume <liter .m**3 .cm**3 .in**3 .ft**3 .mmHg.kpf>MPa
Energy <cal .J .btu .kcal .kJ .mmHg.kpf>MPa
Mass <mol .lb-mol .kg .g .lb .mmHg.kpf>MPa
Velocity <m/s .cm/s .ft/s .in/s .lb/ft.h .mmHg.kpf>MPa
Viscosity <uP .cP .uPa.s .lb/ft.h .mmHg.kpf>MPa
Thm. Cond. <W/m.K .cal/cm.s.K .btu/ft.s.F .btu/ft.h.F .mW/m.K .mmHg.kpf>MPa

default set options
(1) Scientific <K .atm .liter .cal .mol .cm/s .uP .cal/cm.s.K>
(2) S.I. <K .MPa .m**3 .kJ .kg .m/s .uPa.s .W/m.K >
(3) Engineering <F .Psia .ft**3 .btu .lb .ft/s .lb/ft.s .btu/ft.h.F>
(4) Mixed <K .bar .liter .kJ .mol .m/s .uP .mW/m.K >

The units have been reset as requested.

Do you want to enter compositions on a mass basis <N/Y>?n
Do you want to input composition as mole fractions
<If the answer is no, input can be in moles> <N/Y>?y

End-of-file encountered on input file
returning to interactive input mode
For a list of available options, type ? Otherwise
enter command or, if you wish to do a flash calculation,
enter T(K) and P(MPa) separated by a comma,
quit

Program Terminated- Exiting NIST4
C:\PROGRAMS\NIST\sprtrap>

```

H₂-CH₄ Mixture supertrapp Output File (H2CH4.OUT)

```

1-Phase Flash results at T = 300.000 K and P = 7.00000 MPa
-----Component-----Feed-----Vapor-----Phi-----
hydrogen      1.00000      1.00000      1.06975
,Molar Basis
                1.00000      1.00000      Feed Fraction
                2.01588      2.01588      Molar Mass
                1.06547      1.06547      Comp. Factor, Z
                5.30972      5.30972      D, kg/m**3
                105.994      105.994      H, kJ/kg
                47.5940      47.5940      S, kJ/kg.K
                15.5532      15.5532      Cp, kJ/kg.K
                                1.36429      Cp/Cv
                                1381.97      Sound Speed, m/s
                                -0.686445      JT, K/MPa
                                8.88598      Visc., uPa.s
                                0.207163      Th. Cond., W/m.K

```

(VLE=PR5,PROPS=EXCST)

```

1-Phase Flash results at T = 300.000 K and P = 7.00000 MPa
-----Component-----Feed-----Vapor-----Phi-----
hydrogen      0.800000      0.900000      0.962958
methane      0.100000      0.100000      0.105464
,Molar Basis
                1.00000      1.00000      Feed Fraction
                3.41854      3.41854      Molar Mass
                1.06475      1.06476      Comp. Factor, Z
                9.01033      9.01033      D, kg/m**3
                -2138.53      -2138.53      H, kJ/kg
                30.4379      30.4379      S, kJ/kg.K
                9.42530      9.42530      Cp, kJ/kg.K
                                1.36416      Cp/Cv
                                1060.98      Sound Speed, m/s
                                -0.513224      JT, K/MPa
                                10.5975      Visc., uPa.s
                                0.152315      Th. Cond., W/m.K

```

(VLE=PR5,PROPS=EXCST)

```

1-Phase Flash results at T = 300.000 K and P = 7.00000 MPa
-----Component-----Feed-----Vapor-----Phi-----
hydrogen      0.800000      0.800000      0.858835
methane      0.200000      0.200000      0.203645
,Molar Basis
                1.00000      1.00000      Feed Fraction
                4.82120      4.82120      Molar Mass
                1.05982      1.05982      Comp. Factor, Z
                12.7665      12.7665      D, kg/m**3
                -3081.22      -3081.22      H, kJ/kg
                23.0001      23.0001      S, kJ/kg.K
                6.87312      6.87312      Cp, kJ/kg.K
                                1.36679      Cp/Cv
                                890.828      Sound Speed, m/s
                                -0.270804      JT, K/MPa
                                11.6439      Visc., uPa.s
                                0.123805      Th. Cond., W/m.K

```

(VLE=PR5,PROPS=EXCST)

```

1-Phase Flash results at T = 300.000 K and P = 7.00000 MPa
-----Component-----Feed-----Vapor-----Phi-----
hydrogen      0.700000      0.700000      0.756297
methane      0.300000      0.300000      0.298426
,Molar Basis
                1.00000      1.00000      Feed Fraction
                6.22385      6.22385      Molar Mass
                1.05110      1.05110      Comp. Factor, Z
                16.6174      16.6174      D, kg/m**3
                -3601.95      -3601.95      H, kJ/kg
                18.8236      18.8236      S, kJ/kg.K
                5.47976      5.47976      Cp, kJ/kg.K
                                1.37206      Cp/Cv
                                779.918      Sound Speed, m/s
                                0.303452E-01      JT, K/MPa
                                12.5864      Visc., uPa.s
                                0.104744      Th. Cond., W/m.K

```

(VLE=PR5,PROPS=EXCST)

```

1-Phase Flash results at T = 300.000 K and P = 7.00000 MPa
-----Component-----Feed-----Vapor-----Phi-----
hydrogen      0.600000      0.600000      0.654423
methane      0.400000      0.400000      0.385164
,Molar Basis
                1.00000      1.00000      Feed Fraction
                7.62851      7.62851      Molar Mass
                1.03884      1.03884      Comp. Factor, Z
                20.6028      20.6028      D, kg/m**3
                -3933.49      -3933.49      H, kJ/kg
                16.1271      16.1271      S, kJ/kg.K
                4.60756      4.60756      Cp, kJ/kg.K
                                1.38002      Cp/Cv

```

699.254 Sound Speed, m/s
 0.384487 JT, K/MPa
 13.2309 Visc., uPa.s
 0.904899E-01 Th. Cond., W/m.K

(VLE=PRS,PROPS=EXCST)

1-Phase Flash results at T = 300.000 K and P = 7.00000 MPa
 ---Component-----Feed---Vapor---Phi---
 hydrogen 0.500000 0.500000 0.552381
 methane 0.500000 0.500000 0.470870
 ,Molar Basis
 1.00000 1.00000 Feed Fraction
 9.02917 9.02917 Molar Mass
 1.02310 1.02310 Comp. Factor, Z
 24.7674 24.7674 D, kg/m**3
 -4164.05 -4164.05 H, kJ/kg
 14.2261 14.2261 S, kJ/kg.K
 4.01634 4.01634 Cp, kJ/kg.K
 1.39099 Cp/Cv
 636.365 Sound Speed, m/s
 0.790206 JT, K/MPa
 13.6571 Visc., uPa.s
 0.791983E-01 Th. Cond., W/m.K

(VLE=PRS,PROPS=EXCST)

1-Phase Flash results at T = 300.000 K and P = 7.00000 MPa
 ---Component-----Feed---Vapor---Phi---
 hydrogen 0.400000 0.400000 0.449343
 methane 0.600000 0.600000 0.554345
 ,Molar Basis
 1.00000 1.00000 Feed Fraction
 10.4318 10.4318 Molar Mass
 1.00378 1.00378 Comp. Factor, Z
 29.1655 29.1655 D, kg/m**3
 -4334.56 -4334.56 H, kJ/kg
 12.8007 12.8007 S, kJ/kg.K
 3.59665 3.59665 Cp, kJ/kg.K
 1.40555 Cp/Cv
 584.821 Sound Speed, m/s
 1.25009 JT, K/MPa
 13.6601 Visc., uPa.s
 0.699759E-01 Th. Cond., W/m.K

(VLE=PRS,PROPS=EXCST)

1-Phase Flash results at T = 300.000 K and P = 7.00000 MPa
 ---Component-----Feed---Vapor---Phi---
 hydrogen 0.300000 0.300000 0.344342
 methane 0.700000 0.700000 0.636312
 ,Molar Basis
 1.00000 1.00000 Feed Fraction
 11.8345 11.8345 Molar Mass
 0.980653 0.980653 Comp. Factor, Z
 33.8675 33.8675 D, kg/m**3
 -4466.64 -4466.64 H, kJ/kg
 11.6796 11.6796 S, kJ/kg.K
 3.29291 3.29291 Cp, kJ/kg.K
 1.42474 Cp/Cv
 540.953 Sound Speed, m/s
 1.77043 JT, K/MPa
 13.6108 Visc., uPa.s
 0.623318E-01 Th. Cond., W/m.K

(VLE=PRS,PROPS=EXCST)

1-Phase Flash results at T = 300.000 K and P = 7.00000 MPa
 ---Component-----Feed---Vapor---Phi---
 hydrogen 0.200000 0.200000 0.235853
 methane 0.800000 0.800000 0.719648
 ,Molar Basis
 1.00000 1.00000 Feed Fraction
 13.2371 13.2371 Molar Mass
 0.954269 0.954269 Comp. Factor, Z
 38.9289 38.9289 D, kg/m**3
 -4572.46 -4572.46 H, kJ/kg
 10.7618 10.7618 S, kJ/kg.K
 3.07309 3.07309 Cp, kJ/kg.K
 1.44921 Cp/Cv
 502.756 Sound Speed, m/s
 2.34073 JT, K/MPa
 13.4626 Visc., uPa.s
 0.569475E-01 Th. Cond., W/m.K

(VLE=PRS,PROPS=EXCST)

1-Phase Flash results at T = 300.000 K and P = 7.00000 MPa
 ---Component-----Feed---Vapor---Phi---
 hydrogen 0.100000 0.100000 0.121972
 methane 0.900000 0.900000 0.803363
 ,Molar Basis
 1.00000 1.00000 Feed Fraction
 14.6398 14.6398 Molar Mass
 0.925288 0.925288 Comp. Factor, Z
 44.4025 44.4025 D, kg/m**3

-4659.50	-4659.50	H, kJ/kg
9.97926	9.97926	S, kJ/kg.K
2.91788	2.91788	Cp, kJ/kg.K
	1.47981	Cp/Cv
	469.012	Sound Speed, m/s
	2.94702	JT, K/MPa
	13.2679	Visc., uPa.s
	0.606119E-01	Th. Cond., W/m.K

(VLE=PRS,PRDPS=EXCST)

1-Phase Flash results at T = 300.000 K and P = 15.0000 MPa

Component	Feed	Liquid	Phi
hydrogen	1.00000	1.00000	1.15063
Molar Basis			
	1.00000	1.00000	Feed Fraction
	2.01588	2.01588	Molar Mass
	1.13351	1.13351	Comp. Factor, Z
	10.6950	10.6950	D, kg/m**3
	189.082	189.082	H, kJ/kg
	44.4270	44.4270	S, kJ/kg.K
	15.6931	15.6931	Cp, kJ/kg.K
		1.36126	Cp/Cv
		1463.56	Sound Speed, m/s
		-0.648917	JT, K/MPa
		8.88598	Visc., uPa.s
		0.215994	Th. Cond., W/m.K

(VLE=PRS,PRDPS=EXCST)

1-Phase Flash results at T = 300.000 K and P = 15.0000 MPa

Component	Feed	Vapor	Phi
hydrogen	0.800000	0.900000	1.03605
methane	0.100000	0.100000	0.112829
Molar Basis			
	1.00000	1.00000	Feed Fraction
	3.41854	3.41854	Molar Mass
	1.13406	1.13406	Comp. Factor, Z
	18.1278	18.1278	D, kg/m**3
	-2099.42	-2099.42	H, kJ/kg
	28.5380	28.5380	S, kJ/kg.K
	9.57208	9.57208	Cp, kJ/kg.K
		1.36764	Cp/Cv
		1129.02	Sound Speed, m/s
		-0.518252	JT, K/MPa
		10.5277	Visc., uPa.s
		0.161590	Th. Cond., W/m.K

(VLE=PRS,PRDPS=EXCST)

1-Phase Flash results at T = 300.000 K and P = 15.0000 MPa

Component	Feed	Vapor	Phi
hydrogen	0.800000	0.800000	0.927053
methane	0.200000	0.200000	0.210697
Molar Basis			
	1.00000	1.00000	Feed Fraction
	4.82120	4.82120	Molar Mass
	1.12690	1.12690	Comp. Factor, Z
	25.7284	25.7284	D, kg/m**3
	-3064.35	-3064.35	H, kJ/kg
	21.6248	21.6248	S, kJ/kg.K
	7.03081	7.03081	Cp, kJ/kg.K
		1.37861	Cp/Cv
		951.142	Sound Speed, m/s
		-0.334229	JT, K/MPa
		11.8009	Visc., uPa.s
		0.133455	Th. Cond., W/m.K

(VLE=PRS,PRDPS=EXCST)

1-Phase Flash results at T = 300.000 K and P = 15.0000 MPa

Component	Feed	Vapor	Phi
hydrogen	0.700000	0.700000	0.821487
methane	0.300000	0.300000	0.297819
Molar Basis			
	1.00000	1.00000	Feed Fraction
	6.22385	6.22385	Molar Mass
	1.11287	1.11287	Comp. Factor, Z
	33.6322	33.6322	D, kg/m**3
	-3600.12	-3600.12	H, kJ/kg
	17.7324	17.7324	S, kJ/kg.K
	5.65151	5.65151	Cp, kJ/kg.K
		1.39432	Cp/Cv
		834.657	Sound Speed, m/s
		-0.107154	JT, K/MPa
		13.0513	Visc., uPa.s
		0.114723	Th. Cond., W/m.K

(VLE=PRS,PRDPS=EXCST)

1-Phase Flash results at T = 300.000 K and P = 15.0000 MPa

Component	Feed	Vapor	Phi
hydrogen	0.600000	0.600000	0.717578
methane	0.400000	0.400000	0.377147
Molar Basis			
	1.00000	1.00000	Feed Fraction

7.62651	7.62651	Molar Mass
1.09241	1.09241	Comp. Factor, Z
41.9640	41.9640	D, kg/m**3
-3943.49	-3943.49	H, kJ/kg
16.2118	16.2118	S, kJ/kg.K
4.79772	4.79772	Cp, kJ/kg.K
	1.41541	Cp/Cv
	749.466	Sound Speed, m/s
	0.157559	JT, K/MPa
	13.9004	Visc., uPa.s
	0.100770	Th. Cond., W/m.K

(VLE=PRS,PROPS=EXCST)

1-Phase Flash results at T = 300.000 K and P = 15.0000 MPa

Component	Feed	Vapor	Phi
hydrogen	0.500000	0.500000	0.613741
methane	0.500000	0.500000	0.460669

Molar Basis	1.00000	1.00000	Feed Fraction
	9.02917	9.02917	Molar Mass
	1.06558	1.06558	Comp. Factor, Z
	50.9572	50.9572	D, kg/m**3
	-4184.40	-4184.40	H, kJ/kg
	13.4282	13.4282	S, kJ/kg.K
	4.23169	4.23169	Cp, kJ/kg.K
		1.44313	Cp/Cv
		682.646	Sound Speed, m/s
		0.457869	JT, K/MPa
		14.4809	Visc., uPa.s
		0.897750E-01	Th. Cond., W/m.K

(VLE=PRS,PROPS=EXCST)

1-Phase Flash results at T = 300.000 K and P = 15.0000 MPa

Component	Feed	Vapor	Phi
hydrogen	0.400000	0.400000	0.508339
methane	0.600000	0.600000	0.519847

Molar Basis	1.00000	1.00000	Feed Fraction
	10.4318	10.4318	Molar Mass
	1.03212	1.03212	Comp. Factor, Z
	60.7814	60.7814	D, kg/m**3
	-4364.71	-4364.71	H, kJ/kg
	12.0841	12.0841	S, kJ/kg.K
	3.84797	3.84797	Cp, kJ/kg.K
		1.47970	Cp/Cv
		627.590	Sound Speed, m/s
		0.794117	JT, K/MPa
		14.8961	Visc., uPa.s
		0.808633E-01	Th. Cond., W/m.K

(VLE=PRS,PROPS=EXCST)

1-Phase Flash results at T = 300.000 K and P = 15.0000 MPa

Component	Feed	Liquid	Phi
hydrogen	0.300000	0.300000	0.399298
methane	0.700000	0.700000	0.585920

Molar Basis	1.00000	1.00000	Feed Fraction
	11.8345	11.8345	Molar Mass
	0.991397	0.991397	Comp. Factor, Z
	71.7867	71.7867	D, kg/m**3
	-4506.81	-4506.81	H, kJ/kg
	11.0196	11.0196	S, kJ/kg.K
	3.59774	3.59774	Cp, kJ/kg.K
		1.52896	Cp/Cv
		590.514	Sound Speed, m/s
		1.16777	JT, K/MPa
		15.2371	Visc., uPa.s
		0.735930E-01	Th. Cond., W/m.K

(VLE=PRS,PROPS=EXCST)

1-Phase Flash results at T = 300.000 K and P = 15.0000 MPa

Component	Feed	Liquid	Phi
hydrogen	0.200000	0.200000	0.282715
methane	0.800000	0.800000	0.652401

Molar Basis	1.00000	1.00000	Feed Fraction
	13.2371	13.2371	Molar Mass
	0.944281	0.944281	Comp. Factor, Z
	84.3015	84.3015	D, kg/m**3
	-4623.10	-4623.10	H, kJ/kg
	10.1401	10.1401	S, kJ/kg.K
	3.46582	3.46582	Cp, kJ/kg.K
		1.59483	Cp/Cv
		539.661	Sound Speed, m/s
		1.66241	JT, K/MPa
		15.5657	Visc., uPa.s
		0.676295E-01	Th. Cond., W/m.K

(VLE=PRS,PROPS=EXCST)

1-Phase Flash results at T = 300.000 K and P = 15.0000 MPa

Component	Feed	Liquid	Phi
-----------	------	--------	-----

hydrogen	0.100000	0.100000	0.152954
methane	0.900000	0.900000	0.723259
Molar Basis			
	1.00000	1.00000	Feed Fraction
	14.6398	14.6398	Molar Mass
	0.891925	0.891925	Comp. Factor, Z
	98.7073	98.7073	D, kg/m**3
	-4721.20	-4721.20	H, kJ/kg
	9.38161	9.38161	S, kJ/kg.K
	3.41044	3.41044	Cp, kJ/kg.K
		1.68229	Cp/Cv
		504.265	Sound Speed, m/s
		1.95136	JT, K/MPa
		16.0389	Visc., uPa.s
		0.62764E-01	Th. Cond., W/m.K

(VLE=PRS, PROPS=EXCST)

Appendix B: supertrapp Code Verification

B.1 Code Description

Identification

NIST Standard Reference Database 4
NIST Thermophysical Properties of Hydrocarbon Mixtures Database
(SUPERTRAPP)
Version 3.1
February 2003

Author

M.L. Huber
National Institute of Standards and Technology (NIST)
Physical and Chemical Properties Division
Boulder, CO

Vendor

U.S. Department of Commerce
National Institute of Standards and Technology (NIST)
Standard Reference Data Program
Gaithersburg, MD 20899

Abstract

NIST `supertrapp` is an interactive computer program for the prediction of thermodynamic properties of mixtures. It may be used for pure fluids or for mixtures of up to 20 components. NIST `supertrapp` performs phase equilibria calculations and gives the thermophysical properties of all phases and the feed. These results include both equilibrium properties (density, compressibility factor, enthalpy, entropy, specific heats, sound speed, Joule-Thompson coefficient) and transport properties (viscosity and thermal conductivity).

Usage in this Analysis

The `supertrapp` code was used to calculate compressibility factors and viscosity for pure H₂ gas and for gas mixtures (H₂-CO₂ and H₂-CH₄) over a range of compositions. These calculations were performed at a temperature of 300K and for pressures ranging from 7 to 15 Mpa.

B.2 Verification Procedure

The NIST `supertrapp` code was verified using a two-step procedure. First an installation check was performed by comparing the results of two sample calculations run on the target platform (a PC workstation running the Windows XP operating system, Version 5.1.2600) with sample output files provided by the code author. Next, a series of tests were performed to compare values of *viscosity and compressibility predicted by supertrapp to values reported in the scientific literature.*

B.2.1 Installation Check

For the installation check, we select a 50/50 by mole mixture of C1/C4 and perform flash calculations at T=300K for P=20 bar and P=1 bar. We compare the results with those obtained by the code author on the her machine.

B.2.2 Comparison of supertrapp Results with Literature Values

The `supertrapp` code is used in this analysis to compute compressibility and viscosity for H₂-CO₂ and H₂-CH₄ mixtures at 300K over a range of pressures. In order to verify `supertrapp` for this purpose, `supertrapp` compressibility and viscosity predictions are compared with values published in the scientific literature for similar temperature and pressures. Since data for H₂-CO₂ and H₂-CH₄ mixtures are not readily available, this comparison is performed for pure H₂, CO₂, and CH₄, as well as a natural gas mixture composed of CH₄, C₂H₆, C₃H₈, N₂, and CO₂. A summary of the cases used for comparison is given in Table 3.

Table 3: Summary of `supertrapp` Verification Tests

Name	Composition	Temperature (K)	Pressure (MPa)	Reference
Hydrogen	H ₂	≈ 298	≈ 5-20	[11]
Carbon Dioxide	CO ₂	300	≈ 7-18	[5]
Methane	CH ₄	≈ 293	≈ 4-18	[8]
Natural Gas	CH ₄ , 84.84 mol %; C ₂ H ₆ , 8.4 mol %; C ₃ H ₈ , 0.50 mol %; N ₂ , 5.60 mol %; CO ₂ , 0.66 mol %	≈ 294	≈ 4-14	[2]

For H₂, we use reported values for both compressibility factor and for viscosity. For the other gases and for the natural gas mixture, we compute the compressibility factor from the reported temperature, pressure, density, and composition according to the following formula

$$Z = \frac{P}{\rho RT} \quad (3)$$

where P is the absolute pressure, ρ is the density, and R is the gas constant for the gas in question. The gas constant for a specific gas can be computed from

$$R = \frac{\mathcal{R}}{mw} \quad (4)$$

where \mathcal{R} is the universal gas constant and mw is the molecular weight. In this analysis, we use $\mathcal{R} = 8314.4 \text{ (N}\cdot\text{m)/(kg}\cdot\text{mole}\cdot\text{K)}$. The molecular weights for the various gases calculated from their molecular formula and atomic weights obtained from [12] are shown in Table 4 along with the calculated gas constant for each.

Table 4: Atomic and Molecular Data Used in supertrapp Verification

Atomic Data from [12]			
Name	Symbol	Atomic Weight	
Hydrogen	H	1.00794	
Carbon	C	12.0107	
Nitrogen	N	14.0067	
Oxygen	O	15.9994	
Computed Molecular Data			
Name	Composition	Molecular Weight	R (N · m/kg/K)
Hydrogen	H ₂	2.01588	4124.5
Carbon Dioxide	CO ₂	44.0095	188.9
Methane	CH ₄	16.0425	518.2709
Natural Gas	CH ₄ , 84.84 mol %; C ₂ H ₆ , 8.4 mol %; C ₃ H ₈ , 0.50 mol %; N ₂ , 5.60 mol %; CO ₂ , 0.66 mol %	18.2159	456.4

The input files, recorded user interaction with `supertrapp`, and output files for the verification exercises are included in section B.4.

B.3 Verification Results and Conclusions

B.3.1 Installation Check Results

The results of the flash calculations were written to the file `chk_01.out` which we compare to the file `sampleca.txt` supplied by the code author. Comparison of the files shows that they contain identical results.

CHK_01.OUT Listing

2-Phase Flash results at T = 300.000 K and P = 20.0000 bar

Component	Feed	Liquid	Vapor	Phi	K
methane	0.500000	0.938345E-01	0.834113	0.812336	.89E+01
n-butane	0.500000	0.906666	0.165887	0.122120	.18E+00

Molar Basis

1.00000	0.451029	0.548871	Feed Fraction
37.0823	54.1947	23.0229	Molar Mass
0.543842	0.785324E-01	0.926136	Comp. Factor, Z
0.646733E-01	0.653336	0.189327E-01	D, g/cm**3
-2.95670	-2.60142	-3.64380	H, kJ/g
5.45448	4.14421	8.01785	S, J/g.K
2.42781	2.52442	2.24096	Cp, J/g.K
	1.47193	1.29326	Cp/Cv
	856.526	346.354	Sound Speed, m/s
	-0.216219E-01	0.631247	JT, K/bar
	139.662	10.8666	Visc., uPa.s
	108.054	31.2262	Th. Cond., mW/m.K

(VLE=PRS,PROPS=EXCST)

1-Phase Flash results at T = 300.000 K and P = 1.00000 bar

Component	Feed	Vapor	Phi
methane	0.500000	0.500000	0.501146
n-butane	0.500000	0.500000	0.489220

Molar Basis

1.00000	1.00000	Feed Fraction
37.0823	37.0823	Molar Mass
0.990291	0.990291	Comp. Factor, Z
0.150126E-02	0.150126E-02	D, g/cm**3
-2.70883	-2.70883	H, kJ/g
6.85816	6.85816	S, J/g.K
1.85481	1.85481	Cp, J/g.K
	1.14417	Cp/Cv
	274.703	Sound Speed, m/s
	1.11512	JT, K/bar
	8.98036	Visc., uPa.s
	20.9476	Th. Cond., mW/m.K

(VLE=PRS,PROPS=EXCST)

Sampleca.txt Listing

2-Phase Flash results at T = 300.000 K and P = 20.0000 bar

Component	Feed	Liquid	Vapor	Phi	K
methane	0.500000	0.938345E-01	0.834113	0.812336	.89E+01
n-butane	0.500000	0.906666	0.165887	0.122120	.18E+00

Molar Basis

1.00000	0.451029	0.548871	Feed Fraction
37.0823	54.1947	23.0229	Molar Mass
0.543842	0.785324E-01	0.926136	Comp. Factor, Z
0.646733E-01	0.653336	0.189327E-01	D, g/cm**3
-2.95670	-2.60142	-3.64380	H, kJ/g
5.45448	4.14421	8.01785	S, J/g.K
2.42781	2.52442	2.24096	Cp, J/g.K
	1.47193	1.29326	Cp/Cv
	856.526	346.354	Sound Speed, m/s
	-0.216219E-01	0.631247	JT, K/bar
	139.662	10.8666	Visc., uPa.s
	108.054	31.2262	Th. Cond., mW/m.K

(VLE=PRS,PROPS=EXCST)

1-Phase Flash results at T = 300.000 K and P = 1.00000 bar

Component	Feed	Vapor	Phi
methane	0.500000	0.500000	0.501146
n-butane	0.500000	0.500000	0.489220

Molar Basis

1.00000	1.00000	Feed Fraction
37.0823	37.0823	Molar Mass
0.990291	0.990291	Comp. Factor, Z
0.150126E-02	0.150126E-02	D, g/cm**3
-2.70883	-2.70883	H, kJ/g
6.85816	6.85816	S, J/g.K
1.85481	1.85481	Cp, J/g.K
	1.14417	Cp/Cv
	274.703	Sound Speed, m/s
	1.11512	JT, K/bar
	8.98036	Visc., uPa.s
	20.9478	Th. Cond., mW/m.K

(VLE=PRS,PROPS=EXCST)

B.3.2 Comparison of supertrapp Results with Literature Values

The comparison of supertrapp results for compressibility and viscosity of H₂ with published values [11] is shown in Table 5. In this case, the literature values are not direct measurements, but rather correlations based upon experimental data. We note that the supertrapp predictions agree with the published values to within 5%. The uncertainty in the literature values was not reported.

Table 5: supertrapp Results Compared with Literature Values: H₂

P (MPa)	Z (-)	Z_{st} (-)	ΔZ (%)	η ($\mu\text{Pa}\cdot\text{s}$)	η_{st} ($\mu\text{Pa}\cdot\text{s}$)	$\Delta\eta$ (%)
3.040	1.0182	1.0295	1.1118			
5.066	1.0303	1.0484	1.7529	8.9500	8.8480	-1.1399
10.133	1.0613	1.0932	3.0095	9.0500	8.8480	-2.2323
15.199	1.0929	1.1359	3.9317			
20.265	1.1252	1.1770	4.6081	9.3100	8.8480	-4.9626

Z = compressibility factor

η = viscosity

$(\cdot)_{st}$ = supertrapp computed value

Comparison of supertrapp results for compressibility and viscosity of CO₂ with published values [5] is shown in Table 6. We note that the supertrapp predictions agree with the published values to within 2%. The estimated experimental error in the published values is approximately 2%.

Table 6: supertrapp Results Compared with Literature Values: CO₂

P (MPa)	ρ (kg/m^3)	Z (-)	Z_{st} (-)	ΔZ (%)	η ($\mu\text{Pa}\cdot\text{s}$)	η_{st} ($\mu\text{Pa}\cdot\text{s}$)	$\Delta\eta$ (%)
7.365	728.357	0.1784	0.1774	-0.5430	61.4000	61.1858	-0.3489
10.169	792.171	0.2265	0.2229	-1.5709	73.6000	73.1707	-0.5833
13.060	846.259	0.2723	0.2730	0.2441	81.9000	80.8654	-1.2632
14.310	859.814	0.2937	0.2945	0.2922	83.5000	83.6430	0.1713
15.295	869.364	0.3104	0.3114	0.3200	86.4000	85.6799	-0.8334
16.773	882.346	0.3354	0.3366	0.3606	88.5000	88.5405	0.0458
17.761	890.268	0.3520	0.3534	0.3838	92.1000	90.3452	-1.9053

Z = compressibility factor

η = viscosity

$(\cdot)_{st}$ = supertrapp computed value

The comparison of **supertrapp** results for compressibility and viscosity of CH₄ with published values [8] is shown in Table 7. We note that the **supertrapp** predictions agree with the published values to within 3%. The reported uncertainty in the measured values is ± 0.15 to $\pm 0.4\%$ for viscosity and ± 0.02 to $\pm 0.05\%$

Table 7: **supertrapp** Results Compared with Literature Values: CH₄

P (MPa)	ρ (kg/m ³)	Z (-)	Z_{st} (-)	ΔZ (%)	η ($\mu\text{Pa}\cdot\text{s}$)	η_{st} ($\mu\text{Pa}\cdot\text{s}$)	$\Delta\eta$ (%)
4.219	30.017	0.9251	0.9237	-0.1527	11.8070	11.9758	1.4297
7.912	60.058	0.8671	0.8680	0.1011	12.9660	13.2580	2.2520
11.298	89.924	0.8269	0.8315	0.5506	14.4280	14.8331	2.8077
11.310	90.033	0.8268	0.8314	0.5534	14.4420	14.8392	2.7503
14.702	120.156	0.8053	0.8117	0.7853	16.2930	16.7122	2.5729
18.351	150.057	0.8049	0.8113	0.7977	18.5350	18.9284	2.1225

Z = compressibility factor

η = viscosity

$(\cdot)_{st}$ = **supertrapp** computed value

The comparison with literature values for the natural gas mixture is shown in Table 8. We note that the **supertrapp** predictions agree with the published values to within approximately 3%. The uncertainty of the reported measurements is estimated to be $\pm 1\%$.

Table 8: **supertrapp** Results Compared with Literature Values: Natural Gas Mixture

T (K)	P (MPa)	ρ (kg/m ³)	Z (-)	Z_{st} (-)	ΔZ (%)	η ($\mu\text{Pa}\cdot\text{s}$)	η_{st} ($\mu\text{Pa}\cdot\text{s}$)	$\Delta\eta$ (%)
293.963	0.310	2.326	0.9933	0.9935	0.0173	11.4400	11.5134	0.6416
293.956	2.060	16.050	0.9566	0.9569	0.0287	11.5800	11.8013	1.9111
293.949	4.030	32.760	0.9169	0.9171	0.0293	12.0500	12.2951	2.0340
293.929	6.020	51.090	0.8783	0.8801	0.2100	12.6500	12.9780	2.5929
293.929	8.040	71.090	0.8430	0.8473	0.5094	13.4700	13.8560	2.8656
293.924	10.080	92.140	0.8155	0.8200	0.5543	14.4700	14.9180	3.0961
293.936	12.190	114.980	0.7902	0.7989	1.0972	15.7700	16.1824	2.6151
293.963	14.040	134.460	0.7782	0.7873	1.1623	17.0200	17.4062	2.2691

Z = compressibility factor

η = viscosity

$(\cdot)_{st}$ = **supertrapp** computed value

B.3.3 Conclusions

The **supertrapp** predictions of compressibility factor and viscosity agree with the published values to within 5% over a wide range of compositions and pressures. For the application reported in this memo, we are interested in compressibility and viscosity changes with changing gas composition that are 1-2 orders of magnitude larger than this estimated uncertainty in the **supertrapp** results. Thus we conclude that the use of **supertrapp** is appropriate for this application.

B.4 Input Files, User Interaction, and Output Files for supertrapp Verification

B.4.1 H₂

H₂: supertrapp Input File (h2.inp)

```
COMP 1  HYDROGEN
FEED 1  1.0000
FLTP 298.15  3.03975
FEED 1  1.0000
FLTP 298.15  5.06626
FEED 1  1.0000
FLTP 298.15  10.1326
FEED 1  1.0000
FLTP 298.15  15.19875
FEED 1  1.0000
FLTP 298.15  20.265
$END
```

H₂: User Interaction with supertrapp (Part 1/2)

```

Microsoft Windows XP [Version 5.1.2600]
(C) Copyright 1985-2001 Microsoft Corp.
C:\PROGRAMS\NIST\supertrapp>supertrapp

*****
* NIST Standard Reference Database 4
* NIST THERMOPHYSICAL PROPERTIES OF HYDROCARBON MIXTURES
* Program SUPERTRAPP - Version 3.1
*
* Based on research sponsored by
* the NASA Lewis Research Center,
* the NIST Supercritical Fluid Property Consortium
* and Standard Reference Data
*
* Physical and Chemical Properties Division
*
* Distributed by Standard Reference Data
* National Institute of Standards and Technology
* Gaithersburg, MD 20899 USA
*
* Copyright 2003 by the U.S. Secretary of Commerce
* on behalf of the United States of America
* All rights reserved.
*****

For help in response to any question, enter "?".
For a brief description of SUPERTRAPP, enter "?".
Press enter to continue.

Do you want to use default settings? (Y/N)
(The default settings are whatever you last selected for units and file I/O.)
n

Do you want to input from a file (N/Y)? y
Please enter the name of the input file. h2.inp
Do you want to output to a file (N/Y)? y
Please enter the output file name. h2.out
Do you also want output to the terminal (Y/N)? n
Do you want to change the units (N/Y)? y

*****
SUPERTRAPP 2.00 Property Unit Menu
*****

Property *****options***** current
Temperature(K .R .C .F .K
Pressure (atm .bar .MPa .Psig .Psia .mmHg.kgf)bar
Volume (liter .cm**3 .cm**3 .in**3 .ft**3 .liter
Energy (cal .J .btu .kcal .kJ .
Mass (mol .lb-mol .kg .g .lb .mol
Velocity (m/s .cm/s .ft/s .in/s .lb/ft.h .m/s
Viscosity (uP .cP .uPa.s .lb/ft.s .lb/ft.h .uP
Thm. Cond. (W/m.K .cal/cm.s.K.btu/ft.s.F.btu/ft.h.F.mW/m.K .

default set options
(1) Scientific (K .atm .liter .cal .mol .cm/s .uP .cal/cm.s.K)
(2) S.I. (K .MPa .cm**3 .kJ .kg .m/s .uPa.s .W/m.K .)
(3) Engineering (F .Psia .ft**3 .btu .lb .ft/s .lb/ft.s .btu/ft.h.F)
(4) Mixed (K .bar .liter .kJ .mol .m/s .uP .mW/m.K .)

Enter the new unit or default option (X to exit)?

```

H₂: User Interaction with supertrapp (Part 2/2)

```

Enter the new unit or default option (<X to exit>)? 2

*****
SUPERTRAPP 2.00 Property Unit Menu
*****

Property *****options***** current
Temperature<K .R .C .F .Psia .mmHg.kpf>MPa
Pressure (atm .bar .MPa .Psig .Psia .mmHg.kpf)MPa
Volume (liter .m**3 .cm**3 .in**3 .ft**3 )m**3
Energy (cal .J .btu .kcal .kJ . )kJ
Mass (mol .lb-mol .kg .g .lb . )kg
Velocity (m/s .cm/s .ft/s .in/s . )m/s
Viscosity (uP .cP .uPa.s .lb/ft.s .lb/ft.h. )uPa.s
Thm. Cond. (W/m.K .cal/cm.s.K.btu/ft.s.F.btu/ft.h.F.mW/m.K . )W/m.K

default set options
<1> Scientific <K .atm .liter .cal .mol .cm/s .uP .cal/cm.s.K>
<2> S.I. <K .MPa .m**3 .kJ .kg .m/s .uPa.s .W/m.K .>
<3> Engineering <F .Psia .ft**3 .btu .lb .ft/s .lb/ft.s .btu/ft.h.F>
<4> Mixed <K .bar .liter .kJ .mol .m/s .uP .mW/m.K .>

Enter the new unit or default option (<X to exit>)? x

*****
SUPERTRAPP 2.00 Property Unit Menu
*****

Property *****options***** current
Temperature<K .R .C .F .Psia .mmHg.kpf>MPa
Pressure (atm .bar .MPa .Psig .Psia .mmHg.kpf)MPa
Volume (liter .m**3 .cm**3 .in**3 .ft**3 )m**3
Energy (cal .J .btu .kcal .kJ . )kJ
Mass (mol .lb-mol .kg .g .lb . )kg
Velocity (m/s .cm/s .ft/s .in/s . )m/s
Viscosity (uP .cP .uPa.s .lb/ft.s .lb/ft.h. )uPa.s
Thm. Cond. (W/m.K .cal/cm.s.K.btu/ft.s.F.btu/ft.h.F.mW/m.K . )W/m.K

default set options
<1> Scientific <K .atm .liter .cal .mol .cm/s .uP .cal/cm.s.K>
<2> S.I. <K .MPa .m**3 .kJ .kg .m/s .uPa.s .W/m.K .>
<3> Engineering <F .Psia .ft**3 .btu .lb .ft/s .lb/ft.s .btu/ft.h.F>
<4> Mixed <K .bar .liter .kJ .mol .m/s .uP .mW/m.K .>

The units have been reset as requested.

Do you want to enter compositions on a mass basis <N/Y>?n
Do you want to input composition as mole fractions
(If the answer is no, input can be in moles) <N/Y>?y

End-of-file encountered on input file
returning to interactive input mode
For a list of available options, type ? Otherwise
enter command or, if you wish to do a flash calculation,
enter I(K) and P(MPa) separated by a comma.
quit

Program Terminated- Exiting NISI4
C:\PROGRAM\NIST\sprtrapp>

```

H₂: supertrapp Output File (H2.OUT)

1-Phase Flash results at T = 298.150 K and P = 3.03975 MPa

Component	Feed	Vapor	Phi
hydrogen	1.00000	1.00000	1.03041

Molar Basis

1.00000	1.00000	Feed Fraction
2.01588	2.01588	Molar Mass
1.02952	1.02952	Comp. Factor, Z
2.40106	2.40106	D, kg/m**3
34.3021	34.3021	H, kJ/kg
50.9503	50.9503	S, kJ/kg.K
15.4739	15.4739	Cp, kJ/kg.K
	1.36518	Cp/Cv
	1333.39	Sound Speed, m/s
	-0.714359	JT, K/MPa
	8.84798	Visc., uPa.s
	0.201468	Th. Cond., W/m.K

(VLE=PRS,PROPS=EXCST)

1-Phase Flash results at T = 298.150 K and P = 5.06625 MPa

Component	Feed	Vapor	Phi
hydrogen	1.00000	1.00000	1.05071

Molar Basis

1.00000	1.00000	Feed Fraction
2.01588	2.01588	Molar Mass
1.04836	1.04836	Comp. Factor, Z
3.92987	3.92987	D, kg/m**3
56.4423	56.4423	H, kJ/kg
48.8372	48.8372	S, kJ/kg.K
15.5184	15.5184	Cp, kJ/kg.K
	1.36479	Cp/Cv
	1358.78	Sound Speed, m/s
	-0.898348	JT, K/MPa
	8.84798	Visc., uPa.s
	0.204044	Th. Cond., W/m.K

(VLE=PRS,PROPS=EXCST)

1-Phase Flash results at T = 298.150 K and P = 10.1325 MPa

Component	Feed	Vapor	Phi
hydrogen	1.00000	1.00000	1.10177

Molar Basis

1.00000	1.00000	Feed Fraction
2.01588	2.01588	Molar Mass
1.09324	1.09324	Comp. Factor, Z
7.53707	7.53707	D, kg/m**3
110.008	110.008	H, kJ/kg
45.9623	45.9623	S, kJ/kg.K
15.6189	15.6189	Cp, kJ/kg.K
	1.36340	Cp/Cv
	1411.30	Sound Speed, m/s
	-0.864866	JT, K/MPa
	8.84798	Visc., uPa.s
	0.210019	Th. Cond., W/m.K

(VLE=PRS,PROPS=EXCST)

1-Phase Flash results at T = 298.150 K and P = 15.1988 MPa

Component	Feed	Liquid	Phi
hydrogen	1.00000	1.00000	1.15355

Molar Basis

1.00000	1.00000	Feed Fraction
2.01588	2.01588	Molar Mass
1.13587	1.13587	Comp. Factor, Z
10.8813	10.8813	D, kg/m**3
161.928	161.928	H, kJ/kg
44.2748	44.2748	S, kJ/kg.K
15.7038	15.7038	Cp, kJ/kg.K
	1.36131	Cp/Cv
	1461.99	Sound Speed, m/s
	-0.845815	JT, K/MPa
	8.84798	Visc., uPa.s
	0.215478	Th. Cond., W/m.K

(VLE=PRS,PROPS=EXCST)

1-Phase Flash results at T = 298.150 K and P = 20.2650 MPa

Component	Feed	Liquid	Phi
hydrogen	1.00000	1.00000	1.20636

Molar Basis

1.00000	1.00000	Feed Fraction
2.01588	2.01588	Molar Mass
1.17705	1.17705	Comp. Factor, Z
14.0009	14.0009	D, kg/m**3
212.966	212.966	H, kJ/kg
43.0748	43.0748	S, kJ/kg.K
15.7737	15.7737	Cp, kJ/kg.K
	1.35849	Cp/Cv
	1510.39	Sound Speed, m/s
	-0.635380	JT, K/MPa
	8.84798	Visc., uPa.s
	0.220563	Th. Cond., W/m.K

(VLE-PBS, PROPS-EXCST)

B.4.2 Carbon Dioxide

Carbon Dioxide: Input supertrapp File (co2.inp)

```
COMP 1  CO2
FEED 1  1.0000
FLTP 300.00  7.3648
FEED 1  1.0000
FLTP 300.00  10.1665
FEED 1  1.0000
FLTP 300.00  13.0598
FEED 1  1.0000
FLTP 300.00  14.3100
FEED 1  1.0000
FLTP 300.00  15.2947
FEED 1  1.0000
FLTP 300.00  16.7726
FEED 1  1.0000
FLTP 300.00  17.7611
FEED 1  1.0000
FLTP 300.00  18.0004
$END
```

Carbon Dioxide: User Interaction with supertrapp (Part 1/2)

```

Microsoft Windows XP [Version 5.1.2600]
(C) Copyright 1985-2001 Microsoft Corp.
C:\PROGRAMS\NIST\supertrap>strapp

*****
* NIST Standard Reference Database 4
* NIST THERMOPHYSICAL PROPERTIES OF HYDROCARBON MIXTURES
* Program SUPERTRAPP - Version 3.1
*
* Based on research sponsored by
* the NASA Lewis Research Center,
* the NIST Supercritical Fluid Property Consortium
* and Standard Reference Data
*
* Physical and Chemical Properties Division
*
* Distributed by Standard Reference Data
* National Institute of Standards and Technology
* Gaithersburg, MD 20899 USA
*
* Copyright 2003 by the U.S. Secretary of Commerce
* on behalf of the United States of America
* All rights reserved.
*****

For help in response to any question, enter "?".
For a brief description of SUPERTRAPP, enter "?".
Press enter to continue.

Do you want to use default settings? (Y/N)
(The default settings are whatever you last selected for units and file I/O.)
n

Do you want to input from a file (N/Y)? y
Please enter the name of the input file. co2.inp
Do you want to output to a file (N/Y)? y
Please enter the output file name. co2.out
Do you also want output to the terminal (Y/N)? n
Do you want to change the units (N/Y)? y

*****
SUPERTRAPP 2.00 Property Unit Menu
*****

Property *****options***** current
Temperature(K .R .C .F .Psia .mmHg,kpf)bar
Pressure (atm .bar .MPa .Psi .Psig .Pa .kPa .MPa .GPa)bar
Volume (liter .m**3 .cm**3 .in**3 .ft**3 .m**3)liter
Energy (cal .J .btu .kcal .kJ .cal .J .btu .kcal .kJ)kJ
Mass (mol .lb-mol .kg .g .lb .kg)mol
Velocity (m/s .cm/s .ft/s .in/s .m/s .ft/s) m/s
Viscosity (cP .mPa.s .cP .mPa.s .cP .mPa.s) cP
Thm. Cond. (W/m.K .cal/cm.s.K .btu/ft.s.F .btu/ft.h.F .mW/m.K .W/m.K) W/m.K

default set options
(1) Scientific (K .atm .liter .cal .mol .cm/s .uP .cal/cm.s.K)
(2) S.I. (K .MPa .m**3 .kJ .kg .m/s .uPa.s .W/m.K)
(3) Engineering (R .Psia .ft**3 .btu .lb .ft/s .lb/ft.s .btu/ft.h.F)
(4) Mixed (K .bar .liter .kJ .mol .m/s .uP .mW/m.K)

Enter the new unit or default option (K for exit)?

```

Carbon Dioxide: User Interaction with supertrapp (Part 1/2)

```

Enter the new unit or default option (X to exit)? 2

*****
SUPERTRAPP 2.00 Property Unit Menu
*****

Property *****options***** current
Temperature(K .R .C .F .Psia .mmHg.kpf)MPa
Pressure (atm .bar .MPa .Psig .Pa .mmHg.kpf)MPa
Volume (liter .m**3 .cm**3 .in**3 .ft**3 .)m**3
Energy (cal .J .btu .kcal .kJ .)kJ
Mass (mol .lb-mol .kg .g .lb .)kg
Velocity (m/s .cm/s .ft/s .in/s .)m/s
Viscosity (uP .cP .uPa.s .lb/ft.s .lb/ft.h.)uPa.s
Thm. Cond. (W/m.K .cal/cm.s.K.btu/ft.s.F.btu/ft.h.F.mW/m.K .)W/m.K

default set options
(1) Scientific (X .atm .liter .cal .mol .cm/s .uP .cal/cm.s.K)
(2) S.I. (X .MPa .m**3 .kJ .kg .m/s .uPa.s .W/m.K)
(3) Engineering (F .Psia .ft**3 .btu .lb .ft/s .lb/ft.s .btu/ft.h.F)
(4) Mixed (X .bar .liter .kJ .mol .m/s .uP .mW/m.K)

Enter the new unit or default option (X to exit)? x

*****
SUPERTRAPP 2.00 Property Unit Menu
*****

Property *****options***** current
Temperature(K .R .C .F .Psia .mmHg.kpf)MPa
Pressure (atm .bar .MPa .Psig .Pa .mmHg.kpf)MPa
Volume (liter .m**3 .cm**3 .in**3 .ft**3 .)m**3
Energy (cal .J .btu .kcal .kJ .)kJ
Mass (mol .lb-mol .kg .g .lb .)kg
Velocity (m/s .cm/s .ft/s .in/s .)m/s
Viscosity (uP .cP .uPa.s .lb/ft.s .lb/ft.h.)uPa.s
Thm. Cond. (W/m.K .cal/cm.s.K.btu/ft.s.F.btu/ft.h.F.mW/m.K .)W/m.K

default set options
(1) Scientific (X .atm .liter .cal .mol .cm/s .uP .cal/cm.s.K)
(2) S.I. (X .MPa .m**3 .kJ .kg .m/s .uPa.s .W/m.K)
(3) Engineering (F .Psia .ft**3 .btu .lb .ft/s .lb/ft.s .btu/ft.h.F)
(4) Mixed (X .bar .liter .kJ .mol .m/s .uP .mW/m.K)

The units have been reset as requested.

Do you want to enter compositions on a mass basis (N/Y)?n
Do you want to input composition as mole fractions
(IF the answer is no, input can be in moles) (N/Y)?y

End-of-file encountered on input file
returning to interactive input mode
For a list of available options, type ? Otherwise
enter command or, if you wish to do a flash calculation,
enter T(K) and P(MPa) separated by a comma.
quit

Program Terminated- Exiting NIST4
C:\PROGRAM\1\NIST\sprtrap>_

```

Carbon Dioxide: supertrapp Output File (CO2.OUT)

```

1-Phase Flash results at T = 300.000 K and P = 7.36480 MPa
-----Component----- --Feed-- --Liquid-- --Phi----
carbon dioxide 1.00000 1.00000 0.631333
,Molar Basis
1.00000 1.00000 Feed Fraction
44.0095 44.0095 Molar Mass
0.177439 0.177439 Comp. Factor, Z
732.336 732.336 D, kg/m**3
-9175.03 -9175.03 H, kJ/kg
3.36364 3.36364 S, kJ/kg.K
4.81529 4.81529 Cp, kJ/kg.K
5.26161 Cp/Cv
341.916 Sound Speed, m/s
1.77429 JT, K/MPa
61.1868 Visc., uPa.s
0.876187E-01 Th. Cond.,W/m.K
  
```

(VLE=PRS,PROPS=EXCST)

```

1-Phase Flash results at T = 300.000 K and P = 10.1665 MPa
-----Component----- --Feed-- --Liquid-- --Phi----
carbon dioxide 1.00000 1.00000 0.487448
,Molar Basis
1.00000 1.00000 Feed Fraction
44.0095 44.0095 Molar Mass
0.222926 0.222926 Comp. Factor, Z
804.815 804.815 D, kg/m**3
-9187.99 -9187.99 H, kJ/kg
3.29626 3.29626 S, kJ/kg.K
2.95518 2.95518 Cp, kJ/kg.K
3.37258 Cp/Cv
445.627 Sound Speed, m/s
0.947964 JT, K/MPa
73.1707 Visc., uPa.s
0.953999E-01 Th. Cond.,W/m.K
  
```

(VLE=PRS,PROPS=EXCST)

```

1-Phase Flash results at T = 300.000 K and P = 13.0598 MPa
-----Component----- --Feed-- --Liquid-- --Phi----
carbon dioxide 1.00000 1.00000 0.403720
,Molar Basis
1.00000 1.00000 Feed Fraction
44.0095 44.0095 Molar Mass
0.272954 0.272954 Comp. Factor, Z
844.197 844.197 D, kg/m**3
-9194.08 -9194.08 H, kJ/kg
3.26628 3.26628 S, kJ/kg.K
2.51262 2.51262 Cp, kJ/kg.K
2.91788 Cp/Cv
510.665 Sound Speed, m/s
0.638586 JT, K/MPa
80.8654 Visc., uPa.s
0.101656 Th. Cond.,W/m.K
  
```

(VLE=PRS,PROPS=EXCST)

```

1-Phase Flash results at T = 300.000 K and P = 14.3100 MPa
-----Component----- --Feed-- --Liquid-- --Phi----
carbon dioxide 1.00000 1.00000 0.378126
,Molar Basis
1.00000 1.00000 Feed Fraction
44.0095 44.0095 Molar Mass
0.294510 0.294510 Comp. Factor, Z
857.308 857.308 D, kg/m**3
-9195.91 -9195.91 H, kJ/kg
3.25630 3.25630 S, kJ/kg.K
2.40342 2.40342 Cp, kJ/kg.K
2.80445 Cp/Cv
533.561 Sound Speed, m/s
0.552309 JT, K/MPa
83.6430 Visc., uPa.s
0.104055 Th. Cond.,W/m.K
  
```

(VLE=PRS,PROPS=EXCST)

```

1-Phase Flash results at T = 300.000 K and P = 15.2947 MPa
-----Component----- --Feed-- --Liquid-- --Phi----
carbon dioxide 1.00000 1.00000 0.360984
,Molar Basis
1.00000 1.00000 Feed Fraction
44.0095 44.0095 Molar Mass
0.311404 0.311404 Comp. Factor, Z
866.590 866.590 D, kg/m**3
-9197.13 -9197.13 H, kJ/kg
3.24743 3.24743 S, kJ/kg.K
2.33441 2.33441 Cp, kJ/kg.K
2.73232 Cp/Cv
550.137 Sound Speed, m/s
0.496386 JT, K/MPa
  
```

```

85.6799      Visc., uPa.s
0.105847     Th. Cond., W/m.K

(VLE=PRS,PROPS=EXCST)

1-Phase Flash results at T = 300.000 K and P = 16.7726 MPa
-----Component-----Feed--- --Liquid-- ---Phi---
carbon dioxide 1.00000 1.00000 0.339157
Molar Basis
1.00000 1.00000 Feed Fraction
44.0095 44.0095 Molar Mass
0.336606 0.336606 Comp. Factor, Z
879.177 879.177 D, kg/m**3
-9198.68 -9198.68 H, kJ/kg
3.23661 3.23661 S, kJ/kg.K
2.25013 2.25013 Cp, kJ/kg.K
2.64362 Cp/Cv
573.103 Sound Speed, m/s
0.423587 JT, K/MPa
88.5405 Visc., uPa.s
0.108402 Th. Cond., W/m.K

(VLE=PRS,PROPS=EXCST)

1-Phase Flash results at T = 300.000 K and P = 17.7611 MPa
-----Component-----Feed--- --Liquid-- ---Phi---
carbon dioxide 1.00000 1.00000 0.326870
Molar Basis
1.00000 1.00000 Feed Fraction
44.0095 44.0095 Molar Mass
0.353354 0.353354 Comp. Factor, Z
886.864 886.864 D, kg/m**3
-9199.57 -9199.57 H, kJ/kg
3.22993 3.22993 S, kJ/kg.K
2.20327 2.20327 Cp, kJ/kg.K
2.59394 Cp/Cv
587.402 Sound Speed, m/s
0.382515 JT, K/MPa
90.2452 Visc., uPa.s
0.110033 Th. Cond., W/m.K

(VLE=PRS,PROPS=EXCST)

1-Phase Flash results at T = 300.000 K and P = 18.0004 MPa
-----Component-----Feed--- --Liquid-- ---Phi---
carbon dioxide 1.00000 1.00000 0.323864
Molar Basis
1.00000 1.00000 Feed Fraction
44.0095 44.0095 Molar Mass
0.357396 0.357396 Comp. Factor, Z
888.649 888.649 D, kg/m**3
-9199.77 -9199.77 H, kJ/kg
3.22837 3.22837 S, kJ/kg.K
2.19285 2.19285 Cp, kJ/kg.K
2.58286 Cp/Cv
590.752 Sound Speed, m/s
0.373263 JT, K/MPa
90.7708 Visc., uPa.s
0.110419 Th. Cond., W/m.K

(VLE=PRS,PROPS=EXCST)

```

B.4.3 CH₄

CH₄: supertrapp Input File (ch4.inp)

```
CMP 1  METHANE
FEED 1  1.0000
FLTP 1  293.15  0.151
FEED 1  1.0000
FLTP 1  293.15  0.163
FEED 1  1.0000
FLTP 1  293.15  4.219
FEED 1  1.0000
FLTP 1  293.15  7.912
FEED 1  1.0000
FLTP 1  293.15  11.298
FEED 1  1.0000
FLTP 1  293.15  11.310
FEED 1  1.0000
FLTP 1  293.15  14.702
FEED 1  1.0000
FLTP 1  293.15  18.351
$END
```

CH₄: User Interaction with supertrapp (Part 1/2)

```

C:\PROGRAM1\NIST\sprtrap>strapp
*****
* NIST Standard Reference Database 4 *
* NIST THERMOPHYSICAL PROPERTIES OF HYDROCARBON MIXTURES *
* Program SUPERTRAPP - Version 3.1 *
*
* Based on research sponsored by *
* the NASA Lewis Research Center *
* the NIST Supercritical Fluid Property Consortium *
* and Standard Reference Data *
*
* Physical and Chemical Properties Division *
*
* Distributed by Standard Reference Data *
* National Institute of Standards and Technology *
* Gaithersburg, MD 20899 USA *
*
* Copyright 2003 by the U.S. Secretary of Commerce *
* on behalf of the United States of America *
* All rights reserved. *
*****

For help in response to any question, enter "?".
For a brief description of SUPERTRAPP, enter "?".
Press enter to continue.

Do you want to use default settings? (Y/N)
<The default settings are whatever you last selected for units and file I/O.>
n

Do you want to input from a file (N/Y)? y
Please enter the name of the input file. ch4.inp
Do you want to output to a file (N/Y)? y
Please enter the output file name. ch4.out
Do you also want output to the terminal (Y/N) ? n
Do you want to change the units (N/Y) ? y

*****
SUPERTRAPP 2.00 Property Unit Menu
*****

Property *****options***** current
Temperature(K .R .C .P .K
Pressure (atm .bar .MPa .Psig .Psia .mmHg.kpf)bar
Volume (liter .m**3 .cm**3 .in**3 .ft**3 . )liter
Energy (cal .J .btu .kcal .kJ . )kJ
Mass (mol .lb-mol .kg .g .lb . )mol
Velocity (m/s .cm/s .ft/s .in/s .lb/ft.h. . )m/s
Viscosity (uP .cP .uPa.s .lb/ft.h. . )uP
Thm. Cond. (W/m.K .cal/cm.s.K.btu/ft.s.F.btu/ft.h.F.mW/m.K . )mW/m.K

default set options
(1) Scientific (K .atm .liter .cal .mol .cm/s .uP .cal/cm.s.K)
(2) S.I. (K .MPa .m**3 .kJ .kg .m/s .uPa.s .W/m.K )
(3) Engineering (F .Psia .ft**3 .btu .lb .ft/s .lb/ft.s .btu/ft.h.F)
(4) Mixed (K .bar .liter .kJ .mol .m/s .uP .mW/m.K )

Enter the new unit or default option (X to exit)?

```

CH₄: User Interaction with supertrapp (Part 2/2)

```

Enter the new unit or default option <X to exit>? 2

*****
SUPERTRAPP 2.00 Property Unit Menu
*****

Property *****options***** current
Temperature(K .R .C .F .Psig .Psia .mmHg.kpf)MPa
Pressure (atm .bar .MPa .cm**3 .in**3 .ft**3 )m**3
Volume (liter .cm**3 .in**3 .ft**3 )m**3
Energy (cal .J .btu .kcal .kJ . )kJ
Mass (mol .lb-mol .kg .g .lb . )kg
Velocity (m/s .cm/s .ft/s .in/s .lb/ft.h. . )m/s
Viscosity (uP .cP .uPa.s .lb/ft.s .lb/ft.h. . )uPa.s
Thm. Cond. (W/m.K .cal/cm.s.K.btu/ft.s.F.btu/ft.h.F.mW/m.K . )W/m.K

default set options
(1) Scientific <K .atm .liter .cal .mol .cm/s .uP .cal/cm.s.K)
(2) S.I. <K .MPa .m**3 .kJ .kg .m/s .uPa.s .W/m.K )
(3) Engineering <P .Psia .ft**3 .btu .lb .ft/s .lb/ft.s .btu/ft.h.F)
(4) Mixed <K .bar .liter .kJ .mol .m/s .uP .mW/m.K )

Enter the new unit or default option <X to exit>? x

*****
SUPERTRAPP 2.00 Property Unit Menu
*****

Property *****options***** current
Temperature(K .R .C .F .Psig .Psia .mmHg.kpf)MPa
Pressure (atm .bar .MPa .cm**3 .in**3 .ft**3 )m**3
Volume (liter .cm**3 .in**3 .ft**3 )m**3
Energy (cal .J .btu .kcal .kJ . )kJ
Mass (mol .lb-mol .kg .g .lb . )kg
Velocity (m/s .cm/s .ft/s .in/s .lb/ft.h. . )m/s
Viscosity (uP .cP .uPa.s .lb/ft.s .lb/ft.h. . )uPa.s
Thm. Cond. (W/m.K .cal/cm.s.K.btu/ft.s.F.btu/ft.h.F.mW/m.K . )W/m.K

default set options
(1) Scientific <K .atm .liter .cal .mol .cm/s .uP .cal/cm.s.K)
(2) S.I. <K .MPa .m**3 .kJ .kg .m/s .uPa.s .W/m.K )
(3) Engineering <P .Psia .ft**3 .btu .lb .ft/s .lb/ft.s .btu/ft.h.F)
(4) Mixed <K .bar .liter .kJ .mol .m/s .uP .mW/m.K )

The units have been reset as requested.

Do you want to enter compositions on a mass basis <N/Y>?n
Do you want to input composition as mole fractions
<If the answer is no, input can be in moles> <N/Y>?y

End-of-file encountered on input file
returning to interactive input mode
For a list of available options, type ? Otherwise
enter command or, if you wish to do a flash calculation,
enter I(K) and P(MPa) separated by a comma.
quit

Program Terminated- Exiting NIST4
C:\PROGRAM\NIST\sprtrapp>_

```


CH₄: supertrapp Output File (CH4.OUT)

1-Phase Flash results at T = 293.150 K and P = 4.21900 MPa

Component	Feed	Vapor	Phi
methane	1.00000	1.00000	0.924916
,Molar Basis			
	1.00000	1.00000	Feed Fraction
	16.0425	16.0425	Molar Mass
	0.923702	0.923702	Comp. Factor, Z
	30.0629	30.0629	D, kg/m**3
	-4722.64	-4722.64	H, kJ/kg
	9.52561	9.52561	S, kJ/kg.K
	2.60339	2.60339	Cp, kJ/kg.K
		1.43199	Cp/Cv
		431.926	Sound Speed, m/s
		4.20830	JT, K/MPa
		11.9758	Visc., uPa.s
		0.413464E-01	Th. Cond., W/m.K

(VLE=PRS,PROPS=EXCST)

1-Phase Flash results at T = 293.150 K and P = 7.91200 MPa

Component	Feed	Liquid	Phi
methane	1.00000	1.00000	0.867215
,Molar Basis			
	1.00000	1.00000	Feed Fraction
	16.0425	16.0425	Molar Mass
	0.867976	0.867976	Comp. Factor, Z
	59.9973	59.9973	D, kg/m**3
	-4762.93	-4762.93	H, kJ/kg
	9.09566	9.09566	S, kJ/kg.K
	2.94908	2.94908	Cp, kJ/kg.K
		1.58517	Cp/Cv
		432.305	Sound Speed, m/s
		3.64704	JT, K/MPa
		13.2580	Visc., uPa.s
		0.471741E-01	Th. Cond., W/m.K

(VLE=PRS,PROPS=EXCST)

1-Phase Flash results at T = 293.150 K and P = 11.2960 MPa

Component	Feed	Liquid	Phi
methane	1.00000	1.00000	0.821954
,Molar Basis			
	1.00000	1.00000	Feed Fraction
	16.0425	16.0425	Molar Mass
	0.831503	0.831503	Comp. Factor, Z
	89.4316	89.4316	D, kg/m**3
	-4798.25	-4798.25	H, kJ/kg
	8.81834	8.81834	S, kJ/kg.K
	3.28644	3.28644	Cp, kJ/kg.K
		1.73300	Cp/Cv
		443.216	Sound Speed, m/s
		3.04868	JT, K/MPa
		14.8331	Visc., uPa.s
		0.528919E-01	Th. Cond., W/m.K

(VLE=PRS,PROPS=EXCST)

1-Phase Flash results at T = 293.150 K and P = 11.3100 MPa

Component	Feed	Liquid	Phi
methane	1.00000	1.00000	0.821807
,Molar Basis			
	1.00000	1.00000	Feed Fraction
	16.0425	16.0425	Molar Mass
	0.831402	0.831402	Comp. Factor, Z
	89.5375	89.5375	D, kg/m**3
	-4798.37	-4798.37	H, kJ/kg
	8.81747	8.81747	S, kJ/kg.K
	3.28760	3.28760	Cp, kJ/kg.K
		1.73350	Cp/Cv
		443.274	Sound Speed, m/s
		3.04652	JT, K/MPa
		14.8382	Visc., uPa.s
		0.529126E-01	Th. Cond., W/m.K

(VLE=PRS,PROPS=EXCST)

1-Phase Flash results at T = 293.150 K and P = 14.7020 MPa

Component	Feed	Liquid	Phi
methane	1.00000	1.00000	0.784005
,Molar Basis			
	1.00000	1.00000	Feed Fraction
	16.0425	16.0425	Molar Mass
	0.811674	0.811674	Comp. Factor, Z
	119.220	119.220	D, kg/m**3
	-4830.29	-4830.29	H, kJ/kg
	8.59707	8.59707	S, kJ/kg.K
	3.57732	3.57732	Cp, kJ/kg.K
		1.85841	Cp/Cv
		465.806	Sound Speed, m/s
		2.43128	JT, K/MPa

```

16.7122      Visc., uPa.s
0.588594E-01 Th. Cond., W/m.K

(VLE=PRS,PROPS=EXCST)

1-Phase Flash results at T = 293.150 K and P = 18.3510 MPa
-----Component----- --Feed-- --Liquid-- --Phi----
methane      1.00000    1.00000    0.751517
,Molar Basis

      1.00000    1.00000    Feed Fraction
      16.0425    16.0425    Molar Mass
      0.811348    0.811348    Comp. Factor, Z
      148.870     148.870     D, kg/m**3
      -4858.52   -4858.52    H, kJ/kg
      8.40773     8.40773     S, kJ/kg.K
      3.74398     3.74398     Cp, kJ/kg.K
                          1.92481     Cp/Cv
                          503.572     Sound Speed, m/s
                          1.79561     JT, K/MPa
                          18.9284     Visc., uPa.s
                          0.652464E-01 Th. Cond., W/m.K

(VLE=PRS,PROPS=EXCST)

```

B.4.4 Natural Gas

Natural Gas: supertrapp Input File (mix.inp)

```
COMP 1  METHANE
COMP 2  ETHANE
COMP 3  PROPANE
COMP 4  NITROGEN
COMP 5  CO2
FEED 1  0.8484
FEED 2  0.0840
FEED 3  0.0050
FEED 4  0.0560
FEED 5  0.0066
FLTP    293.963    0.310
FEED 1  0.8484
FEED 2  0.0840
FEED 3  0.0050
FEED 4  0.0560
FEED 5  0.0066
FLTP    293.956    2.060
FEED 1  0.8484
FEED 2  0.0840
FEED 3  0.0050
FEED 4  0.0560
FEED 5  0.0066
FLTP    293.949    4.030
FEED 1  0.8484
FEED 2  0.0840
FEED 3  0.0050
FEED 4  0.0560
FEED 5  0.0066
FLTP    293.929    6.020
FEED 1  0.8484
FEED 2  0.0840
FEED 3  0.0050
FEED 4  0.0560
FEED 5  0.0066
FLTP    293.929    8.040
FEED 1  0.8484
FEED 2  0.0840
FEED 3  0.0050
FEED 4  0.0560
FEED 5  0.0066
FLTP    293.924    10.080
FEED 1  0.8484
FEED 2  0.0840
FEED 3  0.0050
FEED 4  0.0560
FEED 5  0.0066
FLTP    293.936    12.180
FEED 1  0.8484
FEED 2  0.0840
FEED 3  0.0050
FEED 4  0.0560
FEED 5  0.0066
FLTP    293.963    14.040
$END
```

Natural Gas: User Interaction with supertrapp (Part 1/2)

```

Microsoft Windows XP [Version 5.1.2600]
(C) Copyright 1985-2001 Microsoft Corp.
C:\PROGRAM\1\NIST\sptrapp>strapp

*****
* NIST Standard Reference Database 4
* NIST THERMOPHYSICAL PROPERTIES OF HYDROCARBON MIXTURES
* Program SUPERTRAPP - Version 3.1
*
* Based on research sponsored by
* the NASA Lewis Research Center
* the NIST Supercritical Fluid Property Consortium
* and Standard Reference Data
*
* Physical and Chemical Properties Division
*
* Distributed by Standard Reference Data
* National Institute of Standards and Technology
* Gaithersburg, MD 20899 USA
*
* Copyright 2003 by the U.S. Secretary of Commerce
* on behalf of the United States of America
* All rights reserved.
*****

For help in response to any question, enter "?".
For a brief description of SUPERTRAPP, enter "?".
Press enter to continue.

Do you want to use default settings? (Y/N)
(The default settings are whatever you last selected for units and file I/O.)
n

Do you want to input from a file (N/Y)? y
Please enter the name of the input file. mix.inp
Do you want to output to a file (N/Y)? y
Please enter the output file name. mix.out
Do you also want output to the terminal (Y/N)? n

Do you want to change the units (N/Y)? y

*****
SUPERTRAPP 2.00 Property Unit Menu
*****

Property *****options***** current
Temperature<K .R .C .F .>R
Pressure <atm .bar .MPa .Psig .Psia .mmHg,kpf>bar
Volume <liter .m**3 .cm**3 .in**3 .ft**3 .>liter
Energy <cal .J .btu .kcal .kJ .>kJ
Mass <mol .lb-mol .kg .g .lb .>mol
Viscosity <m/s .cm/s .ft/s .in/s .>m/s
Viscosity <uP .cP .uPa.s .lb/ft.s .lb/ft.h. .>uP
Thm. Cond. <W/m.K .cal/cm.s.K.btu/ft.s.F.btu/ft.h.F.mW/m.K .>mW/m.K

default set options
<1> Scientific <K .atm .liter .cal .mol .cm/s .uP .cal/cm.s.K>
<2> S.I. <K .MPa .m**3 .kJ .kg .m/s .uPa.s .W/m.K .>
<3> Engineering <F .Psia .ft**3 .btu .lb .ft/s .lb/ft.s .btu/ft.h.F>
<4> Mixed <K .bar .liter .kJ .mol .m/s .uP .mW/m.K .>

Enter the new unit or default option <X to exit>?

```

Natural Gas: User Interaction with supertrapp (Part 2/2)

```

Enter the new unit or default option <K to exit>? 2

*****
SUPERTRAPP 2.00 Property Unit Menu
*****

Property *****options***** current
Temperature<K .R .C .F .Psia .mmHg.kpf>MPa
Pressure <atm .bar .MPa .Psig .Psia .mmHg.kpf>MPa
Volume <liter .m**3 .cm**3 .in**3 .ft**3 .m**3
Energy <cal .J .btu .kcal .kJ
Mass <mol .lb-mol .kg .g .lb .kg
Velocity <m/s .cm/s .ft/s .in/s .lb/ft.s .lb/ft.h
Viscosity <uP .cP .uPa.s .lb/ft.s .lb/ft.h
Thm. Cond. <W/m.K .cal/cm.s.K.btu/ft.s.F.btu/ft.h.F.mW/m.K

default set options
(1) Scientific <K .atm .liter .cal .mol .cm/s .uP .cal/cm.s.K>
(2) S.I. <K .MPa .m**3 .kJ .kg .m/s .uPa.s .W/m.K
(3) Engineering <F .Psia .ft**3 .btu .lb .ft/s .lb/ft.s .btu/ft.h.F>
(4) Mixed <K .bar .liter .kJ .mol .m/s .uP .mW/m.K

Enter the new unit or default option <K to exit>? x

*****
SUPERTRAPP 2.00 Property Unit Menu
*****

Property *****options***** current
Temperature<K .R .C .F .Psia .mmHg.kpf>MPa
Pressure <atm .bar .MPa .Psig .Psia .mmHg.kpf>MPa
Volume <liter .m**3 .cm**3 .in**3 .ft**3 .m**3
Energy <cal .J .btu .kcal .kJ
Mass <mol .lb-mol .kg .g .lb .kg
Velocity <m/s .cm/s .ft/s .in/s .lb/ft.s .lb/ft.h
Viscosity <uP .cP .uPa.s .lb/ft.s .lb/ft.h
Thm. Cond. <W/m.K .cal/cm.s.K.btu/ft.s.F.btu/ft.h.F.mW/m.K

default set options
(1) Scientific <K .atm .liter .cal .mol .cm/s .uP .cal/cm.s.K>
(2) S.I. <K .MPa .m**3 .kJ .kg .m/s .uPa.s .W/m.K
(3) Engineering <F .Psia .ft**3 .btu .lb .ft/s .lb/ft.s .btu/ft.h.F>
(4) Mixed <K .bar .liter .kJ .mol .m/s .uP .mW/m.K

The units have been reset as requested.

Do you want to enter compositions on a mass basis <N/Y>?n
Do you want to input composition as mole fractions
<IF the answer is no, input can be in moles> <N/Y>?y

End-of-file encountered on input file
returning to interactive input mode
For a list of available options, type ? Otherwise
enter command or, if you wish to do a flash calculation,
enter I<K> and P<MPa> separated by a comma.
quit

Program Terminated- Exiting NIST4
C:\PROGRAMS\1\NIST\sprtrapp>

```

Natural Gas: supertrapp Output File (MIX.OUT)

```

1-Phase Flash results at T = 293.963 K and P = 0.310000 MPa
-----Component-----Feed----Vapor----Phi-----
methane      0.848400      0.848400      0.843657
ethane       0.840000E-01 0.840000E-01 0.824474E-01
propane      0.500000E-02 0.500000E-02 0.435883E-02
nitrogen     0.560000E-01 0.560000E-01 0.561011E-01
carbon dioxide 0.660000E-02 0.660000E-02 0.654242E-02
Molar Basis
      1.00000      1.00000      Feed Fraction
      18.2159      18.2159      Molar Mass
      0.993477      0.993477      Comp. Factor, Z
      2.32560      2.32560      D, kg/m**3
      -4059.65      -4059.65      H, kJ/kg
      10.1859      10.1859      S, kJ/kg.K
      2.09948      2.09948      Cp, kJ/kg.K
      1.23006      1.23006      Cp/Cv
      413.331      413.331      Sound Speed, m/s
      4.84327      4.84327      JT, K/MPa
      11.5134      11.5134      Visc., uPa.s
      0.328966E-01 0.328966E-01 Th. Cond., W/m.K
(VLE=PRS,PROPS=EXCST)

```

```

1-Phase Flash results at T = 293.956 K and P = 2.06000 MPa
-----Component-----Feed----Vapor----Phi-----
methane      0.848400      0.848400      0.816867
ethane       0.840000E-01 0.840000E-01 0.740861E-01
propane      0.500000E-02 0.500000E-02 0.412235E-02
nitrogen     0.560000E-01 0.560000E-01 0.567590E-01
carbon dioxide 0.660000E-02 0.660000E-02 0.622374E-02
Molar Basis
      1.00000      1.00000      Feed Fraction
      18.2159      18.2159      Molar Mass
      0.956880      0.956880      Comp. Factor, Z
      16.0454      16.0454      D, kg/m**3
      -4077.80      -4077.80      H, kJ/kg
      9.27654      9.27654      S, kJ/kg.K
      2.21784      2.21784      Cp, kJ/kg.K
      1.34714      1.34714      Cp/Cv
      406.917      406.917      Sound Speed, m/s
      4.75231      4.75231      JT, K/MPa
      11.8013      11.8013      Visc., uPa.s
      0.353363E-01 0.353363E-01 Th. Cond., W/m.K
(VLE=PRS,PROPS=EXCST)

```

```

1-Phase Flash results at T = 293.949 K and P = 4.03000 MPa
-----Component-----Feed----Vapor----Phi-----
methane      0.848400      0.848400      0.788208
ethane       0.840000E-01 0.840000E-01 0.655278E-01
propane      0.500000E-02 0.500000E-02 0.341132E-02
nitrogen     0.560000E-01 0.560000E-01 0.678665E-01
carbon dioxide 0.660000E-02 0.660000E-02 0.687969E-02
Molar Basis
      1.00000      1.00000      Feed Fraction
      18.2159      18.2159      Molar Mass
      0.917148      0.917148      Comp. Factor, Z
      32.7504      32.7504      D, kg/m**3
      -4098.88      -4098.88      H, kJ/kg
      8.91721      8.91721      S, kJ/kg.K
      2.37610      2.37610      Cp, kJ/kg.K
      1.42364      1.42364      Cp/Cv
      401.683      401.683      Sound Speed, m/s
      4.56177      4.56177      JT, K/MPa
      12.2961      12.2961      Visc., uPa.s
      0.382510E-01 0.382510E-01 Th. Cond., W/m.K
(VLE=PRS,PROPS=EXCST)

```

```

1-Phase Flash results at T = 293.323 K and P = 6.02000 MPa
-----Component-----Feed----Vapor----Phi-----
methane      0.848400      0.848400      0.761281
ethane       0.840000E-01 0.840000E-01 0.578354E-01
propane      0.500000E-02 0.500000E-02 0.281246E-02
nitrogen     0.560000E-01 0.560000E-01 0.588240E-01
carbon dioxide 0.660000E-02 0.660000E-02 0.555023E-02
Molar Basis
      1.00000      1.00000      Feed Fraction
      18.2159      18.2159      Molar Mass
      0.880141      0.880141      Comp. Factor, Z
      50.9830      50.9830      D, kg/m**3
      -4120.57      -4120.57      H, kJ/kg
      8.67865      8.67865      S, kJ/kg.K
      2.66085      2.66085      Cp, kJ/kg.K
      1.51267      1.51267      Cp/Cv
      399.358      399.358      Sound Speed, m/s
      4.25489      4.25489      JT, K/MPa
      12.9780      12.9780      Visc., uPa.s
      0.413693E-01 0.413693E-01 Th. Cond., W/m.K

```

(VLE=PRS,PROPS=EXCST)

1-Phase Flash results at T = 293.929 K and P = 8.04000 MPa

Component	Feed	Liquid	Phi
methane	0.848400	0.848400	0.735945
ethane	0.840000E-01	0.840000E-01	0.510192E-01
propane	0.500000E-02	0.500000E-02	0.231832E-02
nitrogen	0.560000E-01	0.560000E-01	0.601747E-01
carbon dioxide	0.660000E-02	0.660000E-02	0.523785E-02

Molar Basis

1.00000	1.00000	Feed Fraction
18.2159	18.2159	Molar Mass
0.847296	0.847296	Comp. Factor, Z
70.7297	70.7297	D, kg/m**3
-4142.48	-4142.48	H, kJ/kg
8.49001	8.49001	S, kJ/kg.K
2.76789	2.76789	Cp, kJ/kg.K
	1.61187	Cp/Cv
	400.657	Sound Speed, m/s
	3.88713	JT, K/MPa
	13.8560	Visc., uPa.s
	0.447124E-01	Th. Cond., W/m.K

(VLE=PRS,PROPS=EXCST)

1-Phase Flash results at T = 293.924 K and P = 10.0800 MPa

Component	Feed	Liquid	Phi
methane	0.848400	0.848400	0.712584
ethane	0.840000E-01	0.840000E-01	0.451068E-01
propane	0.500000E-02	0.500000E-02	0.191429E-02
nitrogen	0.560000E-01	0.560000E-01	0.617096E-01
carbon dioxide	0.660000E-02	0.660000E-02	0.494668E-02

Molar Basis

1.00000	1.00000	Feed Fraction
18.2159	18.2159	Molar Mass
0.819976	0.819976	Comp. Factor, Z
91.6320	91.6320	D, kg/m**3
-4164.11	-4164.11	H, kJ/kg
8.33036	8.33036	S, kJ/kg.K
2.98669	2.98669	Cp, kJ/kg.K
	1.71624	Cp/Cv
	406.047	Sound Speed, m/s
	3.48170	JT, K/MPa
	14.9180	Visc., uPa.s
	0.482522E-01	Th. Cond., W/m.K

(VLE=PRS,PROPS=EXCST)

1-Phase Flash results at T = 293.936 K and P = 12.1900 MPa

Component	Feed	Liquid	Phi
methane	0.848400	0.848400	0.690838
ethane	0.840000E-01	0.840000E-01	0.399619E-01
propane	0.500000E-02	0.500000E-02	0.168758E-02
nitrogen	0.560000E-01	0.560000E-01	0.634246E-01
carbon dioxide	0.660000E-02	0.660000E-02	0.467926E-02

Molar Basis

1.00000	1.00000	Feed Fraction
18.2159	18.2159	Molar Mass
0.798897	0.798897	Comp. Factor, Z
113.732	113.732	D, kg/m**3
-4185.38	-4185.38	H, kJ/kg
8.18780	8.18780	S, kJ/kg.K
3.20306	3.20306	Cp, kJ/kg.K
	1.81898	Cp/Cv
	416.485	Sound Speed, m/s
	3.04262	JT, K/MPa
	18.1824	Visc., uPa.s
	0.520589E-01	Th. Cond., W/m.K

(VLE=PRS,PROPS=EXCST)

1-Phase Flash results at T = 293.963 K and P = 14.0400 MPa

Component	Feed	Liquid	Phi
methane	0.848400	0.848400	0.673787
ethane	0.840000E-01	0.840000E-01	0.362128E-01
propane	0.500000E-02	0.500000E-02	0.136426E-02
nitrogen	0.560000E-01	0.560000E-01	0.649665E-01
carbon dioxide	0.660000E-02	0.660000E-02	0.445796E-02

Molar Basis

1.00000	1.00000	Feed Fraction
18.2159	18.2159	Molar Mass
0.787269	0.787269	Comp. Factor, Z
132.915	132.915	D, kg/m**3
-4202.58	-4202.58	H, kJ/kg
8.07819	8.07819	S, kJ/kg.K
3.35958	3.35958	Cp, kJ/kg.K
	1.89243	Cp/Cv
	430.238	Sound Speed, m/s
	2.64723	JT, K/MPa
	17.4062	Visc., uPa.s
	0.554743E-01	Th. Cond., W/m.K

(VLE=PRS,PROPS=EXCST)