

QAP 55 DATA REPORT

PDF File

File is hyperlinked in table of contents
(click on desired page and jumps to
that page)

**SEMI-ANNUAL REPORT OF THE DEPARTMENT OF ENERGY,
OFFICE OF ENVIRONMENTAL MANAGEMENT,
QUALITY ASSESSMENT PROGRAM**

Pamela D. Greenlaw and Anna Berne

**Environmental Measurements Laboratory
U. S. Department of Energy
New York, NY 10014-4811**

December 2001

DISCLAIMER

"This report was prepared as an account of work sponsored by an agency of the United States Government. Neither the United States Government nor any agency thereof, nor any of their employees, makes any warranty, express or implied, or assumes any legal liability or responsibility for the accuracy, completeness, or usefulness of any information, apparatus, product, or process disclosed, or represents that its use would not infringe privately owned rights. Reference herein to any specific commercial product, process, or service by trade name, trademark, manufacturer, or otherwise, does not necessarily constitute or imply its endorsement, recommendation, or favoring by the United States Government or any agency thereof. The views and opinions of authors expressed herein do not necessarily state or reflect those of the United States Government or any agency thereof."

This report has been reproduced directly from the best available copy.

Available from the National Technical Information Service, U.S. Department of Commerce, 5285 Port Royal Road, Springfield, Virginia 22161.

Abstract

This report presents the results from the analysis of the 55th set of environmental quality assessment samples (QAP-LV) that were received on or before December 1, 2001.

ACKNOWLEDGEMENT

This report represents the efforts of the following EML staff: Karin Decker, Michele DeGennaro, Richard Godwin, John Kada, Ada Kong, Pamela M. Perry, Raymond J. Lagomarsino, William Rivera, Arnold Boyd, Nancy Chieco, Kevin Clancy, Sylvia Kendall, and Camille Marinetti.

I NTRODUCTION

This Quality Assessment Program (QAP) is designed to test the quality of the environmental measurements being reported to the Department of Energy by its contractors. Since 1976, real or synthetic environmental samples that have been prepared and thoroughly analyzed at the Environmental Measurements Laboratory (EML) have been distributed at first quarterly and then semi-annually to these contractors. Their results, which are returned to EML within 90 days, are compiled with EML's results and are reported back to the participating contractors 30 days later. A summary of the reported results is available to the participants 4 days after the reporting deadline via the Internet at www.eml.doe.gov.

This is the 61st report of this program. Preceding reports in this series are:

HASL-317	(February 1, 1977)	EML-454	(March 1, 1986)
HASL-319	(May 2, 1977)	EML-477	(October 1, 1986)
HASL-323	(August 1, 1977)	EML-478	(March 1, 1987)
HASL-331	(November 1, 1977)	EML-498	(September 1, 1987)
EML-336	(January 1, 1978)	EML-518	(January 2, 1989)
EML-337	(February 1, 1978)	EML-525*	(August 1, 1989)
EML-340	(May 1, 1978)	EML-526	(January 2, 1990)
EML-343	(August 1, 1978)	EML-530	(July 2, 1990)
EML-346	(November 1, 1978)	EML-535	(January 1, 1991)
EML-350	(February 1, 1979)	EML-539	(July 1, 1991)
EML-351	(February 1, 1979)	EML-543	(January 2, 1992)
EML-354	(May 1, 1979)	EML-546	(July 1, 1992)
EML-358	(August 1, 1979)	EML-551	(January 4, 1993)
EML-364	(November 1, 1979)	EML-556	(July 1, 1993)
EML-368	(February 1, 1980)	EML-559	(January 5, 1994)
EML-377	(August 1, 1980)	EML-561	(July 1, 1994)
EML-387	(February 1, 1981)	EML-565	(January 5, 1995)
EML-388	(February 1, 1981)	EML-569	(July 3, 1995)
EML-393	(August 3, 1981)	EML-576	(February 1, 1996, Revised)
EML-402	(February 1, 1982)	EML-581	(July 1, 1996)
EML-414	(April 1, 1983)	EML-587	(January 1997)
EML-417	(September 1, 1983)	EML-591	(July 1997)
EML-426	(March 1, 1984)	EML-594	(January 1998)
PNL-5079	(April 1, 1984)	EML-596	(July 1998)
EML-431	(September 1, 1984)	EML-600	(December 1998)
EML-432	(November 1, 1984)	EML-604	(June 1999)
EML-438	(March 1, 1985)	EML-605	(December 1999)
EML-439	(March 1, 1985)	EML-608	(June 2000)
EML-448	(October 1, 1985)	EML-609	(December 2000)
EML-453	(March 1, 1986)	EML-615	(June 2001)

*Please note this is a corrected report number.

RESULTS

The results from the analysis of QAP-LV sample (results from 148 laboratories) received on or before December 1, 2001 are listed according to the TABLE OF CONTENTS. The data for the different kinds of samples are given in the following units:

Air Filters	Bq filter ⁻¹
Soil	Bq kg ⁻¹
Vegetation	Bq kg ⁻¹
Water	Bq L ⁻¹

The values for elemental uranium are reported in $\mu\text{g filter}^{-1}$, g^{-1} , or mL^{-1} . Some programs require the use of pCi as reporting units, the conversion can be found on page 3.

The 'EML value' listed in the tables to which the contractors' results are compared is the mean of replicate EML determinations for each nuclide. The EML uncertainty is the standard deviation of the mean. All other uncertainties are as reported by the participants.

The control limit concept was established from percentiles of historic data distributions (1982-1992). The evaluation of this historic data and the development of the control limits are presented in DOE report EML-564. The control limits for QAP-LV were developed from percentiles of data distributions for the years 1993-1999.

Participants' analytical performance is evaluated based on the historical analytical capabilities for individual analyte/matrix pairs. The criteria for acceptable performance, "A", has been chosen to be between the 15th and 85th percentile of the cumulative normalized distribution, which can be viewed as the middle 70% of all historic measurements. The acceptable with warning criteria, "W", is between the 5th and 15th percentile and between the 85th and 95th percentile. In other words, the middle 90% of all reported values are acceptable, while the outer 5th-15th (10%) and 85th-95th percentiles (10%) are in the warning area. The not acceptable criteria, "N", is established at less than the 5th percentile and greater than the 95th percentile, that is, the outer 10% of the historical data. These control limits for all 48 i/j pairs are listed in the Table of Control Limits and Performance Criteria (p. 4).

QAP is an external assessment of environmental radiological analyses. If your laboratory is performing other types of analyses (screening, high-level radiological), this evaluation system may not be appropriate, and you should continue to use an evaluation system appropriate to your data quality objectives.

QAP 0109/Quality Assessment Program 55 Report

TABLE OF CONTENTS

Abstract	<i>i</i>
Acknowledgment	<i>ii</i>
Introduction	<i>iii</i>
Results	<i>iv</i>
Summary of Results Figure	1
Table of Statistical Summary	2
Table of Control Limits and Performance Criteria	4
Summary of Matrix Evaluations by Laboratory	6
Summary of Laboratory Evaluations by Matrix	30
Summary of Matrix Evaluations by Radionuclide	41
Results Ordered by Laboratory	
AA (EML)	45
AC	49
AG	51
AI	53
AM	55
AN	57
AP	58
AR	59
AS	61
AT	62
AU	64
AW	66
BA	67
BE	68
BM	70
BN	71
BQ	72
BU	73

BX	75
CA	77
CB	78
CD	79
CE	80
CF	81
CG	82
CH	84
CL	86
CM	87
CN	88
CO	89
CS	90
CU	91
CW	92
DH	94
EC	95
EG	98
EP	99
FE	100
FG	101
FL	102
FM	103
FN	104
FR	105
FS	106
FU	107
GA	108
GC	109
GD	111
GE	112
GS	114
GT	115
HC	116
HT	117
HU	118
ID	119
IL	120
IN	121
IO	122
IS	123
IT	125
JL	127
KA	128
KE	129
KR	130
KS	132
LA	133

LB	134
LL	135
LM	136
LN	137
LV	138
LW	139
ME	140
MH	142
MJ	143
ML	144
MS	145
MY	146
NA	147
ND	148
NF	149
NJ	150
NL	153
NM	154
NP	155
NQ	156
NR	157
NS	158
NZ	159
OB	160
OC	161
OD	162
OH	163
OK	164
OT	165
OU	167
PK	168
PR	169
PS	170
RA	171
RC	172
RG	173
RI	174
RK	176
RM	177
RU	178
SA	179
SB	180
SD	181
SE	183
SI	184
SK	185
SL	186
SN	187

SR	188
ST	190
SW	191
SX	192
SY	193
TE	194
TI	196
TK	197
TM	198
TN	200
TO	202
TP	204
TQ	205
TW	206
TX	207
UC	209
UG	210
UP	211
UY	212
WA	213
WC	215
WE	216
WI	219
WN	222
WO	224
WT	226
WV	227
WW	228
WY	230
YA	231
YP	233
YU	234

Results Ordered by Matrix/Nuclide

Air	
²⁴¹ Am	235
Bq U	237
⁶⁰ Co	238
¹³⁴ Cs	243
¹³⁷ Cs	247
Gross Alpha (GA)	252
Gross Beta (GB)	255
⁵⁴ Mn	258
²³⁸ Pu	262
²³⁹ Pu	264
⁹⁰ Sr	266
²³⁴ U	268

²³⁸ U	270
μg U	272
Soil	
²²⁸ Ac	273
²⁴¹ Am	277
²¹² Bi	280
²¹⁴ Bi	283
Bq U	287
¹³⁷ Cs	288
⁴⁰ K	293
²¹² Pb	297
²¹⁴ Pb	301
²³⁸ Pu	305
²³⁹ Pu	306
⁹⁰ Sr	308
²³⁴ Th	310
²³⁴ U	312
²³⁸ U	314
ug U	316
Vegetation	
²⁴¹ Am	317
²⁴⁴ Cm	319
⁶⁰ Co	321
¹³⁷ Cs	325
⁴⁰ K	329
²³⁸ Pu	332
²³⁹ Pu	333
⁹⁰ Sr	335
Water	
²⁴¹ Am	337
Bq U	340
⁶⁰ Co	341
¹³⁷ Cs	346
Gross Alpha (GA)	351
Gross Beta (GB)	354
³ H	357
⁶³ Ni	360
²³⁸ Pu	361
²³⁹ Pu	363
⁹⁰ Sr	365
²³⁴ U	367
²³⁸ U	369
μg U	371

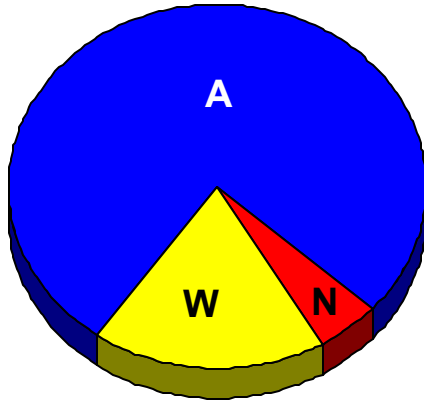
List of Labcodes of Participating* Laboratories for EML QAP-LV

Laboratories Reporting Data	373
Laboratories Not Reporting Data	376

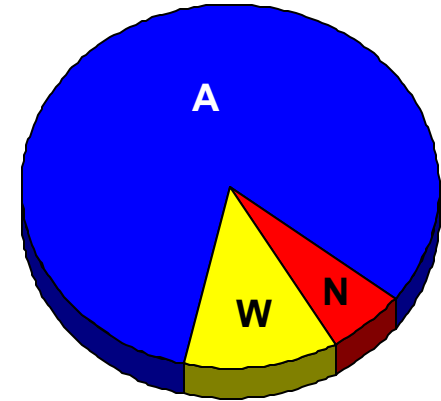
*Participating Laboratories are those laboratories that were sent samples.

QAP 55 Summary of Evaluations of 3825 Reported Analyses

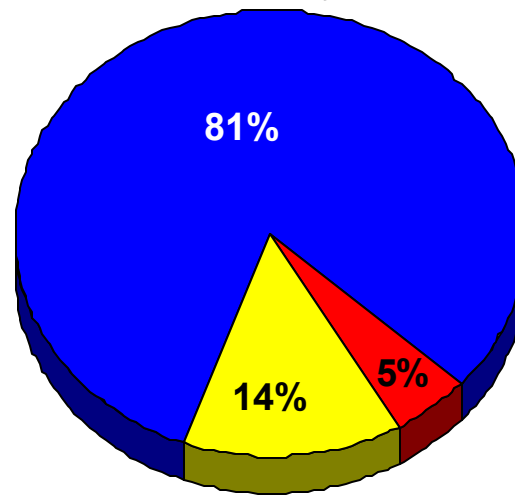
Air Filter: 1032 Analyses



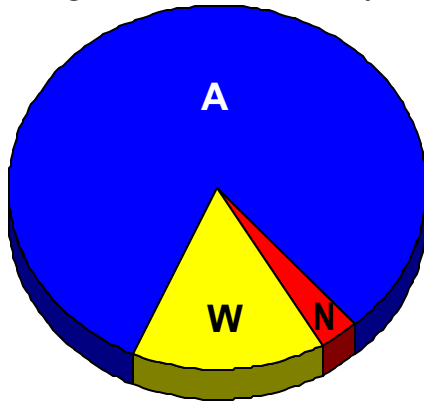
Soil: 1242 Analyses



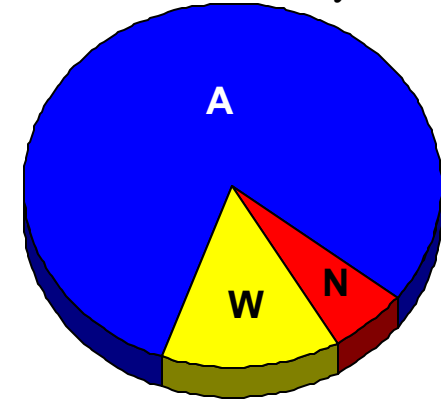
Summary:
All Analyses



Vegetation: 536 Analyses



Water: 1015 Analyses



■ Acceptable ■ Warning ■ Not Acceptable

QAP 55 Statistical Summary

Nuclide	EML Value	EML Error	Reported Values			No.* of Reported Values
			Mean	Median	Std. Dev.	
Matrix: AI						
AM241	0.088	0.009	1.111	1.068	0.237	56
Bq U	0.222	0.014	0.978	0.962	0.116	13
CO60	17.500	0.470	1.019	1.017	0.076	136
CS134	12.950	0.362	0.976	1.001	0.103	126
CS137	17.100	0.580	1.069	1.061	0.086	133
GROSS ALPHA	5.362	0.536	1.014	0.988	0.160	83
GROSS BETA	12.770	1.277	0.908	0.903	0.077	78
MN54	81.150	4.760	1.074	1.059	0.097	128
PU238	0.071	0.003	1.005	1.027	0.125	48
PU239	0.229	0.017	1.014	1.021	0.085	49
SR90	3.481	0.233	0.933	0.938	0.157	38
U234	0.108	0.006	0.984	0.973	0.095	32
U238	0.109	0.007	0.965	0.952	0.101	34
Ug U	8.844	0.581	0.964	0.951	0.123	17

Matrix: SO						
AC228	59.570	2.090	0.973	0.964	0.107	101
AM241	4.432	0.312	1.229	1.196	0.248	83
BI212	62.067	5.152	0.844	0.893	0.192	78
BI214	36.900	1.530	1.041	1.030	0.126	96
Bq U	194.230	3.760	0.976	0.993	0.114	14
CS137	612.330	30.620	1.009	1.003	0.075	140
K40	623.330	33.040	1.007	0.992	0.081	130
PB212	58.330	3.130	0.992	0.989	0.107	97
PB214	39.670	1.720	1.042	1.031	0.126	103
PU238	12.610	0.312	1.029	1.021	0.088	25
PU239	8.948	0.323	1.028	1.026	0.096	64
SR90	30.596	1.065	1.000	0.956	0.333	50
TH234	100.067	6.204	1.081	1.079	0.206	53
U234	92.230	1.300	0.940	0.947	0.089	44
U238	98.330	3.200	0.932	0.940	0.099	49
Ug U	7.948	0.125	0.889	0.914	0.119	27

*Statistical summary of "A" and "W" reported values

QAP 55 Statistical Summary

Nuclide	EML Value	EML Error	<u>Reported Values</u>			No.* of Reported Values
			Mean	Median	Std. Dev.	
Matrix: VE						
AM241	6.915	0.419	1.212	1.123	0.273	64
CM244	4.308	1.021	1.024	1.030	0.205	34
CO60	35.300	1.436	1.047	1.030	0.117	106
CS137	1030.000	51.800	1.058	1.046	0.108	105
K40	898.670	48.230	1.064	1.059	0.115	97
PU238	0.803	0.082	1.129	1.121	0.225	11
PU239	11.022	0.430	1.020	1.007	0.124	49
SR90	1612.800	48.600	0.866	0.892	0.124	48

Matrix: WA						
AM241	0.760	0.040	0.993	0.998	0.109	66
Bq U	2.372	0.118	0.957	0.959	0.090	26
CO60	209.000	7.590	1.000	1.000	0.054	136
CS137	45.133	2.467	1.041	1.041	0.058	135
GROSS ALPHA	1150.000	115.000	0.982	1.000	0.137	73
GROSS BETA	7970.000	800.000	0.961	0.951	0.105	82
H3	207.000	2.690	1.048	1.071	0.148	92
NI63	45.250	4.530	1.045	1.120	0.148	15
PU238	1.088	0.058	1.010	1.020	0.067	58
PU239	1.628	0.114	1.061	1.071	0.075	61
SR90	3.729	0.364	1.033	1.022	0.142	66
U234	1.166	0.062	0.966	0.969	0.088	50
U238	1.169	0.056	0.946	0.941	0.073	51
Ug U	0.094	0.003	0.947	0.953	0.056	39

Units for matrices:

Air filter: AI=Bq/filter

Vegetation: VE=Bq/kg
Values for elemental uranium in µg/filter, g or mL.

Soil: SO=Bq/kg

Water: WA=Bq/L.

Conversion from Bq/kg or L to pCi/g or mL:

1 Bq/kg or L = 0.027 pCi/g or mL

Example: Convert 3 Bq/kg to pCi/g

3 Bq/kg x 27 pCi/Bq/1000 g/kg = 0.081 pCi/g

*Statistical summary of "A" and "W" reported values

QAP 55 Control Limits* by Matrix

Nuclide	Lower Limit	Lower Middle Limit	Upper Middle Limit	Upper Limit
---------	-------------	--------------------	--------------------	-------------

Matrix: AI

AM241	0.69	0.87	1.38	2.40
Bq U	0.80	0.90	1.53	2.54
CO60	0.79	0.87	1.13	1.30
CS134	0.74	0.82	1.10	1.21
CS137	0.78	0.88	1.16	1.35
GROSS ALPHA	0.57	0.83	1.24	1.47
GROSS BETA	0.76	0.88	1.29	1.52
MN54	0.80	0.89	1.20	1.36
PU238	0.66	0.88	1.12	1.35
PU239	0.69	0.89	1.13	1.29
SR90	0.55	0.80	1.31	2.05
U234	0.80	0.90	1.36	1.92
U238	0.80	0.90	1.26	1.59
Ug U	0.72	0.90	1.23	1.55

Matrix: SO

AC228	0.80	0.89	1.24	1.50
AM241	0.63	0.84	1.53	2.64
BI212	0.45	0.56	1.10	1.23
BI214	0.78	0.88	1.26	1.50
Bq U	0.62	0.80	1.12	1.35
CS137	0.80	0.90	1.18	1.29
K40	0.80	0.90	1.23	1.37
PB212	0.74	0.90	1.22	1.36
PB214	0.76	0.90	1.30	1.53
PU238	0.60	0.79	1.26	2.73
PU239	0.71	0.87	1.16	1.33
SR90	0.61	0.78	1.46	3.91
TH234	0.68	0.81	1.61	2.36
U234	0.71	0.86	1.11	1.27
U238	0.63	0.83	1.11	1.34
Ug U	0.47	0.67	1.10	1.18

*Control limits are established from historical QAP data and reported as:
the ratio of Reported Value vs. EML Value

QAP 55 Control Limits* by Matrix

Nuclide	Lower Limit	Lower Middle Limit	Upper Middle Limit	Upper Limit
---------	-------------	--------------------	--------------------	-------------

Matrix: VE

AM241	0.72	0.88	1.48	2.34
CM244	0.61	0.82	1.35	1.61
CO60	0.75	0.88	1.25	1.51
CS137	0.80	0.90	1.23	1.37
K40	0.78	0.90	1.25	1.43
PU238	0.44	0.74	1.42	2.39
PU239	0.67	0.85	1.16	1.49
SR90	0.52	0.74	1.11	1.23

Matrix: WA

AM241	0.76	0.90	1.22	1.48
Bq U	0.73	0.90	1.26	1.37
CO60	0.80	0.90	1.12	1.20
CS137	0.80	0.90	1.15	1.24
GROSS ALPHA	0.58	0.79	1.12	1.26
GROSS BETA	0.56	0.75	1.33	1.50
H3	0.74	0.84	1.31	2.29
NI63	0.70	0.85	1.15	1.30
PU238	0.74	0.90	1.10	1.22
PU239	0.75	0.90	1.11	1.26
SR90	0.64	0.85	1.18	1.50
U234	0.80	0.90	1.23	1.40
U238	0.80	0.90	1.19	1.29
Ug U	0.80	0.90	1.15	1.26

The following are recommended performance criteria for analysis of environmental levels of analytes:
Acceptable: Lower Middle Limit \leq A \leq Upper Middle Limit

Acceptable with Warning: Lower Limit \leq W < Lower Middle Limit or Upper Middle Limit < W \leq Upper Limit

Not Acceptable: N < Lower Limit or N > Upper Limit

*Control limits are established from historical QAP data and reported as:
the ratio of Reported Value vs. EML Value

QAP 55 Summary of Matrix Evaluations by Laboratory

Matrix	Evaluation Summary			Total Analyses	Evaluation Percentages		
	A	W	N		% A	% W	% N
Lab: AC Analytical Chemistry Laboratory, Argonne, IL							
SO	9	3	0	12	75	25	0
WA	5	2	2	9	56	22	22
AI	3	5	2	10	30	50	20
VE	6	1	0	7	86	14	0
Totals:	23	11	4	38	61%	29%	11%
Lab: AG Paragon Analytics, Inc, Fort Collins, CO							
VE	6	1	0	7	86	14	0
SO	13	1	0	14	93	7	0
WA	13	0	0	13	100	0	0
AI	10	1	0	11	91	9	0
Totals:	42	3	0	45	93%	7%	0%
Lab: AI Nuclear Technology Services, Inc., Roswell, GA							
VE	6	1	0	7	86	14	0
AI	8	4	1	13	62	31	8
SO	9	2	2	13	69	15	15
WA	5	6	1	12	42	50	8
Totals:	28	13	4	45	62%	29%	9%
Lab: AM American Radiation Services, Inc., Baton Rouge							
VE	4	1	1	6	67	17	17
SO	8	6	0	14	57	43	0
WA	10	0	2	12	83	0	17
AI	10	0	3	13	77	0	23
Totals:	32	7	6	45	71%	16%	13%
Lab: AN Argonne National Laboratory							
AI	9	1	0	10	90	10	0
SO	7	0	0	7	100	0	0
WA	9	0	0	9	100	0	0
Totals:	25	1	0	26	96%	4%	0%
Lab: AP Aberdeen Proving Ground, Aberdeen, MD							
WA	0	0	2	2	0	0	100
AI	0	0	1	1	0	0	100
Totals:	0	0	3	3	0%	0%	100%

QAP 55 Summary of Matrix Evaluations by Laboratory

Matrix	Evaluation Summary			Total Analyses	Evaluation Percentages		
	A	W	N		% A	% W	% N
Lab: AR Acculabs Inc., Golden, CO							
VE	7	0	0	7	100	0	0
SO	14	0	0	14	100	0	0
WA	12	1	0	13	92	8	0
AI	12	1	0	13	92	8	0
Totals:	45	2	0	47	96%	4%	0%
Lab: AS USACHPPM, Aberdeen Proving Ground, MD							
SO	8	1	0	9	89	11	0
WA	4	1	2	7	57	14	29
AI	5	1	1	7	71	14	14
Totals:	17	3	3	23	74%	13%	13%
Lab: AT ATL International inc., Germantown, MD							
AI	12	1	0	13	92	8	0
WA	10	2	0	12	83	17	0
SO	9	2	0	11	82	18	0
VE	7	0	0	7	100	0	0
Totals:	38	5	0	43	88%	12%	0%
Lab: AU ORISE RSAT/ESSAP, Oak Ridge							
SO	13	0	0	13	100	0	0
WA	9	2	0	11	82	18	0
AI	10	1	0	11	91	9	0
VE	7	0	0	7	100	0	0
Totals:	39	3	0	42	93%	7%	0%
Lab: AW Argonne West National Lab							
WA	2	0	0	2	100	0	0
AI	3	1	0	4	75	25	0
Totals:	5	1	0	6	83%	17%	0%
Lab: BA Bettis Atomic Power Lab, West Mifflin, PA							
SO	0	0	1	1	0	0	100
WA	2	0	0	2	100	0	0
VE	0	0	2	2	0	0	100
AI	0	3	0	3	0	100	0
Totals:	2	3	3	8	25%	38%	38%

QAP 55 Summary of Matrix Evaluations by Laboratory

Matrix	Evaluation Summary			Total Analyses	Evaluation Percentages		
	A	W	N		% A	% W	% N
Lab: BE Grand Junction Office Analytical Laboratory							
AI	12	1	0	13	92	8	0
VE	6	1	0	7	86	14	0
SO	12	1	0	13	92	8	0
WA	13	0	0	13	100	0	0
Totals:	43	3	0	46	93%	7%	0%
Lab: BM Battelle Memorial Institute, Columbus, OH							
AI	8	0	0	8	100	0	0
WA	7	1	0	8	88	13	0
VE	5	0	0	5	100	0	0
SO	6	0	0	6	100	0	0
Totals:	26	1	0	27	96%	4%	0%
Lab: BN Brookhaven National Laboratory, Upton, NY							
VE	3	0	0	3	100	0	0
SO	6	0	0	6	100	0	0
WA	5	0	1	6	83	0	17
AI	4	0	0	4	100	0	0
Totals:	18	0	1	19	95%	0%	5%
Lab: BQ Becquerel Laboratories Inc., Mississauga, Ontario, Canada							
VE	2	0	1	3	67	0	33
SO	4	1	2	7	57	14	29
WA	4	1	1	6	67	17	17
AI	1	0	6	7	14	0	86
Totals:	11	2	10	23	48%	9%	43%
Lab: BU Autoridad Regulatoria, Buenos Aires, Argentina							
VE	8	0	0	8	100	0	0
AI	10	1	0	11	91	9	0
SO	15	0	0	15	100	0	0
WA	8	2	0	10	80	20	0
Totals:	41	3	0	44	93%	7%	0%
Lab: BX BWX Technologies, Inc., Lynchburg, VA							
VE	7	0	0	7	100	0	0
SO	10	2	1	13	77	15	8
WA	11	1	0	12	92	8	0
AI	11	1	0	12	92	8	0

QAP 55 Summary of Matrix Evaluations by Laboratory

Matrix	Evaluation Summary			Total Analyses	Evaluation Percentages		
	A	W	N		% A	% W	% N
Totals:	39	4	1	44	89%	9%	2%
Lab: CA Atomic Energy Control Board, Ottawa, Canada							
AI	6	0	0	6	100	0	0
SO	1	0	0	1	100	0	0
WA	5	0	1	6	83	0	17
Totals:	12	0	1	13	92%	0%	8%
Lab: CB Radiation Protection Bureau, Ontario, Canada							
WA	10	0	0	10	100	0	0
AI	5	0	0	5	100	0	0
Totals:	15	0	0	15	100%	0%	0%
Lab: CD Gentilly-2 Nuclear Power Plant, Quebec Canada							
VE	3	0	0	3	100	0	0
SO	7	0	0	7	100	0	0
WA	4	0	0	4	100	0	0
AI	3	2	0	5	60	40	0
Totals:	17	2	0	19	89%	11%	0%
Lab: CE Environmental Monitoring Laboratory, New Brunswick, Canada							
WA	4	1	1	6	67	17	17
AI	7	0	0	7	100	0	0
VE	3	0	0	3	100	0	0
SO	1	1	0	2	50	50	0
Totals:	15	2	1	18	83%	11%	6%
Lab: CF Freshwater Institute Radiochemistry Winnipeg, Manitoba, Canada							
VE	6	0	0	6	100	0	0
SO	9	1	0	10	90	10	0
WA	7	3	0	10	70	30	0
Totals:	22	4	0	26	85%	15%	0%
Lab: CG AECL WL Environmental Monitoring Group, Canada							
VE	8	1	0	9	89	11	0
SO	9	2	10	21	43	10	48
WA	12	0	6	18	67	0	33
AI	6	6	0	12	50	50	0

QAP 55 Summary of Matrix Evaluations by Laboratory

Matrix	Evaluation Summary			Total Analyses	Evaluation Percentages		
	A	W	N		% A	% W	% N
Totals:	35	9	16	60	58%	15%	27%
Lab: CH California State Dept. Health Serv., Sanitation & Radiation Laboratory							
AI	10	2	2	14	71	14	14
WA	14	0	0	14	100	0	0
SO	14	1	0	15	93	7	0
VE	7	0	0	7	100	0	0
Totals:	45	3	2	50	90%	6%	4%
Lab: CL Enviro-Test Laboratories, Casper, WY							
SO	8	2	1	11	73	18	9
WA	6	3	1	10	60	30	10
AI	6	4	0	10	60	40	0
VE	5	0	1	6	83	0	17
Totals:	25	9	3	37	68%	24%	8%
Lab: CM Metropolitan Water Reclamation District of Greater Chicago							
SO	10	4	0	14	71	29	0
WA	16	4	0	20	80	20	0
Totals:	26	8	0	34	76%	24%	0%
Lab: CN China Institute for Radiation Protection							
VE	3	1	0	4	75	25	0
SO	7	0	0	7	100	0	0
AI	4	1	0	5	80	20	0
Totals:	14	2	0	16	88%	13%	0%
Lab: CO Bedford Institute of Oceanography, Dartmouth, Nova Scotia, Canada							
VE	6	0	0	6	100	0	0
SO	12	0	0	12	100	0	0
AI	12	0	0	12	100	0	0
Totals:	30	0	0	30	100%	0%	0%
Lab: CS Rocketdyne Propulsion & Power, Canoga Park, CA							
VE	3	0	0	3	100	0	0
AI	3	0	1	4	75	0	25
SO	6	1	0	7	86	14	0
WA	0	2	0	2	0	100	0

QAP 55 Summary of Matrix Evaluations by Laboratory

Matrix	Evaluation Summary			Total Analyses	Evaluation Percentages		
	A	W	N		% A	% W	% N
Totals:	12	3	1	16	75%	19%	6%
Lab: CU Universite Laval, Quebec Canada							
VE	0	0	3	3	0	0	100
SO	6	1	0	7	86	14	0
WA	3	0	0	3	100	0	0
AI	5	0	0	5	100	0	0
Totals:	14	1	3	18	78%	6%	17%
Lab: CW Carlsbad Environmental Monitoring Research Center, NM							
VE	7	0	0	7	100	0	0
SO	12	0	0	12	100	0	0
WA	10	0	0	10	100	0	0
AI	10	0	0	10	100	0	0
Totals:	39	0	0	39	100%	0%	0%
Lab: DH Duke Engineering Services Hanford							
SO	6	1	0	7	86	14	0
AI	5	1	0	6	83	17	0
Totals:	11	2	0	13	85%	15%	0%
Lab: EC Envirocare of Utah							
AI	14	18	3	35	40	51	9
SO	43	2	0	45	96	4	0
WA	14	1	0	15	93	7	0
Totals:	71	21	3	95	75%	22%	3%
Lab: EG INEEL TRA Radioanalytical Laboratory, Scoville							
VE	2	1	0	3	67	33	0
SO	6	2	0	8	75	25	0
WA	8	2	0	10	80	20	0
AI	4	0	0	4	100	0	0
Totals:	20	5	0	25	80%	20%	0%
Lab: EP US EPA, Las Vegas							
WA	6	1	0	7	86	14	0
AI	6	0	0	6	100	0	0
Totals:	12	1	0	13	92%	8%	0%

QAP 55 Summary of Matrix Evaluations by Laboratory

Matrix	Evaluation Summary			Total Analyses	Evaluation Percentages		
	A	W	N		% A	% W	% N
Lab: FE Fernald WPRAP Field Office, Ohio							
SO	7	0	0	7	100	0	0
WA	5	0	0	5	100	0	0
AI	2	0	0	2	100	0	0
Totals:	14	0	0	14	100%	0%	0%
Lab: FG FGL Environmental, Santa Paula, CA							
SO	5	2	0	7	71	29	0
WA	4	1	0	5	80	20	0
AI	6	0	0	6	100	0	0
Totals:	15	3	0	18	83%	17%	0%
Lab: FL Florida Dept of Health & Rehab. Serv., Orlando							
WA	6	1	0	7	86	14	0
SO	8	2	0	10	80	20	0
VE	4	0	0	4	100	0	0
AI	1	5	1	7	14	71	14
Totals:	19	8	1	28	68%	29%	4%
Lab: FM Florida Mobile Emergency Radiological Laboratory, Orlando							
WA	2	1	0	3	67	33	0
AI	4	0	0	4	100	0	0
Totals:	6	1	0	7	86%	14%	0%
Lab: FN Fermi Lab, Batavia, IL							
VE	3	0	0	3	100	0	0
SO	4	3	0	7	57	43	0
WA	5	0	0	5	100	0	0
AI	5	1	0	6	83	17	0
Totals:	17	4	0	21	81%	19%	0%
Lab: FR CEA/SACLAY - SPR/SRSE, France							
VE	4	0	0	4	100	0	0
SO	11	0	0	11	100	0	0
Totals:	15	0	0	15	100%	0%	0%
Lab: FS Florida State University, Tallahassee							
SO	7	0	0	7	100	0	0

QAP 55 Summary of Matrix Evaluations by Laboratory

Matrix	Evaluation Summary			Total Analyses	Evaluation Percentages		
	A	W	N		% A	% W	% N
Totals:	7	0	0	7	100%	0%	0%
Lab: FU FUSRAP Laboratory, Missouri							
VE	3	0	0	3	100	0	0
SO	10	0	0	10	100	0	0
Totals:	13	0	0	13	100%	0%	0%
Lab: GA Lockheed Martin, Pikton, OH							
VE	5	0	0	5	100	0	0
SO	7	2	2	11	64	18	18
AI	7	2	0	9	78	22	0
Totals:	19	4	2	25	76%	16%	8%
Lab: GC Georgia Power Company Environmental Lab							
VE	5	4	0	9	56	44	0
SO	13	5	0	18	72	28	0
WA	6	1	0	7	86	14	0
AI	9	0	0	9	100	0	0
Totals:	33	10	0	43	77%	23%	0%
Lab: GD GTS Duratek, Oak Ridge, TN							
AI	3	1	0	4	75	25	0
SO	2	0	0	2	100	0	0
WA	2	0	0	2	100	0	0
Totals:	7	1	0	8	88%	13%	0%
Lab: GE General Engineering Labs, Charleston, SC							
AI	12	1	0	13	92	8	0
WA	8	5	0	13	62	38	0
VE	7	0	0	7	100	0	0
SO	6	2	0	8	75	25	0
Totals:	33	8	0	41	80%	20%	0%
Lab: GS USGS/NWQL, Arvada, CO							
WA	1	1	0	2	50	50	0
Totals:	1	1	0	2	50%	50%	0%

QAP 55 Summary of Matrix Evaluations by Laboratory

Matrix	Evaluation Summary			Total Analyses	Evaluation Percentages		
	A	W	N		% A	% W	% N
Lab: GT Georgia Institute of Technology							
VE	4	4	0	8	50	50	0
AI	8	3	0	11	73	27	0
SO	7	0	0	7	100	0	0
WA	10	0	0	10	100	0	0
Totals:	29	7	0	36	81%	19%	0%
Lab: HC Lawrence Livermore Laboratory, California							
WA	1	0	2	3	33	0	67
AI	2	0	0	2	100	0	0
Totals:	3	0	2	5	60%	0%	40%
Lab: HT Technical University, Budapest, Hungary							
SO	0	3	1	4	0	75	25
WA	4	0	0	4	100	0	0
Totals:	4	3	1	8	50%	38%	13%
Lab: HU Water Resources Research Centre (VITUKI), Hungary							
VE	3	1	0	4	75	25	0
SO	7	2	0	9	78	22	0
WA	0	3	0	3	0	100	0
AI	3	1	0	4	75	25	0
Totals:	13	7	0	20	65%	35%	0%
Lab: ID Institute of Radiation Protection and Dosimetry, IRD/ CNEN, Brazil							
AI	3	2	3	8	38	25	38
SO	9	3	0	12	75	25	0
VE	6	0	0	6	100	0	0
Totals:	18	5	3	26	69%	19%	12%
Lab: IL ISU Environmental Assessment Laboratory, Pocatello, ID							
AI	5	1	0	6	83	17	0
WA	3	1	0	4	75	25	0
Totals:	8	2	0	10	80%	20%	0%
Lab: IN INEEL INTECH Radioanalytical Laboratory							
SO	10	1	0	11	91	9	0
WA	4	4	0	8	50	50	0
AI	4	0	0	4	100	0	0

QAP 55 Summary of Matrix Evaluations by Laboratory

Matrix	Evaluation Summary			Total Analyses	Evaluation Percentages		
	A	W	N		% A	% W	% N
Totals:	18	5	0	23	78%	22%	0%
Lab: IO Illinois Department of Nuclear Safety							
AI	7	0	0	7	100	0	0
VE	3	1	0	4	75	25	0
SO	6	0	0	6	100	0	0
WA	6	1	0	7	86	14	0
Totals:	22	2	0	24	92%	8%	0%
Lab: IS Severn Trent Laboratories - St. Louis							
AI	9	3	0	12	75	25	0
WA	8	4	0	12	67	33	0
VE	6	1	0	7	86	14	0
SO	10	0	3	13	77	0	23
Totals:	33	8	3	44	75%	18%	7%
Lab: IT Severn Trent Laboratories - Richland							
SO	8	2	1	11	73	18	9
VE	6	1	0	7	86	14	0
AI	10	1	0	11	91	9	0
WA	7	1	2	10	70	10	20
VE	6	1	0	7	86	14	0
AI	10	1	0	11	91	9	0
SO	8	2	1	11	73	18	9
WA	7	1	2	10	70	10	20
Totals:	62	10	6	78	79%	13%	8%
Lab: JL Jefferson Lab, Newport News, VA							
WA	6	0	0	6	100	0	0
AI	10	2	0	12	83	17	0
Totals:	16	2	0	18	89%	11%	0%
Lab: KA Knolls Atomic Power Lab, Schenectady							
SO	4	0	0	4	100	0	0
WA	7	1	0	8	88	13	0
AI	2	0	0	2	100	0	0
Totals:	13	1	0	14	93%	7%	0%
Lab: KE Uljin NPP Environmental Radiation Laboratory, South Korea							
AI	5	0	0	5	100	0	0
SO	3	0	0	3	100	0	0

QAP 55 Summary of Matrix Evaluations by Laboratory

Matrix	Evaluation Summary			Total Analyses	Evaluation Percentages		
	A	W	N		% A	% W	% N
VE	4	0	0	4	100	0	0
Totals:	12	0	0	12	100%	0%	0%
Lab: KR Korea Atomic Energy Research Institute							
SO	10	0	0	10	100	0	0
AI	18	2	0	20	90	10	0
VE	15	0	0	15	100	0	0
Totals:	43	2	0	45	96%	4%	0%
Lab: KS Radiochemistry Laboratory, DHEL, KDHE, Kansas							
VE	4	0	0	4	100	0	0
SO	4	0	0	4	100	0	0
WA	5	0	0	5	100	0	0
AI	4	0	0	4	100	0	0
Totals:	17	0	0	17	100%	0%	0%
Lab: LA Los Alamos National Laboratory, NM							
VE	8	1	0	9	89	11	0
SO	9	0	0	9	100	0	0
WA	9	0	6	15	60	0	40
Totals:	26	1	6	33	79%	3%	18%
Lab: LB Lawrence Berkeley Lab UCB							
WA	3	0	1	4	75	0	25
AI	5	0	1	6	83	0	17
SO	7	2	0	9	78	22	0
VE	4	0	0	4	100	0	0
Totals:	19	2	2	23	83%	9%	9%
Lab: LL LLNL Chemistry and Material Science/Environmental							
SO	4	1	0	5	80	20	0
WA	4	2	0	6	67	33	0
AI	3	4	0	7	43	57	0
VE	1	0	0	1	100	0	0
Totals:	12	7	0	19	63%	37%	0%
Lab: LM American Radiation Services of New Mexico, Los Alamos							
VE	1	3	0	4	25	75	0
SO	8	0	0	8	100	0	0
WA	4	2	0	6	67	33	0
AI	4	1	1	6	67	17	17

QAP 55 Summary of Matrix Evaluations by Laboratory

Matrix	Evaluation Summary			Total Analyses	Evaluation Percentages		
	A	W	N		% A	% W	% N
Totals:	17	6	1	24	71%	25%	4%
Lab: LN Los Alamos National Lab, ES&H							
WA	2	0	1	3	67	0	33
AI	5	1	0	6	83	17	0
Totals:	7	1	1	9	78%	11%	11%
Lab: LV UNLV, Dept of Health Physics							
SO	7	2	0	9	78	22	0
WA	3	1	2	6	50	17	33
VE	4	0	0	4	100	0	0
AI	3	4	0	7	43	57	0
Totals:	17	7	2	26	65%	27%	8%
Lab: LW Lawrence Livermore National Lab, Waste							
SO	5	1	1	7	71	14	14
WA	6	3	1	10	60	30	10
Totals:	11	4	2	17	65%	24%	12%
Lab: ME Radiation Control Program, Jamaica Plain, MA							
VE	4	8	0	12	33	67	0
SO	23	4	0	27	85	15	0
WA	8	1	1	10	80	10	10
AI	9	9	0	18	50	50	0
Totals:	44	22	1	67	66%	33%	1%
Lab: MH Maine Health & Environmental Testing Laboratory							
WA	3	1	0	4	75	25	0
AI	4	2	0	6	67	33	0
Totals:	7	3	0	10	70%	30%	0%
Lab: MI Mississippi State Department of Health, Jackson							
WA	5	2	0	7	71	29	0
Totals:	5	2	0	7	71%	29%	0%
Lab: ML BWXT of Ohio, Mound, Miamisburg, Ohio							
VE	1	0	0	1	100	0	0
SO	3	0	0	3	100	0	0

QAP 55 Summary of Matrix Evaluations by Laboratory

Matrix	Evaluation Summary			Total Analyses	Evaluation Percentages		
	A	W	N		% A	% W	% N
WA	5	0	0	5	100	0	0
AI	4	0	0	4	100	0	0
Totals:	13	0	0	13	100%	0%	0%
Lab: MS Manufacturing Sciences Corporation, Oak Ridge							
SO	6	0	0	6	100	0	0
WA	2	0	0	2	100	0	0
AI	5	0	1	6	83	0	17
Totals:	13	0	1	14	93%	0%	7%
Lab: MY FUSRAP Maywood Mobile Laboratory, NJ							
SO	9	0	0	9	100	0	0
Totals:	9	0	0	9	100%	0%	0%
Lab: NA US EPA NAREL, Montgomery, AL							
VE	5	0	0	5	100	0	0
SO	8	1	0	9	89	11	0
WA	7	0	0	7	100	0	0
AI	7	1	0	8	88	13	0
Totals:	27	2	0	29	93%	7%	0%
Lab: ND Dept. of Environmental Health and Safety, NC State University							
AI	5	1	0	6	83	17	0
Totals:	5	1	0	6	83%	17%	0%
Lab: NF Nuclear Fuel Services, Erwin, TN							
WA	5	0	0	5	100	0	0
Totals:	5	0	0	5	100%	0%	0%
Lab: NJ NJ Department of Health and Senior Services							
VE	12	0	0	12	100	0	0
SO	0	0	27	27	0	0	100
WA	26	5	2	33	79	15	6
AI	14	0	1	15	93	0	7
Totals:	52	5	30	87	60%	6%	34%
Lab: NL Fluor Daniel Fernald, Inc., Ohio							
AI	9	0	0	9	100	0	0

QAP 55 Summary of Matrix Evaluations by Laboratory

Matrix	Evaluation Summary			Total Analyses	Evaluation Percentages		
	A	W	N		% A	% W	% N
WA	7	2	0	9	78	22	0
SO	16	0	0	16	100	0	0
Totals:	32	2	0	34	94%	6%	0%
Lab: NM Environmental Evaluation Group, Carlsbad, NM							
WA	1	2	0	3	33	67	0
AI	2	1	0	3	67	33	0
SO	9	0	0	9	100	0	0
Totals:	12	3	0	15	80%	20%	0%
Lab: NP JAF Environmental Laboratory, New York Power Authority							
WA	4	0	0	4	100	0	0
AI	5	0	0	5	100	0	0
Totals:	9	0	0	9	100%	0%	0%
Lab: NQ New Mexico Department of Health, Albuquerque							
SO	11	1	0	12	92	8	0
WA	8	1	0	9	89	11	0
AI	11	0	0	11	100	0	0
Totals:	30	2	0	32	94%	6%	0%
Lab: NR Naval Reactors Facility Chemistry, Scoville, ID							
VE	2	0	0	2	100	0	0
SO	1	0	0	1	100	0	0
WA	2	0	0	2	100	0	0
AI	4	0	0	4	100	0	0
Totals:	9	0	0	9	100%	0%	0%
Lab: NS State Lab of Public Health, North Carolina							
WA	9	0	0	9	100	0	0
Totals:	9	0	0	9	100%	0%	0%
Lab: NZ National Radiation Laboratory, New Zealand							
VE	4	0	0	4	100	0	0
SO	8	1	0	9	89	11	0
WA	2	1	3	6	33	17	50
Totals:	14	2	3	19	74%	11%	16%

QAP 55 Summary of Matrix Evaluations by Laboratory

Matrix	Evaluation Summary			Total Analyses	Evaluation Percentages		
	A	W	N		% A	% W	% N
Lab: OB OBG Laboratories, East Syracuse, NY							
VE	3	1	1	5	60	20	20
SO	8	1	4	13	62	8	31
WA	8	0	1	9	89	0	11
AI	1	1	0	2	50	50	0
Totals:	20	3	6	29	69%	10%	21%
Lab: OC Radiation Protection Service Laboratory, Ontario, Canada							
VE	3	0	0	3	100	0	0
SO	7	0	0	7	100	0	0
WA	6	0	0	6	100	0	0
AI	5	1	0	6	83	17	0
Totals:	21	1	0	22	95%	5%	0%
Lab: OD ORNL, Radiobioassay Lab							
WA	7	2	0	9	78	22	0
AI	3	0	3	6	50	0	50
Totals:	10	2	3	15	67%	13%	20%
Lab: OH Ohio Dept Of Health Laboratory, Columbus							
VE	3	0	0	3	100	0	0
AI	5	1	0	6	83	17	0
SO	4	3	0	7	57	43	0
WA	5	1	1	7	71	14	14
Totals:	17	5	1	23	74%	22%	4%
Lab: OK Southwest Laboratory of Oklahoma							
SO	6	1	0	7	86	14	0
WA	4	5	1	10	40	50	10
Totals:	10	6	1	17	59%	35%	6%
Lab: OT ORNL Radioactive Material Analysis Lab							
VE	7	0	0	7	100	0	0
SO	5	2	4	11	45	18	36
WA	9	0	1	10	90	0	10
AI	10	1	0	11	91	9	0
Totals:	31	3	5	39	79%	8%	13%
Lab: OU Outreach Laboratory, Broken Arrow, OK							
VE	3	0	0	3	100	0	0

QAP 55 Summary of Matrix Evaluations by Laboratory

Matrix	Evaluation Summary			Total Analyses	Evaluation Percentages		
	A	W	N		% A	% W	% N
AI	4	2	0	6	67	33	0
SO	5	5	1	11	45	45	9
WA	6	2	2	10	60	20	20
Totals:	18	9	3	30	60%	30%	10%
Lab: PK Pakistan Institute of Nuclear Science & Technology							
VE	3	0	0	3	100	0	0
SO	9	0	0	9	100	0	0
AI	4	0	0	4	100	0	0
Totals:	16	0	0	16	100%	0%	0%
Lab: PR Princeton Plasma Physics Lab							
WA	2	0	1	3	67	0	33
AI	0	0	4	4	0	0	100
Totals:	2	0	5	7	29%	0%	71%
Lab: PS PA-DEP Bureau of Radiation Protection, Harrisburg							
SO	9	0	0	9	100	0	0
WA	7	3	0	10	70	30	0
AI	8	2	0	10	80	20	0
VE	2	1	3	6	33	17	50
Totals:	26	6	3	35	74%	17%	9%
Lab: RA V. G. Khlopin Radium Institute, St. Petersburg, Russia							
VE	4	2	0	6	67	33	0
SO	11	0	0	11	100	0	0
AI	7	1	0	8	88	13	0
Totals:	22	3	0	25	88%	12%	0%
Lab: RC US NRC Region I Laboratory, PA							
SO	2	0	0	2	100	0	0
WA	3	0	0	3	100	0	0
AI	6	0	0	6	100	0	0
Totals:	11	0	0	11	100%	0%	0%
Lab: RG Thermo Nutech Rocky Flats Plant, Golden							
WA	2	0	0	2	100	0	0
Totals:	2	0	0	2	100%	0%	0%

QAP 55 Summary of Matrix Evaluations by Laboratory

Matrix	Evaluation Summary			Total Analyses	Evaluation Percentages		
	A	W	N		% A	% W	% N
Lab: RI Fluor Hanford, Inc., 222S Lab.							
VE	3	3	0	6	50	50	0
AI	8	2	0	10	80	20	0
SO	9	1	0	10	90	10	0
WA	7	4	1	12	58	33	8
Totals:	27	10	1	38	71%	26%	3%
Lab: RK Rock Island Arsenal, Illinois							
AI	0	2	0	2	0	100	0
Totals:	0	2	0	2	0%	100%	0%
Lab: RM Earthline Technologies, Ashtabula, OH							
SO	6	1	0	7	86	14	0
WA	3	0	0	3	100	0	0
AI	5	0	0	5	100	0	0
Totals:	14	1	0	15	93%	7%	0%
Lab: RU Research Institute of Radiology, Belarus							
VE	3	1	0	4	75	25	0
SO	4	1	2	7	57	14	29
WA	2	0	0	2	100	0	0
AI	2	0	2	4	50	0	50
Totals:	11	2	4	17	65%	12%	24%
Lab: SA Sandia Labs Radioactive Sample Diag. Prog., NM							
SO	2	0	0	2	100	0	0
WA	5	1	0	6	83	17	0
AI	7	0	1	8	88	0	13
Totals:	14	1	1	16	88%	6%	6%
Lab: SB SC Dept. of Health and Environment Control Radiological Lab							
VE	3	0	0	3	100	0	0
AI	9	1	0	10	90	10	0
SO	2	1	0	3	67	33	0
WA	11	0	0	11	100	0	0
Totals:	25	2	0	27	93%	7%	0%
Lab: SD STL Denver							
VE	3	4	0	7	43	57	0
SO	12	1	1	14	86	7	7

QAP 55 Summary of Matrix Evaluations by Laboratory

Matrix	Evaluation Summary			Total Analyses	Evaluation Percentages		
	A	W	N		% A	% W	% N
WA	9	2	0	11	82	18	0
AI	11	1	0	12	92	8	0
Totals:	35	8	1	44	80%	18%	2%
Lab: SE Swedish Defence Research Agency (FOI)							
VE	11	0	0	11	100	0	0
SO	11	1	0	12	92	8	0
WA	6	1	2	9	67	11	22
AI	5	0	0	5	100	0	0
Totals:	33	2	2	37	89%	5%	5%
Lab: SI Jozef Stefan Institute, Slovenia							
SO	8	1	0	9	89	11	0
WA	3	0	0	3	100	0	0
AI	4	1	0	5	80	20	0
VE	4	0	0	4	100	0	0
Totals:	19	2	0	21	90%	10%	0%
Lab: SK Savannah River Plant							
SO	10	0	0	10	100	0	0
WA	6	0	0	6	100	0	0
Totals:	16	0	0	16	100%	0%	0%
Lab: SL Stanford Linear Accelerator Center							
SO	0	0	1	1	0	0	100
WA	1	0	1	2	50	0	50
Totals:	1	0	2	3	33%	0%	67%
Lab: SN Sanford Cohen Associates, Inc., Montgomery, AL							
WA	11	1	0	12	92	8	0
AI	5	1	0	6	83	17	0
SO	12	0	0	12	100	0	0
VE	6	1	0	7	86	14	0
Totals:	34	3	0	37	92%	8%	0%
Lab: SR Savannah River Environmental Laboratory							
SO	14	0	0	14	100	0	0
WA	8	3	0	11	73	27	0
AI	8	3	1	12	67	25	8
VE	5	2	0	7	71	29	0

QAP 55 Summary of Matrix Evaluations by Laboratory

Matrix	Evaluation Summary			Total Analyses	Evaluation Percentages		
	A	W	N		% A	% W	% N
Totals:	35	8	1	44	80%	18%	2%
Lab: ST SC DHEC, Aiken, South Carolina							
WA	1	0	0	1	100	0	0
Totals:	1	0	0	1	100%	0%	0%
Lab: SW Southwest Research Institute, San Antonio, TX							
SO	8	3	0	11	73	27	0
WA	0	1	0	1	0	100	0
VE	2	2	2	6	33	33	33
AI	0	0	2	2	0	0	100
Totals:	10	6	4	20	50%	30%	20%
Lab: SX Saxton Nuclear Experimental Corp., Saxton, PA							
VE	0	3	0	3	0	100	0
SO	1	1	0	2	50	50	0
WA	2	1	0	3	67	33	0
AI	4	0	0	4	100	0	0
Totals:	7	5	0	12	58%	42%	0%
Lab: SY Syrian Arab Republic Atomic Energy Commission							
VE	3	0	1	4	75	0	25
SO	8	2	1	11	73	18	9
WA	4	0	0	4	100	0	0
Totals:	15	2	2	19	79%	11%	11%
Lab: TE Environmental Inc., Northbrook, IL							
AI	10	1	0	11	91	9	0
VE	6	1	0	7	86	14	0
SO	9	2	0	11	82	18	0
WA	11	0	0	11	100	0	0
Totals:	36	4	0	40	90%	10%	0%
Lab: TI Teledyne Brown Engineering Environmental Services, Knoxville, TN							
AI	6	4	1	11	55	36	9
WA	6	4	1	11	55	36	9
VE	5	0	0	5	100	0	0
SO	3	1	1	5	60	20	20

QAP 55 Summary of Matrix Evaluations by Laboratory

Matrix	Evaluation Summary			Total Analyses	Evaluation Percentages		
	A	W	N		% A	% W	% N
Totals:	20	9	3	32	63%	28%	9%
Lab: TK ATG, Kingston, TN							
SO	4	0	0	4	100	0	0
WA	2	0	0	2	100	0	0
AI	4	0	0	4	100	0	0
Totals:	10	0	0	10	100%	0%	0%
Lab: TM Eberline Services Albuquerque Lab, NM							
VE	6	1	0	7	86	14	0
SO	12	2	0	14	86	14	0
WA	10	2	0	12	83	17	0
AI	8	5	0	13	62	38	0
Totals:	36	10	0	46	78%	22%	0%
Lab: TN Eberline Services, Richmond, CA							
VE	6	1	0	7	86	14	0
SO	8	5	0	13	62	38	0
WA	8	4	0	12	67	33	0
AI	9	4	0	13	69	31	0
Totals:	31	14	0	45	69%	31%	0%
Lab: TO Eberline Services Oak Ridge Laboratory							
VE	5	2	0	7	71	29	0
AI	10	3	0	13	77	23	0
SO	13	1	0	14	93	7	0
WA	12	1	0	13	92	8	0
Totals:	40	7	0	47	85%	15%	0%
Lab: TP Taiwan Power Company, Taipei, Taiwan							
VE	3	0	0	3	100	0	0
SO	7	0	0	7	100	0	0
WA	2	1	0	3	67	33	0
AI	4	0	0	4	100	0	0
Totals:	16	1	0	17	94%	6%	0%
Lab: TQ Institute of Nuclear Energy Research, Taiwan							
VE	4	0	0	4	100	0	0
SO	8	0	0	8	100	0	0
WA	8	0	0	8	100	0	0
AI	3	3	0	6	50	50	0

QAP 55 Summary of Matrix Evaluations by Laboratory

Matrix	Evaluation Summary			Total Analyses	Evaluation Percentages		
	A	W	N		% A	% W	% N
Totals:	23	3	0	26	88%	12%	0%
Lab: TW Taiwan Radiation Monitoring Center							
SO	11	0	0	11	100	0	0
WA	8	0	0	8	100	0	0
VE	4	0	0	4	100	0	0
AI	5	1	0	6	83	17	0
Totals:	28	1	0	29	97%	3%	0%
Lab: TX Texas Dept. of Health/Laboratories, Austin							
VE	6	0	0	6	100	0	0
SO	12	2	0	14	86	14	0
WA	10	1	0	11	91	9	0
AI	9	2	0	11	82	18	0
Totals:	37	5	0	42	88%	12%	0%
Lab: UC United States Enrichment Corporation, Paducah, KY							
VE	1	1	0	2	50	50	0
SO	2	0	0	2	100	0	0
WA	4	0	0	4	100	0	0
Totals:	7	1	0	8	88%	13%	0%
Lab: UG USGS Menlo Park WRD sediment radioisotope laboratory							
SO	1	0	0	1	100	0	0
Totals:	1	0	0	1	100%	0%	0%
Lab: UP BWXT Y-12, L.L.C. Analytical Chemistry Organization Oak Ridge							
SO	1	0	0	1	100	0	0
WA	1	0	0	1	100	0	0
Totals:	2	0	0	2	100%	0%	0%
Lab: UY BWXT Y-12, L.L.C. Analytical Chemistry Organization Oak Ridge							
AI	9	2	0	11	82	18	0
VE	6	1	0	7	86	14	0
SO	5	3	0	8	63	38	0
WA	9	1	0	10	90	10	0
Totals:	29	7	0	36	81%	19%	0%

QAP 55 Summary of Matrix Evaluations by Laboratory

Matrix	Evaluation Summary			Total Analyses	Evaluation Percentages		
	A	W	N		% A	% W	% N
Lab: WA Environmental Radiation Lab, Off. of Public Health Labs, Seattle							
AI	10	3	0	13	77	23	0
WA	9	4	0	13	69	31	0
VE	8	0	0	8	100	0	0
SO	12	1	1	14	86	7	7
Totals:	39	8	1	48	81%	17%	2%
Lab: WC Waste Management Federal Services of Hanford							
VE	7	0	0	7	100	0	0
SO	4	3	0	7	57	43	0
WA	11	0	0	11	100	0	0
AI	10	2	0	12	83	17	0
Totals:	32	5	0	37	86%	14%	0%
Lab: WE Antech Ltd.-Waltz Mill Site, PA							
VE	12	6	0	18	67	33	0
SO	32	7	0	39	82	18	0
WA	26	6	1	33	79	18	3
AI	24	6	0	30	80	20	0
Totals:	94	25	1	120	78%	21%	1%
Lab: WI WIPP Site, Westinghouse Electric Corp.							
VE	13	3	0	16	81	19	0
AI	22	4	2	28	79	14	7
WA	19	2	0	21	90	10	0
SO	26	6	0	32	81	19	0
Totals:	80	15	2	97	82%	15%	2%
Lab: WN State Health Radiation Protection Section, Madison, WI							
VE	0	12	0	12	0	100	0
SO	23	1	0	24	96	4	0
WA	6	0	0	6	100	0	0
AI	12	3	0	15	80	20	0
Totals:	41	16	0	57	72%	28%	0%
Lab: WO Wisconsin State Lab of Hygiene							
VE	6	0	0	6	100	0	0
SO	14	2	2	18	78	11	11
WA	11	3	0	14	79	21	0
AI	2	8	2	12	17	67	17

QAP 55 Summary of Matrix Evaluations by Laboratory

Matrix	Evaluation Summary			Total Analyses	Evaluation Percentages		
	A	W	N		% A	% W	% N
Totals:	33	13	4	50	66%	26%	8%
Lab: WT Waste Stream Technology, Buffalo, NY							
AI	2	3	1	6	33	50	17
VE	3	0	0	3	100	0	0
SO	8	1	1	10	80	10	10
WA	4	0	1	5	80	0	20
Totals:	17	4	3	24	71%	17%	13%
Lab: WV West Valley Nuclear Services, NY							
WA	6	0	0	6	100	0	0
AI	8	4	0	12	67	33	0
Totals:	14	4	0	18	78%	22%	0%
Lab: WW West Valley Radiation Protection, NY							
SO	17	10	0	27	63	37	0
AI	13	2	3	18	72	11	17
Totals:	30	12	3	45	67%	27%	7%
Lab: WY Wayne Interim Storage Site, NJ							
SO	0	0	5	5	0	0	100
Totals:	0	0	5	5	0%	0%	100%
Lab: YA Duke Engineering & Services Environmental Lab.							
VE	7	0	0	7	100	0	0
SO	8	0	0	8	100	0	0
WA	11	2	0	13	85	15	0
AI	11	1	0	12	92	8	0
Totals:	37	3	0	40	93%	8%	0%
Lab: YP US Army Proving Ground, Yuma, AZ							
SO	0	0	1	1	0	0	100
WA	1	0	0	1	100	0	0
AI	1	0	0	1	100	0	0
Totals:	2	0	1	3	67%	0%	33%
Lab: YU Institute of Occupational and Radiological Health, Serbia							
WA	2	0	0	2	100	0	0

QAP 55 Summary of Matrix Evaluations by Laboratory

Matrix	Evaluation Summary			Total Analyses	Evaluation Percentages		
	A	W	N		% A	% W	% N
Totals:	2	0	0	2	100%	0%	0%

QAP 55 Summary of Laboratory Evaluations by Matrix**Matrix: AI Air Filter**

Labcode	Evaluation Summary			Total Analyses	Evaluation Percentages		
	A	W	N		% A	% W	% N
AC	3	5	2	10	30	50	20
AG	10	1	0	11	91	9	0
AI	8	4	1	13	62	31	8
AM	10	0	3	13	77	0	23
AN	9	1	0	10	90	10	0
AP	0	0	1	1	0	0	100
AR	12	1	0	13	92	8	0
AS	5	1	1	7	71	14	14
AT	12	1	0	13	92	8	0
AU	10	1	0	11	91	9	0
AW	3	1	0	4	75	25	0
BA	0	3	0	3	0	100	0
BE	12	1	0	13	92	8	0
BM	8	0	0	8	100	0	0
BN	4	0	0	4	100	0	0
BQ	1	0	6	7	14	0	86
BU	10	1	0	11	91	9	0
BX	11	1	0	12	92	8	0
CA	6	0	0	6	100	0	0
CB	5	0	0	5	100	0	0
CD	3	2	0	5	60	40	0
CE	7	0	0	7	100	0	0
CG	6	6	0	12	50	50	0
CH	10	2	2	14	71	14	14
CL	6	4	0	10	60	40	0
CN	4	1	0	5	80	20	0
CO	12	0	0	12	100	0	0
CS	3	0	1	4	75	0	25
CU	5	0	0	5	100	0	0
CW	10	0	0	10	100	0	0
DH	5	1	0	6	83	17	0
EC	14	18	3	35	40	51	9
EG	4	0	0	4	100	0	0
EP	6	0	0	6	100	0	0
FE	2	0	0	2	100	0	0
FG	6	0	0	6	100	0	0
FL	1	5	1	7	14	71	14
FM	4	0	0	4	100	0	0
FN	5	1	0	6	83	17	0
GA	7	2	0	9	78	22	0
GC	9	0	0	9	100	0	0
GD	3	1	0	4	75	25	0
GE	12	1	0	13	92	8	0
GT	8	3	0	11	73	27	0
HC	2	0	0	2	100	0	0
HU	3	1	0	4	75	25	0
ID	3	2	3	8	38	25	38
IL	5	1	0	6	83	17	0
IN	4	0	0	4	100	0	0
IO	7	0	0	7	100	0	0
IS	9	3	0	12	75	25	0
IT	10	1	0	11	91	9	0
IT	10	1	0	11	91	9	0
JL	10	2	0	12	83	17	0

QAP 55 Summary of Laboratory Evaluations by Matrix**Matrix: AI Air Filter**

Labcode	Evaluation Summary			Total Analyses	Evaluation Percentages		
	A	W	N		% A	% W	% N
KA	2	0	0	2	100	0	0
KE	5	0	0	5	100	0	0
KR	18	2	0	20	90	10	0
KS	4	0	0	4	100	0	0
LB	5	0	1	6	83	0	17
LL	3	4	0	7	43	57	0
LM	4	1	1	6	67	17	17
LN	5	1	0	6	83	17	0
LV	3	4	0	7	43	57	0
ME	9	9	0	18	50	50	0
MH	4	2	0	6	67	33	0
ML	4	0	0	4	100	0	0
MS	5	0	1	6	83	0	17
NA	7	1	0	8	88	13	0
ND	5	1	0	6	83	17	0
NJ	14	0	1	15	93	0	7
NL	9	0	0	9	100	0	0
NM	2	1	0	3	67	33	0
NP	5	0	0	5	100	0	0
NQ	11	0	0	11	100	0	0
NR	4	0	0	4	100	0	0
OB	1	1	0	2	50	50	0
OC	5	1	0	6	83	17	0
OD	3	0	3	6	50	0	50
OH	5	1	0	6	83	17	0
OT	10	1	0	11	91	9	0
OU	4	2	0	6	67	33	0
PK	4	0	0	4	100	0	0
PR	0	0	4	4	0	0	100
PS	8	2	0	10	80	20	0
RA	7	1	0	8	88	13	0
RC	6	0	0	6	100	0	0
RI	8	2	0	10	80	20	0
RK	0	2	0	2	0	100	0
RM	5	0	0	5	100	0	0
RU	2	0	2	4	50	0	50
SA	7	0	1	8	88	0	13
SB	9	1	0	10	90	10	0
SD	11	1	0	12	92	8	0
SE	5	0	0	5	100	0	0
SI	4	1	0	5	80	20	0
SN	5	1	0	6	83	17	0
SR	8	3	1	12	67	25	8
SW	0	0	2	2	0	0	100
SX	4	0	0	4	100	0	0
TE	10	1	0	11	91	9	0
TI	6	4	1	11	55	36	9
TK	4	0	0	4	100	0	0
TM	8	5	0	13	62	38	0
TN	9	4	0	13	69	31	0
TO	10	3	0	13	77	23	0
TP	4	0	0	4	100	0	0
TQ	3	3	0	6	50	50	0
TW	5	1	0	6	83	17	0

QAP 55 Summary of Laboratory Evaluations by Matrix**Matrix: AI** Air Filter

Labcode	Evaluation Summary			Total Analyses	Evaluation Percentages		
	A	W	N		% A	% W	% N
TX	9	2	0	11	82	18	0
UY	9	2	0	11	82	18	0
WA	10	3	0	13	77	23	0
WC	10	2	0	12	83	17	0
WE	24	6	0	30	80	20	0
WI	22	4	2	28	79	14	7
WN	12	3	0	15	80	20	0
WO	2	8	2	12	17	67	17
WT	2	3	1	6	33	50	17
WV	8	4	0	12	67	33	0
WW	13	2	3	18	72	11	17
YA	11	1	0	12	92	8	0
YP	1	0	0	1	100	0	0
Totals							
121 Labs:	795	187	50	1032	77%	18%	5%

QAP 55 Summary of Laboratory Evaluations by Matrix**Matrix: SO Soil**

Labcode	Evaluation Summary			Total Analyses	Evaluation Percentages		
	A	W	N		% A	% W	% N
AC	9	3	0	12	75	25	0
AG	13	1	0	14	93	7	0
AI	9	2	2	13	69	15	15
AM	8	6	0	14	57	43	0
AN	7	0	0	7	100	0	0
AR	14	0	0	14	100	0	0
AS	8	1	0	9	89	11	0
AT	9	2	0	11	82	18	0
AU	13	0	0	13	100	0	0
BA	0	0	1	1	0	0	100
BE	12	1	0	13	92	8	0
BM	6	0	0	6	100	0	0
BN	6	0	0	6	100	0	0
BQ	4	1	2	7	57	14	29
BU	15	0	0	15	100	0	0
BX	10	2	1	13	77	15	8
CA	1	0	0	1	100	0	0
CD	7	0	0	7	100	0	0
CE	1	1	0	2	50	50	0
CF	9	1	0	10	90	10	0
CG	9	2	10	21	43	10	48
CH	14	1	0	15	93	7	0
CL	8	2	1	11	73	18	9
CM	10	4	0	14	71	29	0
CN	7	0	0	7	100	0	0
CO	12	0	0	12	100	0	0
CS	6	1	0	7	86	14	0
CU	6	1	0	7	86	14	0
CW	12	0	0	12	100	0	0
DH	6	1	0	7	86	14	0
EC	43	2	0	45	96	4	0
EG	6	2	0	8	75	25	0
FE	7	0	0	7	100	0	0
FG	5	2	0	7	71	29	0
FL	8	2	0	10	80	20	0
FN	4	3	0	7	57	43	0
FR	11	0	0	11	100	0	0
FS	7	0	0	7	100	0	0
FU	10	0	0	10	100	0	0
GA	7	2	2	11	64	18	18
GC	13	5	0	18	72	28	0
GD	2	0	0	2	100	0	0
GE	6	2	0	8	75	25	0
GT	7	0	0	7	100	0	0
HT	0	3	1	4	0	75	25
HU	7	2	0	9	78	22	0
ID	9	3	0	12	75	25	0
IN	10	1	0	11	91	9	0
IO	6	0	0	6	100	0	0
IS	10	0	3	13	77	0	23
IT	8	2	1	11	73	18	9
IT	8	2	1	11	73	18	9
KA	4	0	0	4	100	0	0
KE	3	0	0	3	100	0	0

QAP 55 Summary of Laboratory Evaluations by Matrix**Matrix: SO Soil**

Labcode	Evaluation Summary			Total Analyses	Evaluation Percentages		
	A	W	N		% A	% W	% N
KR	10	0	0	10	100	0	0
KS	4	0	0	4	100	0	0
LA	9	0	0	9	100	0	0
LB	7	2	0	9	78	22	0
LL	4	1	0	5	80	20	0
LM	8	0	0	8	100	0	0
LV	7	2	0	9	78	22	0
LW	5	1	1	7	71	14	14
ME	23	4	0	27	85	15	0
ML	3	0	0	3	100	0	0
MS	6	0	0	6	100	0	0
MY	9	0	0	9	100	0	0
NA	8	1	0	9	89	11	0
NJ	0	0	27	27	0	0	100
NL	16	0	0	16	100	0	0
NM	9	0	0	9	100	0	0
NQ	11	1	0	12	92	8	0
NR	1	0	0	1	100	0	0
NZ	8	1	0	9	89	11	0
OB	8	1	4	13	62	8	31
OC	7	0	0	7	100	0	0
OH	4	3	0	7	57	43	0
OK	6	1	0	7	86	14	0
OT	5	2	4	11	45	18	36
OU	5	5	1	11	45	45	9
PK	9	0	0	9	100	0	0
PS	9	0	0	9	100	0	0
RA	11	0	0	11	100	0	0
RC	2	0	0	2	100	0	0
RI	9	1	0	10	90	10	0
RM	6	1	0	7	86	14	0
RU	4	1	2	7	57	14	29
SA	2	0	0	2	100	0	0
SB	2	1	0	3	67	33	0
SD	12	1	1	14	86	7	7
SE	11	1	0	12	92	8	0
SI	8	1	0	9	89	11	0
SK	10	0	0	10	100	0	0
SL	0	0	1	1	0	0	100
SN	12	0	0	12	100	0	0
SR	14	0	0	14	100	0	0
SW	8	3	0	11	73	27	0
SX	1	1	0	2	50	50	0
SY	8	2	1	11	73	18	9
TE	9	2	0	11	82	18	0
TI	3	1	1	5	60	20	20
TK	4	0	0	4	100	0	0
TM	12	2	0	14	86	14	0
TN	8	5	0	13	62	38	0
TO	13	1	0	14	93	7	0
TP	7	0	0	7	100	0	0
TQ	8	0	0	8	100	0	0
TW	11	0	0	11	100	0	0
TX	12	2	0	14	86	14	0

QAP 55 Summary of Laboratory Evaluations by Matrix**Matrix: SO Soil**

Labcode	Evaluation Summary			Total Analyses	Evaluation Percentages		
	A	W	N		% A	% W	% N
UC	2	0	0	2	100	0	0
UG	1	0	0	1	100	0	0
UP	1	0	0	1	100	0	0
UY	5	3	0	8	63	38	0
WA	12	1	1	14	86	7	7
WC	4	3	0	7	57	43	0
WE	32	7	0	39	82	18	0
WI	26	6	0	32	81	19	0
WN	23	1	0	24	96	4	0
WO	14	2	2	18	78	11	11
WT	8	1	1	10	80	10	10
WW	17	10	0	27	63	37	0
WY	0	0	5	5	0	0	100
YA	8	0	0	8	100	0	0
YP	0	0	1	1	0	0	100
Totals							
123 Labs:	1013	151	78	1242	82%	12%	6%

QAP 55 Summary of Laboratory Evaluations by Matrix**Matrix: VE Vegetation**

Labcode	Evaluation Summary			Total Analyses	Evaluation Percentages		
	A	W	N		% A	% W	% N
AC	6	1	0	7	86	14	0
AG	6	1	0	7	86	14	0
AI	6	1	0	7	86	14	0
AM	4	1	1	6	67	17	17
AR	7	0	0	7	100	0	0
AT	7	0	0	7	100	0	0
AU	7	0	0	7	100	0	0
BA	0	0	2	2	0	0	100
BE	6	1	0	7	86	14	0
BM	5	0	0	5	100	0	0
BN	3	0	0	3	100	0	0
BQ	2	0	1	3	67	0	33
BU	8	0	0	8	100	0	0
BX	7	0	0	7	100	0	0
CD	3	0	0	3	100	0	0
CE	3	0	0	3	100	0	0
CF	6	0	0	6	100	0	0
CG	8	1	0	9	89	11	0
CH	7	0	0	7	100	0	0
CL	5	0	1	6	83	0	17
CN	3	1	0	4	75	25	0
CO	6	0	0	6	100	0	0
CS	3	0	0	3	100	0	0
CU	0	0	3	3	0	0	100
CW	7	0	0	7	100	0	0
EG	2	1	0	3	67	33	0
FL	4	0	0	4	100	0	0
FN	3	0	0	3	100	0	0
FR	4	0	0	4	100	0	0
FU	3	0	0	3	100	0	0
GA	5	0	0	5	100	0	0
GC	5	4	0	9	56	44	0
GE	7	0	0	7	100	0	0
GT	4	4	0	8	50	50	0
HU	3	1	0	4	75	25	0
ID	6	0	0	6	100	0	0
IO	3	1	0	4	75	25	0
IS	6	1	0	7	86	14	0
IT	6	1	0	7	86	14	0
IT	6	1	0	7	86	14	0
KE	4	0	0	4	100	0	0
KR	15	0	0	15	100	0	0
KS	4	0	0	4	100	0	0
LA	8	1	0	9	89	11	0
LB	4	0	0	4	100	0	0
LL	1	0	0	1	100	0	0
LM	1	3	0	4	25	75	0
LV	4	0	0	4	100	0	0
ME	4	8	0	12	33	67	0
ML	1	0	0	1	100	0	0
NA	5	0	0	5	100	0	0
NJ	12	0	0	12	100	0	0
NR	2	0	0	2	100	0	0
NZ	4	0	0	4	100	0	0

QAP 55 Summary of Laboratory Evaluations by Matrix**Matrix: VE Vegetation**

Labcode	Evaluation Summary			Total Analyses	Evaluation Percentages		
	A	W	N		% A	% W	% N
OB	3	1	1	5	60	20	20
OC	3	0	0	3	100	0	0
OH	3	0	0	3	100	0	0
OT	7	0	0	7	100	0	0
OU	3	0	0	3	100	0	0
PK	3	0	0	3	100	0	0
PS	2	1	3	6	33	17	50
RA	4	2	0	6	67	33	0
RI	3	3	0	6	50	50	0
RU	3	1	0	4	75	25	0
SB	3	0	0	3	100	0	0
SD	3	4	0	7	43	57	0
SE	11	0	0	11	100	0	0
SI	4	0	0	4	100	0	0
SN	6	1	0	7	86	14	0
SR	5	2	0	7	71	29	0
SW	2	2	2	6	33	33	33
SX	0	3	0	3	0	100	0
SY	3	0	1	4	75	0	25
TE	6	1	0	7	86	14	0
TI	5	0	0	5	100	0	0
TM	6	1	0	7	86	14	0
TN	6	1	0	7	86	14	0
TO	5	2	0	7	71	29	0
TP	3	0	0	3	100	0	0
TQ	4	0	0	4	100	0	0
TW	4	0	0	4	100	0	0
TX	6	0	0	6	100	0	0
UC	1	1	0	2	50	50	0
UY	6	1	0	7	86	14	0
WA	8	0	0	8	100	0	0
WC	7	0	0	7	100	0	0
WE	12	6	0	18	67	33	0
WI	13	3	0	16	81	19	0
WN	0	12	0	12	0	100	0
WO	6	0	0	6	100	0	0
WT	3	0	0	3	100	0	0
YA	7	0	0	7	100	0	0
Totals							
92 Labs:	440	81	15	536	82%	15%	3%

QAP 55 Summary of Laboratory Evaluations by Matrix**Matrix: WA Water**

Labcode	Evaluation Summary			Total Analyses	Evaluation Percentages		
	A	W	N		% A	% W	% N
AC	5	2	2	9	56	22	22
AG	13	0	0	13	100	0	0
AI	5	6	1	12	42	50	8
AM	10	0	2	12	83	0	17
AN	9	0	0	9	100	0	0
AP	0	0	2	2	0	0	100
AR	12	1	0	13	92	8	0
AS	4	1	2	7	57	14	29
AT	10	2	0	12	83	17	0
AU	9	2	0	11	82	18	0
AW	2	0	0	2	100	0	0
BA	2	0	0	2	100	0	0
BE	13	0	0	13	100	0	0
BM	7	1	0	8	88	13	0
BN	5	0	1	6	83	0	17
BQ	4	1	1	6	67	17	17
BU	8	2	0	10	80	20	0
BX	11	1	0	12	92	8	0
CA	5	0	1	6	83	0	17
CB	10	0	0	10	100	0	0
CD	4	0	0	4	100	0	0
CE	4	1	1	6	67	17	17
CF	7	3	0	10	70	30	0
CG	12	0	6	18	67	0	33
CH	14	0	0	14	100	0	0
CL	6	3	1	10	60	30	10
CM	16	4	0	20	80	20	0
CS	0	2	0	2	0	100	0
CU	3	0	0	3	100	0	0
CW	10	0	0	10	100	0	0
EC	14	1	0	15	93	7	0
EG	8	2	0	10	80	20	0
EP	6	1	0	7	86	14	0
FE	5	0	0	5	100	0	0
FG	4	1	0	5	80	20	0
FL	6	1	0	7	86	14	0
FM	2	1	0	3	67	33	0
FN	5	0	0	5	100	0	0
GC	6	1	0	7	86	14	0
GD	2	0	0	2	100	0	0
GE	8	5	0	13	62	38	0
GS	1	1	0	2	50	50	0
GT	10	0	0	10	100	0	0
HC	1	0	2	3	33	0	67
HT	4	0	0	4	100	0	0
HU	0	3	0	3	0	100	0
IL	3	1	0	4	75	25	0
IN	4	4	0	8	50	50	0
IO	6	1	0	7	86	14	0
IS	8	4	0	12	67	33	0
IT	7	1	2	10	70	10	20
IT	7	1	2	10	70	10	20
JL	6	0	0	6	100	0	0
KA	7	1	0	8	88	13	0

QAP 55 Summary of Laboratory Evaluations by Matrix**Matrix: WA Water**

Labcode	Evaluation Summary			Total Analyses	Evaluation Percentages		
	A	W	N		% A	% W	% N
KS	5	0	0	5	100	0	0
LA	9	0	6	15	60	0	40
LB	3	0	1	4	75	0	25
LL	4	2	0	6	67	33	0
LM	4	2	0	6	67	33	0
LN	2	0	1	3	67	0	33
LV	3	1	2	6	50	17	33
LW	6	3	1	10	60	30	10
ME	8	1	1	10	80	10	10
MH	3	1	0	4	75	25	0
MJ	5	2	0	7	71	29	0
ML	5	0	0	5	100	0	0
MS	2	0	0	2	100	0	0
NA	7	0	0	7	100	0	0
NF	5	0	0	5	100	0	0
NJ	26	5	2	33	79	15	6
NL	7	2	0	9	78	22	0
NM	1	2	0	3	33	67	0
NP	4	0	0	4	100	0	0
NQ	8	1	0	9	89	11	0
NR	2	0	0	2	100	0	0
NS	9	0	0	9	100	0	0
NZ	2	1	3	6	33	17	50
OB	8	0	1	9	89	0	11
OC	6	0	0	6	100	0	0
OD	7	2	0	9	78	22	0
OH	5	1	1	7	71	14	14
OK	4	5	1	10	40	50	10
OT	9	0	1	10	90	0	10
OU	6	2	2	10	60	20	20
PR	2	0	1	3	67	0	33
PS	7	3	0	10	70	30	0
RC	3	0	0	3	100	0	0
RG	2	0	0	2	100	0	0
RI	7	4	1	12	58	33	8
RM	3	0	0	3	100	0	0
RU	2	0	0	2	100	0	0
SA	5	1	0	6	83	17	0
SB	11	0	0	11	100	0	0
SD	9	2	0	11	82	18	0
SE	6	1	2	9	67	11	22
SI	3	0	0	3	100	0	0
SK	6	0	0	6	100	0	0
SL	1	0	1	2	50	0	50
SN	11	1	0	12	92	8	0
SR	8	3	0	11	73	27	0
ST	1	0	0	1	100	0	0
SW	0	1	0	1	0	100	0
SX	2	1	0	3	67	33	0
SY	4	0	0	4	100	0	0
TE	11	0	0	11	100	0	0
TI	6	4	1	11	55	36	9
TK	2	0	0	2	100	0	0
TM	10	2	0	12	83	17	0

QAP 55 Summary of Laboratory Evaluations by Matrix**Matrix: WA Water**

Labcode	Evaluation Summary			Total Analyses	Evaluation Percentages		
	A	W	N		% A	% W	% N
TN	8	4	0	12	67	33	0
TO	12	1	0	13	92	8	0
TP	2	1	0	3	67	33	0
TQ	8	0	0	8	100	0	0
TW	8	0	0	8	100	0	0
TX	10	1	0	11	91	9	0
UC	4	0	0	4	100	0	0
UP	1	0	0	1	100	0	0
UY	9	1	0	10	90	10	0
WA	9	4	0	13	69	31	0
WC	11	0	0	11	100	0	0
WE	26	6	1	33	79	18	3
WI	19	2	0	21	90	10	0
WN	6	0	0	6	100	0	0
WO	11	3	0	14	79	21	0
WT	4	0	1	5	80	0	20
WV	6	0	0	6	100	0	0
YA	11	2	0	13	85	15	0
YP	1	0	0	1	100	0	0
YU	2	0	0	2	100	0	0
Totals 128 Labs:	815	143	57	1015	80%	14%	6%

QAP 55 Summary of Matrix Evaluations by Radionuclide**Matrix:** Air Filter

Radio-Nuclide	Evaluation Summary			Total Analyses	Evaluation Percentages		
	A	W	N		% A	% W	% N
PU238	34	14	1	49	69	29	2
MN54	112	16	7	135	83	12	5
CO60	120	16	2	138	87	12	1
SR90	33	5	2	40	83	13	5
PU239	41	8	1	50	82	16	2
AM241	49	7	3	59	83	12	5
U234	27	5	2	34	79	15	6
U238	25	9	1	35	71	26	3
Bq U	9	4	1	14	64	29	7
Ug U	13	4	3	20	65	20	15
GROSS ALPHA	65	18	4	87	75	21	5
GROSS BETA	46	32	11	89	52	36	12
CS134	103	23	7	133	77	17	5
CS137	108	25	5	138	78	18	4
Totals:	785	186	50	1021	77%	18%	5%

QAP 55 Summary of Matrix Evaluations by Radionuclide**Matrix:** Soil

Radio-Nuclide	Evaluation Summary			Total Analyses	Evaluation Percentages		
	A	W	N		% A	% W	% N
Ug U	25	2	2	29	86	7	7
SR90	43	7	0	50	86	14	0
AC228	80	21	8	109	73	19	7
U234	36	8	2	46	78	17	4
AM241	73	10	5	88	83	11	6
PU239	56	8	2	66	85	12	3
PU238	24	1	1	26	92	4	4
U238	44	5	0	49	90	10	0
BI212	64	14	9	87	74	16	10
K40	123	7	4	134	92	5	3
PB212	78	19	9	106	74	18	8
TH234	48	5	10	63	76	8	16
BI214	83	13	10	106	78	12	9
CS137	127	13	6	146	87	9	4
Bq U	12	2	1	15	80	13	7
PB214	89	14	8	111	80	13	7
Totals:	1005	149	77	1231	82%	12%	6%

QAP 55 Summary of Matrix Evaluations by Radionuclide**Matrix:** Vegetation

Radio- Nuclide	Evaluation Summary			Total Analyses	Evaluation Percentages		
	A	W	N		% A	% W	% N
CO60	93	13	4	110	85	12	4
CM244	24	10	1	35	69	29	3
AM241	52	12	1	65	80	18	2
PU239	42	7	1	50	84	14	2
PU238	10	1	0	11	91	9	0
SR90	40	8	1	49	82	16	2
CS137	90	15	4	109	83	14	4
K40	83	14	3	100	83	14	3
Totals:	434	80	15	529	82%	15%	3%

QAP 55 Summary of Matrix Evaluations by Radionuclide**Matrix:** Water

Radio- Nuclide	Evaluation Summary			Total Analyses	Evaluation Percentages		
	A	W	N		% A	% W	% N
CS137	127	8	3	138	92	6	2
SR90	55	11	1	67	82	16	1
PU238	47	11	7	65	72	17	11
PU239	49	12	5	66	74	18	8
AM241	55	11	5	71	77	15	7
U234	38	12	3	53	72	23	6
U238	38	13	4	55	69	24	7
Bq U	20	6	1	27	74	22	4
Ug U	31	8	1	40	78	20	3
GROSS ALPHA	54	19	11	84	64	23	13
GROSS BETA	80	2	2	84	95	2	2
NI63	8	7	1	16	50	44	6
H3	78	14	9	101	77	14	9
CO60	128	8	2	138	93	6	1
Totals:	808	142	55	1005	80%	14%	5%

QAP 55 EML Results**Environmental Measurements Laboratory, New York, NY**

Matrix	Radionuclide	EML Value	EML Error
Air Filter	241Am	0.088	0.009
	Gross Alpha	5.362	0.536
	54Mn	81.150	4.760
	239Pu	0.229	0.017
	238Pu	0.071	0.003
	Ug U	8.844	0.581
	Bq U	0.222	0.014
	234U	0.108	0.006
	137Cs	17.100	0.580
	90Sr	3.481	0.233
	60Co	17.500	0.470
	Gross Beta	12.770	1.277
	134Cs	12.950	0.362
	238U	0.109	0.007

pCi/g or mL = Bq x 0.027

QAP 55 EML Results**Environmental Measurements Laboratory, New York, NY**

Matrix	Radionuclide	EML Value	EML Error
Soil	137Cs	612.330	30.620
	239Pu	8.948	0.323
	238Pu	12.610	0.312
	Ug U	7.948	0.125
	Bq U	194.230	3.760
	40K	623.330	33.040
	234U	92.230	1.300
	90Sr	30.596	1.065
	214Bi	36.900	1.530
	214Pb	39.670	1.720
	238U	98.330	3.200
	212Bi	62.067	5.152
	228Ac	59.570	2.090
	234Th	100.067	6.204
	241Am	4.432	0.312
212Pb	58.330	3.130	

pCi/g or mL = Bq x 0.027

QAP 55 EML Results

Environmental Measurements Laboratory, New York, NY

Matrix	Radionuclide	EML Value	EML Error
Vegetation	239Pu	11.022	0.430
	241Am	6.915	0.419
	238Pu	0.803	0.082
	137Cs	1030.000	51.800
	90Sr	1612.800	48.600
	60Co	35.300	1.436
	40K	898.670	48.230
	244Cm	4.308	1.021

pCi/g or mL = Bq x 0.027

QAP 55 EML Results**Environmental Measurements Laboratory, New York, NY**

Matrix	Radionuclide	EML Value	EML Error
Water	Gross Beta	7970.000	800.000
	Bq U	2.372	0.118
	241Am	0.760	0.040
	239Pu	1.628	0.114
	238Pu	1.088	0.058
	Ug U	0.094	0.003
	238U	1.169	0.056
	234U	1.166	0.062
	137Cs	45.133	2.467
	90Sr	3.729	0.364
	3H	207.000	2.690
	Gross Alpha	1150.000	115.000
	63Ni	45.250	4.530
	60Co	209.000	7.590

pCi/g or mL = Bq x 0.027

QAP 55 Results by Laboratory**Lab:** AC Analytical Chemistry Laboratory, Argonne, IL

No. Test	Radionuclide	Reported Value	Reported Error	EML Value	EML Error	Reported EML	Evaluation	QAP 54 Evaluation
Matrix: AI Air Filter Bq / filter								
1	AM241	0.103	0.004	0.088	0.009	1.170	A	
1	CO60	15.800	0.400	17.500	0.470	0.903	A	A
1	CS134	73.500	3.600	12.950	0.362	5.676	N	A
1	CS137	16.800	0.400	17.100	0.580	0.982	A	A
1	MN54	229.000	4.000	81.150	4.760	2.822	N	A
1	PU238	0.060	0.010	0.071	0.003	0.845	W	
1	PU239	0.190	0.010	0.229	0.017	0.829	W	
1	SR90	2.600	0.100	3.481	0.233	0.747	W	
1	U234	0.091	0.003	0.108	0.006	0.841	W	
1	U238	0.088	0.003	0.109	0.007	0.805	W	

Matrix: SO Soil Bq / kg

1	AC228	66.500	12.200	59.570	2.090	1.116	A	A
1	AM241	5.600	0.900	4.432	0.312	1.264	A	
1	BI212	65.800	21.000	62.067	5.152	1.060	A	W
1	BI214	37.600	11.200	36.900	1.530	1.019	A	A
1	CS137	646.000	12.000	612.330	30.620	1.055	A	A
1	K40	608.000	27.000	623.330	33.040	0.975	A	A
1	PB212	65.800	21.000	58.330	3.130	1.128	A	A
1	PB214	44.200	4.800	39.670	1.720	1.114	A	A
1	PU239	6.700	0.500	8.948	0.323	0.749	W	
1	SR90	26.000	2.000	30.596	1.065	0.850	A	
1	U234	66.000	5.000	92.230	1.300	0.716	W	
1	U238	70.000	5.000	98.330	3.200	0.712	W	

Matrix: VE Vegetation Bq / kg

1	AM241	7.700	0.400	6.915	0.419	1.114	A	
1	CM244	4.400	0.400	4.308	1.021	1.021	A	
1	CO60	40.500	2.200	35.300	1.436	1.147	A	
1	CS137	1070.000	12.000	1030.000	51.800	1.039	A	
1	K40	891.000	28.000	898.670	48.230	0.991	A	
1	PU239	8.500	0.700	11.022	0.430	0.771	W	
1	SR90	1330.000	40.000	1612.800	48.600	0.825	A	

Matrix: WA Water Bq / L

1	AM241	9.400	0.400	0.760	0.040	12.373	N	W
1	CO60	194.000	5.000	209.000	7.590	0.928	A	A
1	CS137	49.600	2.800	45.133	2.467	1.099	A	A
1	H3	1670.000	30.000	207.000	2.690	8.068	N	N
1	PU238	0.980	0.080	1.088	0.058	0.901	A	
1	PU239	1.500	0.100	1.628	0.114	0.921	A	
1	SR90	3.300	0.200	3.729	0.364	0.885	A	
1	U234	0.990	0.030	1.166	0.062	0.849	W	

Values for elemental uranium are reported in µg/filter, g, or mL. pCi/g or mL=Bq x 0.027**Evaluation:** A=Acceptable, W=Acceptable with Warning, N=Not Acceptable

If the evaluation system is not appropriate for the types of analyses performed in your lab, apply a site specific evaluation.

QAP 55 Results by Laboratory**Lab:** AC Analytical Chemistry Laboratory, Argonne, IL

No. Test	Radionuclide	Reported Value	Reported Error	EML Value	EML Error	Reported EML	Evaluation	QAP 54 Evaluation
---------------------	---------------------	---------------------------	---------------------------	----------------------	----------------------	-------------------------	-------------------	------------------------------

Matrix: WA Water Bq/L

1	U238	1.010	0.030	1.169	0.056	0.864	W	
---	------	-------	-------	-------	-------	-------	---	--

Values for elemental uranium are reported in $\mu\text{g}/\text{filter}$, g, or mL. pCi/g or $\text{mL}=\text{Bq} \times 0.027$ **Evaluation:** A=Acceptable, W=Acceptable with Warning, N=Not AcceptableIf the evaluation system is not appropriate for the types of analyses performed in your lab, apply a site specific evaluation.

QAP 55 Results by Laboratory**Lab:** AG Paragon Analytics, Inc, Fort Collins, CO

No. Test	Radionuclide	Reported Value	Reported Error	EML Value	EML Error	Reported EML	Evaluation	QAP 54 Evaluation
Matrix: AI Air Filter Bq / filter								
1	AM241	0.092	0.019	0.088	0.009	1.045	A	A
1	CO60	16.600	2.800	17.500	0.470	0.949	A	A
1	CS134	13.300	2.200	12.950	0.362	1.027	A	A
1	CS137	17.600	3.000	17.100	0.580	1.029	A	A
1	MN54	81.000	14.000	81.150	4.760	0.998	A	A
1	PU238	0.075	0.016	0.071	0.003	1.056	A	A
1	PU239	0.226	0.035	0.229	0.017	0.986	A	A
2	SR90	2.870	0.520	3.481	0.233	0.824	A	A
1	U234	0.115	0.021	0.108	0.006	1.063	A	
1	U238	0.098	0.019	0.109	0.007	0.897	W	
1	Ug U	8.700		8.844	0.581	0.984	A	A

Matrix: SO Soil Bq / kg

1	AC228	55.300	9.800	59.570	2.090	0.928	A	A
1	AM241	4.700	1.100	4.432	0.312	1.060	A	A
1	BI212	57.700	16.700	62.067	5.152	0.930	A	A
1	BI214	32.200	10.600	36.900	1.530	0.873	W	N
1	CS137	619.000	100.000	612.330	30.620	1.011	A	A
1	K40	610.000	103.000	623.330	33.040	0.979	A	A
1	PB212	57.400	9.800	58.330	3.130	0.984	A	A
1	PB214	36.700	6.700	39.670	1.720	0.925	A	W
1	PU239	10.000	1.700	8.948	0.323	1.118	A	A
1	SR90	29.700	6.100	30.596	1.065	0.971	A	A
1	TH234	115.300	25.700	100.067	6.204	1.152	A	A
1	U234	90.000	11.000	92.230	1.300	0.976	A	
1	U238	93.000	12.000	98.330	3.200	0.946	A	
1	Ug U	6.680		7.948	0.125	0.840	A	A

Matrix: VE Vegetation Bq / kg

1	AM241	7.000	1.400	6.915	0.419	1.012	A	A
1	CM244	5.000	1.200	4.308	1.021	1.161	A	A
1	CO60	34.100	5.900	35.300	1.436	0.966	A	A
1	CS137	1100.000	180.000	1030.000	51.800	1.068	A	A
1	K40	983.000	170.000	898.670	48.230	1.094	A	A
1	PU239	9.300	2.300	11.022	0.430	0.844	W	A
1	SR90	1363.000	247.000	1612.800	48.600	0.845	A	A

Matrix: WA Water Bq / L

1	AM241	0.730	0.120	0.760	0.040	0.961	A	A
1	CO60	193.000	32.000	209.000	7.590	0.923	A	A
1	CS137	46.000	7.600	45.133	2.467	1.019	A	A
1	GROSS ALPHA	960.000	133.000	1150.000	115.000	0.835	A	A
1	GROSS BETA	7440.000	1000.000	7970.000	800.000	0.934	A	A

Values for elemental uranium are reported in µg/filter, g, or mL. pCi/g or mL=Bq x 0.027**Evaluation:** A=Acceptable, W=Acceptable with Warning, N=Not Acceptable

If the evaluation system is not appropriate for the types of analyses performed in your lab, apply a site specific evaluation.

QAP 55 Results by Laboratory**Lab:** AG Paragon Analytics, Inc, Fort Collins, CO

No. Test	Radionuclide	Reported Value	Reported Error	EML Value	EML Error	Reported EML	Evaluation	QAP 54 Evaluation
Matrix: WA Water Bq/L								
1	H3	255.000	34.000	207.000	2.690	1.232	A	A
1	NI63	43.600	14.200	45.250	4.530	0.964	A	
1	PU238	1.120	0.160	1.088	0.058	1.029	A	A
1	PU239	1.780	0.250	1.628	0.114	1.093	A	A
1	SR90	3.720	0.680	3.729	0.364	0.998	A	N
1	U234	1.200	0.170	1.166	0.062	1.029	A	
1	U238	1.110	0.160	1.169	0.056	0.950	A	
1	Ug U	0.091		0.094	0.003	0.964	A	A

Values for elemental uranium are reported in $\mu\text{g}/\text{filter}$, g, or mL. pCi/g or $\text{mL}=\text{Bq} \times 0.027$

Evaluation: A=Acceptable, W=Acceptable with Warning, N=Not Acceptable

If the evaluation system is not appropriate for the types of analyses performed in your lab, apply a site specific evaluation.

QAP 55 Results by Laboratory**Lab:** AI Nuclear Technology Services, Inc., Roswell, GA

No. Test	Radionuclide	Reported Value	Reported Error	EML Value	EML Error	Reported EML	Evaluation	QAP 54 Evaluation
Matrix: AI Air Filter Bq / filter								
1	AM241	0.080	0.004	0.088	0.009	0.909	A	W
1	Bq U	0.180	0.005	0.222	0.014	0.809	W	W
1	CO60	16.700	3.500	17.500	0.470	0.954	A	A
1	CS134	11.200	2.000	12.950	0.362	0.865	A	A
1	CS137	17.000	3.500	17.100	0.580	0.994	A	W
1	GROSS ALPHA	5.000	0.000	5.362	0.536	0.932	A	W
1	GROSS BETA	13.000	0.000	12.770	1.277	1.018	A	A
1	MN54	83.900	15.500	81.150	4.760	1.034	A	A
1	PU238	0.050	0.003	0.071	0.003	0.704	W	W
1	PU239	0.200	0.008	0.229	0.017	0.873	W	W
1	SR90	3.300	0.100	3.481	0.233	0.948	A	W
1	U234	0.086	0.004	0.108	0.006	0.795	N	
1	U238	0.091	0.004	0.109	0.007	0.833	W	

Matrix: SO Soil Bq / kg

1	AC228	58.000	12.000	59.570	2.090	0.974	A	A
1	AM241	5.800	0.500	4.432	0.312	1.309	A	W
1	BI212	60.000	18.000	62.067	5.152	0.967	A	A
1	BI214	30.000	6.000	36.900	1.530	0.813	W	N
1	Bq U	1.900	0.040	194.230	3.760	0.010	N	A
1	CS137	572.000	130.000	612.330	30.620	0.934	A	A
1	K40	585.000	136.000	623.330	33.040	0.939	A	A
1	PB212	54.000	13.000	58.330	3.130	0.926	A	W
1	PB214	35.000	7.000	39.670	1.720	0.882	W	W
1	PU239	9.600	1.500	8.948	0.323	1.073	A	W
1	SR90	33.500	4.900	30.596	1.065	1.095	A	A
1	TH234	49.000	10.000	100.067	6.204	0.490	N	W
1	U234	83.200	2.500	92.230	1.300	0.902	A	

Matrix: VE Vegetation Bq / kg

1	AM241	7.500	0.600	6.915	0.419	1.085	A	
1	CM244	5.500	1.100	4.308	1.021	1.277	A	
1	CO60	38.600	6.000	35.300	1.436	1.093	A	
1	CS137	966.000	102.000	1030.000	51.800	0.938	A	
1	K40	748.000	112.000	898.670	48.230	0.832	W	
1	PU239	9.400	0.070	11.022	0.430	0.853	A	
1	SR90	1322.000	250.000	1612.800	48.600	0.820	A	

Matrix: WA Water Bq / L

1	AM241	0.700	0.030	0.760	0.040	0.921	A	A
1	Bq U	1.920	0.040	2.372	0.118	0.809	W	W
1	CO60	187.400	28.100	209.000	7.590	0.897	W	A
1	CS137	45.200	2.100	45.133	2.467	1.001	A	A

Values for elemental uranium are reported in µg/filter, g, or mL. pCi/g or mL=Bq x 0.027**Evaluation:** A=Acceptable, W=Acceptable with Warning, N=Not Acceptable

If the evaluation system is not appropriate for the types of analyses performed in your lab, apply a site specific evaluation.

QAP 55 Results by Laboratory**Lab:** AI Nuclear Technology Services, Inc., Roswell, GA

No. Test	Radionuclide	Reported Value	Reported Error	EML Value	EML Error	Reported EML	Evaluation	QAP 54 Evaluation
Matrix: WA Water Bq/L								
1	GROSS ALPHA	946.000	19.000	1150.000	115.000	0.823	A	N
1	GROSS BETA	7318.000	512.000	7970.000	800.000	0.918	A	A
1	H3	162.000	15.000	207.000	2.690	0.783	W	W
1	PU238	0.930	0.040	1.088	0.058	0.855	W	W
1	PU239	1.360	0.050	1.628	0.114	0.835	W	W
1	SR90	4.000	0.200	3.729	0.364	1.073	A	A
1	U234	0.990	0.030	1.166	0.062	0.849	W	
1	U238	0.930	0.030	1.169	0.056	0.796	N	

Values for elemental uranium are reported in µg/filter, g, or mL. pCi/g or mL=Bq x 0.027

Evaluation: A=Acceptable, W=Acceptable with Warning, N=Not Acceptable

If the evaluation system is not appropriate for the types of analyses performed in your lab, apply a site specific evaluation.

QAP 55 Results by Laboratory**Lab:** AM American Radiation Services, Inc., Baton Rouge

No. Test	Radionuclide	Reported Value	Reported Error	EML Value	EML Error	Reported EML	Evaluation	QAP 54 Evaluation
Matrix: AI Air Filter Bq / filter								
1	AM241	0.113	0.033	0.088	0.009	1.281	A	A
1	Bq U	0.139	0.030	0.222	0.014	0.625	N	A
1	CO60	17.900	0.180	17.500	0.470	1.023	A	A
1	CS134	11.020	0.080	12.950	0.362	0.851	A	W
1	CS137	18.080	0.150	17.100	0.580	1.057	A	A
1	GROSS ALPHA	5.060	0.030	5.362	0.536	0.944	A	A
1	GROSS BETA	11.580	0.040	12.770	1.277	0.907	A	A
1	MN54	87.430	0.330	81.150	4.760	1.077	A	A
1	PU238	0.079	0.024	0.071	0.003	1.114	A	N
1	PU239	0.246	0.043	0.229	0.017	1.073	A	N
1	SR90	3.040	0.140	3.481	0.233	0.873	A	W
1	U234	0.070	0.015	0.108	0.006	0.643	N	A
1	U238	0.063	0.013	0.109	0.007	0.576	N	A

Matrix: SO Soil Bq / kg

1	AC228	47.980	1.420	59.570	2.090	0.805	W	W
1	AM241	3.919	0.431	4.432	0.312	0.884	A	A
1	BI212	43.490	1.490	62.067	5.152	0.701	A	W
1	BI214	30.010	1.030	36.900	1.530	0.813	W	W
1	Bq U	195.020	27.580	194.230	3.760	1.004	A	W
1	CS137	535.620	1.890	612.330	30.620	0.875	W	A
1	K40	569.010	8.900	623.330	33.040	0.913	A	A
1	PB212	44.400	1.250	58.330	3.130	0.761	W	A
1	PB214	37.150	1.190	39.670	1.720	0.936	A	A
1	PU239	11.480	2.960	8.948	0.323	1.283	W	A
1	SR90	75.410	15.160	30.596	1.065	2.465	W	A
1	TH234	90.270	3.450	100.067	6.204	0.902	A	A
1	U234	93.610	15.170	92.230	1.300	1.015	A	W
1	U238	92.720	12.410	98.330	3.200	0.943	A	W

Matrix: VE Vegetation Bq / kg

1	AM241	8.430	0.740	6.915	0.419	1.219	A	A
1	CO60	33.080	1.220	35.300	1.436	0.937	A	A
1	CS137	993.290	3.710	1030.000	51.800	0.964	A	A
1	K40	892.970	15.960	898.670	48.230	0.994	A	A
1	PU239	4.950	1.480	11.022	0.430	0.449	N	A
1	SR90	916.020	34.410	1612.800	48.600	0.568	W	A

Matrix: WA Water Bq / L

1	AM241	0.789	0.071	0.760	0.040	1.038	A	W
1	Bq U	2.650	0.210	2.372	0.118	1.117	A	A
1	CO60	213.230	0.930	209.000	7.590	1.020	A	A
1	CS137	50.030	0.690	45.133	2.467	1.109	A	A

Values for elemental uranium are reported in µg/filter, g, or mL. pCi/g or mL=Bq x 0.027**Evaluation:** A=Acceptable, W=Acceptable with Warning, N=Not Acceptable

If the evaluation system is not appropriate for the types of analyses performed in your lab, apply a site specific evaluation.

QAP 55 Results by Laboratory**Lab:** AM American Radiation Services, Inc., Baton Rouge

No. Test	Radionuclide	Reported Value	Reported Error	EML Value	EML Error	Reported EML	Evaluation	QAP 54 Evaluation
Matrix: WA Water Bq/L								
1	GROSS ALPHA	1243.720	14.580	1150.000	115.000	1.081	A	A
1	GROSS BETA	7030.980	24.730	7970.000	800.000	0.882	A	A
1	H3	218.250	16.210	207.000	2.690	1.054	A	A
1	PU238	1.620	0.100	1.088	0.058	1.489	N	A
1	PU239	2.140	0.120	1.628	0.114	1.314	N	A
1	SR90	4.220	0.250	3.729	0.364	1.132	A	N
1	U234	1.330	0.090	1.166	0.062	1.141	A	A
1	U238	1.240	0.090	1.169	0.056	1.061	A	A

Values for elemental uranium are reported in µg/filter, g, or mL. pCi/g or mL=Bq x 0.027

Evaluation: A=Acceptable, W=Acceptable with Warning, N=Not Acceptable

If the evaluation system is not appropriate for the types of analyses performed in your lab, apply a site specific evaluation.

QAP 55 Results by Laboratory**Lab:** AN Argonne National Laboratory

No. Test	Radionuclide	Reported Value	Reported Error	EML Value	EML Error	Reported EML	Evaluation	QAP 54 Evaluation
Matrix: AI Air Filter Bq / filter								
1	AM241	0.079	0.008	0.088	0.009	0.898	A	A
1	CO60	18.000	1.000	17.500	0.470	1.029	A	A
1	CS134	14.000	1.000	12.950	0.362	1.081	A	A
1	CS137	18.000	1.000	17.100	0.580	1.053	A	A
1	MN54	82.000	3.000	81.150	4.760	1.010	A	A
1	PU238	0.072	0.006	0.071	0.003	1.014	A	A
1	PU239	0.230	0.010	0.229	0.017	1.004	A	A
1	SR90	2.800	0.100	3.481	0.233	0.804	A	A
1	U234	0.094	0.007	0.108	0.006	0.869	W	A
1	U238	0.104	0.007	0.109	0.007	0.952	A	A

Matrix: SO Soil Bq / kg

1	AM241	4.500	0.600	4.432	0.312	1.015	A	A
1	CS137	665.000	17.000	612.330	30.620	1.086	A	A
1	K40	685.000	73.000	623.330	33.040	1.099	A	A
1	PU239	9.600	0.900	8.948	0.323	1.073	A	A
1	SR90	29.000	1.000	30.596	1.065	0.948	A	A
1	U234	90.000	4.000	92.230	1.300	0.976	A	W
1	U238	91.000	5.000	98.330	3.200	0.925	A	A

Matrix: WA Water Bq / L

1	AM241	0.820	0.110	0.760	0.040	1.079	A	A
1	CO60	209.000	7.000	209.000	7.590	1.000	A	A
1	CS137	45.000	2.000	45.133	2.467	0.997	A	A
1	H3	224.000	2.000	207.000	2.690	1.082	A	A
1	PU238	1.100	0.100	1.088	0.058	1.011	A	A
1	PU239	1.700	0.100	1.628	0.114	1.044	A	A
1	SR90	3.600	0.100	3.729	0.364	0.965	A	A
1	U234	1.200	0.100	1.166	0.062	1.029	A	A
1	U238	1.300	0.100	1.169	0.056	1.112	A	A

Values for elemental uranium are reported in µg/filter, g, or mL. pCi/g or mL=Bq x 0.027**Evaluation:** A=Acceptable, W=Acceptable with Warning, N=Not Acceptable

If the evaluation system is not appropriate for the types of analyses performed in your lab, apply a site specific evaluation.

QAP 55 Results by Laboratory**Lab:** AP Aberdeen Proving Ground, Aberdeen, MD

No. Test	Radionuclide	Reported Value	Reported Error	EML Value	EML Error	Reported EML	Evaluation	QAP 54 Evaluation
Matrix: AI Air Filter Bq / filter								
1	GROSS BETA	43.100	0.770	12.770	1.277	3.375	N	
Matrix: WA Water Bq / L								
2	GROSS ALPHA	135.000	0.080	1150.000	115.000	0.117	N	
2	GROSS BETA	577.000	0.240	7970.000	800.000	0.072	N	

Values for elemental uranium are reported in $\mu\text{g}/\text{filter}$, g, or mL. pCi/g or mL=Bq x 0.027

Evaluation: A=Acceptable, W=Acceptable with Warning, N=Not Acceptable

If the evaluation system is not appropriate for the types of analyses performed in your lab, apply a site specific evaluation.

QAP 55 Results by Laboratory**Lab:** AR Acculabs Inc., Golden, CO

No. Test	Radionuclide	Reported Value	Reported Error	EML Value	EML Error	Reported EML	Evaluation	QAP 54 Evaluation
Matrix: AI Air Filter Bq / filter								
1	AM241	0.083	0.020	0.088	0.009	0.943	A	A
1	CO60	17.590	3.160	17.500	0.470	1.005	A	A
1	CS134	13.500	2.400	12.950	0.362	1.042	A	
1	CS137	18.060	3.240	17.100	0.580	1.056	A	A
1	GROSS ALPHA	4.514	0.703	5.362	0.536	0.842	A	W
1	GROSS BETA	10.841	1.850	12.770	1.277	0.849	W	A
1	MN54	83.540	14.900	81.150	4.760	1.029	A	A
1	PU238	0.073	0.020	0.071	0.003	1.028	A	A
1	PU239	0.248	0.040	0.229	0.017	1.082	A	A
1	SR90	3.330	0.130	3.481	0.233	0.957	A	A
1	U234	0.108	0.020	0.108	0.006	0.998	A	A
1	U238	0.103	0.020	0.109	0.007	0.942	A	A
1	Ug U	9.150		8.844	0.581	1.035	A	A

Matrix: SO Soil Bq / kg

1	AC228	55.430	10.230	59.570	2.090	0.931	A	A
1	AM241	4.750	0.830	4.432	0.312	1.072	A	A
1	BI214	39.240	7.340	36.900	1.530	1.063	A	A
1	CS137	615.000	106.800	612.330	30.620	1.004	A	A
1	K40	614.100	108.100	623.330	33.040	0.985	A	A
1	PB212	57.030	9.970	58.330	3.130	0.978	A	A
1	PB214	41.650	7.390	39.670	1.720	1.050	A	W
1	PU238	12.580	2.090	12.610	0.312	0.998	A	A
1	PU239	8.970	1.520	8.948	0.323	1.002	A	A
1	SR90	23.990	5.090	30.596	1.065	0.784	A	
1	TH234	101.700	18.540	100.067	6.204	1.016	A	A
1	U234	80.660	12.580	92.230	1.300	0.875	A	W
1	U238	82.880	12.770	98.330	3.200	0.843	A	W
1	Ug U	6.200		7.948	0.125	0.780	A	A

Matrix: VE Vegetation Bq / kg

1	AM241	7.360	1.330	6.915	0.419	1.064	A	A
1	CM244	4.590	0.910	4.308	1.021	1.065	A	A
1	CO60	37.200	6.760	35.300	1.436	1.054	A	A
1	CS137	1066.000	182.400	1030.000	51.800	1.035	A	A
1	K40	954.700	163.400	898.670	48.230	1.062	A	A
1	PU239	11.750	2.040	11.022	0.430	1.066	A	A
1	SR90	1562.300	43.850	1612.800	48.600	0.969	A	W

Matrix: WA Water Bq / L

1	AM241	0.730	0.130	0.760	0.040	0.961	A	A
1	CO60	204.000	35.400	209.000	7.590	0.976	A	A
1	CS137	47.260	8.070	45.133	2.467	1.047	A	A

Values for elemental uranium are reported in µg/filter, g, or mL. pCi/g or mL=Bq x 0.027**Evaluation:** A=Acceptable, W=Acceptable with Warning, N=Not Acceptable

If the evaluation system is not appropriate for the types of analyses performed in your lab, apply a site specific evaluation.

QAP 55 Results by Laboratory**Lab:** AR Acculabs Inc., Golden, CO

No. Test	Radionuclide	Reported Value	Reported Error	EML Value	EML Error	Reported EML	Evaluation	QAP 54 Evaluation
Matrix: WA Water Bq/L								
1	GROSS ALPHA	1000.300	151.700	1150.000	115.000	0.870	A	A
1	GROSS BETA	7189.100	1091.500	7970.000	800.000	0.902	A	A
1	H3	215.220	29.480	207.000	2.690	1.040	A	A
1	NI63	39.030	2.960	45.250	4.530	0.863	A	A
1	PU238	1.150	0.200	1.088	0.058	1.057	A	A
1	PU239	1.870	0.310	1.628	0.114	1.149	W	A
1	SR90	3.900	0.190	3.729	0.364	1.046	A	A
1	U234	1.130	0.190	1.166	0.062	0.969	A	A
1	U238	1.130	0.190	1.169	0.056	0.967	A	A
1	Ug U	0.096		0.094	0.003	1.016	A	A

Values for elemental uranium are reported in µg/filter, g, or mL. pCi/g or mL=Bq x 0.027

Evaluation: A=Acceptable, W=Acceptable with Warning, N=Not Acceptable

If the evaluation system is not appropriate for the types of analyses performed in your lab, apply a site specific evaluation.

QAP 55 Results by Laboratory**Lab:** AS USACHPPM, Aberdeen Proving Ground, MD

No. Test	Radionuclide	Reported Value	Reported Error	EML Value	EML Error	Reported EML	Evaluation	QAP 54 Evaluation
Matrix: AI Air Filter Bq / filter								
1	AM241	0.300	0.200	0.088	0.009	3.409	N	A
1	CO60	17.100	0.200	17.500	0.470	0.977	A	A
1	CS134	9.800	0.100	12.950	0.362	0.757	W	W
1	CS137	18.700	0.200	17.100	0.580	1.094	A	A
1	GROSS ALPHA	5.100	0.100	5.362	0.536	0.951	A	A
1	GROSS BETA	12.700	0.100	12.770	1.277	0.995	A	A
1	MN54	85.900	0.400	81.150	4.760	1.059	A	A

Matrix: SO Soil Bq / kg

1	AC228	59.300	4.600	59.570	2.090	0.995	A	A
1	AM241	6.000	2.000	4.432	0.312	1.354	A	A
1	BI212	42.000	12.400	62.067	5.152	0.677	A	A
1	BI214	34.500	5.200	36.900	1.530	0.935	A	A
1	CS137	625.300	4.000	612.330	30.620	1.021	A	W
1	K40	613.500	40.300	623.330	33.040	0.984	A	A
1	PB212	48.100	2.600	58.330	3.130	0.825	W	A
1	PB214	40.000	5.100	39.670	1.720	1.008	A	A
1	TH234	93.000	30.600	100.067	6.204	0.929	A	A

Matrix: WA Water Bq / L

1	AM241	1.500	0.800	0.760	0.040	1.974	N	N
1	CO60	215.400	1.600	209.000	7.590	1.031	A	A
1	CS137	52.100	1.400	45.133	2.467	1.154	W	W
1	GROSS ALPHA	1059.100	36.000	1150.000	115.000	0.921	A	A
1	GROSS BETA	7351.500	71.300	7970.000	800.000	0.922	A	A
1	H3	138.100	8.600	207.000	2.690	0.667	N	N
1	SR90	3.400	0.100	3.729	0.364	0.912	A	A

Values for elemental uranium are reported in µg/filter, g, or mL. pCi/g or mL=Bq x 0.027**Evaluation:** A=Acceptable, W=Acceptable with Warning, N=Not Acceptable

If the evaluation system is not appropriate for the types of analyses performed in your lab, apply a site specific evaluation.

QAP 55 Results by Laboratory**Lab:** AT ATL International inc., Germantown, MD

No. Test	Radionuclide	Reported Value	Reported Error	EML Value	EML Error	Reported EML	Evaluation	QAP 54 Evaluation
Matrix: AI Air Filter Bq / filter								
1	AM241	0.091	0.030	0.088	0.009	1.034	A	A
1	Bq U	0.212	0.022	0.222	0.014	0.953	A	A
1	CO60	17.675	1.660	17.500	0.470	1.010	A	A
1	CS134	11.540	0.888	12.950	0.362	0.891	A	A
1	CS137	17.673	2.810	17.100	0.580	1.034	A	A
1	GROSS ALPHA	4.737	0.200	5.362	0.536	0.883	A	A
1	GROSS BETA	11.850	0.320	12.770	1.277	0.928	A	A
1	MN54	84.275	16.975	81.150	4.760	1.039	A	A
1	PU238	0.066	0.009	0.071	0.003	0.930	A	A
1	PU239	0.216	0.029	0.229	0.017	0.943	A	A
1	SR90	2.426	0.135	3.481	0.233	0.697	W	A
1	U234	0.104	0.015	0.108	0.006	0.961	A	A
1	U238	0.104	0.016	0.109	0.007	0.952	A	A

Matrix: SO Soil Bq / kg

1	AC228	52.220	12.683	59.570	2.090	0.877	W	W
1	AM241	4.488	0.972	4.432	0.312	1.013	A	A
1	Bq U	186.899	16.346	194.230	3.760	0.962	A	W
1	CS137	559.133	63.067	612.330	30.620	0.913	A	A
1	K40	612.167	58.633	623.330	33.040	0.982	A	A
1	PB214	34.280	2.973	39.670	1.720	0.864	W	W
1	PU238	12.277	2.049	12.610	0.312	0.974	A	W
1	PU239	9.734	1.691	8.948	0.323	1.088	A	A
1	SR90	35.310	2.665	30.596	1.065	1.154	A	A
1	U234	88.130	11.170	92.230	1.300	0.956	A	W
1	U238	94.070	11.900	98.330	3.200	0.957	A	W

Matrix: VE Vegetation Bq / kg

1	AM241	10.064	1.752	6.915	0.419	1.455	A	A
1	CO60	33.970	2.525	35.300	1.436	0.962	A	A
1	CS137	1021.500	115.500	1030.000	51.800	0.992	A	A
1	K40	941.100	90.375	898.670	48.230	1.047	A	A
1	PU238	0.986	0.417	0.803	0.082	1.228	A	A
1	PU239	10.800	1.806	11.022	0.430	0.980	A	A
1	SR90	1322.833	71.829	1612.800	48.600	0.820	A	A

Matrix: WA Water Bq / L

1	AM241	0.618	0.259	0.760	0.040	0.813	W	A
1	Bq U	2.256	0.233	2.372	0.118	0.951	A	A
1	CO60	205.533	13.733	209.000	7.590	0.983	A	A
1	CS137	46.470	5.050	45.133	2.467	1.030	A	A
1	GROSS ALPHA	1150.000	58.467	1150.000	115.000	1.000	A	A
1	GROSS BETA	7573.333	402.667	7970.000	800.000	0.950	A	A

Values for elemental uranium are reported in µg/filter, g, or mL. pCi/g or mL=Bq x 0.027**Evaluation:** A=Acceptable, W=Acceptable with Warning, N=Not Acceptable

If the evaluation system is not appropriate for the types of analyses performed in your lab, apply a site specific evaluation.

QAP 55 Results by Laboratory**Lab:** AT ATL International inc., Germantown, MD

No. Test	Radionuclide	Reported Value	Reported Error	EML Value	EML Error	Reported EML	Evaluation	QAP 54 Evaluation
Matrix: WA Water Bq/L								
1	H3	211.861	6.698	207.000	2.690	1.023	A	A
1	PU238	1.122	0.154	1.088	0.058	1.031	A	A
1	PU239	1.745	0.234	1.628	0.114	1.072	A	A
1	SR90	4.431	0.317	3.729	0.364	1.188	W	A
1	U234	1.077	0.161	1.166	0.062	0.924	A	A
1	U238	1.125	0.168	1.169	0.056	0.962	A	A

Values for elemental uranium are reported in $\mu\text{g}/\text{filter}$, g, or mL. pCi/g or $\text{mL}=\text{Bq} \times 0.027$

Evaluation: A=Acceptable, W=Acceptable with Warning, N=Not Acceptable

If the evaluation system is not appropriate for the types of analyses performed in your lab, apply a site specific evaluation.

QAP 55 Results by Laboratory**Lab:** AU ORISE RSAT/ESSAP, Oak Ridge

No. Test	Radionuclide	Reported Value	Reported Error	EML Value	EML Error	Reported EML	Evaluation	QAP 54 Evaluation
Matrix: AI Air Filter Bq / filter								
1	AM241	0.087	0.008	0.088	0.009	0.989	A	A
1	CO60	17.890	0.360	17.500	0.470	1.022	A	A
1	CS134	13.220	0.480	12.950	0.362	1.021	A	A
1	CS137	17.770	0.650	17.100	0.580	1.039	A	A
1	GROSS ALPHA	6.820	0.290	5.362	0.536	1.272	W	A
1	GROSS BETA	12.630	0.970	12.770	1.277	0.989	A	A
1	MN54	86.000	2.600	81.150	4.760	1.060	A	A
1	PU238	0.073	0.008	0.071	0.003	1.028	A	A
1	PU239	0.249	0.022	0.229	0.017	1.087	A	A
1	U234	0.104	0.010	0.108	0.006	0.961	A	A
1	U238	0.100	0.010	0.109	0.007	0.915	A	A

Matrix: SO Soil Bq / kg

1	AC228	56.400	6.300	59.570	2.090	0.947	A	A
1	AM241	4.900	1.000	4.432	0.312	1.106	A	A
1	BI212	58.000	11.000	62.067	5.152	0.934	A	A
1	BI214	36.800	3.800	36.900	1.530	0.997	A	W
1	CS137	581.800	7.700	612.330	30.620	0.950	A	A
1	K40	563.000	29.000	623.330	33.040	0.903	A	A
1	PB212	55.900	3.500	58.330	3.130	0.958	A	W
1	PB214	39.300	3.300	39.670	1.720	0.991	A	A
1	PU239	9.100	1.500	8.948	0.323	1.017	A	A
1	SR90	34.900	5.200	30.596	1.065	1.141	A	A
1	TH234	98.000	16.000	100.067	6.204	0.979	A	A
1	U234	84.800	7.700	92.230	1.300	0.919	A	A
1	U238	87.200	7.900	98.330	3.200	0.887	A	A

Matrix: VE Vegetation Bq / kg

1	AM241	8.130	0.910	6.915	0.419	1.176	A	A
1	CM244	4.520	0.610	4.308	1.021	1.049	A	A
1	CO60	37.300	2.900	35.300	1.436	1.057	A	A
1	CS137	1085.000	14.000	1030.000	51.800	1.053	A	A
1	K40	887.000	47.000	898.670	48.230	0.987	A	A
1	PU239	11.800	1.300	11.022	0.430	1.071	A	A
1	SR90	1614.000	60.000	1612.800	48.600	1.001	A	W

Matrix: WA Water Bq / L

1	AM241	0.770	0.110	0.760	0.040	1.014	A	A
1	CO60	212.700	7.300	209.000	7.590	1.018	A	A
1	CS137	48.000	1.300	45.133	2.467	1.064	A	A
1	GROSS ALPHA	1232.000	383.000	1150.000	115.000	1.071	A	A
1	GROSS BETA	7646.000	2418.000	7970.000	800.000	0.959	A	A
1	H3	226.000	21.000	207.000	2.690	1.092	A	W

Values for elemental uranium are reported in µg/filter, g, or mL. pCi/g or mL=Bq x 0.027**Evaluation:** A=Acceptable, W=Acceptable with Warning, N=Not Acceptable

If the evaluation system is not appropriate for the types of analyses performed in your lab, apply a site specific evaluation.

QAP 55 Results by Laboratory**Lab:** AU ORISE RSAT/ESSAP, Oak Ridge

No. Test	Radionuclide	Reported Value	Reported Error	EML Value	EML Error	Reported EML	Evaluation	QAP 54 Evaluation
Matrix: WA Water Bq/L								
1	PU238	1.160	0.150	1.088	0.058	1.066	A	A
1	PU239	1.850	0.210	1.628	0.114	1.136	W	A
1	SR90	3.560	0.360	3.729	0.364	0.955	A	A
1	U234	1.020	0.130	1.166	0.062	0.875	W	W
1	U238	1.090	0.140	1.169	0.056	0.932	A	A

Values for elemental uranium are reported in $\mu\text{g}/\text{filter}$, g, or mL. pCi/g or mL=Bq x 0.027

Evaluation: A=Acceptable, W=Acceptable with Warning, N=Not Acceptable

If the evaluation system is not appropriate for the types of analyses performed in your lab, apply a site specific evaluation.

QAP 55 Results by Laboratory**Lab:** AW Argonne West National Lab

No. Test	Radionuclide	Reported Value	Reported Error	EML Value	EML Error	Reported EML	Evaluation	QAP 54 Evaluation
----------	--------------	----------------	----------------	-----------	-----------	--------------	------------	-------------------

Matrix: AI Air Filter Bq / filter

1	CO60	19.000	1.500	17.500	0.470	1.086	A	A
1	CS134	15.100	1.200	12.950	0.362	1.166	W	A
1	CS137	18.800	1.500	17.100	0.580	1.099	A	A
1	MN54	87.000	7.000	81.150	4.760	1.072	A	A

Matrix: WA Water Bq / L

1	CO60	210.000	17.000	209.000	7.590	1.005	A	A
1	CS137	47.000	4.000	45.133	2.467	1.041	A	A

Values for elemental uranium are reported in $\mu\text{g}/\text{filter}$, g, or mL. pCi/g or $\text{mL}=\text{Bq} \times 0.027$

Evaluation: A=Acceptable, W=Acceptable with Warning, N=Not Acceptable

If the evaluation system is not appropriate for the types of analyses performed in your lab, apply a site specific evaluation.

QAP 55 Results by Laboratory**Lab:** BA Bettis Atomic Power Lab, West Mifflin, PA

No. Test	Radionuclide	Reported Value	Reported Error	EML Value	EML Error	Reported EML	Evaluation	QAP 54 Evaluation
Matrix: AI Air Filter Bq / filter								
1	CO60	14.290	0.085	17.500	0.470	0.817	W	A
1	CS137	15.020	0.075	17.100	0.580	0.878	W	A
1	MN54	71.010	0.240	81.150	4.760	0.875	W	A
Matrix: SO Soil Bq / kg								
1	CS137	438.000	21.650	612.330	30.620	0.715	N	A
Matrix: VE Vegetation Bq / kg								
1	CO60	24.590	2.050	35.300	1.436	0.697	N	A
1	CS137	740.200	36.470	1030.000	51.800	0.719	N	A
Matrix: WA Water Bq / L								
1	CO60	203.400	6.450	209.000	7.590	0.973	A	W
1	CS137	49.210	5.710	45.133	2.467	1.090	A	W

Values for elemental uranium are reported in $\mu\text{g}/\text{filter}$, g, or mL. pCi/g or $\text{mL}=\text{Bq} \times 0.027$

Evaluation: A=Acceptable, W=Acceptable with Warning, N=Not Acceptable

If the evaluation system is not appropriate for the types of analyses performed in your lab, apply a site specific evaluation.

QAP 55 Results by Laboratory**Lab:** BE Grand Junction Office Analytical Laboratory

No. Test	Radionuclide	Reported Value	Reported Error	EML Value	EML Error	Reported EML	Evaluation	QAP 54 Evaluation
Matrix: AI Air Filter Bq / filter								
1	AM241	0.094	0.005	0.088	0.009	1.068	A	A
1	CO60	19.000	2.000	17.500	0.470	1.086	A	A
1	CS134	10.000	1.000	12.950	0.362	0.772	W	A
1	CS137	18.000	2.000	17.100	0.580	1.053	A	A
1	GROSS ALPHA	5.540	0.670	5.362	0.536	1.033	A	A
1	GROSS BETA	11.980	1.340	12.770	1.277	0.938	A	A
1	MN54	88.000	14.000	81.150	4.760	1.084	A	A
1	PU238	0.069	0.004	0.071	0.003	0.972	A	A
1	PU239	0.230	0.009	0.229	0.017	1.004	A	A
1	SR90	3.310	0.190	3.481	0.233	0.951	A	A
1	U234	0.099	0.005	0.108	0.006	0.915	A	A
1	U238	0.104	0.005	0.109	0.007	0.952	A	A
1	Ug U	8.100		8.844	0.581	0.916	A	A

Matrix: SO Soil Bq / kg

1	AC228	56.300	8.000	59.570	2.090	0.945	A	A
1	AM241	4.980	0.310	4.432	0.312	1.124	A	A
1	BI212	54.200	18.000	62.067	5.152	0.873	A	A
1	BI214	37.500	6.000	36.900	1.530	1.016	A	
1	CS137	542.000	70.000	612.330	30.620	0.885	W	A
1	K40	617.000	206.000	623.330	33.040	0.990	A	A
1	PB212	59.700	11.000	58.330	3.130	1.023	A	A
1	PB214	41.900	6.000	39.670	1.720	1.056	A	W
1	PU239	9.320	0.490	8.948	0.323	1.042	A	A
1	SR90	29.100	2.400	30.596	1.065	0.951	A	A
1	U234	87.000	4.810	92.230	1.300	0.943	A	A
1	U238	92.870	5.080	98.330	3.200	0.944	A	A
1	Ug U	8.000		7.948	0.125	1.007	A	A

Matrix: VE Vegetation Bq / kg

1	AM241	7.620	0.400	6.915	0.419	1.102	A	A
1	CM244	4.270	0.260	4.308	1.021	0.991	A	A
1	CO60	37.400	4.000	35.300	1.436	1.059	A	A
1	CS137	993.000	130.000	1030.000	51.800	0.964	A	A
1	K40	1200.000	400.000	898.670	48.230	1.335	W	A
1	PU239	11.540	0.480	11.022	0.430	1.047	A	A
1	SR90	1541.000	84.000	1612.800	48.600	0.955	A	A

Matrix: WA Water Bq / L

1	AM241	0.770	0.040	0.760	0.040	1.014	A	A
1	CO60	218.000	20.000	209.000	7.590	1.043	A	A
1	CS137	44.000	5.000	45.133	2.467	0.975	A	A
1	GROSS ALPHA	1224.000	118.000	1150.000	115.000	1.064	A	A

Values for elemental uranium are reported in µg/filter, g, or mL. pCi/g or mL=Bq x 0.027**Evaluation:** A=Acceptable, W=Acceptable with Warning, N=Not Acceptable

If the evaluation system is not appropriate for the types of analyses performed in your lab, apply a site specific evaluation.

QAP 55 Results by Laboratory**Lab:** BE Grand Junction Office Analytical Laboratory

No. Test	Radionuclide	Reported Value	Reported Error	EML Value	EML Error	Reported EML	Evaluation	QAP 54 Evaluation
Matrix: WA Water Bq/L								
1	GROSS BETA	8005.000	731.000	7970.000	800.000	1.004	A	A
1	H3	214.000	17.000	207.000	2.690	1.034	A	A
1	NI63	47.350	1.800	45.250	4.530	1.046	A	
1	PU238	1.130	0.050	1.088	0.058	1.038	A	A
1	PU239	1.780	0.070	1.628	0.114	1.093	A	A
1	SR90	3.820	0.250	3.729	0.364	1.024	A	A
1	U234	1.150	0.070	1.166	0.062	0.986	A	A
1	U238	1.120	0.070	1.169	0.056	0.958	A	A
1	Ug U	0.091		0.094	0.003	0.964	A	A

Values for elemental uranium are reported in $\mu\text{g}/\text{filter}$, g, or mL. pCi/g or mL=Bq x 0.027

Evaluation: A=Acceptable, W=Acceptable with Warning, N=Not Acceptable

If the evaluation system is not appropriate for the types of analyses performed in your lab, apply a site specific evaluation.

QAP 55 Results by Laboratory**Lab:** BM Battelle Memorial Institute, Columbus, OH

No. Test	Radionuclide	Reported Value	Reported Error	EML Value	EML Error	Reported EML	Evaluation	QAP 54 Evaluation
Matrix: AI Air Filter Bq / filter								
1	AM241	0.085	0.014	0.088	0.009	0.969	A	A
1	CO60	18.700	1.750	17.500	0.470	1.069	A	A
1	CS137	18.900	2.200	17.100	0.580	1.105	A	A
1	PU238	0.074	0.011	0.071	0.003	1.044	A	A
1	PU239	0.257	0.032	0.229	0.017	1.122	A	A
1	SR90	3.120	0.110	3.481	0.233	0.896	A	A
1	U234	0.107	0.015	0.108	0.006	0.989	A	A
1	U238	0.103	0.014	0.109	0.007	0.942	A	A

Matrix: SO Soil Bq / kg

1	AM241	4.670	0.840	4.432	0.312	1.054	A	A
1	CS137	692.000	86.000	612.330	30.620	1.130	A	A
1	PU239	9.650	1.790	8.948	0.323	1.078	A	A
1	SR90	26.220	2.260	30.596	1.065	0.857	A	A
1	U234	90.330	12.460	92.230	1.300	0.979	A	A
1	U238	95.240	13.090	98.330	3.200	0.969	A	A

Matrix: VE Vegetation Bq / kg

1	AM241	7.710	1.100	6.915	0.419	1.115	A	W
1	CO60	37.600	3.100	35.300	1.436	1.065	A	A
1	CS137	1139.000	147.000	1030.000	51.800	1.106	A	A
1	PU239	12.710	1.560	11.022	0.430	1.153	A	A
1	SR90	1495.000	39.000	1612.800	48.600	0.927	A	A

Matrix: WA Water Bq / L

1	AM241	0.660	0.090	0.760	0.040	0.869	W	A
1	CO60	204.000	13.800	209.000	7.590	0.976	A	A
1	CS137	46.000	6.100	45.133	2.467	1.019	A	A
1	PU238	1.120	0.100	1.088	0.058	1.029	A	A
1	PU239	1.780	0.150	1.628	0.114	1.093	A	A
1	SR90	3.560	0.660	3.729	0.364	0.955	A	A
1	U234	1.190	0.160	1.166	0.062	1.021	A	A
1	U238	1.150	0.150	1.169	0.056	0.984	A	A

Values for elemental uranium are reported in µg/filter, g, or mL. pCi/g or mL=Bq x 0.027**Evaluation:** A=Acceptable, W=Acceptable with Warning, N=Not Acceptable

If the evaluation system is not appropriate for the types of analyses performed in your lab, apply a site specific evaluation.

QAP 55 Results by Laboratory**Lab:** BN Brookhaven National Laboratory, Upton, NY

No. Test	Radionuclide	Reported Value	Reported Error	EML Value	EML Error	Reported EML	Evaluation	QAP 54 Evaluation
Matrix: AI Air Filter Bq / filter								
1	CO60	17.040	2.470	17.500	0.470	0.974	A	A
1	CS134	10.710	0.700	12.950	0.362	0.827	A	A
1	CS137	19.680	1.690	17.100	0.580	1.151	A	A
1	MN54	89.290	8.620	81.150	4.760	1.100	A	A
Matrix: SO Soil Bq / kg								
1	AC228	59.200	7.660	59.570	2.090	0.994	A	A
1	BI214	43.660	5.430	36.900	1.530	1.183	A	A
1	CS137	679.570	114.800	612.330	30.620	1.110	A	A
1	K40	615.430	101.500	623.330	33.040	0.987	A	A
1	PB212	59.820	8.750	58.330	3.130	1.026	A	A
1	PB214	44.030	6.910	39.670	1.720	1.110	A	A
Matrix: VE Vegetation Bq / kg								
1	CO60	32.380	4.930	35.300	1.436	0.917	A	A
1	CS137	1116.170	210.060	1030.000	51.800	1.084	A	A
1	K40	828.800	152.300	898.670	48.230	0.922	A	A
Matrix: WA Water Bq / L								
1	CO60	208.100	11.420	209.000	7.590	0.996	A	A
1	CS137	49.000	5.460	45.133	2.467	1.086	A	A
1	GROSS ALPHA	607.900	50.000	1150.000	115.000	0.529	N	N
1	GROSS BETA	6842.100	138.700	7970.000	800.000	0.858	A	A
1	H3	240.000	20.430	207.000	2.690	1.159	A	A
1	SR90	3.200	0.270	3.729	0.364	0.858	A	W

Values for elemental uranium are reported in µg/filter, g, or mL. pCi/g or mL=Bq x 0.027
Evaluation: A=Acceptable, W=Acceptable with Warning, N=Not Acceptable

If the evaluation system is not appropriate for the types of analyses performed in your lab, apply a site specific evaluation.

QAP 55 Results by Laboratory**Lab:** BQ Becquerel Laboratories Inc., Mississauga, Ontario, Canada

No. Test	Radionuclide	Reported Value	Reported Error	EML Value	EML Error	Reported EML	Evaluation	QAP 54 Evaluation
Matrix: AI Air Filter Bq / filter								
1	CO60	44.600	0.900	17.500	0.470	2.549	N	A
1	CS134	32.400	0.700	12.950	0.362	2.502	N	A
1	CS137	23.100	0.400	17.100	0.580	1.351	N	A
1	GROSS ALPHA	6.500	0.100	5.362	0.536	1.212	A	A
1	GROSS BETA	8.200	0.100	12.770	1.277	0.642	N	A
1	MN54	178.000	1.000	81.150	4.760	2.193	N	A
1	Ug U	5.700	0.300	8.844	0.581	0.645	N	A
Matrix: SO Soil Bq / kg								
1	AC228	49.000	12.000	59.570	2.090	0.823	W	W
1	BI214	90.000	8.000	36.900	1.530	2.439	N	A
1	CS137	646.000	9.000	612.330	30.620	1.055	A	A
1	K40	600.000	16.000	623.330	33.040	0.963	A	N
1	PB212	60.000	3.000	58.330	3.130	1.029	A	A
1	PB214	69.000	9.000	39.670	1.720	1.739	N	N
1	Ug U	5.500	0.200	7.948	0.125	0.692	A	A
Matrix: VE Vegetation Bq / kg								
1	CO60	88.000	21.000	35.300	1.436	2.493	N	
1	CS137	1210.000	30.000	1030.000	51.800	1.175	A	A
1	K40	1070.000	20.000	898.670	48.230	1.191	A	W
Matrix: WA Water Bq / L								
1	CO60	208.000	1.000	209.000	7.590	0.995	A	W
1	CS137	42.700	0.600	45.133	2.467	0.946	A	A
1	GROSS ALPHA	3270.000	300.000	1150.000	115.000	2.843	N	A
1	GROSS BETA	6040.000	400.000	7970.000	800.000	0.758	A	A
1	H3	298.000	74.000	207.000	2.690	1.440	W	
1	Ug U	0.096	0.002	0.094	0.003	1.017	A	W

Values for elemental uranium are reported in µg/filter, g, or mL. pCi/g or mL=Bq x 0.027
Evaluation: A=Acceptable, W=Acceptable with Warning, N=Not Acceptable

If the evaluation system is not appropriate for the types of analyses performed in your lab, apply a site specific evaluation.

QAP 55 Results by Laboratory**Lab:** BU Autoridad Regulatoria, Buenos Aires, Argentina

No. Test	Radionuclide	Reported Value	Reported Error	EML Value	EML Error	Reported EML	Evaluation	QAP 54 Evaluation
Matrix: AI Air Filter Bq / filter								
1	AM241	0.110	0.005	0.088	0.009	1.250	A	W
1	Bq U	0.270	0.020	0.222	0.014	1.213	A	A
1	CO60	17.900	0.900	17.500	0.470	1.023	A	A
1	CS134	13.300	0.700	12.950	0.362	1.027	A	A
1	CS137	17.600	0.900	17.100	0.580	1.029	A	A
1	MN54	84.000	4.000	81.150	4.760	1.035	A	A
1	PU238	0.076	0.003	0.071	0.003	1.070	A	A
1	PU239	0.210	0.030	0.229	0.017	0.917	A	A
1	U234	0.128	0.007	0.108	0.006	1.183	A	A
1	U238	0.121	0.008	0.109	0.007	1.107	A	A
1	Ug U	12.000	1.200	8.844	0.581	1.357	W	A

Matrix: SO Soil Bq / kg

1	AC228	63.000	9.000	59.570	2.090	1.058	A	W
1	AM241	5.300	0.800	4.432	0.312	1.196	A	A
1	BI212	63.000	9.000	62.067	5.152	1.015	A	A
1	BI214	41.000	6.000	36.900	1.530	1.111	A	W
1	Bq U	172.000	12.000	194.230	3.760	0.886	A	A
1	CS137	610.000	50.000	612.330	30.620	0.996	A	A
1	K40	620.000	80.000	623.330	33.040	0.995	A	A
1	PB212	63.000	9.000	58.330	3.130	1.080	A	W
1	PB214	43.000	6.000	39.670	1.720	1.084	A	W
1	PU238	11.700	0.600	12.610	0.312	0.928	A	A
1	PU239	9.300	1.500	8.948	0.323	1.039	A	A
1	SR90	30.400	73.500	30.596	1.065	0.990	A	A
1	U234	81.700	5.700	92.230	1.300	0.886	A	A
1	U238	82.400	5.100	98.330	3.200	0.838	A	A
1	Ug U	6.500	0.300	7.948	0.125	0.818	A	A

Matrix: VE Vegetation Bq / kg

1	AM241	7.800	0.500	6.915	0.419	1.128	A	A
1	CM244	5.100	0.100	4.308	1.021	1.184	A	A
1	CO60	35.000	2.000	35.300	1.436	0.992	A	A
1	CS137	1060.000	60.000	1030.000	51.800	1.029	A	A
1	K40	910.000	50.000	898.670	48.230	1.013	A	A
1	PU238	0.620	0.050	0.803	0.082	0.772	A	A
1	PU239	10.800	0.600	11.022	0.430	0.980	A	W
1	SR90	1469.330	3.000	1612.800	48.600	0.910	A	A

Matrix: WA Water Bq / L

1	AM241	0.750	0.040	0.760	0.040	0.987	A	A
1	Bq U	2.500	0.200	2.372	0.118	1.054	A	A
1	CO60	200.000	10.000	209.000	7.590	0.957	A	A

Values for elemental uranium are reported in µg/filter, g, or mL. pCi/g or mL=Bq x 0.027**Evaluation:** A=Acceptable, W=Acceptable with Warning, N=Not Acceptable

If the evaluation system is not appropriate for the types of analyses performed in your lab, apply a site specific evaluation.

QAP 55 Results by Laboratory**Lab:** BU Autoridad Regulatoria, Buenos Aires, Argentina

No. Test	Radionuclide	Reported Value	Reported Error	EML Value	EML Error	Reported EML	Evaluation	QAP 54 Evaluation
Matrix: WA Water Bq/L								
1	CS137	44.000	2.000	45.133	2.467	0.975	A	A
1	PU238	1.200	0.200	1.088	0.058	1.103	W	A
1	PU239	2.000	0.300	1.628	0.114	1.229	W	A
1	U234	1.170	0.130	1.166	0.062	1.003	A	A
1	U238	1.110	0.060	1.169	0.056	0.950	A	A
2	Ug U	0.101	0.008	0.094	0.003	1.070	A	W
1	Ug U	0.095	0.014	0.094	0.003	1.006	A	W

Values for elemental uranium are reported in $\mu\text{g}/\text{filter}$, g, or mL. pCi/g or $\text{mL}=\text{Bq} \times 0.027$

Evaluation: A=Acceptable, W=Acceptable with Warning, N=Not Acceptable

If the evaluation system is not appropriate for the types of analyses performed in your lab, apply a site specific evaluation.

QAP 55 Results by Laboratory**Lab:** BX BWX Technologies, Inc., Lynchburg, VA

No. Test	Radionuclide	Reported Value	Reported Error	EML Value	EML Error	Reported EML	Evaluation	QAP 54 Evaluation
Matrix: AI Air Filter Bq / filter								
1	AM241	0.086	0.030	0.088	0.009	0.977	A	A
1	CO60	18.600	0.800	17.500	0.470	1.063	A	A
1	CS134	12.900	0.500	12.950	0.362	0.996	A	A
1	CS137	18.300	0.600	17.100	0.580	1.070	A	A
1	GROSS ALPHA	5.150	0.190	5.362	0.536	0.960	A	W
1	GROSS BETA	10.800	0.300	12.770	1.277	0.846	W	W
1	MN54	85.500	3.000	81.150	4.760	1.054	A	A
1	PU238	0.077	0.015	0.071	0.003	1.080	A	A
1	PU239	0.236	0.029	0.229	0.017	1.030	A	A
1	SR90	3.100	0.200	3.481	0.233	0.891	A	A
1	U234	0.122	0.019	0.108	0.006	1.128	A	A
1	U238	0.119	0.019	0.109	0.007	1.089	A	W

Matrix: SO Soil Bq / kg

1	AC228	52.900	7.100	59.570	2.090	0.888	W	A
1	AM241	4.770	1.070	4.432	0.312	1.076	A	W
1	BI212	38.800	9.700	62.067	5.152	0.625	A	A
1	BI214	35.700	4.800	36.900	1.530	0.967	A	A
1	CS137	636.000	63.000	612.330	30.620	1.039	A	A
1	K40	618.000	64.000	623.330	33.040	0.991	A	A
1	PB212	64.800	6.900	58.330	3.130	1.111	A	A
1	PB214	39.600	5.700	39.670	1.720	0.998	A	A
1	PU239	9.010	0.940	8.948	0.323	1.007	A	W
1	SR90	23.400	3.100	30.596	1.065	0.765	W	
1	TH234	48.800	22.600	100.067	6.204	0.488	N	A
1	U234	89.100	8.700	92.230	1.300	0.966	A	A
1	U238	91.600	8.900	98.330	3.200	0.932	A	A

Matrix: VE Vegetation Bq / kg

1	AM241	8.070	1.760	6.915	0.419	1.167	A	A
1	CM244	5.370	1.290	4.308	1.021	1.247	A	A
1	CO60	41.100	4.800	35.300	1.436	1.164	A	A
1	CS137	1180.000	120.000	1030.000	51.800	1.146	A	A
1	K40	1040.000	110.000	898.670	48.230	1.157	A	N
1	PU239	11.200	1.200	11.022	0.430	1.016	A	A
1	SR90	1550.000	80.000	1612.800	48.600	0.961	A	A

Matrix: WA Water Bq / L

1	AM241	0.727	0.114	0.760	0.040	0.957	A	A
1	CO60	212.000	10.000	209.000	7.590	1.014	A	A
1	CS137	44.800	1.700	45.133	2.467	0.993	A	A
1	GROSS ALPHA	1210.000	40.000	1150.000	115.000	1.052	A	A
1	GROSS BETA	6790.000	70.000	7970.000	800.000	0.852	A	A

Values for elemental uranium are reported in µg/filter, g, or mL. pCi/g or mL=Bq x 0.027**Evaluation:** A=Acceptable, W=Acceptable with Warning, N=Not Acceptable

If the evaluation system is not appropriate for the types of analyses performed in your lab, apply a site specific evaluation.

QAP 55 Results by Laboratory**Lab:** BX BWX Technologies, Inc., Lynchburg, VA

No. Test	Radionuclide	Reported Value	Reported Error	EML Value	EML Error	Reported EML	Evaluation	QAP 54 Evaluation
Matrix: WA Water Bq/L								
1	H3	233.000	20.000	207.000	2.690	1.126	A	A
1	NI63	37.600	6.300	45.250	4.530	0.831	W	
1	PU238	1.130	0.150	1.088	0.058	1.038	A	A
1	PU239	1.740	0.150	1.628	0.114	1.069	A	W
1	SR90	3.200	0.230	3.729	0.364	0.858	A	W
1	U234	1.270	0.160	1.166	0.062	1.089	A	A
1	U238	1.270	0.160	1.169	0.056	1.086	A	A

Values for elemental uranium are reported in $\mu\text{g}/\text{filter}$, g, or mL. pCi/g or mL=Bq x 0.027

Evaluation: A=Acceptable, W=Acceptable with Warning, N=Not Acceptable

If the evaluation system is not appropriate for the types of analyses performed in your lab, apply a site specific evaluation.

QAP 55 Results by Laboratory**Lab:** CA Atomic Energy Control Board, Ottawa, Canada

No. Test	Radionuclide	Reported Value	Reported Error	EML Value	EML Error	Reported EML	Evaluation	QAP 54 Evaluation
Matrix: AI Air Filter Bq / filter								
1	CO60	18.000	1.800	17.500	0.470	1.029	A	A
1	CS134	13.600	1.400	12.950	0.362	1.050	A	A
1	CS137	19.500	2.000	17.100	0.580	1.140	A	A
1	GROSS ALPHA	4.940	0.490	5.362	0.536	0.921	A	W
1	GROSS BETA	15.600	1.700	12.770	1.277	1.222	A	A
1	MN54	87.200	8.700	81.150	4.760	1.075	A	A
Matrix: SO Soil Bq / kg								
1	Ug U	7.140	0.710	7.948	0.125	0.898	A	A
Matrix: WA Water Bq / L								
1	CO60	207.000	21.000	209.000	7.590	0.990	A	A
1	CS137	48.200	4.800	45.133	2.467	1.068	A	A
1	GROSS ALPHA	428.000	43.000	1150.000	115.000	0.372	N	
1	GROSS BETA	9720.000	970.000	7970.000	800.000	1.220	A	N
1	H3	233.000	23.000	207.000	2.690	1.126	A	A
1	Ug U	0.096	0.010	0.094	0.003	1.020	A	W

Values for elemental uranium are reported in µg/filter, g, or mL. pCi/g or mL=Bq x 0.027

Evaluation: A=Acceptable, W=Acceptable with Warning, N=Not Acceptable

If the evaluation system is not appropriate for the types of analyses performed in your lab, apply a site specific evaluation.

QAP 55 Results by Laboratory**Lab:** CB Radiation Protection Bureau, Ontario, Canada

No. Test	Radionuclide	Reported Value	Reported Error	EML Value	EML Error	Reported EML	Evaluation	QAP 54 Evaluation
Matrix: AI Air Filter Bq / filter								
1	AM241	0.097	0.018	0.088	0.009	1.098	A	A
1	CO60	18.600	0.400	17.500	0.470	1.063	A	A
1	CS134	12.800	0.200	12.950	0.362	0.988	A	A
1	CS137	19.500	0.600	17.100	0.580	1.140	A	A
1	MN54	93.300	2.500	81.150	4.760	1.150	A	A

Matrix: WA Water Bq / L

1	AM241	0.770	0.150	0.760	0.040	1.013	A	A
1	CO60	204.300	7.900	209.000	7.590	0.978	A	A
1	CS137	47.100	2.900	45.133	2.467	1.044	A	A
2	H3	228.000	15.000	207.000	2.690	1.101	A	A
1	H3	225.000	17.000	207.000	2.690	1.087	A	A
1	SR90	3.690	0.150	3.729	0.364	0.990	A	A
2	SR90	3.600	0.150	3.729	0.364	0.965	A	A
2	Ug U	0.091	0.007	0.094	0.003	0.964	A	
3	Ug U	0.091	0.007	0.094	0.003	0.964	A	
1	Ug U	0.090	0.007	0.094	0.003	0.953	A	

Values for elemental uranium are reported in µg/filter, g, or mL. pCi/g or mL=Bq x 0.027
Evaluation: A=Acceptable, W=Acceptable with Warning, N=Not Acceptable

If the evaluation system is not appropriate for the types of analyses performed in your lab, apply a site specific evaluation.

QAP 55 Results by Laboratory**Lab:** CD Gently-2 Nuclear Power Plant, Quebec Canada

No. Test	Radionuclide	Reported Value	Reported Error	EML Value	EML Error	Reported EML	Evaluation	QAP 54 Evaluation
Matrix: AI Air Filter Bq / filter								
1	CO60	19.000	0.600	17.500	0.470	1.086	A	A
1	CS134	13.000	0.500	12.950	0.362	1.004	A	A
1	CS137	20.000	1.000	17.100	0.580	1.170	W	A
1	GROSS BETA	10.600	2.000	12.770	1.277	0.830	W	A
1	MN54	95.000	4.000	81.150	4.760	1.171	A	A
Matrix: SO Soil Bq / kg								
1	AC228	60.000	4.000	59.570	2.090	1.007	A	A
1	BI212	64.000	11.000	62.067	5.152	1.031	A	A
1	BI214	40.000	2.000	36.900	1.530	1.084	A	A
1	CS137	670.000	17.000	612.330	30.620	1.094	A	A
1	K40	654.000	23.000	623.330	33.040	1.049	A	A
1	PB212	66.000	3.000	58.330	3.130	1.131	A	A
1	PB214	44.000	3.000	39.670	1.720	1.109	A	A
Matrix: VE Vegetation Bq / kg								
1	CO60	36.000	2.000	35.300	1.436	1.020	A	A
1	CS137	1098.000	29.000	1030.000	51.800	1.066	A	A
1	K40	952.000	32.000	898.670	48.230	1.059	A	A
Matrix: WA Water Bq / L								
1	CO60	200.000	5.000	209.000	7.590	0.957	A	A
1	CS137	45.000	2.000	45.133	2.467	0.997	A	A
1	GROSS BETA	7200.000	120.000	7970.000	800.000	0.903	A	A
1	H3	223.000	15.000	207.000	2.690	1.077	A	A

Values for elemental uranium are reported in µg/filter, g, or mL. pCi/g or mL=Bq x 0.027
Evaluation: A=Acceptable, W=Acceptable with Warning, N=Not Acceptable

If the evaluation system is not appropriate for the types of analyses performed in your lab, apply a site specific evaluation.

QAP 55 Results by Laboratory**Lab:** CE Environmental Monitoring Laboratory, New Brunswick, Canada

No. Test	Radionuclide	Reported Value	Reported Error	EML Value	EML Error	Reported EML	Evaluation	QAP 54 Evaluation
Matrix: AI Air Filter Bq / filter								
1	CO60	16.800	0.800	17.500	0.470	0.960	A	A
1	CS134	12.600	1.200	12.950	0.362	0.973	A	A
1	CS137	17.300	1.100	17.100	0.580	1.012	A	A
1	GROSS ALPHA	5.400	0.200	5.362	0.536	1.007	A	A
1	GROSS BETA	12.200	0.300	12.770	1.277	0.955	A	A
1	MN54	83.500	4.800	81.150	4.760	1.029	A	A
1	SR90	3.090	0.070	3.481	0.233	0.888	A	A

Matrix: SO Soil Bq / kg

1	CS137	530.000	31.000	612.330	30.620	0.866	W	A
1	K40	582.000	49.000	623.330	33.040	0.934	A	A

Matrix: VE Vegetation Bq / kg

1	CO60	35.500	3.300	35.300	1.436	1.006	A	A
1	CS137	1050.000	63.000	1030.000	51.800	1.019	A	A
1	K40	979.000	87.000	898.670	48.230	1.089	A	W

Matrix: WA Water Bq / L

1	CO60	192.000	9.600	209.000	7.590	0.919	A	A
1	CS137	44.500	3.600	45.133	2.467	0.986	A	A
1	GROSS ALPHA	871.000	54.000	1150.000	115.000	0.757	W	A
1	GROSS BETA	7440.000	308.000	7970.000	800.000	0.934	A	A
1	H3	203.000	10.000	207.000	2.690	0.981	A	A
1	SR90	1.450	0.100	3.729	0.364	0.389	N	W

Values for elemental uranium are reported in µg/filter, g, or mL. pCi/g or mL=Bq x 0.027
Evaluation: A=Acceptable, W=Acceptable with Warning, N=Not Acceptable

If the evaluation system is not appropriate for the types of analyses performed in your lab, apply a site specific evaluation.

QAP 55 Results by Laboratory**Lab:** CF Freshwater Institute Radiochemistry Winnipeg, Manitoba, Canada

No. Test	Radionuclide	Reported Value	Reported Error	EML Value	EML Error	Reported EML	Evaluation	QAP 54 Evaluation
Matrix: SO Soil Bq/kg								
1	CS137	583.900	3.500	612.330	30.620	0.954	A	A
3	CS137	580.400	2.600	612.330	30.620	0.948	A	A
2	CS137	562.700	3.900	612.330	30.620	0.919	A	A
1	PB214	48.400	1.900	39.670	1.720	1.220	A	N
2	PB214	32.300	1.900	39.670	1.720	0.814	W	N
3	PB214	35.800	1.200	39.670	1.720	0.902	A	N
2	U234	88.500	5.400	92.230	1.300	0.960	A	A
1	U234	93.600	5.800	92.230	1.300	1.015	A	A
1	U238	102.500	6.300	98.330	3.200	1.042	A	A
2	U238	97.000	5.900	98.330	3.200	0.986	A	A
Matrix: VE Vegetation Bq/kg								
1	CO60	35.100	2.900	35.300	1.436	0.994	A	A
2	CO60	42.300	2.500	35.300	1.436	1.198	A	A
3	CO60	34.300	1.900	35.300	1.436	0.972	A	A
3	CS137	1026.300	6.200	1030.000	51.800	0.996	A	A
1	CS137	1077.000	7.500	1030.000	51.800	1.046	A	A
2	CS137	1077.400	8.600	1030.000	51.800	1.046	A	A
Matrix: WA Water Bq/L								
1	CO60	204.200	1.200	209.000	7.590	0.977	A	A
2	CO60	208.300	1.300	209.000	7.590	0.997	A	A
3	CO60	205.400	1.700	209.000	7.590	0.983	A	A
1	CS137	45.900	0.600	45.133	2.467	1.017	A	A
3	CS137	45.700	0.800	45.133	2.467	1.013	A	A
2	CS137	46.300	0.600	45.133	2.467	1.026	A	A
2	U234	1.020	0.060	1.166	0.062	0.875	W	A
1	U234	1.030	0.070	1.166	0.062	0.883	W	A
2	U238	1.040	0.070	1.169	0.056	0.890	W	A
1	U238	1.100	0.070	1.169	0.056	0.941	A	A

Values for elemental uranium are reported in µg/filter, g, or mL. pCi/g or mL=Bq x 0.027

Evaluation: A=Acceptable, W=Acceptable with Warning, N=Not Acceptable

If the evaluation system is not appropriate for the types of analyses performed in your lab, apply a site specific evaluation.

QAP 55 Results by Laboratory**Lab:** CG AECL WL Environmental Monitoring Group, Canada

No. Test	Radionuclide	Reported Value	Reported Error	EML Value	EML Error	Reported EML	Evaluation	QAP 54 Evaluation
Matrix: AI Air Filter Bq / filter								
1	CO60	19.900	0.800	17.500	0.470	1.137	W	
2	CO60	19.100	0.800	17.500	0.470	1.091	A	
3	CO60	19.500	0.800	17.500	0.470	1.114	A	
1	CS134	12.600	0.700	12.950	0.362	0.973	A	
2	CS134	11.900	0.500	12.950	0.362	0.919	A	
3	CS134	12.100	0.600	12.950	0.362	0.934	A	
3	CS137	20.600	0.800	17.100	0.580	1.205	W	
2	CS137	19.600	0.700	17.100	0.580	1.146	A	
1	CS137	19.900	0.700	17.100	0.580	1.164	W	
2	MN54	108.000	1.600	81.150	4.760	1.331	W	
1	MN54	107.000	1.600	81.150	4.760	1.319	W	
3	MN54	108.000	1.600	81.150	4.760	1.331	W	

Matrix: SO Soil Bq / kg

3	AC228	88.000	45.000	59.570	2.090	1.477	W	
2	AC228	113.000	40.000	59.570	2.090	1.897	N	
1	AC228	92.000	63.000	59.570	2.090	1.544	N	
1	BI214	70.000	26.000	36.900	1.530	1.897	N	
2	BI214	68.000	23.000	36.900	1.530	1.843	N	
3	BI214	76.000	25.000	36.900	1.530	2.060	N	
1	CS137	678.000	25.000	612.330	30.620	1.107	A	
2	CS137	585.000	26.000	612.330	30.620	0.955	A	
3	CS137	621.000	23.000	612.330	30.620	1.014	A	
1	K40	732.000	82.000	623.330	33.040	1.174	A	
2	K40	603.000	20.000	623.330	33.040	0.967	A	
3	K40	578.000	82.000	623.330	33.040	0.927	A	
3	PB212	69.000	14.000	58.330	3.130	1.183	A	
2	PB212	90.000	14.000	58.330	3.130	1.543	N	
1	PB212	90.000	21.000	58.330	3.130	1.543	N	
3	PB214	44.000	29.000	39.670	1.720	1.109	A	
2	PB214	47.000	29.000	39.670	1.720	1.185	A	
1	PB214	58.000	32.000	39.670	1.720	1.462	W	
1	TH234	550.000	240.000	100.067	6.204	5.496	N	
2	TH234	520.000	260.000	100.067	6.204	5.197	N	
3	TH234	308.000	190.000	100.067	6.204	3.078	N	

Matrix: VE Vegetation Bq / kg

3	CO60	44.000	13.000	35.300	1.436	1.246	A	
1	CO60	51.000	15.000	35.300	1.436	1.445	W	
2	CO60	41.000	12.000	35.300	1.436	1.161	A	
2	CS137	1040.000	30.000	1030.000	51.800	1.010	A	
3	CS137	1070.000	30.000	1030.000	51.800	1.039	A	
1	CS137	1140.000	31.000	1030.000	51.800	1.107	A	
1	K40	910.000	219.000	898.670	48.230	1.013	A	
2	K40	988.000	211.000	898.670	48.230	1.099	A	

Values for elemental uranium are reported in µg/filter, g, or mL. pCi/g or mL=Bq x 0.027**Evaluation:** A=Acceptable, W=Acceptable with Warning, N=Not Acceptable

If the evaluation system is not appropriate for the types of analyses performed in your lab, apply a site specific evaluation.

QAP 55 Results by Laboratory**Lab:** CG AECL WL Environmental Monitoring Group, Canada

No. Test	Radionuclide	Reported Value	Reported Error	EML Value	EML Error	Reported EML	Evaluation	QAP 54 Evaluation
Matrix: VE Vegetation Bq/kg								
3	K40	818.000	221.000	898.670	48.230	0.910	A	
Matrix: WA Water Bq/L								
1	CO60	195.000	5.000	209.000	7.590	0.933	A	
3	CO60	200.000	5.000	209.000	7.590	0.957	A	
2	CO60	199.000	5.000	209.000	7.590	0.952	A	
3	CS137	43.800	2.500	45.133	2.467	0.970	A	
2	CS137	43.800	2.500	45.133	2.467	0.970	A	
1	CS137	43.300	2.500	45.133	2.467	0.959	A	
2	H3	192.000	8.000	207.000	2.690	0.928	A	
1	H3	191.000	8.000	207.000	2.690	0.923	A	
3	H3	191.000	8.000	207.000	2.690	0.923	A	
2	PU238	0.170	0.080	1.088	0.058	0.156	N	
1	PU238	0.160	0.060	1.088	0.058	0.147	N	
3	PU238	0.170	0.080	1.088	0.058	0.156	N	
3	PU239	0.130	0.040	1.628	0.114	0.080	N	
2	PU239	0.130	0.040	1.628	0.114	0.080	N	
1	PU239	0.140	0.030	1.628	0.114	0.086	N	
2	Ug U	0.095	0.015	0.094	0.003	1.006	A	
1	Ug U	0.091	0.015	0.094	0.003	0.964	A	
3	Ug U	0.092	0.015	0.094	0.003	0.975	A	

Values for elemental uranium are reported in µg/filter, g, or mL. pCi/g or mL=Bq x 0.027

Evaluation: A=Acceptable, W=Acceptable with Warning, N=Not Acceptable

If the evaluation system is not appropriate for the types of analyses performed in your lab, apply a site specific evaluation.

QAP 55 Results by Laboratory**Lab:** CH California State Dept. Health Serv., Sanitation & Radiation Laboratory

No. Test	Radionuclide	Reported Value	Reported Error	EML Value	EML Error	Reported EML	Evaluation	QAP 54 Evaluation
Matrix: AI Air Filter Bq / filter								
1	AM241	0.103	0.006	0.088	0.009	1.170	A	A
1	Bq U	0.195	0.011	0.222	0.014	0.876	W	A
1	CO60	18.400	0.130	17.500	0.470	1.051	A	A
1	CS134	14.000	0.130	12.950	0.362	1.081	A	A
1	CS137	18.200	0.120	17.100	0.580	1.064	A	A
1	GROSS ALPHA	1.370	0.020	5.362	0.536	0.256	N	A
1	GROSS BETA	2.110	0.021	12.770	1.277	0.165	N	A
1	MN54	87.200	0.220	81.150	4.760	1.075	A	A
1	PU238	0.075	0.005	0.071	0.003	1.056	A	A
1	PU239	0.241	0.011	0.229	0.017	1.052	A	A
1	SR90	3.420	0.120	3.481	0.233	0.982	A	A
1	U234	0.098	0.005	0.108	0.006	0.906	A	A
1	U238	0.093	0.005	0.109	0.007	0.851	W	A
1	Ug U	8.190	0.082	8.844	0.581	0.926	A	A

Matrix: SO Soil Bq / kg

1	AC228	62.200	2.400	59.570	2.090	1.044	A	A
1	AM241	5.960	0.720	4.432	0.312	1.345	A	A
1	BI212	74.700	6.000	62.067	5.152	1.204	W	W
1	BI214	37.000	1.400	36.900	1.530	1.003	A	A
1	Bq U	181.000	6.700	194.230	3.760	0.932	A	A
1	CS137	682.000	2.400	612.330	30.620	1.114	A	A
1	K40	691.000	11.000	623.330	33.040	1.109	A	A
1	PB212	60.300	1.000	58.330	3.130	1.034	A	A
1	PB214	40.700	1.700	39.670	1.720	1.026	A	A
1	PU238	12.900	0.680	12.610	0.312	1.023	A	A
1	PU239	9.580	0.560	8.948	0.323	1.071	A	A
1	SR90	33.500	3.100	30.596	1.065	1.095	A	A
1	TH234	98.400	20.000	100.067	6.204	0.983	A	A
1	U234	86.600	3.200	92.230	1.300	0.939	A	W
1	U238	91.000	3.000	98.330	3.200	0.925	A	A

Matrix: VE Vegetation Bq / kg

1	AM241	8.180	0.410	6.915	0.419	1.183	A	A
1	CM244	4.290	0.260	4.308	1.021	0.996	A	A
1	CO60	37.100	1.100	35.300	1.436	1.051	A	A
1	CS137	1062.000	3.500	1030.000	51.800	1.031	A	A
1	K40	1020.000	16.000	898.670	48.230	1.135	A	A
1	PU239	11.800	0.540	11.022	0.430	1.071	A	A
1	SR90	1298.000	13.000	1612.800	48.600	0.805	A	A

Matrix: WA Water Bq / L

1	AM241	0.770	0.038	0.760	0.040	1.014	A	A
---	-------	-------	-------	-------	-------	-------	---	---

Values for elemental uranium are reported in µg/filter, g, or mL. pCi/g or mL=Bq x 0.027**Evaluation:** A=Acceptable, W=Acceptable with Warning, N=Not Acceptable

If the evaluation system is not appropriate for the types of analyses performed in your lab, apply a site specific evaluation.

QAP 55 Results by Laboratory**Lab:** CH California State Dept. Health Serv., Sanitation & Radiation Laboratory

No. Test	Radionuclide	Reported Value	Reported Error	EML Value	EML Error	Reported EML	Evaluation	QAP 54 Evaluation
Matrix: WA Water Bq/L								
1	Bq U	2.270	0.106	2.372	0.118	0.957	A	A
1	CO60	189.000	1.300	209.000	7.590	0.904	A	A
1	CS137	41.600	0.650	45.133	2.467	0.922	A	A
1	GROSS ALPHA	1275.000	46.000	1150.000	115.000	1.109	A	A
1	GROSS BETA	8025.000	52.000	7970.000	800.000	1.007	A	A
1	H3	224.000	5.700	207.000	2.690	1.082	A	A
1	NI63	50.200	1.200	45.250	4.530	1.109	A	A
1	PU238	1.060	0.068	1.088	0.058	0.974	A	A
1	PU239	1.780	0.098	1.628	0.114	1.093	A	A
1	SR90	3.890	0.300	3.729	0.364	1.043	A	A
1	U234	1.130	0.049	1.166	0.062	0.969	A	A
1	U238	1.100	0.048	1.169	0.056	0.941	A	A
1	Ug U	0.090	0.001	0.094	0.003	0.953	A	A

Values for elemental uranium are reported in µg/filter, g, or mL. pCi/g or mL=Bq x 0.027

Evaluation: A=Acceptable, W=Acceptable with Warning, N=Not Acceptable

If the evaluation system is not appropriate for the types of analyses performed in your lab, apply a site specific evaluation.

QAP 55 Results by Laboratory**Lab:** CL Enviro-Test Laboratories, Casper, WY

No. Test	Radionuclide	Reported Value	Reported Error	EML Value	EML Error	Reported EML	Evaluation	QAP 54 Evaluation
Matrix: AI Air Filter Bq / filter								
1	AM241	0.092	0.017	0.088	0.009	1.048	A	A
1	CO60	16.800	0.100	17.500	0.470	0.960	A	A
1	CS134	9.750	0.220	12.950	0.362	0.753	W	W
1	CS137	16.900	0.100	17.100	0.580	0.988	A	A
1	MN54	82.900	0.200	81.150	4.760	1.022	A	A
1	PU238	0.051	0.030	0.071	0.003	0.720	W	W
1	PU239	0.188	0.023	0.229	0.017	0.821	W	W
1	SR90	2.910	1.520	3.481	0.233	0.836	A	A
1	U234	0.100	0.015	0.108	0.006	0.924	A	A
1	U238	0.090	0.015	0.109	0.007	0.823	W	W
Matrix: SO Soil Bq / kg								
1	AC228	62.100	2.200	59.570	2.090	1.042	A	A
1	AM241	8.820	1.810	4.432	0.312	1.990	W	A
1	BI212	84.600	9.700	62.067	5.152	1.363	N	W
1	BI214	44.700	2.000	36.900	1.530	1.211	A	W
1	CS137	684.000	3.000	612.330	30.620	1.117	A	A
1	K40	702.000	19.000	623.330	33.040	1.126	A	N
1	PB212	68.500	1.400	58.330	3.130	1.174	A	A
1	PB214	44.700	2.000	39.670	1.720	1.127	A	A
1	TH234	116.000	16.000	100.067	6.204	1.159	A	A
1	U234	104.000	12.500	92.230	1.300	1.128	W	N
1	U238	84.000	11.000	98.330	3.200	0.854	A	N
Matrix: VE Vegetation Bq / kg								
1	AM241	9.150	4.800	6.915	0.419	1.323	A	A
1	CM244	7.820	5.160	4.308	1.021	1.815	N	A
1	CO60	41.000	1.300	35.300	1.436	1.161	A	A
1	CS137	1222.000	5.000	1030.000	51.800	1.186	A	N
1	K40	1060.000	30.000	898.670	48.230	1.180	A	N
1	SR90	1330.000	40.000	1612.800	48.600	0.825	A	A
Matrix: WA Water Bq / L								
1	AM241	0.905	0.079	0.760	0.040	1.191	A	A
1	CO60	210.000	1.000	209.000	7.590	1.005	A	A
1	CS137	47.400	0.400	45.133	2.467	1.050	A	A
1	H3	295.000	6.000	207.000	2.690	1.425	W	W
1	NI63	59.500	1.500	45.250	4.530	1.315	N	
1	PU238	0.973	0.095	1.088	0.058	0.894	W	W
1	PU239	1.710	0.100	1.628	0.114	1.050	A	W
1	SR90	2.870	0.350	3.729	0.364	0.770	W	A
1	U234	1.140	0.090	1.166	0.062	0.978	A	A
1	U238	1.060	0.080	1.169	0.056	0.907	A	A

Values for elemental uranium are reported in µg/filter, g, or mL. pCi/g or mL=Bq x 0.027**Evaluation:** A=Acceptable, W=Acceptable with Warning, N=Not Acceptable

If the evaluation system is not appropriate for the types of analyses performed in your lab, apply a site specific evaluation.

QAP 55 Results by Laboratory**Lab:** CM Metropolitan Water Reclamation District of Greater Chicago

No. Test	Radionuclide	Reported Value	Reported Error	EML Value	EML Error	Reported EML	Evaluation	QAP 54 Evaluation
Matrix: SO Soil Bq/kg								
2	AC228	56.000	1.000	59.570	2.090	0.940	A	A
1	AC228	53.000	1.000	59.570	2.090	0.890	A	A
1	BI212	32.000	2.000	62.067	5.152	0.516	W	A
2	BI212	33.000	2.000	62.067	5.152	0.532	W	A
2	BI214	37.000	1.000	36.900	1.530	1.003	A	W
1	BI214	34.000	1.000	36.900	1.530	0.921	A	W
1	CS137	566.000	11.000	612.330	30.620	0.924	A	A
2	CS137	587.000	11.000	612.330	30.620	0.959	A	A
2	K40	612.000	19.000	623.330	33.040	0.982	A	A
1	K40	599.000	18.000	623.330	33.040	0.961	A	A
1	PB212	50.000	2.000	58.330	3.130	0.857	W	A
2	PB212	50.000	2.000	58.330	3.130	0.857	W	A
1	PB214	40.000	1.000	39.670	1.720	1.008	A	A
2	PB214	42.000	1.000	39.670	1.720	1.059	A	A

Matrix: WA Water Bq/L

4	CO60	207.000	4.000	209.000	7.590	0.990	A	A
1	CO60	205.000	4.000	209.000	7.590	0.981	A	A
3	CO60	205.000	4.000	209.000	7.590	0.981	A	A
2	CO60	207.000	4.000	209.000	7.590	0.990	A	A
4	CS137	46.000	1.000	45.133	2.467	1.019	A	A
2	CS137	46.000	1.000	45.133	2.467	1.019	A	A
1	CS137	46.000	1.000	45.133	2.467	1.019	A	A
3	CS137	46.000	1.000	45.133	2.467	1.019	A	A
1	GROSS ALPHA	1371.000	21.000	1150.000	115.000	1.192	W	A
2	GROSS ALPHA	1365.000	21.000	1150.000	115.000	1.187	W	A
3	GROSS ALPHA	1348.000	21.000	1150.000	115.000	1.172	W	A
4	GROSS ALPHA	1327.000	20.000	1150.000	115.000	1.154	W	A
4	GROSS BETA	7139.000	41.000	7970.000	800.000	0.896	A	W
1	GROSS BETA	7142.000	41.000	7970.000	800.000	0.896	A	W
2	GROSS BETA	7219.000	41.000	7970.000	800.000	0.906	A	W
3	GROSS BETA	7086.000	41.000	7970.000	800.000	0.889	A	W
2	H3	206.000	2.000	207.000	2.690	0.995	A	A
1	H3	210.000	2.000	207.000	2.690	1.014	A	A
3	H3	210.000	2.000	207.000	2.690	1.014	A	A
4	H3	216.000	2.000	207.000	2.690	1.043	A	A

Values for elemental uranium are reported in µg/filter, g, or mL. pCi/g or mL=Bq x 0.027
Evaluation: A=Acceptable, W=Acceptable with Warning, N=Not Acceptable

If the evaluation system is not appropriate for the types of analyses performed in your lab, apply a site specific evaluation.

QAP 55 Results by Laboratory**Lab:** CN China Institute for Radiation Protection

No. Test	Radionuclide	Reported Value	Reported Error	EML Value	EML Error	Reported EML	Evaluation	QAP 54 Evaluation
Matrix: AI Air Filter Bq / filter								
1	AM241	0.170	0.020	0.088	0.009	1.932	W	A
1	CO60	17.150	0.910	17.500	0.470	0.980	A	A
1	CS134	11.900	0.640	12.950	0.362	0.919	A	A
1	CS137	17.600	0.920	17.100	0.580	1.029	A	A
1	MN54	89.330	4.550	81.150	4.760	1.101	A	A
Matrix: SO Soil Bq / kg								
1	AC228	57.420	4.250	59.570	2.090	0.964	A	A
1	BI214	39.200	2.650	36.900	1.530	1.062	A	A
1	CS137	639.000	33.200	612.330	30.620	1.044	A	A
1	K40	606.100	39.400	623.330	33.040	0.972	A	A
1	PB212	58.770	3.820	58.330	3.130	1.008	A	A
1	PB214	38.420	2.920	39.670	1.720	0.968	A	W
1	TH234	109.400	8.200	100.067	6.204	1.093	A	
Matrix: VE Vegetation Bq / kg								
1	AM241	11.470	0.870	6.915	0.419	1.659	W	A
1	CO60	35.620	2.320	35.300	1.436	1.009	A	A
1	CS137	1077.000	57.100	1030.000	51.800	1.046	A	A
1	K40	843.000	57.300	898.670	48.230	0.938	A	A

Values for elemental uranium are reported in µg/filter, g, or mL. pCi/g or mL=Bq x 0.027
Evaluation: A=Acceptable, W=Acceptable with Warning, N=Not Acceptable

If the evaluation system is not appropriate for the types of analyses performed in your lab, apply a site specific evaluation.

QAP 55 Results by Laboratory**Lab:** CO Bedford Institute of Oceanography, Dartmouth, Nova Scotia, Canada

No. Test	Radionuclide	Reported Value	Reported Error	EML Value	EML Error	Reported EML	Evaluation	QAP 54 Evaluation
Matrix: AI Air Filter Bq / filter								
1	CO60	17.200	0.200	17.500	0.470	0.983	A	
2	CO60	17.100	0.200	17.500	0.470	0.977	A	
3	CO60	17.100	0.200	17.500	0.470	0.977	A	
1	CS134	11.400	0.300	12.950	0.362	0.880	A	
2	CS134	11.300	0.200	12.950	0.362	0.873	A	
3	CS134	11.300	0.200	12.950	0.362	0.873	A	
1	CS137	17.100	0.200	17.100	0.580	1.000	A	
2	CS137	17.300	0.200	17.100	0.580	1.012	A	
3	CS137	17.300	0.200	17.100	0.580	1.012	A	
3	MN54	84.000	1.000	81.150	4.760	1.035	A	
2	MN54	84.000	1.000	81.150	4.760	1.035	A	
1	MN54	84.000	1.000	81.150	4.760	1.035	A	

Matrix: SO Soil Bq / kg

1	AM241	5.600	0.300	4.432	0.312	1.264	A	
3	AM241	5.300	0.200	4.432	0.312	1.196	A	
2	AM241	6.000	0.300	4.432	0.312	1.354	A	
1	CS137	581.000	33.000	612.330	30.620	0.949	A	A
2	CS137	582.000	34.000	612.330	30.620	0.950	A	A
3	CS137	581.000	33.000	612.330	30.620	0.949	A	A
3	PU238	12.000	1.000	12.610	0.312	0.952	A	A
1	PU238	13.000	1.000	12.610	0.312	1.031	A	A
2	PU238	13.000	1.000	12.610	0.312	1.031	A	A
2	PU239	9.200	0.800	8.948	0.323	1.028	A	A
3	PU239	8.700	0.700	8.948	0.323	0.972	A	A
1	PU239	8.700	0.800	8.948	0.323	0.972	A	A

Matrix: VE Vegetation Bq / kg

3	CO60	34.000	3.000	35.300	1.436	0.963	A	
2	CO60	33.000	4.000	35.300	1.436	0.935	A	
1	CO60	34.000	3.000	35.300	1.436	0.963	A	
2	CS137	1022.000	59.000	1030.000	51.800	0.992	A	
3	CS137	1023.000	59.000	1030.000	51.800	0.993	A	
1	CS137	1015.000	58.000	1030.000	51.800	0.985	A	

Values for elemental uranium are reported in µg/filter, g, or mL. pCi/g or mL=Bq x 0.027**Evaluation:** A=Acceptable, W=Acceptable with Warning, N=Not Acceptable

If the evaluation system is not appropriate for the types of analyses performed in your lab, apply a site specific evaluation.

QAP 55 Results by Laboratory**Lab:** CS Rocketdyne Propulsion & Power, Canoga Park, CA

No. Test	Radionuclide	Reported Value	Reported Error	EML Value	EML Error	Reported EML	Evaluation	QAP 54 Evaluation
Matrix: AI Air Filter Bq / filter								
1	CO60	17.510	1.480	17.500	0.470	1.001	A	A
1	CS134	13.480	1.080	12.950	0.362	1.041	A	A
1	CS137	17.880	1.640	17.100	0.580	1.046	A	A
1	MN54	8.014	1.470	81.150	4.760	0.099	N	A
Matrix: SO Soil Bq / kg								
1	AC228	54.700	17.140	59.570	2.090	0.918	A	A
1	BI212	31.750	10.420	62.067	5.152	0.512	W	A
1	BI214	35.820	11.230	36.900	1.530	0.971	A	W
1	CS137	625.000	196.600	612.330	30.620	1.021	A	A
1	K40	658.900	209.500	623.330	33.040	1.057	A	A
1	PB212	56.960	18.060	58.330	3.130	0.977	A	W
1	PB214	38.110	12.010	39.670	1.720	0.961	A	W
Matrix: VE Vegetation Bq / kg								
1	CO60	37.740	11.560	35.300	1.436	1.069	A	
1	CS137	1161.000	355.600	1030.000	51.800	1.127	A	
1	K40	1070.000	328.600	898.670	48.230	1.191	A	
Matrix: WA Water Bq / L								
1	CO60	238.100	19.610	209.000	7.590	1.139	W	A
1	CS137	54.510	4.610	45.133	2.467	1.208	W	A

Values for elemental uranium are reported in µg/filter, g, or mL. pCi/g or mL=Bq x 0.027
Evaluation: A=Acceptable, W=Acceptable with Warning, N=Not Acceptable

If the evaluation system is not appropriate for the types of analyses performed in your lab, apply a site specific evaluation.

QAP 55 Results by Laboratory**Lab:** CU Universite Laval, Quebec Canada

No. Test	Radionuclide	Reported Value	Reported Error	EML Value	EML Error	Reported EML	Evaluation	QAP 54 Evaluation
Matrix: AI Air Filter Bq / filter								
1	CO60	17.600	0.200	17.500	0.470	1.006	A	A
1	CS134	10.700	0.200	12.950	0.362	0.826	A	A
1	CS137	16.900	0.200	17.100	0.580	0.988	A	A
1	GROSS ALPHA	4.900	0.400	5.362	0.536	0.914	A	A
1	MN54	72.500	0.400	81.150	4.760	0.893	A	A
Matrix: SO Soil Bq / kg								
1	AC228	57.000	5.000	59.570	2.090	0.957	A	W
1	BI212	56.000	4.000	62.067	5.152	0.902	A	A
1	BI214	36.000	3.000	36.900	1.530	0.976	A	W
1	CS137	686.000	50.000	612.330	30.620	1.120	A	A
1	K40	604.000	30.000	623.330	33.040	0.969	A	W
1	PB212	62.000	4.000	58.330	3.130	1.063	A	A
1	PB214	35.000	3.000	39.670	1.720	0.882	W	N
Matrix: VE Vegetation Bq / kg								
1	CO60	25.000	3.000	35.300	1.436	0.708	N	A
1	CS137	818.000	60.000	1030.000	51.800	0.794	N	A
1	K40	652.000	50.000	898.670	48.230	0.726	N	A
Matrix: WA Water Bq / L								
1	CO60	205.000	2.000	209.000	7.590	0.981	A	A
1	CS137	46.000	2.000	45.133	2.467	1.019	A	A
1	H3	233.000	5.000	207.000	2.690	1.126	A	A

Values for elemental uranium are reported in µg/filter, g, or mL. pCi/g or mL=Bq x 0.027
Evaluation: A=Acceptable, W=Acceptable with Warning, N=Not Acceptable

If the evaluation system is not appropriate for the types of analyses performed in your lab, apply a site specific evaluation.

QAP 55 Results by Laboratory**Lab:** CW Carlsbad Environmental Monitoring Research Center, NM

No. Test	Radionuclide	Reported Value	Reported Error	EML Value	EML Error	Reported EML	Evaluation	QAP 54 Evaluation
Matrix: AI Air Filter Bq / filter								
1	AM241	0.089	0.002	0.088	0.009	1.011	A	A
1	CO60	17.190	0.480	17.500	0.470	0.982	A	A
1	CS134	13.510	0.380	12.950	0.362	1.043	A	A
1	CS137	17.110	0.560	17.100	0.580	1.001	A	A
1	MN54	81.400	2.400	81.150	4.760	1.003	A	A
1	PU238	0.069	0.003	0.071	0.003	0.969	A	A
1	PU239	0.223	0.006	0.229	0.017	0.973	A	A
1	U234	0.105	0.003	0.108	0.006	0.970	A	A
1	U238	0.106	0.004	0.109	0.007	0.968	A	A
1	Ug U	8.470	0.430	8.844	0.581	0.958	A	
Matrix: SO Soil Bq / kg								
1	AC228	55.500	2.300	59.570	2.090	0.932	A	A
1	AM241	4.950	0.160	4.432	0.312	1.117	A	A
1	BI212	55.300	5.200	62.067	5.152	0.891	A	A
1	BI214	35.000	1.600	36.900	1.530	0.949	A	W
1	CS137	561.000	17.000	612.330	30.620	0.916	A	A
1	K40	576.000	22.000	623.330	33.040	0.924	A	A
1	PB212	53.600	2.000	58.330	3.130	0.919	A	W
1	PB214	36.600	1.600	39.670	1.720	0.923	A	W
1	PU238	12.670	0.270	12.610	0.312	1.005	A	A
1	PU239	9.340	0.230	8.948	0.323	1.044	A	A
1	U234	87.600	2.000	92.230	1.300	0.950	A	A
1	U238	93.200	2.200	98.330	3.200	0.948	A	A
Matrix: VE Vegetation Bq / kg								
1	AM241	7.760	0.150	6.915	0.419	1.122	A	A
1	CM244	4.080	0.100	4.308	1.021	0.947	A	A
1	CO60	35.900	2.500	35.300	1.436	1.017	A	A
1	CS137	1080.000	46.000	1030.000	51.800	1.049	A	A
1	K40	905.000	46.000	898.670	48.230	1.007	A	A
1	PU238	0.801	0.038	0.803	0.082	0.998	A	A
1	PU239	11.620	0.200	11.022	0.430	1.054	A	A
Matrix: WA Water Bq / L								
1	AM241	0.749	0.016	0.760	0.040	0.986	A	A
1	CO60	211.000	4.000	209.000	7.590	1.010	A	A
1	CS137	45.400	1.100	45.133	2.467	1.006	A	A
1	GROSS ALPHA	1125.000	33.000	1150.000	115.000	0.978	A	A
1	GROSS BETA	7701.000	179.000	7970.000	800.000	0.966	A	A
1	PU238	1.110	0.034	1.088	0.058	1.020	A	W
1	PU239	1.803	0.048	1.628	0.114	1.107	A	W
1	U234	1.100	0.019	1.166	0.062	0.943	A	A

Values for elemental uranium are reported in µg/filter, g, or mL. pCi/g or mL=Bq x 0.027**Evaluation:** A=Acceptable, W=Acceptable with Warning, N=Not Acceptable

If the evaluation system is not appropriate for the types of analyses performed in your lab, apply a site specific evaluation.

QAP 55 Results by Laboratory**Lab:** CW Carlsbad Environmental Monitoring Research Center, NM

No. Test	Radionuclide	Reported Value	Reported Error	EML Value	EML Error	Reported EML	Evaluation	QAP 54 Evaluation
Matrix: WA Water Bq/L								
1	U238	1.091	0.019	1.169	0.056	0.933	A	A
1	Ug U	0.089	0.005	0.094	0.003	0.943	A	

Values for elemental uranium are reported in $\mu\text{g}/\text{filter}$, g, or mL. pCi/g or $\text{mL}=\text{Bq} \times 0.027$

Evaluation: A=Acceptable, W=Acceptable with Warning, N=Not Acceptable

If the evaluation system is not appropriate for the types of analyses performed in your lab, apply a site specific evaluation.

QAP 55 Results by Laboratory**Lab:** DH Duke Engineering Services Hanford

No. Test	Radionuclide	Reported Value	Reported Error	EML Value	EML Error	Reported EML	Evaluation	QAP 54 Evaluation
Matrix: AI Air Filter Bq / filter								
1	CO60	18.430	0.310	17.500	0.470	1.053	A	A
1	CS134	13.270	0.520	12.950	0.362	1.025	A	
1	CS137	19.170	0.430	17.100	0.580	1.121	A	A
1	GROSS ALPHA	5.300	0.050	5.362	0.536	0.988	A	A
1	GROSS BETA	10.920	0.140	12.770	1.277	0.855	W	A
1	MN54	88.260	1.710	81.150	4.760	1.088	A	A

Matrix: SO Soil Bq / kg

1	AC228	56.800	4.500	59.570	2.090	0.954	A	
1	BI212	38.800	9.200	62.067	5.152	0.625	A	A
1	BI214	38.400	2.400	36.900	1.530	1.041	A	A
1	CS137	612.900	30.800	612.330	30.620	1.001	A	A
1	K40	617.600	32.700	623.330	33.040	0.991	A	A
1	PB212	50.200	6.600	58.330	3.130	0.861	W	W
1	PB214	40.800	4.200	39.670	1.720	1.028	A	A

Values for elemental uranium are reported in µg/filter, g, or mL. pCi/g or mL=Bq x 0.027

Evaluation: A=Acceptable, W=Acceptable with Warning, N=Not Acceptable

If the evaluation system is not appropriate for the types of analyses performed in your lab, apply a site specific evaluation.

QAP 55 Results by Laboratory**Lab:** EC Envirocare of Utah

No. Test	Radionuclide	Reported Value	Reported Error	EML Value	EML Error	Reported EML	Evaluation	QAP 54 Evaluation
Matrix: AI Air Filter Bq / filter								
5	AM241	0.110	0.030	0.088	0.009	1.250	A	A
4	AM241	0.100	0.020	0.088	0.009	1.136	A	A
3	AM241	0.100	0.040	0.088	0.009	1.136	A	A
2	AM241	0.160	0.040	0.088	0.009	1.818	W	A
1	AM241	0.110	0.030	0.088	0.009	1.250	A	A
2	CO60	20.160	0.620	17.500	0.470	1.152	W	A
5	CO60	20.000	0.590	17.500	0.470	1.143	W	A
4	CO60	20.400	0.630	17.500	0.470	1.166	W	A
3	CO60	20.200	0.620	17.500	0.470	1.154	W	A
1	CO60	20.200	0.620	17.500	0.470	1.154	W	A
5	CS134	13.700	0.390	12.950	0.362	1.058	A	A
4	CS134	13.500	0.310	12.950	0.362	1.042	A	A
3	CS134	13.700	0.320	12.950	0.362	1.058	A	A
2	CS134	13.900	0.400	12.950	0.362	1.073	A	A
1	CS134	13.800	0.400	12.950	0.362	1.066	A	A
4	CS137	20.500	0.810	17.100	0.580	1.199	W	A
2	CS137	20.700	0.820	17.100	0.580	1.211	W	A
3	CS137	20.800	0.830	17.100	0.580	1.216	W	A
1	CS137	20.600	0.820	17.100	0.580	1.205	W	A
5	CS137	20.600	0.810	17.100	0.580	1.205	W	A
3	GROSS ALPHA	5.800	0.580	5.362	0.536	1.082	A	A
4	GROSS ALPHA	5.910	0.591	5.362	0.536	1.102	A	A
2	GROSS ALPHA	5.680	0.568	5.362	0.536	1.059	A	A
1	GROSS ALPHA	5.810	0.581	5.362	0.536	1.084	A	A
5	GROSS ALPHA	5.700	0.570	5.362	0.536	1.063	A	A
3	GROSS BETA	9.640	0.964	12.770	1.277	0.755	N	A
4	GROSS BETA	9.720	0.972	12.770	1.277	0.761	W	A
1	GROSS BETA	9.670	0.967	12.770	1.277	0.757	N	A
5	GROSS BETA	9.510	0.951	12.770	1.277	0.745	N	A
2	GROSS BETA	9.710	0.971	12.770	1.277	0.760	W	A
5	MN54	101.300	3.690	81.150	4.760	1.248	W	A
4	MN54	101.600	3.700	81.150	4.760	1.252	W	A
3	MN54	101.500	3.670	81.150	4.760	1.251	W	A
2	MN54	101.400	3.680	81.150	4.760	1.250	W	A
1	MN54	101.500	3.690	81.150	4.760	1.251	W	A

Matrix: SO Soil Bq / kg

1	AC228	62.800	2.100	59.570	2.090	1.054	A	A
2	AC228	63.300	1.300	59.570	2.090	1.063	A	A
4	AC228	66.800	2.000	59.570	2.090	1.121	A	A
5	AC228	63.900	2.000	59.570	2.090	1.073	A	A
3	AC228	63.700	1.900	59.570	2.090	1.069	A	A
4	AM241	6.370	0.920	4.432	0.312	1.437	A	A
1	AM241	6.180	0.910	4.432	0.312	1.394	A	A
3	AM241	6.320	0.590	4.432	0.312	1.426	A	A
5	AM241	6.590	0.910	4.432	0.312	1.487	A	A

Values for elemental uranium are reported in µg/filter, g, or mL. pCi/g or mL=Bq x 0.027**Evaluation:** A=Acceptable, W=Acceptable with Warning, N=Not Acceptable

If the evaluation system is not appropriate for the types of analyses performed in your lab, apply a site specific evaluation.

QAP 55 Results by Laboratory**Lab:** EC Envirocare of Utah

No. Test	Radionuclide	Reported Value	Reported Error	EML Value	EML Error	Reported EML	Evaluation	QAP 54 Evaluation
Matrix: SO Soil Bq/kg								
2	AM241	6.010	0.870	4.432	0.312	1.356	A	A
5	BI212	50.930	6.800	62.067	5.152	0.821	A	N
4	BI212	49.280	6.700	62.067	5.152	0.794	A	N
1	BI212	52.430	6.900	62.067	5.152	0.845	A	N
3	BI212	50.330	6.600	62.067	5.152	0.811	A	N
2	BI212	49.650	7.200	62.067	5.152	0.800	A	N
3	BI214	46.400	1.300	36.900	1.530	1.257	A	A
5	BI214	46.600	1.900	36.900	1.530	1.263	W	A
1	BI214	46.500	1.900	36.900	1.530	1.260	A	A
4	BI214	46.800	1.900	36.900	1.530	1.268	W	A
2	BI214	45.800	2.100	36.900	1.530	1.241	A	A
1	CS137	604.610	27.500	612.330	30.620	0.987	A	W
3	CS137	612.430	27.800	612.330	30.620	1.000	A	W
2	CS137	609.540	27.600	612.330	30.620	0.995	A	W
4	CS137	608.520	25.400	612.330	30.620	0.994	A	W
5	CS137	612.260	25.600	612.330	30.620	1.000	A	W
3	K40	594.880	37.000	623.330	33.040	0.954	A	W
5	K40	594.800	36.000	623.330	33.040	0.954	A	W
2	K40	598.480	36.600	623.330	33.040	0.960	A	W
1	K40	590.160	37.000	623.330	33.040	0.947	A	W
4	K40	589.120	35.600	623.330	33.040	0.945	A	W
1	PB212	53.100	4.200	58.330	3.130	0.910	A	W
2	PB212	55.800	4.400	58.330	3.130	0.957	A	W
3	PB212	55.730	4.400	58.330	3.130	0.955	A	W
4	PB212	55.880	3.200	58.330	3.130	0.958	A	W
5	PB212	54.530	4.000	58.330	3.130	0.935	A	W
3	PB214	47.800	2.200	39.670	1.720	1.205	A	A
4	PB214	47.900	2.200	39.670	1.720	1.207	A	A
2	PB214	48.900	1.900	39.670	1.720	1.233	A	A
1	PB214	47.200	2.300	39.670	1.720	1.190	A	A
5	PB214	47.700	2.200	39.670	1.720	1.202	A	A
5	TH234	126.100	60.700	100.067	6.204	1.260	A	A
1	TH234	125.100	60.400	100.067	6.204	1.250	A	A
2	TH234	123.700	59.700	100.067	6.204	1.236	A	A
3	TH234	127.300	61.400	100.067	6.204	1.272	A	A
4	TH234	126.400	60.900	100.067	6.204	1.263	A	A

Matrix: WA Water Bq/L

3	AM241	0.750	0.290	0.760	0.040	0.987	A	A
1	AM241	0.830	0.290	0.760	0.040	1.093	A	A
2	AM241	0.680	0.240	0.760	0.040	0.895	W	A
5	AM241	0.870	0.300	0.760	0.040	1.145	A	A
4	AM241	0.740	0.280	0.760	0.040	0.974	A	A
5	CO60	224.600	6.240	209.000	7.590	1.075	A	A
4	CO60	224.500	6.070	209.000	7.590	1.074	A	A
3	CO60	224.700	6.080	209.000	7.590	1.075	A	A

Values for elemental uranium are reported in µg/filter, g, or mL. pCi/g or mL=Bq x 0.027**Evaluation:** A=Acceptable, W=Acceptable with Warning, N=Not Acceptable

If the evaluation system is not appropriate for the types of analyses performed in your lab, apply a site specific evaluation.

QAP 55 Results by Laboratory**Lab:** EC Envirocare of Utah

No. Test	Radionuclide	Reported Value	Reported Error	EML Value	EML Error	<u>Reported</u> EML	Evaluation	QAP 54 Evaluation
Matrix: WA Water Bq/L								
2	CO60	224.800	6.070	209.000	7.590	1.076	A	A
1	CO60	224.400	5.870	209.000	7.590	1.074	A	A
4	CS137	48.400	1.920	45.133	2.467	1.072	A	A
5	CS137	48.600	2.100	45.133	2.467	1.077	A	A
2	CS137	48.200	1.910	45.133	2.467	1.068	A	A
3	CS137	48.600	1.920	45.133	2.467	1.077	A	A
1	CS137	48.100	1.710	45.133	2.467	1.066	A	A

Values for elemental uranium are reported in µg/filter, g, or mL. pCi/g or mL=Bq x 0.027

Evaluation: A=Acceptable, W=Acceptable with Warning, N=Not Acceptable

If the evaluation system is not appropriate for the types of analyses performed in your lab, apply a site specific evaluation.

QAP 55 Results by Laboratory**Lab:** EG INEEL TRA Radioanalytical Laboratory, Scoville

No. Test	Radionuclide	Reported Value	Reported Error	EML Value	EML Error	Reported EML	Evaluation	QAP 54 Evaluation
Matrix: AI Air Filter Bq / filter								
1	CO60	18.800	1.400	17.500	0.470	1.074	A	A
1	CS134	13.200	1.000	12.950	0.362	1.019	A	A
1	CS137	18.900	1.400	17.100	0.580	1.105	A	A
1	MN54	92.000	6.000	81.150	4.760	1.134	A	A
Matrix: SO Soil Bq / kg								
1	AC228	52.000	5.000	59.570	2.090	0.873	W	A
1	BI212	61.000	11.000	62.067	5.152	0.983	A	N
1	BI214	36.000	3.000	36.900	1.530	0.976	A	W
1	CS137	580.000	28.000	612.330	30.620	0.947	A	A
1	K40	620.000	70.000	623.330	33.040	0.995	A	A
1	PB212	56.400	5.500	58.330	3.130	0.967	A	A
1	PB214	34.000	5.000	39.670	1.720	0.857	W	W
1	TH234	88.000	15.000	100.067	6.204	0.879	A	A
Matrix: VE Vegetation Bq / kg								
1	CO60	28.900	3.400	35.300	1.436	0.819	W	A
1	CS137	1020.000	54.000	1030.000	51.800	0.990	A	A
1	K40	838.000	49.000	898.670	48.230	0.932	A	W
Matrix: WA Water Bq / L								
1	AM241	0.760	0.050	0.760	0.040	1.000	A	W
1	CO60	209.000	14.600	209.000	7.590	1.000	A	A
1	CS137	46.000	3.600	45.133	2.467	1.019	A	A
1	GROSS ALPHA	1143.000	69.000	1150.000	115.000	0.994	A	N
1	GROSS BETA	9065.000	36.000	7970.000	800.000	1.137	A	A
1	H3	168.000	12.000	207.000	2.690	0.812	W	A
1	PU238	1.090	0.070	1.088	0.058	1.002	A	A
1	PU239	1.660	0.070	1.628	0.114	1.020	A	A
1	U234	1.040	0.070	1.166	0.062	0.892	W	W
1	U238	1.100	0.060	1.169	0.056	0.941	A	A

Values for elemental uranium are reported in µg/filter, g, or mL. pCi/g or mL=Bq x 0.027
Evaluation: A=Acceptable, W=Acceptable with Warning, N=Not Acceptable

If the evaluation system is not appropriate for the types of analyses performed in your lab, apply a site specific evaluation.

QAP 55 Results by Laboratory**Lab:** EP US EPA, Las Vegas

No. Test	Radionuclide	Reported Value	Reported Error	EML Value	EML Error	Reported EML	Evaluation	QAP 54 Evaluation
Matrix: AI Air Filter Bq / filter								
1	CO60	18.410	1.140	17.500	0.470	1.052	A	A
1	CS134	13.260	0.940	12.950	0.362	1.024	A	A
1	CS137	18.810	1.340	17.100	0.580	1.100	A	A
1	MN54	87.740	5.850	81.150	4.760	1.081	A	A
1	PU238	0.078	0.014	0.071	0.003	1.099	A	A
1	PU239	0.249	0.041	0.229	0.017	1.087	A	A

Matrix: WA Water Bq / L

1	CO60	212.430	12.800	209.000	7.590	1.016	A	A
1	CS137	47.510	3.400	45.133	2.467	1.053	A	A
1	H3	231.350	8.690	207.000	2.690	1.118	A	A
1	PU238	1.060	0.160	1.088	0.058	0.974	A	A
1	PU239	1.630	0.250	1.628	0.114	1.001	A	A
1	U234	1.080	0.170	1.166	0.062	0.926	A	
1	U238	1.030	0.160	1.169	0.056	0.881	W	

Values for elemental uranium are reported in $\mu\text{g}/\text{filter}$, g, or mL. pCi/g or mL=Bq x 0.027

Evaluation: A=Acceptable, W=Acceptable with Warning, N=Not Acceptable

If the evaluation system is not appropriate for the types of analyses performed in your lab, apply a site specific evaluation.

QAP 55 Results by Laboratory**Lab:** FE Fernald WPRAP Field Office, Ohio

No. Test	Radionuclide	Reported Value	Reported Error	EML Value	EML Error	Reported EML	Evaluation	QAP 54 Evaluation
Matrix: AI Air Filter Bq / filter								
1	U234	0.108	0.008	0.108	0.006	0.998	A	W
1	U238	0.106	0.006	0.109	0.007	0.970	A	N
Matrix: SO Soil Bq / kg								
1	AC228	68.200	2.400	59.570	2.090	1.145	A	A
1	BI214	36.800	0.900	36.900	1.530	0.997	A	A
1	CS137	666.600	2.800	612.330	30.620	1.089	A	A
1	K40	650.000	27.000	623.330	33.040	1.043	A	A
1	PB212	57.300	3.100	58.330	3.130	0.982	A	A
1	PB214	38.700	4.800	39.670	1.720	0.976	A	W
1	TH234	114.800	4.600	100.067	6.204	1.147	A	A
Matrix: WA Water Bq / L								
1	CO60	219.250	2.640	209.000	7.590	1.049	A	A
1	CS137	51.500	1.090	45.133	2.467	1.141	A	A
1	U234	1.110	0.040	1.166	0.062	0.952	A	A
1	U238	1.080	0.040	1.169	0.056	0.924	A	A
1	Ug U	0.088	0.003	0.094	0.003	0.932	A	A

Values for elemental uranium are reported in µg/filter, g, or mL. pCi/g or mL=Bq x 0.027

Evaluation: A=Acceptable, W=Acceptable with Warning, N=Not Acceptable

If the evaluation system is not appropriate for the types of analyses performed in your lab, apply a site specific evaluation.

QAP 55 Results by Laboratory**Lab:** FG FGL Environmental, Santa Paula, CA

No. Test	Radionuclide	Reported Value	Reported Error	EML Value	EML Error	Reported EML	Evaluation	QAP 54 Evaluation
Matrix: AI Air Filter Bq / filter								
1	CO60	17.230	2.100	17.500	0.470	0.985	A	A
1	CS134	13.680	1.900	12.950	0.362	1.056	A	W
1	CS137	17.420	2.200	17.100	0.580	1.019	A	A
1	GROSS ALPHA	6.350	1.000	5.362	0.536	1.184	A	W
1	GROSS BETA	12.430	2.000	12.770	1.277	0.973	A	A
1	MN54	83.190	8.300	81.150	4.760	1.025	A	A

Matrix: SO Soil Bq / kg

1	AC228	53.240	17.000	59.570	2.090	0.894	A	A
1	BI212	45.180	4.000	62.067	5.152	0.728	A	
1	BI214	33.800	9.000	36.900	1.530	0.916	A	A
1	CS137	565.000	141.000	612.330	30.620	0.923	A	A
1	K40	547.800	204.000	623.330	33.040	0.879	W	A
1	PB212	56.500	11.000	58.330	3.130	0.969	A	A
1	PB214	31.600	7.000	39.670	1.720	0.797	W	A

Matrix: WA Water Bq / L

1	CO60	204.770	33.000	209.000	7.590	0.980	A	A
1	CS137	43.790	5.300	45.133	2.467	0.970	A	A
1	GROSS ALPHA	1205.700	98.000	1150.000	115.000	1.048	A	A
1	GROSS BETA	8045.000	205.000	7970.000	800.000	1.009	A	A
1	H3	173.400	11.000	207.000	2.690	0.838	W	A

Values for elemental uranium are reported in µg/filter, g, or mL. pCi/g or mL=Bq x 0.027**Evaluation:** A=Acceptable, W=Acceptable with Warning, N=Not Acceptable

If the evaluation system is not appropriate for the types of analyses performed in your lab, apply a site specific evaluation.

QAP 55 Results by Laboratory**Lab:** FL Florida Dept of Health & Rehab. Serv., Orlando

No. Test	Radionuclide	Reported Value	Reported Error	EML Value	EML Error	Reported EML	Evaluation	QAP 54 Evaluation
Matrix: AI Air Filter Bq / filter								
1	AM241	0.150	0.030	0.088	0.009	1.705	W	A
1	CO60	20.930	0.100	17.500	0.470	1.196	W	A
1	CS134	15.050	0.130	12.950	0.362	1.162	W	A
1	CS137	23.480	0.150	17.100	0.580	1.373	N	A
1	GROSS ALPHA	4.380	0.070	5.362	0.536	0.817	W	W
1	GROSS BETA	11.820	0.090	12.770	1.277	0.926	A	A
1	MN54	109.500	0.580	81.150	4.760	1.349	W	A
Matrix: SO Soil Bq / kg								
1	AC228	65.330	1.800	59.570	2.090	1.097	A	A
1	AM241	6.240	1.480	4.432	0.312	1.408	A	A
1	BI212	71.600	1.420	62.067	5.152	1.154	W	W
1	BI214	41.840	0.620	36.900	1.530	1.134	A	A
1	CS137	676.450	2.080	612.330	30.620	1.105	A	A
1	K40	669.010	4.500	623.330	33.040	1.073	A	A
1	PB212	63.130	1.370	58.330	3.130	1.082	A	A
1	PB214	44.520	0.330	39.670	1.720	1.122	A	N
1	TH234	129.940	4.680	100.067	6.204	1.299	A	N
1	U238	129.940	4.680	98.330	3.200	1.321	W	
Matrix: VE Vegetation Bq / kg								
1	AM241	8.660	1.450	6.915	0.419	1.252	A	A
1	CO60	33.930	0.590	35.300	1.436	0.961	A	A
1	CS137	1027.600	5.550	1030.000	51.800	0.998	A	A
1	K40	900.600	16.350	898.670	48.230	1.002	A	A
Matrix: WA Water Bq / L								
1	CO60	211.120	0.720	209.000	7.590	1.010	A	A
1	CS137	48.560	0.580	45.133	2.467	1.076	A	A
1	GROSS ALPHA	1179.650	28.030	1150.000	115.000	1.026	A	A
1	GROSS BETA	7510.050	47.010	7970.000	800.000	0.942	A	A
1	H3	240.230	4.710	207.000	2.690	1.161	A	A
1	NI63	39.030	0.490	45.250	4.530	0.863	A	A
1	SR90	2.800	0.250	3.729	0.364	0.751	W	A

Values for elemental uranium are reported in µg/filter, g, or mL. pCi/g or mL=Bq x 0.027
Evaluation: A=Acceptable, W=Acceptable with Warning, N=Not Acceptable

If the evaluation system is not appropriate for the types of analyses performed in your lab, apply a site specific evaluation.

QAP 55 Results by Laboratory**Lab:** FM Florida Mobile Emergency Radiological Laboratory, Orlando

No. Test	Radionuclide	Reported Value	Reported Error	EML Value	EML Error	Reported EML	Evaluation	QAP 54 Evaluation
Matrix: AI Air Filter Bq / filter								
1	CO60	17.600	0.300	17.500	0.470	1.006	A	A
1	CS134	11.600	0.200	12.950	0.362	0.896	A	A
1	CS137	18.300	0.400	17.100	0.580	1.070	A	W
1	MN54	88.000	2.000	81.150	4.760	1.084	A	A
Matrix: WA Water Bq / L								
1	AM241	1.100	0.300	0.760	0.040	1.448	W	A
1	CO60	214.000	3.000	209.000	7.590	1.024	A	A
1	CS137	50.000	1.000	45.133	2.467	1.108	A	A

Values for elemental uranium are reported in $\mu\text{g}/\text{filter}$, g, or mL. pCi/g or $\text{mL}=\text{Bq} \times 0.027$

Evaluation: A=Acceptable, W=Acceptable with Warning, N=Not Acceptable

If the evaluation system is not appropriate for the types of analyses performed in your lab, apply a site specific evaluation.

QAP 55 Results by Laboratory**Lab:** FN Fermi Lab, Batavia, IL

No. Test	Radionuclide	Reported Value	Reported Error	EML Value	EML Error	Reported EML	Evaluation	QAP 54 Evaluation
Matrix: AI Air Filter Bq / filter								
1	CO60	18.500	1.000	17.500	0.470	1.057	A	A
1	CS134	15.000	0.600	12.950	0.362	1.158	W	W
1	CS137	18.200	1.400	17.100	0.580	1.064	A	A
1	GROSS ALPHA	5.330	0.800	5.362	0.536	0.994	A	A
1	GROSS BETA	13.300	2.000	12.770	1.277	1.042	A	A
1	MN54	84.900	6.300	81.150	4.760	1.046	A	A
Matrix: SO Soil Bq / kg								
1	AC228	49.900	2.800	59.570	2.090	0.838	W	A
1	BI212	57.800	6.000	62.067	5.152	0.931	A	A
1	BI214	38.600	2.200	36.900	1.530	1.046	A	A
1	CS137	578.000	50.000	612.330	30.620	0.944	A	A
1	K40	552.000	49.000	623.330	33.040	0.886	W	A
1	PB212	50.300	4.500	58.330	3.130	0.862	W	A
1	PB214	37.400	2.500	39.670	1.720	0.943	A	W
Matrix: VE Vegetation Bq / kg								
1	CO60	34.700	2.300	35.300	1.436	0.983	A	A
1	CS137	1021.000	90.000	1030.000	51.800	0.991	A	A
1	K40	904.000	81.000	898.670	48.230	1.006	A	A
Matrix: WA Water Bq / L								
1	CO60	214.000	13.000	209.000	7.590	1.024	A	A
1	CS137	45.000	4.100	45.133	2.467	0.997	A	A
1	GROSS ALPHA	938.000	56.000	1150.000	115.000	0.816	A	A
1	GROSS BETA	8540.000	210.000	7970.000	800.000	1.072	A	A
1	H3	224.000	11.000	207.000	2.690	1.082	A	A

Values for elemental uranium are reported in µg/filter, g, or mL. pCi/g or mL=Bq x 0.027
Evaluation: A=Acceptable, W=Acceptable with Warning, N=Not Acceptable

If the evaluation system is not appropriate for the types of analyses performed in your lab, apply a site specific evaluation.

QAP 55 Results by Laboratory**Lab:** FR CEA/SACLAY - SPR/SRSE, France

No. Test	Radionuclide	Reported Value	Reported Error	EML Value	EML Error	Reported EML	Evaluation	QAP 54 Evaluation
Matrix: SO Soil Bq/kg								
1	AC228	58.000	6.000	59.570	2.090	0.974	A	A
1	AM241	5.200	0.900	4.432	0.312	1.173	A	
1	BI212	54.000	11.000	62.067	5.152	0.870	A	A
1	BI214	33.000	4.000	36.900	1.530	0.894	A	W
1	CS137	620.000	60.000	612.330	30.620	1.013	A	A
1	K40	610.000	60.000	623.330	33.040	0.979	A	A
1	PB212	58.000	7.000	58.330	3.130	0.994	A	A
1	PB214	36.000	4.000	39.670	1.720	0.907	A	A
1	PU239	8.400	1.000	8.948	0.323	0.939	A	A
1	SR90	25.000	4.000	30.596	1.065	0.817	A	
1	TH234	90.000	38.000	100.067	6.204	0.899	A	A

Matrix: VE Vegetation Bq/kg

1	AM241	8.300	1.700	6.915	0.419	1.200	A	A
1	CO60	39.000	6.000	35.300	1.436	1.105	A	A
1	CS137	1150.000	140.000	1030.000	51.800	1.117	A	A
1	K40	960.000	150.000	898.670	48.230	1.068	A	A

Values for elemental uranium are reported in µg/filter, g, or mL. pCi/g or mL=Bq x 0.027
Evaluation: A=Acceptable, W=Acceptable with Warning, N=Not Acceptable

If the evaluation system is not appropriate for the types of analyses performed in your lab, apply a site specific evaluation.

QAP 55 Results by Laboratory**Lab:** FS Florida State University, Tallahassee

No. Test	Radionuclide	Reported Value	Reported Error	EML Value	EML Error	Reported EML	Evaluation	QAP 54 Evaluation
Matrix: SO Soil Bq/kg								
1	AC228	60.700	2.500	59.570	2.090	1.019	A	W
1	AM241	5.200	0.600	4.432	0.312	1.173	A	A
1	BI214	37.300	0.900	36.900	1.530	1.011	A	W
1	CS137	606.200	1.300	612.330	30.620	0.990	A	A
1	K40	604.200	3.800	623.330	33.040	0.969	A	A
1	PB214	36.800	0.500	39.670	1.720	0.928	A	W
1	TH234	119.500	2.900	100.067	6.204	1.194	A	N

Values for elemental uranium are reported in $\mu\text{g}/\text{filter}$, g, or mL. pCi/g or mL=Bq x 0.027

Evaluation: A=Acceptable, W=Acceptable with Warning, N=Not Acceptable

If the evaluation system is not appropriate for the types of analyses performed in your lab, apply a site specific evaluation.

QAP 55 Results by Laboratory**Lab:** FU FUSRAP Laboratory, Missouri

No. Test	Radionuclide	Reported Value	Reported Error	EML Value	EML Error	Reported EML	Evaluation	QAP 54 Evaluation
Matrix: SO Soil Bq/kg								
1	AC228	60.650	2.830	59.570	2.090	1.018	A	A
1	BI212	63.080	7.940	62.067	5.152	1.016	A	W
1	BI214	38.240	1.750	36.900	1.530	1.036	A	A
1	CS137	650.380	20.430	612.330	30.620	1.062	A	A
1	K40	686.520	24.860	623.330	33.040	1.101	A	A
1	PB212	63.910	2.240	58.330	3.130	1.096	A	A
1	PB214	41.130	2.080	39.670	1.720	1.037	A	A
1	TH234	108.020	24.970	100.067	6.204	1.079	A	A
1	U234	97.550	17.110	92.230	1.300	1.058	A	A
1	U238	95.970	16.860	98.330	3.200	0.976	A	A

Matrix: VE Vegetation Bq/kg

1	CO60	37.810	1.280	35.300	1.436	1.071	A	A
1	CS137	1106.000	34.650	1030.000	51.800	1.074	A	A
1	K40	985.020	35.110	898.670	48.230	1.096	A	A

Values for elemental uranium are reported in $\mu\text{g}/\text{filter}$, g, or mL. pCi/g or mL=Bq x 0.027

Evaluation: A=Acceptable, W=Acceptable with Warning, N=Not Acceptable

If the evaluation system is not appropriate for the types of analyses performed in your lab, apply a site specific evaluation.

QAP 55 Results by Laboratory**Lab:** GA Lockheed Martin, Pikton, OH

No. Test	Radionuclide	Reported Value	Reported Error	EML Value	EML Error	Reported EML	Evaluation	QAP 54 Evaluation
Matrix: AI Air Filter Bq / filter								
1	AM241	0.099	0.017	0.088	0.009	1.125	A	A
1	CO60	17.700	1.600	17.500	0.470	1.011	A	A
1	CS134	12.600	2.100	12.950	0.362	0.973	A	A
1	CS137	17.600	1.700	17.100	0.580	1.029	A	A
1	MN54	79.800	7.900	81.150	4.760	0.983	A	A
1	PU238	0.070	0.019	0.071	0.003	0.986	A	W
1	PU239	0.260	0.055	0.229	0.017	1.135	W	N
1	SR90	3.280	0.210	3.481	0.233	0.942	A	A
1	Ug U	7.690	2.070	8.844	0.581	0.870	W	A

Matrix: SO Soil Bq / kg

1	AC228	53.200	22.500	59.570	2.090	0.893	A	W
1	AM241	5.480	1.580	4.432	0.312	1.236	A	A
1	BI214	27.500	12.000	36.900	1.530	0.745	N	A
1	CS137	583.000	52.000	612.330	30.620	0.952	A	A
1	K40	522.000	127.000	623.330	33.040	0.837	W	A
1	PB212	55.600	7.800	58.330	3.130	0.953	A	A
1	PB214	29.800	16.600	39.670	1.720	0.751	N	A
1	PU238	12.670	4.100	12.610	0.312	1.005	A	A
1	PU239	10.930	3.670	8.948	0.323	1.222	W	W
1	SR90	29.720	8.510	30.596	1.065	0.971	A	A
1	Ug U	7.300		7.948	0.125	0.918	A	A

Matrix: VE Vegetation Bq / kg

1	AM241	8.050	1.210	6.915	0.419	1.164	A	A
1	CM244	4.220	0.740	4.308	1.021	0.980	A	A
1	CO60	32.200	19.000	35.300	1.436	0.912	A	A
1	CS137	1046.000	78.000	1030.000	51.800	1.016	A	A
1	K40	942.000	191.000	898.670	48.230	1.048	A	A

Values for elemental uranium are reported in µg/filter, g, or mL. pCi/g or mL=Bq x 0.027**Evaluation:** A=Acceptable, W=Acceptable with Warning, N=Not Acceptable

If the evaluation system is not appropriate for the types of analyses performed in your lab, apply a site specific evaluation.

QAP 55 Results by Laboratory**Lab:** GC Georgia Power Company Environmental Lab

No. Test	Radionuclide	Reported Value	Reported Error	EML Value	EML Error	Reported EML	Evaluation	QAP 54 Evaluation
Matrix: AI Air Filter Bq / filter								
3	CO60	17.440		17.500	0.470	0.997	A	A
2	CO60	18.310		17.500	0.470	1.046	A	A
1	CO60	16.910		17.500	0.470	0.966	A	A
1	CS137	17.930		17.100	0.580	1.049	A	A
2	CS137	18.220		17.100	0.580	1.065	A	A
3	CS137	17.990		17.100	0.580	1.052	A	A
2	MN54	85.720		81.150	4.760	1.056	A	A
1	MN54	82.800		81.150	4.760	1.020	A	A
3	MN54	82.970		81.150	4.760	1.022	A	A

Matrix: SO Soil Bq / kg

1	AC228	51.500		59.570	2.090	0.865	W	A
3	AC228	53.430		59.570	2.090	0.897	A	A
2	AC228	57.000		59.570	2.090	0.957	A	A
2	BI214	53.230		36.900	1.530	1.443	W	A
1	BI214	36.720		36.900	1.530	0.995	A	A
3	BI214	38.450		36.900	1.530	1.042	A	A
3	CS137	570.500		612.330	30.620	0.932	A	W
2	CS137	545.000		612.330	30.620	0.890	W	W
1	CS137	533.000		612.330	30.620	0.870	W	W
3	K40	608.000		623.330	33.040	0.975	A	A
2	K40	632.000		623.330	33.040	1.014	A	A
1	K40	574.000		623.330	33.040	0.921	A	A
3	PB212	56.950		58.330	3.130	0.976	A	A
2	PB212	50.600		58.330	3.130	0.867	W	A
1	PB212	53.530		58.330	3.130	0.918	A	A
1	PB214	42.200		39.670	1.720	1.064	A	A
2	PB214	45.700		39.670	1.720	1.152	A	A
3	PB214	44.450		39.670	1.720	1.120	A	A

Matrix: VE Vegetation Bq / kg

1	CO60	32.480		35.300	1.436	0.920	A	A
2	CO60	34.100		35.300	1.436	0.966	A	A
3	CO60	28.920		35.300	1.436	0.819	W	A
3	CS137	903.900		1030.000	51.800	0.878	W	A
2	CS137	913.200		1030.000	51.800	0.887	W	A
1	CS137	905.830		1030.000	51.800	0.879	W	A
3	K40	875.700		898.670	48.230	0.974	A	A
2	K40	840.300		898.670	48.230	0.935	A	A
1	K40	841.100		898.670	48.230	0.936	A	A

Matrix: WA Water Bq / L

1	CO60	200.800		209.000	7.590	0.961	A	A
---	------	---------	--	---------	-------	-------	---	---

Values for elemental uranium are reported in µg/filter, g, or mL. pCi/g or mL=Bq x 0.027**Evaluation:** A=Acceptable, W=Acceptable with Warning, N=Not Acceptable

If the evaluation system is not appropriate for the types of analyses performed in your lab, apply a site specific evaluation.

QAP 55 Results by Laboratory**Lab:** GC Georgia Power Company Environmental Lab

No. Test	Radionuclide	Reported Value	Reported Error	EML Value	EML Error	Reported EML	Evaluation	QAP 54 Evaluation
Matrix: WA Water Bq/L								
2	CO60	173.000		209.000	7.590	0.828	W	A
1	CS137	44.930		45.133	2.467	0.996	A	A
2	CS137	41.530		45.133	2.467	0.920	A	A
1	H3	235.600		207.000	2.690	1.138	A	A
1	SR90	3.430		3.729	0.364	0.920	A	A
2	SR90	3.810		3.729	0.364	1.022	A	A

Values for elemental uranium are reported in µg/filter, g, or mL. pCi/g or mL=Bq x 0.027

Evaluation: A=Acceptable, W=Acceptable with Warning, N=Not Acceptable

If the evaluation system is not appropriate for the types of analyses performed in your lab, apply a site specific evaluation.

QAP 55 Results by Laboratory**Lab:** GD GTS Duratek, Oak Ridge, TN

No. Test	Radionuclide	Reported Value	Reported Error	EML Value	EML Error	Reported EML	Evaluation	QAP 54 Evaluation
Matrix: AI Air Filter Bq / filter								
1	CO60	17.000	1.000	17.500	0.470	0.971	A	
1	CS134	12.000	1.000	12.950	0.362	0.927	A	
1	CS137	17.000	1.000	17.100	0.580	0.994	A	
1	MN54	72.000	2.000	81.150	4.760	0.887	W	
Matrix: SO Soil Bq / kg								
1	CS137	614.000	55.000	612.330	30.620	1.003	A	
1	K40	741.000	45.000	623.330	33.040	1.189	A	
Matrix: WA Water Bq / L								
1	CO60	188.000	6.000	209.000	7.590	0.900	A	
1	CS137	43.000	3.000	45.133	2.467	0.953	A	

Values for elemental uranium are reported in $\mu\text{g}/\text{filter}$, g, or mL. pCi/g or mL=Bq x 0.027

Evaluation: A=Acceptable, W=Acceptable with Warning, N=Not Acceptable

If the evaluation system is not appropriate for the types of analyses performed in your lab, apply a site specific evaluation.

QAP 55 Results by Laboratory**Lab:** GE General Engineering Labs, Charleston, SC

No. Test	Radionuclide	Reported Value	Reported Error	EML Value	EML Error	Reported EML	Evaluation	QAP 54 Evaluation
Matrix: AI Air Filter Bq / filter								
1	AM241	0.105	0.019	0.088	0.009	1.193	A	A
1	CO60	17.600	2.020	17.500	0.470	1.006	A	A
1	CS134	11.700	1.240	12.950	0.362	0.903	A	A
1	CS137	17.300	1.810	17.100	0.580	1.012	A	A
1	GROSS ALPHA	5.150	0.042	5.362	0.536	0.960	A	A
1	GROSS BETA	10.133	0.049	12.770	1.277	0.794	W	A
1	MN54	80.500	9.420	81.150	4.760	0.992	A	A
1	PU238	0.066	0.025	0.071	0.003	0.930	A	A
1	PU239	0.234	0.052	0.229	0.017	1.021	A	A
1	SR90	3.550	0.172	3.481	0.233	1.020	A	A
1	U234	0.109	0.019	0.108	0.006	1.007	A	A
1	U238	0.106	0.019	0.109	0.007	0.970	A	W
1	Ug U	8.300	0.300	8.844	0.581	0.938	A	W

Matrix: SO Soil Bq / kg

1	AM241	4.920	1.170	4.432	0.312	1.110	A	A
1	CS137	654.900	75.700	612.330	30.620	1.070	A	A
1	K40	698.100	78.300	623.330	33.040	1.120	A	A
1	PU239	8.940	1.540	8.948	0.323	0.999	A	A
1	SR90	23.300	2.790	30.596	1.065	0.762	W	A
1	U234	79.100	8.730	92.230	1.300	0.858	W	W
1	U238	83.870	9.210	98.330	3.200	0.853	A	W
1	Ug U	5.650	0.242	7.948	0.125	0.711	A	A

Matrix: VE Vegetation Bq / kg

1	AM241	7.600	0.813	6.915	0.419	1.099	A	A
1	CM244	4.480	0.520	4.308	1.021	1.040	A	A
1	CO60	38.100	4.630	35.300	1.436	1.079	A	A
1	CS137	1124.000	130.000	1030.000	51.800	1.091	A	A
1	K40	1048.000	117.700	898.670	48.230	1.166	A	A
1	PU239	9.710	1.090	11.022	0.430	0.881	A	A
1	SR90	1573.000	12.800	1612.800	48.600	0.975	A	A

Matrix: WA Water Bq / L

1	AM241	0.778	0.091	0.760	0.040	1.024	A	A
1	CO60	216.400	24.200	209.000	7.590	1.035	A	A
1	CS137	47.600	5.170	45.133	2.467	1.055	A	A
1	GROSS ALPHA	1310.000	26.400	1150.000	115.000	1.139	W	A
1	GROSS BETA	8349.000	51.800	7970.000	800.000	1.048	A	A
1	H3	222.600	16.200	207.000	2.690	1.075	A	A
1	NI63	53.000	3.160	45.250	4.530	1.171	W	A
1	PU238	1.068	0.126	1.088	0.058	0.981	A	A
1	PU239	1.724	0.192	1.628	0.114	1.059	A	A

Values for elemental uranium are reported in µg/filter, g, or mL. pCi/g or mL=Bq x 0.027**Evaluation:** A=Acceptable, W=Acceptable with Warning, N=Not Acceptable

If the evaluation system is not appropriate for the types of analyses performed in your lab, apply a site specific evaluation.

QAP 55 Results by Laboratory**Lab:** GE General Engineering Labs, Charleston, SC

No. Test	Radionuclide	Reported Value	Reported Error	EML Value	EML Error	Reported EML	Evaluation	QAP 54 Evaluation
Matrix: WA Water Bq/L								
1	SR90	3.930	0.128	3.729	0.364	1.054	A	A
1	U234	1.022	0.114	1.166	0.062	0.877	W	W
1	U238	0.979	0.110	1.169	0.056	0.837	W	W
1	Ug U	0.082	0.003	0.094	0.003	0.871	W	A

Values for elemental uranium are reported in $\mu\text{g}/\text{filter}$, g, or mL. pCi/g or mL=Bq x 0.027

Evaluation: A=Acceptable, W=Acceptable with Warning, N=Not Acceptable

If the evaluation system is not appropriate for the types of analyses performed in your lab, apply a site specific evaluation.

QAP 55 Results by Laboratory**Lab:** GS USGS/NWQL, Arvada, CO

No. Test	Radionuclide	Reported Value	Reported Error	EML Value	EML Error	Reported EML	Evaluation	QAP 54 Evaluation
Matrix: WA Water Bq/L								
1	GROSS ALPHA	1439.800	58.200	1150.000	115.000	1.252	W	A
1	GROSS BETA	8622.600	48.100	7970.000	800.000	1.082	A	A

Values for elemental uranium are reported in µg/filter, g, or mL. pCi/g or mL=Bq x 0.027

Evaluation: A=Acceptable, W=Acceptable with Warning, N=Not Acceptable

If the evaluation system is not appropriate for the types of analyses performed in your lab, apply a site specific evaluation.

QAP 55 Results by Laboratory**Lab:** GT Georgia Institute of Technology

No. Test	Radionuclide	Reported Value	Reported Error	EML Value	EML Error	Reported EML	Evaluation	QAP 54 Evaluation
Matrix: AI Air Filter Bq / filter								
1	AM241	0.090	0.030	0.088	0.009	1.023	A	A
1	CO60	18.000	2.000	17.500	0.470	1.029	A	A
1	CS134	11.000	1.000	12.950	0.362	0.849	A	A
1	CS137	20.000	3.000	17.100	0.580	1.170	W	A
1	GROSS ALPHA	5.400	1.000	5.362	0.536	1.007	A	A
1	GROSS BETA	10.600	2.000	12.770	1.277	0.830	W	A
1	MN54	95.000	21.000	81.150	4.760	1.171	A	A
1	PU238	0.060	0.020	0.071	0.003	0.845	W	A
1	PU239	0.230	0.050	0.229	0.017	1.004	A	A
1	SR90	3.000	0.300	3.481	0.233	0.862	A	A
1	U238	0.110	0.030	0.109	0.007	1.006	A	A
Matrix: SO Soil Bq / kg								
1	AM241	4.400	1.100	4.432	0.312	0.993	A	A
1	CS137	670.000	170.000	612.330	30.620	1.094	A	A
1	K40	670.000	170.000	623.330	33.040	1.075	A	A
1	PU238	12.000	3.100	12.610	0.312	0.952	A	A
1	PU239	9.000	2.100	8.948	0.323	1.006	A	W
1	SR90	30.000	10.000	30.596	1.065	0.981	A	A
1	U238	102.000	25.000	98.330	3.200	1.037	A	A
Matrix: VE Vegetation Bq / kg								
1	AM241	5.900	1.500	6.915	0.419	0.853	W	A
1	CM244	2.900	0.700	4.308	1.021	0.673	W	A
1	CO60	41.000	4.000	35.300	1.436	1.161	A	A
1	CS137	1300.000	100.000	1030.000	51.800	1.262	W	A
1	K40	1100.000	100.000	898.670	48.230	1.224	A	A
1	PU238	0.900	0.200	0.803	0.082	1.121	A	A
1	PU239	9.900	2.000	11.022	0.430	0.898	A	W
1	SR90	850.000	3.000	1612.800	48.600	0.527	W	A
Matrix: WA Water Bq / L								
1	AM241	0.700	0.200	0.760	0.040	0.921	A	A
1	CO60	210.000	28.000	209.000	7.590	1.005	A	A
1	CS137	48.000	12.000	45.133	2.467	1.064	A	A
1	GROSS ALPHA	1100.000	100.000	1150.000	115.000	0.957	A	A
1	GROSS BETA	7300.000	700.000	7970.000	800.000	0.916	A	A
1	H3	210.000	10.000	207.000	2.690	1.014	A	A
1	PU238	1.000	0.300	1.088	0.058	0.919	A	W
1	PU239	1.600	0.500	1.628	0.114	0.983	A	A
1	SR90	4.000	0.800	3.729	0.364	1.073	A	A
1	U238	1.100	0.300	1.169	0.056	0.941	A	A

Values for elemental uranium are reported in µg/filter, g, or mL.**pCi/g or mL=Bq x 0.027****Evaluation:** A=Acceptable, W=Acceptable with Warning, N=Not Acceptable

If the evaluation system is not appropriate for the types of analyses performed in your lab, apply a site specific evaluation.

QAP 55 Results by Laboratory**Lab:** HC Lawrence Livermore Laboratory, California

No. Test	Radionuclide	Reported Value	Reported Error	EML Value	EML Error	Reported EML	Evaluation	QAP 54 Evaluation
Matrix: AI Air Filter Bq / filter								
1	GROSS ALPHA	6.000	1.200	5.362	0.536	1.119	A	A
1	GROSS BETA	13.400	1.600	12.770	1.277	1.049	A	A
Matrix: WA Water Bq / L								
1	GROSS ALPHA	1750.000	230.000	1150.000	115.000	1.522	N	A
1	GROSS BETA	****.***	1100.000	7970.000	800.000	1.518	N	A
1	H3	212.000	31.000	207.000	2.690	1.024	A	A

Values for elemental uranium are reported in µg/filter, g, or mL. pCi/g or mL=Bq x 0.027

Evaluation: A=Acceptable, W=Acceptable with Warning, N=Not Acceptable

If the evaluation system is not appropriate for the types of analyses performed in your lab, apply a site specific evaluation.

QAP 55 Results by Laboratory**Lab:** HT Technical University, Budapest, Hungary

No. Test	Radionuclide	Reported Value	Reported Error	EML Value	EML Error	Reported EML	Evaluation	QAP 54 Evaluation
Matrix: SO Soil Bq/kg								
1	Bq U	232.000	20.000	194.230	3.760	1.194	W	A
1	U234	119.100	10.000	92.230	1.300	1.291	N	A
1	U238	112.500	10.000	98.330	3.200	1.144	W	A
1	Ug U	9.100	0.700	7.948	0.125	1.145	W	A
Matrix: WA Water Bq/L								
1	Bq U	2.500	0.150	2.372	0.118	1.054	A	A
1	U234	1.180	0.100	1.166	0.062	1.012	A	A
1	U238	1.130	0.100	1.169	0.056	0.967	A	A
1	Ug U	0.091	0.006	0.094	0.003	0.964	A	A

Values for elemental uranium are reported in µg/filter, g, or mL. pCi/g or mL=Bq x 0.027

Evaluation: A=Acceptable, W=Acceptable with Warning, N=Not Acceptable

If the evaluation system is not appropriate for the types of analyses performed in your lab, apply a site specific evaluation.

QAP 55 Results by Laboratory**Lab:** HU Water Resources Research Centre (VITUKI), Hungary

No. Test	Radionuclide	Reported Value	Reported Error	EML Value	EML Error	Reported EML	Evaluation	QAP 54 Evaluation
Matrix: AI Air Filter Bq / filter								
1	CO60	16.200	0.600	17.500	0.470	0.926	A	A
1	CS134	10.200	0.300	12.950	0.362	0.788	W	W
1	CS137	16.100	1.000	17.100	0.580	0.942	A	A
1	MN54	78.400	3.700	81.150	4.760	0.966	A	A
Matrix: SO Soil Bq / kg								
1	AC228	53.300	1.200	59.570	2.090	0.895	A	A
1	AM241	3.600	1.100	4.432	0.312	0.812	W	N
1	BI212	35.200	2.000	62.067	5.152	0.567	A	A
1	BI214	35.300	1.100	36.900	1.530	0.957	A	W
1	CS137	595.000	17.000	612.330	30.620	0.972	A	A
1	K40	620.000	25.000	623.330	33.040	0.995	A	A
1	PB212	50.300	1.400	58.330	3.130	0.862	W	A
1	PB214	37.600	1.000	39.670	1.720	0.948	A	A
1	TH234	100.900	6.700	100.067	6.204	1.008	A	A
Matrix: VE Vegetation Bq / kg								
1	AM241	10.300	1.200	6.915	0.419	1.490	W	A
1	CO60	35.400	0.900	35.300	1.436	1.003	A	A
1	CS137	1047.000	27.000	1030.000	51.800	1.017	A	A
1	K40	973.000	66.000	898.670	48.230	1.083	A	A
Matrix: WA Water Bq / L								
1	CO60	181.100	3.800	209.000	7.590	0.867	W	W
1	CS137	39.500	1.300	45.133	2.467	0.875	W	W
1	GROSS BETA	5445.000	65.000	7970.000	800.000	0.683	W	A

Values for elemental uranium are reported in µg/filter, g, or mL. pCi/g or mL=Bq x 0.027

Evaluation: A=Acceptable, W=Acceptable with Warning, N=Not Acceptable

If the evaluation system is not appropriate for the types of analyses performed in your lab, apply a site specific evaluation.

QAP 55 Results by Laboratory**Lab:** ID Institute of Radiation Protection and Dosimetry, IRD/ CNEN, Brazil

No. Test	Radionuclide	Reported Value	Reported Error	EML Value	EML Error	Reported EML	Evaluation	QAP 54 Evaluation
Matrix: AI Air Filter Bq / filter								
1	CO60	18.300	0.922	17.500	0.470	1.046	A	A
1	CS134	14.410	0.722	12.950	0.362	1.113	W	A
1	CS137	19.730	0.990	17.100	0.580	1.154	A	A
1	MN54	88.563	4.431	81.150	4.760	1.091	A	A
1	PU238	0.160	0.037	0.071	0.003	2.254	N	A
1	PU239	0.453	0.055	0.229	0.017	1.977	N	W
1	SR90	5.927	0.398	3.481	0.233	1.703	W	A
1	Ug U	18.833	0.964	8.844	0.581	2.129	N	N

Matrix: SO Soil Bq / kg

1	AC228	51.237	2.809	59.570	2.090	0.860	W	W
1	AM241	5.193	0.401	4.432	0.312	1.172	A	A
1	BI212	31.537	2.039	62.067	5.152	0.508	W	W
1	BI214	31.687	1.632	36.900	1.530	0.859	W	W
1	CS137	589.567	29.642	612.330	30.620	0.963	A	A
1	K40	595.100	32.365	623.330	33.040	0.955	A	A
1	PB212	53.127	2.820	58.330	3.130	0.911	A	A
1	PB214	37.710	1.932	39.670	1.720	0.951	A	W
1	PU239	8.497	0.506	8.948	0.323	0.950	A	A
1	SR90	33.130	1.907	30.596	1.065	1.083	A	A
1	TH234	96.853	5.496	100.067	6.204	0.968	A	A
1	Ug U	5.900	0.545	7.948	0.125	0.742	A	A

Matrix: VE Vegetation Bq / kg

1	AM241	7.527	0.424	6.915	0.419	1.089	A	A
1	CO60	36.577	1.874	35.300	1.436	1.036	A	A
1	CS137	1209.000	60.747	1030.000	51.800	1.174	A	A
1	K40	990.100	54.515	898.670	48.230	1.102	A	A
1	PU239	10.273	0.727	11.022	0.430	0.932	A	W
1	SR90	1266.670	85.700	1612.800	48.600	0.785	A	A

Values for elemental uranium are reported in µg/filter, g, or mL. pCi/g or mL=Bq x 0.027**Evaluation:** A=Acceptable, W=Acceptable with Warning, N=Not Acceptable

If the evaluation system is not appropriate for the types of analyses performed in your lab, apply a site specific evaluation.

QAP 55 Results by Laboratory**Lab:** IL ISU Environmental Assessment Laboratory, Pocatello, ID

No. Test	Radionuclide	Reported Value	Reported Error	EML Value	EML Error	Reported EML	Evaluation	QAP 54 Evaluation
Matrix: AI Air Filter Bq / filter								
1	CO60	18.900	0.200	17.500	0.470	1.080	A	A
1	CS134	13.800	0.100	12.950	0.362	1.066	A	A
1	CS137	19.300	0.300	17.100	0.580	1.129	A	A
1	GROSS ALPHA	5.020	0.040	5.362	0.536	0.936	A	A
1	GROSS BETA	10.810	0.060	12.770	1.277	0.847	W	A
1	MN54	89.200	1.300	81.150	4.760	1.099	A	A

Matrix: WA Water Bq / L

1	CO60	215.100	2.200	209.000	7.590	1.029	A	A
1	CS137	48.200	0.600	45.133	2.467	1.068	A	A
1	GROSS ALPHA	830.500	16.900	1150.000	115.000	0.722	W	A
1	GROSS BETA	7569.500	45.000	7970.000	800.000	0.950	A	A

Values for elemental uranium are reported in $\mu\text{g}/\text{filter}$, g, or mL. pCi/g or $\text{mL}=\text{Bq} \times 0.027$

Evaluation: A=Acceptable, W=Acceptable with Warning, N=Not Acceptable

If the evaluation system is not appropriate for the types of analyses performed in your lab, apply a site specific evaluation.

QAP 55 Results by Laboratory**Lab:** IN INEEL INTECH Radioanalytical Laboratory

No. Test	Radionuclide	Reported Value	Reported Error	EML Value	EML Error	Reported EML	Evaluation	QAP 54 Evaluation
Matrix: AI Air Filter Bq / filter								
1	CO60	17.700	1.700	17.500	0.470	1.011	A	A
1	CS134	13.200	2.100	12.950	0.362	1.019	A	
1	CS137	17.900	1.500	17.100	0.580	1.047	A	A
1	MN54	85.200	5.800	81.150	4.760	1.050	A	A
Matrix: SO Soil Bq / kg								
1	AC228	55.600	6.600	59.570	2.090	0.933	A	
1	AM241	7.800	0.700	4.432	0.312	1.760	W	A
1	BI212	43.800	7.200	62.067	5.152	0.706	A	
1	BI214	33.300	5.400	36.900	1.530	0.902	A	
1	CS137	613.000	10.400	612.330	30.620	1.001	A	
1	K40	624.300	100.100	623.330	33.040	1.002	A	
1	PB212	58.900	3.700	58.330	3.130	1.010	A	
1	PB214	38.300	4.200	39.670	1.720	0.965	A	
1	PU238	12.300	0.600	12.610	0.312	0.975	A	
1	PU239	9.300	0.400	8.948	0.323	1.039	A	A
1	SR90	42.800	4.500	30.596	1.065	1.399	A	A
Matrix: WA Water Bq / L								
1	AM241	0.770	0.060	0.760	0.040	1.014	A	A
1	Bq U	2.080	0.030	2.372	0.118	0.877	W	A
1	CO60	224.300	9.300	209.000	7.590	1.073	A	A
1	CS137	49.300	3.300	45.133	2.467	1.092	A	A
1	PU238	1.230	0.050	1.088	0.058	1.130	W	A
1	PU239	1.710	0.130	1.628	0.114	1.050	A	W
1	SR90	4.900	0.340	3.729	0.364	1.314	W	A
1	U238	1.010	0.010	1.169	0.056	0.864	W	A

Values for elemental uranium are reported in µg/filter, g, or mL. pCi/g or mL=Bq x 0.027
Evaluation: A=Acceptable, W=Acceptable with Warning, N=Not Acceptable

If the evaluation system is not appropriate for the types of analyses performed in your lab, apply a site specific evaluation.

QAP 55 Results by Laboratory**Lab:** IO Illinois Department of Nuclear Safety

No. Test	Radionuclide	Reported Value	Reported Error	EML Value	EML Error	Reported EML	Evaluation	QAP 54 Evaluation
Matrix: AI Air Filter Bq / filter								
1	CO60	16.940	2.420	17.500	0.470	0.968	A	
1	CS134	13.160	1.660	12.950	0.362	1.016	A	
1	CS137	17.000	3.630	17.100	0.580	0.994	A	
1	GROSS ALPHA	5.790	0.160	5.362	0.536	1.080	A	
1	GROSS BETA	11.270	0.190	12.770	1.277	0.883	A	
1	MN54	78.770	14.300	81.150	4.760	0.971	A	
1	SR90	3.110	0.130	3.481	0.233	0.893	A	
Matrix: SO Soil Bq / kg								
1	AC228	66.600	23.140	59.570	2.090	1.118	A	
1	BI214	39.310	16.550	36.900	1.530	1.065	A	
1	CS137	607.080	109.050	612.330	30.620	0.991	A	
1	K40	568.140	149.230	623.330	33.040	0.911	A	
1	PB212	54.580	11.980	58.330	3.130	0.936	A	
1	PB214	36.630	13.270	39.670	1.720	0.923	A	
Matrix: VE Vegetation Bq / kg								
1	CO60	39.000	11.000	35.300	1.436	1.105	A	
1	CS137	1167.000	178.000	1030.000	51.800	1.133	A	
1	K40	841.000	227.000	898.670	48.230	0.936	A	
1	SR90	1158.000	355.000	1612.800	48.600	0.718	W	
Matrix: WA Water Bq / L								
1	Bq U	2.300	0.200	2.372	0.118	0.970	A	
1	CO60	211.730	11.120	209.000	7.590	1.013	A	
1	CS137	47.990	5.500	45.133	2.467	1.063	A	
1	GROSS ALPHA	1161.000	250.000	1150.000	115.000	1.010	A	
1	GROSS BETA	7558.000	419.000	7970.000	800.000	0.948	A	
1	H3	302.000	12.000	207.000	2.690	1.459	W	
1	SR90	3.510	0.760	3.729	0.364	0.941	A	

Values for elemental uranium are reported in µg/filter, g, or mL. pCi/g or mL=Bq x 0.027
Evaluation: A=Acceptable, W=Acceptable with Warning, N=Not Acceptable

If the evaluation system is not appropriate for the types of analyses performed in your lab, apply a site specific evaluation.

QAP 55 Results by Laboratory**Lab:** IS Severn Trent Laboratories - St. Louis

No. Test	Radionuclide	Reported Value	Reported Error	EML Value	EML Error	Reported EML	Evaluation	QAP 54 Evaluation
Matrix: AI Air Filter Bq / filter								
1	AM241	0.081	0.016	0.088	0.009	0.920	A	A
1	CO60	17.800	1.300	17.500	0.470	1.017	A	A
1	CS134	11.400	0.900	12.950	0.362	0.880	A	A
1	CS137	18.200	2.800	17.100	0.580	1.064	A	A
1	GROSS ALPHA	6.590	0.310	5.362	0.536	1.229	A	N
1	GROSS BETA	12.400	0.600	12.770	1.277	0.971	A	A
1	MN54	88.000	14.800	81.150	4.760	1.084	A	A
1	PU238	0.076	0.015	0.071	0.003	1.072	A	W
1	PU239	0.248	0.048	0.229	0.017	1.082	A	A
1	U234	0.097	0.019	0.108	0.006	0.896	W	A
1	U238	0.094	0.019	0.109	0.007	0.860	W	A
1	Ug U	6.570	2.830	8.844	0.581	0.743	W	N

Matrix: SO Soil Bq / kg

1	AC228	38.100	12.500	59.570	2.090	0.640	N	W
1	AM241	4.570	0.680	4.432	0.312	1.031	A	W
1	BI212	85.500	26.500	62.067	5.152	1.378	N	A
1	BI214	35.500	8.600	36.900	1.530	0.962	A	W
1	CS137	675.000	113.000	612.330	30.620	1.102	A	A
1	K40	639.000	84.000	623.330	33.040	1.025	A	A
1	PB212	40.400	13.900	58.330	3.130	0.693	N	A
1	PB214	40.500	8.000	39.670	1.720	1.021	A	W
1	PU239	9.120	0.910	8.948	0.323	1.019	A	A
1	SR90	31.900	6.600	30.596	1.065	1.043	A	A
1	TH234	108.000	20.000	100.067	6.204	1.079	A	A
1	U234	80.100	5.500	92.230	1.300	0.868	A	W
1	U238	86.600	6.300	98.330	3.200	0.881	A	A

Matrix: VE Vegetation Bq / kg

1	AM241	7.620	0.160	6.915	0.419	1.102	A	W
1	CM244	3.630	0.860	4.308	1.021	0.843	A	A
1	CO60	30.600	4.400	35.300	1.436	0.867	W	A
1	CS137	1072.000	130.000	1030.000	51.800	1.041	A	A
1	K40	917.000	115.000	898.670	48.230	1.020	A	A
1	PU239	11.800	2.400	11.022	0.430	1.071	A	N
1	SR90	1626.000	146.000	1612.800	48.600	1.008	A	N

Matrix: WA Water Bq / L

1	AM241	0.682	0.128	0.760	0.040	0.898	W	A
1	CO60	214.000	17.000	209.000	7.590	1.024	A	A
1	CS137	49.200	6.700	45.133	2.467	1.090	A	A
1	GROSS ALPHA	1049.000	5.000	1150.000	115.000	0.912	A	W
1	GROSS BETA	7770.000	523.000	7970.000	800.000	0.975	A	A

Values for elemental uranium are reported in µg/filter, g, or mL. pCi/g or mL=Bq x 0.027**Evaluation:** A=Acceptable, W=Acceptable with Warning, N=Not Acceptable

If the evaluation system is not appropriate for the types of analyses performed in your lab, apply a site specific evaluation.

QAP 55 Results by Laboratory**Lab:** IS Severn Trent Laboratories - St. Louis

No. Test	Radionuclide	Reported Value	Reported Error	EML Value	EML Error	Reported EML	Evaluation	QAP 54 Evaluation
Matrix: WA Water Bq/L								
1	H3	213.000	16.000	207.000	2.690	1.029	A	A
1	PU238	1.038	0.199	1.088	0.058	0.954	A	A
1	PU239	1.670	0.320	1.628	0.114	1.026	A	A
1	SR90	4.510	0.930	3.729	0.364	1.209	W	A
1	U234	0.998	0.191	1.166	0.062	0.856	W	A
1	U238	1.025	0.197	1.169	0.056	0.877	W	A
1	Ug U	0.086	0.000	0.094	0.003	0.909	A	A

Values for elemental uranium are reported in µg/filter, g, or mL. pCi/g or mL=Bq x 0.027

Evaluation: A=Acceptable, W=Acceptable with Warning, N=Not Acceptable

If the evaluation system is not appropriate for the types of analyses performed in your lab, apply a site specific evaluation.

QAP 55 Results by Laboratory**Lab:** IT STL Inc. Richland Washington

No. Test	Radionuclide	Reported Value	Reported Error	EML Value	EML Error	Reported EML	Evaluation	QAP 54 Evaluation
Matrix: AI Air Filter Bq / filter								
1	AM241	0.100	0.010	0.088	0.009	1.136	A	W
1	CO60	18.000	1.000	17.500	0.470	1.029	A	A
1	CS134	14.000	1.000	12.950	0.362	1.081	A	A
1	CS137	20.000	1.000	17.100	0.580	1.170	W	A
1	GROSS ALPHA	5.300	0.500	5.362	0.536	0.988	A	A
1	GROSS BETA	12.500	1.000	12.770	1.277	0.979	A	A
1	MN54	92.000	5.000	81.150	4.760	1.134	A	A
1	PU238	0.070	0.006	0.071	0.003	0.986	A	A
1	PU239	0.240	0.020	0.229	0.017	1.048	A	W
1	SR90	3.400	0.400	3.481	0.233	0.977	A	A
1	Ug U	8.800	0.700	8.844	0.581	0.995	A	A

Matrix: SO Soil Bq / kg

1	AC228	72.000	5.000	59.570	2.090	1.209	A	W
1	AM241	5.300	0.600	4.432	0.312	1.196	A	A
1	BI212	80.000	9.000	62.067	5.152	1.289	N	W
1	BI214	43.000	3.000	36.900	1.530	1.165	A	A
1	CS137	730.000	43.000	612.330	30.620	1.192	W	W
1	K40	678.000	42.000	623.330	33.040	1.088	A	A
1	PB212	74.000	5.000	58.330	3.130	1.269	W	W
1	PB214	46.000	3.000	39.670	1.720	1.160	A	A
1	PU239	9.400	0.900	8.948	0.323	1.051	A	A
1	TH234	108.000	30.000	100.067	6.204	1.079	A	N
1	Ug U	7.000	0.600	7.948	0.125	0.881	A	W

Matrix: VE Vegetation Bq / kg

1	AM241	7.200	0.600	6.915	0.419	1.041	A	W
1	CM244	2.800	0.300	4.308	1.021	0.650	W	A
1	CO60	42.000	3.000	35.300	1.436	1.190	A	A
1	CS137	1170.000	69.000	1030.000	51.800	1.136	A	A
1	K40	964.000	61.000	898.670	48.230	1.073	A	A
1	PU239	10.700	0.800	11.022	0.430	0.971	A	A
1	SR90	1640.000	187.000	1612.800	48.600	1.017	A	A

Matrix: WA Water Bq / L

1	AM241	0.890	0.080	0.760	0.040	1.172	A	W
1	CO60	152.000	9.000	209.000	7.590	0.727	N	A
1	CS137	33.000	2.000	45.133	2.467	0.731	N	A
1	GROSS ALPHA	951.000	104.000	1150.000	115.000	0.827	A	A
1	GROSS BETA	7670.000	524.000	7970.000	800.000	0.962	A	A
1	H3	213.000	5.000	207.000	2.690	1.029	A	A
1	PU238	1.110	0.090	1.088	0.058	1.020	A	A
1	PU239	1.680	0.100	1.628	0.114	1.032	A	A

Values for elemental uranium are reported in µg/filter, g, or mL. pCi/g or mL=Bq x 0.027**Evaluation:** A=Acceptable, W=Acceptable with Warning, N=Not Acceptable

If the evaluation system is not appropriate for the types of analyses performed in your lab, apply a site specific evaluation.

QAP 55 Results by Laboratory**Lab:** IT STL Inc. Richland Washington

No. Test	Radionuclide	Reported Value	Reported Error	EML Value	EML Error	Reported EML	Evaluation	QAP 54 Evaluation
Matrix: WA Water Bq/L								
1	SR90	3.950	0.500	3.729	0.364	1.059	A	A
1	Ug U	0.084	0.010	0.094	0.003	0.890	W	A

Values for elemental uranium are reported in µg/filter, g, or mL. pCi/g or mL=Bq x 0.027

Evaluation: A=Acceptable, W=Acceptable with Warning, N=Not Acceptable

If the evaluation system is not appropriate for the types of analyses performed in your lab, apply a site specific evaluation.

QAP 55 Results by Laboratory**Lab:** JL Jefferson Lab, Newport News, VA

No. Test	Radionuclide	Reported Value	Reported Error	EML Value	EML Error	Reported EML	Evaluation	QAP 54 Evaluation
Matrix: AI Air Filter Bq / filter								
1	CO60	18.500	0.800	17.500	0.470	1.057	A	A
2	CO60	20.300	0.800	17.500	0.470	1.160	W	A
3	CO60	19.000	0.600	17.500	0.470	1.086	A	A
2	CS134	11.700	0.600	12.950	0.362	0.903	A	A
1	CS134	12.500	0.600	12.950	0.362	0.965	A	A
3	CS134	13.000	0.500	12.950	0.362	1.004	A	A
3	CS137	20.000	0.900	17.100	0.580	1.170	W	A
1	CS137	19.300	1.000	17.100	0.580	1.129	A	A
2	CS137	18.700	1.000	17.100	0.580	1.094	A	A
3	MN54	94.000	3.300	81.150	4.760	1.158	A	A
1	MN54	92.100	3.500	81.150	4.760	1.135	A	A
2	MN54	90.900	3.500	81.150	4.760	1.120	A	A

Matrix: WA Water Bq / L

3	CO60	205.000	6.000	209.000	7.590	0.981	A	A
2	CO60	207.000	6.000	209.000	7.590	0.990	A	A
1	CO60	210.000	5.000	209.000	7.590	1.005	A	A
1	CS137	47.500	3.000	45.133	2.467	1.052	A	A
2	CS137	47.400	2.000	45.133	2.467	1.050	A	A
3	CS137	47.700	3.000	45.133	2.467	1.057	A	A

Values for elemental uranium are reported in µg/filter, g, or mL. pCi/g or mL=Bq x 0.027
Evaluation: A=Acceptable, W=Acceptable with Warning, N=Not Acceptable

If the evaluation system is not appropriate for the types of analyses performed in your lab, apply a site specific evaluation.

QAP 55 Results by Laboratory**Lab:** KA Knolls Atomic Power Lab, Schenectady

No. Test	Radionuclide	Reported Value	Reported Error	EML Value	EML Error	Reported EML	Evaluation	QAP 54 Evaluation
Matrix: AI Air Filter Bq / filter								
1	GROSS ALPHA	4.790	0.190	5.362	0.536	0.893	A	A
1	GROSS BETA	11.440	0.230	12.770	1.277	0.896	A	W
Matrix: SO Soil Bq / kg								
1	CS137	619.700	36.680	612.330	30.620	1.012	A	A
1	K40	597.970	154.250	623.330	33.040	0.959	A	A
1	PU239	9.030	0.250	8.948	0.323	1.009	A	A
1	SR90	30.070	4.040	30.596	1.065	0.983	A	A
Matrix: WA Water Bq / L								
1	CO60	201.570	15.680	209.000	7.590	0.964	A	A
1	CS137	45.070	5.320	45.133	2.467	0.999	A	A
1	GROSS ALPHA	1188.130	122.760	1150.000	115.000	1.033	A	A
1	GROSS BETA	7207.670	248.330	7970.000	800.000	0.904	A	A
1	H3	234.170	21.590	207.000	2.690	1.131	A	A
1	PU239	1.840	0.020	1.628	0.114	1.130	W	W
1	SR90	3.690	0.610	3.729	0.364	0.990	A	A
1	Ug U	0.087	0.001	0.094	0.003	0.923	A	A

Values for elemental uranium are reported in µg/filter, g, or mL. pCi/g or mL=Bq x 0.027

Evaluation: A=Acceptable, W=Acceptable with Warning, N=Not Acceptable

If the evaluation system is not appropriate for the types of analyses performed in your lab, apply a site specific evaluation.

QAP 55 Results by Laboratory**Lab:** KE Ulsin NPP Environmental Radiation Laboratory, South Korea

No. Test	Radionuclide	Reported Value	Reported Error	EML Value	EML Error	Reported EML	Evaluation	QAP 54 Evaluation
Matrix: AI Air Filter Bq / filter								
1	CO60	17.640	1.350	17.500	0.470	1.008	A	A
1	CS134	11.300	0.870	12.950	0.362	0.873	A	N
1	CS137	19.720	1.540	17.100	0.580	1.153	A	A
1	MN54	93.260	7.120	81.150	4.760	1.149	A	A
1	SR90	3.810	0.130	3.481	0.233	1.095	A	A
Matrix: SO Soil Bq / kg								
1	CS137	582.080	4.270	612.330	30.620	0.951	A	A
1	K40	578.730	4.490	623.330	33.040	0.928	A	A
1	SR90	31.500	1.120	30.596	1.065	1.030	A	A
Matrix: VE Vegetation Bq / kg								
1	CO60	36.970	0.150	35.300	1.436	1.047	A	A
1	CS137	969.810	4.280	1030.000	51.800	0.942	A	A
1	K40	950.990	3.710	898.670	48.230	1.058	A	A
1	SR90	1688.250	21.190	1612.800	48.600	1.047	A	A

Values for elemental uranium are reported in $\mu\text{g}/\text{filter}$, g, or mL. pCi/g or mL=Bq x 0.027
Evaluation: A=Acceptable, W=Acceptable with Warning, N=Not Acceptable

If the evaluation system is not appropriate for the types of analyses performed in your lab, apply a site specific evaluation.

QAP 55 Results by Laboratory**Lab:** KR Korea Atomic Energy Research Institute

No. Test	Radionuclide	Reported Value	Reported Error	EML Value	EML Error	Reported EML	Evaluation	QAP 54 Evaluation
Matrix: AI Air Filter Bq / filter								
1	CO60	18.200	0.700	17.500	0.470	1.040	A	W
4	CO60	18.000	0.800	17.500	0.470	1.029	A	W
5	CO60	17.600	0.800	17.500	0.470	1.006	A	W
2	CO60	17.400	0.700	17.500	0.470	0.994	A	W
3	CO60	18.000	0.800	17.500	0.470	1.029	A	W
1	CS134	13.000	0.600	12.950	0.362	1.004	A	W
2	CS134	12.600	0.500	12.950	0.362	0.973	A	W
4	CS134	12.700	0.600	12.950	0.362	0.981	A	W
5	CS134	12.400	0.500	12.950	0.362	0.958	A	W
3	CS134	13.100	0.600	12.950	0.362	1.012	A	W
5	CS137	20.000	0.900	17.100	0.580	1.170	W	W
4	CS137	20.300	0.900	17.100	0.580	1.187	W	W
3	CS137	19.800	0.900	17.100	0.580	1.158	A	W
2	CS137	18.400	0.700	17.100	0.580	1.076	A	W
1	CS137	18.600	0.700	17.100	0.580	1.088	A	W
1	GROSS ALPHA	5.080	0.060	5.362	0.536	0.947	A	A
1	GROSS BETA	11.280	0.060	12.770	1.277	0.883	A	A
3	MN54	91.800	3.800	81.150	4.760	1.131	A	W
2	MN54	85.700	3.200	81.150	4.760	1.056	A	W
1	MN54	85.800	3.300	81.150	4.760	1.057	A	W

Matrix: SO Soil Bq / kg

5	CS137	633.700	25.600	612.330	30.620	1.035	A	A
1	CS137	636.500	26.800	612.330	30.620	1.039	A	A
2	CS137	629.700	27.100	612.330	30.620	1.028	A	A
4	CS137	628.600	26.200	612.330	30.620	1.027	A	A
3	CS137	634.300	13.700	612.330	30.620	1.036	A	A
1	K40	641.600	47.800	623.330	33.040	1.029	A	W
3	K40	656.200	36.200	623.330	33.040	1.053	A	W
2	K40	637.200	36.700	623.330	33.040	1.022	A	W
5	K40	653.900	33.000	623.330	33.040	1.049	A	W
4	K40	655.600	67.900	623.330	33.040	1.052	A	W

Matrix: VE Vegetation Bq / kg

2	CO60	39.700	1.800	35.300	1.436	1.125	A	A
1	CO60	40.800	4.500	35.300	1.436	1.156	A	A
4	CO60	38.000	3.800	35.300	1.436	1.076	A	A
5	CO60	38.400	1.400	35.300	1.436	1.088	A	A
3	CO60	38.500	2.500	35.300	1.436	1.091	A	A
1	CS137	1216.300	50.500	1030.000	51.800	1.181	A	A
2	CS137	1218.300	53.100	1030.000	51.800	1.183	A	A
5	CS137	1213.900	52.400	1030.000	51.800	1.179	A	A
4	CS137	1214.800	51.700	1030.000	51.800	1.179	A	A
3	CS137	1219.300	52.300	1030.000	51.800	1.184	A	A
3	K40	1045.000	54.300	898.670	48.230	1.163	A	A

Values for elemental uranium are reported in µg/filter, g, or mL. pCi/g or mL=Bq x 0.027**Evaluation:** A=Acceptable, W=Acceptable with Warning, N=Not Acceptable

If the evaluation system is not appropriate for the types of analyses performed in your lab, apply a site specific evaluation.

QAP 55 Results by Laboratory**Lab:** KR Korea Atomic Energy Research Institute

No. Test	Radionuclide	Reported Value	Reported Error	EML Value	EML Error	Reported EML	Evaluation	QAP 54 Evaluation
Matrix: VE Vegetation Bq/kg								
2	K40	1055.400	59.800	898.670	48.230	1.174	A	A
4	K40	1055.100	64.400	898.670	48.230	1.174	A	A
5	K40	1052.900	31.400	898.670	48.230	1.172	A	A
1	K40	1058.700	77.500	898.670	48.230	1.178	A	A

Values for elemental uranium are reported in $\mu\text{g}/\text{filter}$, g, or mL. pCi/g or mL=Bq x 0.027

Evaluation: A=Acceptable, W=Acceptable with Warning, N=Not Acceptable

If the evaluation system is not appropriate for the types of analyses performed in your lab, apply a site specific evaluation.

QAP 55 Results by Laboratory**Lab:** KS Radiochemistry Laboratory, DHEL, KDHE, Kansas

No. Test	Radionuclide	Reported Value	Reported Error	EML Value	EML Error	Reported EML	Evaluation	QAP 54 Evaluation
Matrix: AI Air Filter Bq / filter								
1	CO60	18.000	1.000	17.500	0.470	1.029	A	
1	CS134	12.000	1.000	12.950	0.362	0.927	A	
1	CS137	17.000	1.000	17.100	0.580	0.994	A	
1	MN54	83.000	6.000	81.150	4.760	1.023	A	
Matrix: SO Soil Bq / kg								
1	AC228	54.000	2.000	59.570	2.090	0.906	A	
1	AM241	6.000	1.000	4.432	0.312	1.354	A	
1	CS137	564.000	28.000	612.330	30.620	0.921	A	
1	K40	615.000	18.000	623.330	33.040	0.987	A	
Matrix: VE Vegetation Bq / kg								
1	AM241	7.000	1.000	6.915	0.419	1.012	A	
1	CO60	38.000	2.000	35.300	1.436	1.076	A	
1	CS137	1025.000	52.000	1030.000	51.800	0.995	A	
1	K40	862.000	26.000	898.670	48.230	0.959	A	
Matrix: WA Water Bq / L								
1	CO60	219.000	4.000	209.000	7.590	1.048	A	
1	CS137	45.100	2.300	45.133	2.467	0.999	A	
1	GROSS ALPHA	908.000	10.000	1150.000	115.000	0.790	A	
1	GROSS BETA	7315.000	35.000	7970.000	800.000	0.918	A	
1	H3	228.000	11.000	207.000	2.690	1.101	A	

Values for elemental uranium are reported in µg/filter, g, or mL. pCi/g or mL=Bq x 0.027
Evaluation: A=Acceptable, W=Acceptable with Warning, N=Not Acceptable

If the evaluation system is not appropriate for the types of analyses performed in your lab, apply a site specific evaluation.

QAP 55 Results by Laboratory**Lab:** LA Los Alamos National Laboratory, NM

No. Test	Radionuclide	Reported Value	Reported Error	EML Value	EML Error	Reported EML	Evaluation	QAP 54 Evaluation
Matrix: SO Soil Bq/kg								
2	AM241	4.481	0.200	4.432	0.312	1.011	A	A
1	AM241	4.703	0.266	4.432	0.312	1.061	A	A
3	AM241	4.595	0.170	4.432	0.312	1.037	A	A
1	PU239	9.191	0.241	8.948	0.323	1.027	A	A
3	PU239	9.505	0.281	8.948	0.323	1.062	A	A
2	PU239	9.587	0.278	8.948	0.323	1.071	A	A
3	Ug U	7.670	0.274	7.948	0.125	0.965	A	A
2	Ug U	7.261	0.258	7.948	0.125	0.914	A	A
1	Ug U	7.445	0.252	7.948	0.125	0.937	A	A

Matrix: VE Vegetation Bq/kg

3	AM241	6.951	0.170	6.915	0.419	1.005	A	A
2	AM241	7.011	0.181	6.915	0.419	1.014	A	A
1	AM241	13.966	0.296	6.915	0.419	2.020	W	A
1	PU238	0.832	0.052	0.803	0.082	1.037	A	
2	PU238	0.832	0.048	0.803	0.082	1.037	A	
3	PU238	0.807	0.044	0.803	0.082	1.004	A	
3	PU239	10.799	0.355	11.022	0.430	0.980	A	A
1	PU239	11.262	0.381	11.022	0.430	1.022	A	A
2	PU239	11.236	0.374	11.022	0.430	1.019	A	A

Matrix: WA Water Bq/L

3	AM241	0.705	0.021	0.760	0.040	0.929	A	A
1	AM241	0.708	0.019	0.760	0.040	0.932	A	A
2	AM241	0.698	0.019	0.760	0.040	0.919	A	A
3	GROSS ALPHA	1768.400	373.700	1150.000	115.000	1.538	N	A
2	GROSS ALPHA	1761.000	370.000	1150.000	115.000	1.531	N	A
1	GROSS ALPHA	1764.700	373.700	1150.000	115.000	1.535	N	A
3	H3	86.580	22.200	207.000	2.690	0.418	N	A
2	H3	96.570	22.940	207.000	2.690	0.467	N	A
1	H3	79.920	21.830	207.000	2.690	0.386	N	A
1	PU238	1.120	0.037	1.088	0.058	1.029	A	A
2	PU238	1.168	0.041	1.088	0.058	1.073	A	A
3	PU238	1.128	0.038	1.088	0.058	1.037	A	A
1	PU239	1.744	0.056	1.628	0.114	1.071	A	A
3	PU239	1.763	0.057	1.628	0.114	1.083	A	A
2	PU239	1.776	0.060	1.628	0.114	1.091	A	A

Values for elemental uranium are reported in µg/filter, g, or mL. pCi/g or mL=Bq x 0.027**Evaluation:** A=Acceptable, W=Acceptable with Warning, N=Not Acceptable

If the evaluation system is not appropriate for the types of analyses performed in your lab, apply a site specific evaluation.

QAP 55 Results by Laboratory**Lab:** LB Lawrence Berkeley Lab UCB

No. Test	Radionuclide	Reported Value	Reported Error	EML Value	EML Error	Reported EML	Evaluation	QAP 54 Evaluation
Matrix: AI Air Filter Bq / filter								
1	CO60	16.000	1.000	17.500	0.470	0.914	A	A
1	CS134	13.000	1.000	12.950	0.362	1.004	A	A
1	CS137	16.000	1.000	17.100	0.580	0.936	A	A
2	GROSS ALPHA	5.200	0.300	5.362	0.536	0.970	A	A
1	GROSS BETA	11.800	0.600	12.770	1.277	0.924	A	A
1	MN54	764.000	6.000	81.150	4.760	9.415	N	A
Matrix: SO Soil Bq / kg								
1	AC228	54.000	6.000	59.570	2.090	0.906	A	N
1	AM241	7.880	1.710	4.432	0.312	1.778	W	A
1	BI212	63.700	9.000	62.067	5.152	1.026	A	N
1	BI214	43.000	5.000	36.900	1.530	1.165	A	N
1	CS137	690.000	49.000	612.330	30.620	1.127	A	A
1	K40	662.000	57.000	623.330	33.040	1.062	A	A
1	PB212	54.000	6.000	58.330	3.130	0.926	A	N
1	PB214	58.000	6.000	39.670	1.720	1.462	W	N
1	TH234	98.000	12.000	100.067	6.204	0.979	A	W
Matrix: VE Vegetation Bq / kg								
1	AM241	8.000	2.000	6.915	0.419	1.157	A	A
1	CO60	35.000	3.000	35.300	1.436	0.992	A	A
1	CS137	1109.000	76.000	1030.000	51.800	1.077	A	A
1	K40	952.000	71.000	898.670	48.230	1.059	A	A
Matrix: WA Water Bq / L								
1	CO60	214.000	14.000	209.000	7.590	1.024	A	A
1	CS137	47.000	3.000	45.133	2.467	1.041	A	A
1	GROSS ALPHA	1546.000	154.000	1150.000	115.000	1.344	N	A
1	GROSS BETA	7575.000	95.000	7970.000	800.000	0.950	A	A

Values for elemental uranium are reported in µg/filter, g, or mL. pCi/g or mL=Bq x 0.027
Evaluation: A=Acceptable, W=Acceptable with Warning, N=Not Acceptable

If the evaluation system is not appropriate for the types of analyses performed in your lab, apply a site specific evaluation.

QAP 55 Results by Laboratory**Lab:** LL LLNL Chemistry and Material Science/Environmental

No. Test	Radionuclide	Reported Value	Reported Error	EML Value	EML Error	Reported EML	Evaluation	QAP 54 Evaluation
Matrix: AI Air Filter Bq / filter								
1	Bq U	0.188	0.009	0.222	0.014	0.845	W	
1	CO60	20.000	1.462	17.500	0.470	1.143	W	N
1	CS134	15.300	0.824	12.950	0.362	1.181	W	
1	CS137	20.400	2.480	17.100	0.580	1.193	W	N
1	MN54	95.100	12.080	81.150	4.760	1.172	A	
1	PU238	0.075	0.006	0.071	0.003	1.063	A	A
1	PU239	0.241	0.015	0.229	0.017	1.052	A	A
Matrix: SO Soil Bq / kg								
1	AC228	48.000	2.940	59.570	2.090	0.806	W	
1	CS137	572.000	72.400	612.330	30.620	0.934	A	A
1	K40	658.000	77.200	623.330	33.040	1.056	A	A
1	PB212	62.100	3.660	58.330	3.130	1.065	A	
1	PU239	8.860	0.898	8.948	0.323	0.990	A	A
Matrix: VE Vegetation Bq / kg								
1	PU239	10.800	1.096	11.022	0.430	0.980	A	A
Matrix: WA Water Bq / L								
1	Bq U	1.940	0.084	2.372	0.118	0.818	W	
1	CO60	223.000	18.400	209.000	7.590	1.067	A	A
1	CS137	48.700	6.220	45.133	2.467	1.079	A	A
1	H3	158.000	7.000	207.000	2.690	0.763	W	A
1	PU238	1.110	0.076	1.088	0.058	1.020	A	A
1	PU239	1.740	0.110	1.628	0.114	1.069	A	A

Values for elemental uranium are reported in µg/filter, g, or mL. pCi/g or mL=Bq x 0.027

Evaluation: A=Acceptable, W=Acceptable with Warning, N=Not Acceptable

If the evaluation system is not appropriate for the types of analyses performed in your lab, apply a site specific evaluation.

QAP 55 Results by Laboratory**Lab:** LM American Radiation Services of New Mexico, Los Alamos

No. Test	Radionuclide	Reported Value	Reported Error	EML Value	EML Error	Reported EML	Evaluation	QAP 54 Evaluation
Matrix: AI Air Filter Bq / filter								
1	CO60	17.010	0.230	17.500	0.470	0.972	A	A
1	CS134	10.080	0.220	12.950	0.362	0.778	W	A
1	CS137	16.517	0.330	17.100	0.580	0.966	A	A
1	GROSS ALPHA	8.136	0.529	5.362	0.536	1.517	N	A
1	GROSS BETA	12.333	0.440	12.770	1.277	0.966	A	A
1	MN54	80.088	0.500	81.150	4.760	0.987	A	W

Matrix: SO Soil Bq / kg

1	AC228	55.544	20.000	59.570	2.090	0.932	A	A
1	AM241	5.906	0.500	4.432	0.312	1.333	A	A
1	BI212	52.250	5.220	62.067	5.152	0.842	A	A
1	BI214	42.150	4.215	36.900	1.530	1.142	A	W
1	CS137	658.930	10.000	612.330	30.620	1.076	A	A
1	K40	717.260	30.000	623.330	33.040	1.151	A	A
1	PB212	62.817	10.000	58.330	3.130	1.077	A	A
1	PB214	51.081	10.000	39.670	1.720	1.288	A	A

Matrix: VE Vegetation Bq / kg

1	AM241	11.073	1.107	6.915	0.419	1.601	W	A
1	CO60	45.560	4.550	35.300	1.436	1.291	W	A
1	CS137	1244.200	10.000	1030.000	51.800	1.208	A	A
1	K40	1162.100	60.000	898.670	48.230	1.293	W	W

Matrix: WA Water Bq / L

1	AM241	1.039	0.910	0.760	0.040	1.368	W	A
1	CO60	232.200	1.720	209.000	7.590	1.111	A	W
1	CS137	53.379	0.930	45.133	2.467	1.183	W	N
1	GROSS ALPHA	909.780	157.774	1150.000	115.000	0.791	A	A
1	GROSS BETA	6970.100	331.359	7970.000	800.000	0.875	A	A
1	H3	230.308	8.072	207.000	2.690	1.113	A	W

Values for elemental uranium are reported in µg/filter, g, or mL. pCi/g or mL=Bq x 0.027**Evaluation:** A=Acceptable, W=Acceptable with Warning, N=Not Acceptable

If the evaluation system is not appropriate for the types of analyses performed in your lab, apply a site specific evaluation.

QAP 55 Results by Laboratory**Lab:** LN Los Alamos National Lab, ES&H

No. Test	Radionuclide	Reported Value	Reported Error	EML Value	EML Error	Reported EML	Evaluation	QAP 54 Evaluation
Matrix: AI Air Filter Bq / filter								
1	CO60	17.990	1.000	17.500	0.470	1.028	A	A
1	CS134	11.550	0.212	12.950	0.362	0.892	A	W
1	CS137	17.880	4.455	17.100	0.580	1.046	A	A
1	GROSS ALPHA	5.050	0.200	5.362	0.536	0.942	A	W
1	GROSS BETA	11.000	0.300	12.770	1.277	0.861	W	A
1	MN54	85.150	0.354	81.150	4.760	1.049	A	A

Matrix: WA Water Bq / L

1	CO60	218.000	14.140	209.000	7.590	1.043	A	A
1	CS137	49.100	1.130	45.133	2.467	1.088	A	A
1	H3	892.000	30.000	207.000	2.690	4.309	N	A

Values for elemental uranium are reported in $\mu\text{g}/\text{filter}$, g, or mL. pCi/g or $\text{mL}=\text{Bq} \times 0.027$

Evaluation: A=Acceptable, W=Acceptable with Warning, N=Not Acceptable

If the evaluation system is not appropriate for the types of analyses performed in your lab, apply a site specific evaluation.

QAP 55 Results by Laboratory**Lab:** LV UNLV, Dept of Health Physics

No. Test	Radionuclide	Reported Value	Reported Error	EML Value	EML Error	Reported EML	Evaluation	QAP 54 Evaluation
Matrix: AI Air Filter Bq / filter								
1	AM241	0.174	0.032	0.088	0.009	1.977	W	A
1	CO60	16.700	0.300	17.500	0.470	0.954	A	A
1	CS134	14.500	0.300	12.950	0.362	1.120	W	W
1	CS137	22.600	0.800	17.100	0.580	1.322	W	W
1	GROSS ALPHA	4.950	0.180	5.362	0.536	0.923	A	A
1	GROSS BETA	11.200	0.320	12.770	1.277	0.877	W	A
1	MN54	81.200	2.300	81.150	4.760	1.001	A	A

Matrix: SO Soil Bq / kg

1	AC228	59.600	1.900	59.570	2.090	1.001	A	A
1	AM241	8.950	0.730	4.432	0.312	2.019	W	N
1	BI212	60.900	3.900	62.067	5.152	0.981	A	W
1	BI214	43.000	1.400	36.900	1.530	1.165	A	A
1	CS137	635.000	21.300	612.330	30.620	1.037	A	A
1	K40	662.000	56.000	623.330	33.040	1.062	A	A
1	PB212	58.000	6.900	58.330	3.130	0.994	A	W
1	PB214	48.800	3.700	39.670	1.720	1.230	A	W
1	TH234	163.000	40.000	100.067	6.204	1.629	W	

Matrix: VE Vegetation Bq / kg

1	AM241	8.010	1.070	6.915	0.419	1.158	A	N
1	CO60	39.100	10.600	35.300	1.436	1.108	A	A
1	CS137	1170.000	39.000	1030.000	51.800	1.136	A	A
1	K40	915.000	39.000	898.670	48.230	1.018	A	A

Matrix: WA Water Bq / L

1	AM241	1.350	0.250	0.760	0.040	1.777	N	W
1	CO60	207.000	6.000	209.000	7.590	0.990	A	A
1	CS137	46.000	1.800	45.133	2.467	1.019	A	A
1	GROSS ALPHA	1350.000	30.000	1150.000	115.000	1.174	W	A
1	GROSS BETA	8900.000	170.000	7970.000	800.000	1.117	A	A
1	H3	93.100	3.800	207.000	2.690	0.450	N	A

Values for elemental uranium are reported in $\mu\text{g}/\text{filter}$, g, or mL. pCi/g or mL=Bq x 0.027**Evaluation:** A=Acceptable, W=Acceptable with Warning, N=Not Acceptable

If the evaluation system is not appropriate for the types of analyses performed in your lab, apply a site specific evaluation.

QAP 55 Results by Laboratory**Lab:** LW Lawrence Livermore National Lab, Waste

No. Test	Radionuclide	Reported Value	Reported Error	EML Value	EML Error	Reported EML	Evaluation	QAP 54 Evaluation
Matrix: SO Soil Bq/kg								
1	AM241	7.810	2.090	4.432	0.312	1.762	W	A
1	CS137	630.000	31.500	612.330	30.620	1.029	A	N
1	K40	700.000	54.100	623.330	33.040	1.123	A	N
1	PU238	14.000	3.660	12.610	0.312	1.110	A	W
1	PU239	51.900	7.490	8.948	0.323	5.800	N	A
1	U234	89.200	8.880	92.230	1.300	0.967	A	A
1	U238	99.000	11.400	98.330	3.200	1.007	A	A

Matrix: WA Water Bq/L

1	AM241	0.640	0.068	0.760	0.040	0.842	W	A
1	CO60	180.000	18.800	209.000	7.590	0.861	W	A
1	CS137	40.000	8.200	45.133	2.467	0.886	W	A
1	GROSS ALPHA	1000.000	66.000	1150.000	115.000	0.870	A	A
1	GROSS BETA	8100.000	190.000	7970.000	800.000	1.016	A	A
1	H3	260.000	2.800	207.000	2.690	1.256	A	W
1	PU238	1.020	0.117	1.088	0.058	0.937	A	A
1	PU239	1.550	0.171	1.628	0.114	0.952	A	A
1	U234	1.260	0.108	1.166	0.062	1.081	A	A
1	U238	2.050	0.219	1.169	0.056	1.754	N	A

Values for elemental uranium are reported in µg/filter, g, or mL. pCi/g or mL=Bq x 0.027
Evaluation: A=Acceptable, W=Acceptable with Warning, N=Not Acceptable

If the evaluation system is not appropriate for the types of analyses performed in your lab, apply a site specific evaluation.

QAP 55 Results by Laboratory**Lab:** ME Radiation Control Program, Jamaica Plain, MA

No. Test	Radionuclide	Reported Value	Reported Error	EML Value	EML Error	Reported EML	Evaluation	QAP 54 Evaluation
Matrix: AI Air Filter Bq / filter								
1	CO60	18.800	0.400	17.500	0.470	1.074	A	A
2	CO60	20.600	0.400	17.500	0.470	1.177	W	A
3	CO60	18.900	0.300	17.500	0.470	1.080	A	A
1	CS134	14.300	0.200	12.950	0.362	1.104	W	W
2	CS134	15.500	0.300	12.950	0.362	1.197	W	W
3	CS134	14.300	0.200	12.950	0.362	1.104	W	W
1	CS137	19.200	0.400	17.100	0.580	1.123	A	A
2	CS137	21.200	0.600	17.100	0.580	1.240	W	A
3	CS137	19.400	0.500	17.100	0.580	1.135	A	A
2	GROSS ALPHA	7.000	0.100	5.362	0.536	1.305	W	A
1	GROSS ALPHA	7.000	0.100	5.362	0.536	1.305	W	A
3	GROSS ALPHA	7.100	0.100	5.362	0.536	1.324	W	A
1	GROSS BETA	11.600	0.100	12.770	1.277	0.908	A	W
2	GROSS BETA	11.600	0.100	12.770	1.277	0.908	A	W
3	GROSS BETA	11.400	0.100	12.770	1.277	0.893	A	W
3	MN54	91.000	1.700	81.150	4.760	1.121	A	A
1	MN54	91.700	1.800	81.150	4.760	1.130	A	A
2	MN54	98.800	2.000	81.150	4.760	1.217	W	A

Matrix: SO Soil Bq / kg

3	AC228	65.800	1.900	59.570	2.090	1.105	A	A
2	AC228	68.800	1.700	59.570	2.090	1.155	A	A
1	AC228	67.000	1.900	59.570	2.090	1.125	A	A
2	AM241	5.300	0.800	4.432	0.312	1.196	A	A
3	AM241	6.700	1.400	4.432	0.312	1.512	A	A
1	AM241	7.200	0.600	4.432	0.312	1.625	W	A
3	BI212	68.100	4.400	62.067	5.152	1.097	A	N
1	BI212	63.600	5.100	62.067	5.152	1.025	A	N
2	BI212	70.300	5.200	62.067	5.152	1.133	W	N
3	BI214	42.500	2.800	36.900	1.530	1.152	A	A
1	BI214	40.700	2.200	36.900	1.530	1.103	A	A
2	BI214	35.100	1.300	36.900	1.530	0.951	A	A
3	CS137	644.000	15.500	612.330	30.620	1.052	A	A
2	CS137	655.000	15.900	612.330	30.620	1.070	A	A
1	CS137	658.000	16.600	612.330	30.620	1.075	A	A
3	K40	625.000	29.300	623.330	33.040	1.003	A	A
2	K40	644.000	28.700	623.330	33.040	1.033	A	A
1	K40	610.000	33.400	623.330	33.040	0.979	A	A
1	PB212	48.800	1.800	58.330	3.130	0.837	W	W
3	PB212	45.900	2.300	58.330	3.130	0.787	W	W
2	PB212	53.600	1.600	58.330	3.130	0.919	A	W
1	PB214	37.700	2.100	39.670	1.720	0.950	A	A
2	PB214	37.000	1.400	39.670	1.720	0.933	A	A
3	PB214	39.600	2.600	39.670	1.720	0.998	A	A
1	TH234	128.000	7.700	100.067	6.204	1.279	A	A
2	TH234	121.000	7.600	100.067	6.204	1.209	A	A

Values for elemental uranium are reported in µg/filter, g, or mL. pCi/g or mL=Bq x 0.027**Evaluation:** A=Acceptable, W=Acceptable with Warning, N=Not Acceptable

If the evaluation system is not appropriate for the types of analyses performed in your lab, apply a site specific evaluation.

QAP 55 Results by Laboratory**Lab:** ME Radiation Control Program, Jamaica Plain, MA

No. Test	Radionuclide	Reported Value	Reported Error	EML Value	EML Error	Reported EML	Evaluation	QAP 54 Evaluation
Matrix: SO Soil Bq/kg								
3	TH234	141.000	11.700	100.067	6.204	1.409	A	A
Matrix: VE Vegetation Bq/kg								
2	AM241	9.500	1.500	6.915	0.419	1.374	A	A
3	AM241	11.000	1.300	6.915	0.419	1.591	W	A
1	AM241	13.600	1.100	6.915	0.419	1.967	W	A
3	CO60	42.200	1.600	35.300	1.436	1.195	A	A
1	CO60	42.900	1.500	35.300	1.436	1.215	A	A
2	CO60	44.400	1.200	35.300	1.436	1.258	W	A
1	CS137	1350.000	34.000	1030.000	51.800	1.311	W	A
2	CS137	1328.000	31.900	1030.000	51.800	1.289	W	A
3	CS137	1343.000	34.000	1030.000	51.800	1.304	W	A
2	K40	1136.000	42.200	898.670	48.230	1.264	W	A
1	K40	1099.000	49.600	898.670	48.230	1.223	A	A
3	K40	1140.000	50.300	898.670	48.230	1.269	W	A
Matrix: WA Water Bq/L								
3	AM241	0.700	0.100	0.760	0.040	0.921	A	W
2	AM241	0.500	0.100	0.760	0.040	0.658	N	W
1	AM241	0.700	0.100	0.760	0.040	0.921	A	W
1	CO60	228.000	4.000	209.000	7.590	1.091	A	A
3	CO60	225.000	4.000	209.000	7.590	1.077	A	A
2	CO60	223.000	3.000	209.000	7.590	1.067	A	A
3	CS137	49.600	1.200	45.133	2.467	1.099	A	A
1	CS137	50.700	1.400	45.133	2.467	1.123	A	A
2	CS137	50.700	1.200	45.133	2.467	1.123	A	A
1	H3	302.000	7.000	207.000	2.690	1.459	W	A

Values for elemental uranium are reported in µg/filter, g, or mL. pCi/g or mL=Bq x 0.027
Evaluation: A=Acceptable, W=Acceptable with Warning, N=Not Acceptable

If the evaluation system is not appropriate for the types of analyses performed in your lab, apply a site specific evaluation.

QAP 55 Results by Laboratory**Lab:** MH Maine Health & Environmental Testing Laboratory

No. Test	Radionuclide	Reported Value	Reported Error	EML Value	EML Error	Reported EML	Evaluation	QAP 54 Evaluation
Matrix: AI Air Filter Bq / filter								
1	CO60	17.900	0.700	17.500	0.470	1.023	A	A
1	CS134	11.900	0.500	12.950	0.362	0.919	A	A
1	CS137	20.500	1.100	17.100	0.580	1.199	W	W
1	GROSS ALPHA	5.930	0.040	5.362	0.536	1.106	A	A
1	GROSS BETA	12.950	0.060	12.770	1.277	1.014	A	A
1	MN54	98.600	5.400	81.150	4.760	1.215	W	A

Matrix: WA Water Bq / L

1	CO60	204.400	9.300	209.000	7.590	0.978	A	A
1	CS137	45.700	3.400	45.133	2.467	1.013	A	A
1	GROSS ALPHA	1342.460	4.460	1150.000	115.000	1.167	W	A
1	GROSS BETA	8258.300	20.800	7970.000	800.000	1.036	A	A

Values for elemental uranium are reported in µg/filter, g, or mL. pCi/g or mL=Bq x 0.027

Evaluation: A=Acceptable, W=Acceptable with Warning, N=Not Acceptable

If the evaluation system is not appropriate for the types of analyses performed in your lab, apply a site specific evaluation.

QAP 55 Results by Laboratory**Lab:** MJ Mississippi State Department of Health, Jackson

No. Test	Radionuclide	Reported Value	Reported Error	EML Value	EML Error	Reported EML	Evaluation	QAP 54 Evaluation
Matrix: WA Water Bq/L								
1	Bq U	2.000	0.600	2.372	0.118	0.843	W	
1	CO60	215.000	8.000	209.000	7.590	1.029	A	
1	CS137	49.000	3.000	45.133	2.467	1.086	A	
1	GROSS ALPHA	1182.000	120.000	1150.000	115.000	1.028	A	
1	GROSS BETA	6375.000	650.000	7970.000	800.000	0.800	A	
1	H3	211.000	15.000	207.000	2.690	1.019	A	
1	SR90	2.990	0.200	3.729	0.364	0.802	W	

Values for elemental uranium are reported in $\mu\text{g}/\text{filter}$, g, or mL. pCi/g or $\text{mL}=\text{Bq} \times 0.027$

Evaluation: A=Acceptable, W=Acceptable with Warning, N=Not Acceptable

If the evaluation system is not appropriate for the types of analyses performed in your lab, apply a site specific evaluation.

QAP 55 Results by Laboratory**Lab:** ML BWXT of Ohio, Mound, Miamisburg, Ohio

No. Test	Radionuclide	Reported Value	Reported Error	EML Value	EML Error	Reported EML	Evaluation	QAP 54 Evaluation
Matrix: AI Air Filter Bq / filter								
1	PU238	0.065	0.010	0.071	0.003	0.915	A	A
1	PU239	0.230	0.030	0.229	0.017	1.004	A	A
1	U234	0.110	0.020	0.108	0.006	1.017	A	A
1	U238	0.110	0.020	0.109	0.007	1.006	A	W
Matrix: SO Soil Bq / kg								
1	PU239	8.440	1.300	8.948	0.323	0.943	A	A
1	U234	88.460	19.700	92.230	1.300	0.959	A	A
1	U238	93.130	20.590	98.330	3.200	0.947	A	A
Matrix: VE Vegetation Bq / kg								
1	PU239	10.930	2.040	11.022	0.430	0.992	A	W
Matrix: WA Water Bq / L								
1	H3	211.880	8.900	207.000	2.690	1.024	A	A
1	PU238	1.100	0.170	1.088	0.058	1.011	A	A
1	PU239	1.690	0.260	1.628	0.114	1.038	A	A
1	U234	1.120	0.170	1.166	0.062	0.961	A	A
1	U238	1.150	0.170	1.169	0.056	0.984	A	A

Values for elemental uranium are reported in µg/filter, g, or mL. pCi/g or mL=Bq x 0.027

Evaluation: A=Acceptable, W=Acceptable with Warning, N=Not Acceptable

If the evaluation system is not appropriate for the types of analyses performed in your lab, apply a site specific evaluation.

QAP 55 Results by Laboratory**Lab:** MS Manufacturing Sciences Corporation, Oak Ridge

No. Test	Radionuclide	Reported Value	Reported Error	EML Value	EML Error	Reported EML	Evaluation	QAP 54 Evaluation
Matrix: AI Air Filter Bq / filter								
1	CO60	17.900	1.800	17.500	0.470	1.023	A	A
1	CS134	12.300	1.200	12.950	0.362	0.950	A	A
1	CS137	18.100	1.800	17.100	0.580	1.058	A	A
1	GROSS ALPHA	6.220	0.600	5.362	0.536	1.160	A	A
1	GROSS BETA	9.060	0.900	12.770	1.277	0.709	N	W
1	MN54	81.300	8.100	81.150	4.760	1.002	A	A

Matrix: SO Soil Bq / kg

1	AC228	60.700	6.100	59.570	2.090	1.019	A	A
1	BI214	40.900	4.100	36.900	1.530	1.108	A	A
1	CS137	654.000	65.000	612.330	30.620	1.068	A	A
1	K40	676.000	68.000	623.330	33.040	1.084	A	A
1	PB212	59.400	5.900	58.330	3.130	1.018	A	A
1	PB214	40.800	4.100	39.670	1.720	1.028	A	A

Matrix: WA Water Bq / L

1	CO60	212.000	21.000	209.000	7.590	1.014	A	A
1	CS137	46.500	4.700	45.133	2.467	1.030	A	A

Values for elemental uranium are reported in $\mu\text{g}/\text{filter}$, g, or mL. pCi/g or mL=Bq x 0.027
Evaluation: A=Acceptable, W=Acceptable with Warning, N=Not Acceptable

If the evaluation system is not appropriate for the types of analyses performed in your lab, apply a site specific evaluation.

QAP 55 Results by Laboratory**Lab:** MY FUSRAP Maywood Mobile Laboratory, NJ

No. Test	Radionuclide	Reported Value	Reported Error	EML Value	EML Error	Reported EML	Evaluation	QAP 54 Evaluation
Matrix: SO Soil Bq/kg								
1	AC228	59.700	0.900	59.570	2.090	1.002	A	
1	AM241	5.460	0.630	4.432	0.312	1.232	A	
1	BI212	54.500	2.600	62.067	5.152	0.878	A	
1	BI214	43.300	1.100	36.900	1.530	1.173	A	
1	CS137	607.000	14.000	612.330	30.620	0.991	A	
1	K40	619.000	15.000	623.330	33.040	0.993	A	
1	PB212	60.000	1.600	58.330	3.130	1.029	A	
1	PB214	40.600	1.100	39.670	1.720	1.023	A	
1	TH234	87.200	6.300	100.067	6.204	0.871	A	

Values for elemental uranium are reported in $\mu\text{g}/\text{filter}$, g, or mL. pCi/g or $\text{mL}=\text{Bq} \times 0.027$

Evaluation: A=Acceptable, W=Acceptable with Warning, N=Not Acceptable

If the evaluation system is not appropriate for the types of analyses performed in your lab, apply a site specific evaluation.

QAP 55 Results by Laboratory**Lab:** NA US EPA NAREL, Montgomery, AL

No. Test	Radionuclide	Reported Value	Reported Error	EML Value	EML Error	Reported EML	Evaluation	QAP 54 Evaluation
Matrix: AI Air Filter Bq / filter								
1	CO60	16.900	0.600	17.500	0.470	0.966	A	
1	CS134	12.640	0.440	12.950	0.362	0.976	A	A
1	CS137	18.230	0.600	17.100	0.580	1.066	A	A
1	MN54	85.800	2.800	81.150	4.760	1.057	A	A
1	PU238	0.065	0.007	0.071	0.003	0.915	A	W
1	PU239	0.215	0.014	0.229	0.017	0.938	A	A
1	U234	0.140	0.030	0.108	0.006	1.294	A	N
1	U238	0.143	0.027	0.109	0.007	1.308	W	W

Matrix: SO Soil Bq / kg

1	AC228	55.000	2.600	59.570	2.090	0.923	A	A
1	BI212	52.000	7.000	62.067	5.152	0.838	A	A
1	BI214	35.300	1.800	36.900	1.530	0.957	A	W
1	CS137	623.000	21.000	612.330	30.620	1.017	A	A
1	K40	608.000	23.000	623.330	33.040	0.975	A	A
1	PB212	58.800	2.400	58.330	3.130	1.008	A	A
1	PB214	41.200	2.000	39.670	1.720	1.039	A	W
1	U234	77.000	7.000	92.230	1.300	0.835	W	A
1	U238	85.000	7.000	98.330	3.200	0.864	A	A

Matrix: VE Vegetation Bq / kg

1	CO60	38.400	1.500	35.300	1.436	1.088	A	A
1	CS137	1230.000	41.000	1030.000	51.800	1.194	A	W
1	K40	1049.000	38.000	898.670	48.230	1.167	A	A
1	PU239	10.400	0.900	11.022	0.430	0.944	A	W
1	SR90	1482.000	54.000	1612.800	48.600	0.919	A	A

Matrix: WA Water Bq / L

1	CO60	195.000	6.000	209.000	7.590	0.933	A	A
1	CS137	45.900	1.600	45.133	2.467	1.017	A	A
1	H3	234.400	4.700	207.000	2.690	1.132	A	A
1	PU238	1.170	0.090	1.088	0.058	1.075	A	W
1	PU239	1.770	0.120	1.628	0.114	1.087	A	W
1	U234	1.310	0.090	1.166	0.062	1.123	A	A
1	U238	1.250	0.090	1.169	0.056	1.069	A	A

Values for elemental uranium are reported in µg/filter, g, or mL. pCi/g or mL=Bq x 0.027**Evaluation:** A=Acceptable, W=Acceptable with Warning, N=Not Acceptable

If the evaluation system is not appropriate for the types of analyses performed in your lab, apply a site specific evaluation.

QAP 55 Results by Laboratory**Lab:** ND Dept. of Environmental Health and Safety, NC State University

No. Test	Radionuclide	Reported Value	Reported Error	EML Value	EML Error	Reported EML	Evaluation	QAP 54 Evaluation
Matrix: AI Air Filter Bq / filter								
1	CO60	16.790	0.520	17.500	0.470	0.959	A	
1	CS134	12.240	0.330	12.950	0.362	0.945	A	
1	CS137	18.060	0.880	17.100	0.580	1.056	A	
1	GROSS ALPHA	4.973	0.188	5.362	0.536	0.927	A	
1	GROSS BETA	10.416	0.543	12.770	1.277	0.816	W	
1	MN54	85.360	3.410	81.150	4.760	1.052	A	

Values for elemental uranium are reported in $\mu\text{g}/\text{filter}$, g, or mL. pCi/g or $\text{mL}=\text{Bq} \times 0.027$

Evaluation: A=Acceptable, W=Acceptable with Warning, N=Not Acceptable

If the evaluation system is not appropriate for the types of analyses performed in your lab, apply a site specific evaluation.

QAP 55 Results by Laboratory**Lab:** NF Nuclear Fuel Services, Erwin, TN

No. Test	Radionuclide	Reported Value	Reported Error	EML Value	EML Error	Reported EML	Evaluation	QAP 54 Evaluation
Matrix: WA Water Bq/L								
1	AM241	0.839	0.082	0.760	0.040	1.104	A	A
1	PU238	1.084	0.092	1.088	0.058	0.996	A	W
1	PU239	1.717	0.120	1.628	0.114	1.055	A	W
1	U234	1.160	0.073	1.166	0.062	0.995	A	A
1	U238	1.154	0.073	1.169	0.056	0.987	A	A

Values for elemental uranium are reported in $\mu\text{g}/\text{filter}$, g, or mL. pCi/g or $\text{mL}=\text{Bq} \times 0.027$

Evaluation: A=Acceptable, W=Acceptable with Warning, N=Not Acceptable

If the evaluation system is not appropriate for the types of analyses performed in your lab, apply a site specific evaluation.

QAP 55 Results by Laboratory**Lab:** NJ NJ Department of Health and Senior Services

No. Test	Radionuclide	Reported Value	Reported Error	EML Value	EML Error	Reported EML	Evaluation	QAP 54 Evaluation
Matrix: AI Air Filter Bq / filter								
3	AM241	0.105	0.046	0.088	0.009	1.193	A	A
2	AM241	0.096	0.050	0.088	0.009	1.091	A	A
1	AM241	0.290	0.200	0.088	0.009	3.295	N	A
3	CO60	16.000	1.000	17.500	0.470	0.914	A	A
2	CO60	16.000	1.000	17.500	0.470	0.914	A	A
1	CO60	16.000	1.000	17.500	0.470	0.914	A	A
1	CS134	12.000	1.000	12.950	0.362	0.927	A	W
2	CS134	12.000	1.000	12.950	0.362	0.927	A	W
3	CS134	12.000	1.000	12.950	0.362	0.927	A	W
2	CS137	16.000	1.000	17.100	0.580	0.936	A	A
3	CS137	16.000	2.000	17.100	0.580	0.936	A	A
1	CS137	16.000	1.000	17.100	0.580	0.936	A	A
1	MN54	75.000	23.000	81.150	4.760	0.924	A	A
3	MN54	75.000	27.000	81.150	4.760	0.924	A	A
2	MN54	75.000	17.000	81.150	4.760	0.924	A	A

Matrix: SO Soil Bq / kg

5	AC228	0.061	0.003	59.570	2.090	0.001	N	A
4	AC228	0.057	0.003	59.570	2.090	0.001	N	A
6	AC228	0.058	0.003	59.570	2.090	0.001	N	A
6	AM241	0.003	0.002	4.432	0.312	0.001	N	W
5	AM241	0.005	0.001	4.432	0.312	0.001	N	W
4	AM241	0.004	0.001	4.432	0.312	0.001	N	W
4	BI212	0.068	0.011	62.067	5.152	0.001	N	A
6	BI212	0.067	0.010	62.067	5.152	0.001	N	A
5	BI212	0.063	0.008	62.067	5.152	0.001	N	A
5	BI214	0.043	0.003	36.900	1.530	0.001	N	A
6	BI214	0.042	0.003	36.900	1.530	0.001	N	A
4	BI214	0.042	0.003	36.900	1.530	0.001	N	A
5	CS137	0.648	0.067	612.330	30.620	0.001	N	A
6	CS137	0.636	0.063	612.330	30.620	0.001	N	A
4	CS137	0.644	0.067	612.330	30.620	0.001	N	A
6	K40	0.651	0.059	623.330	33.040	0.001	N	A
5	K40	0.647	0.062	623.330	33.040	0.001	N	A
4	K40	0.633	0.059	623.330	33.040	0.001	N	A
4	PB212	0.059	0.005	58.330	3.130	0.001	N	A
5	PB212	0.060	0.006	58.330	3.130	0.001	N	A
6	PB212	0.059	0.005	58.330	3.130	0.001	N	A
4	PB214	0.044	0.003	39.670	1.720	0.001	N	A
5	PB214	0.043	0.003	39.670	1.720	0.001	N	A
6	PB214	0.044	0.003	39.670	1.720	0.001	N	A
5	TH234	0.080	0.015	100.067	6.204	0.001	N	N
6	TH234	0.082	0.010	100.067	6.204	0.001	N	N
4	TH234	0.104	0.008	100.067	6.204	0.001	N	N

Values for elemental uranium are reported in µg/filter, g, or mL. pCi/g or mL=Bq x 0.027**Evaluation:** A=Acceptable, W=Acceptable with Warning, N=Not Acceptable

If the evaluation system is not appropriate for the types of analyses performed in your lab, apply a site specific evaluation.

QAP 55 Results by Laboratory**Lab:** NJ NJ Department of Health and Senior Services

No. Test	Radionuclide	Reported Value	Reported Error	EML Value	EML Error	Reported EML	Evaluation	QAP 54 Evaluation
Matrix: VE Vegetation Bq/kg								
3	AM241	8.700	4.100	6.915	0.419	1.258	A	A
2	AM241	7.780	0.810	6.915	0.419	1.125	A	A
1	AM241	7.480	2.000	6.915	0.419	1.082	A	A
1	CO60	34.900	2.200	35.300	1.436	0.989	A	A
2	CO60	34.800	1.900	35.300	1.436	0.986	A	A
3	CO60	34.800	0.900	35.300	1.436	0.986	A	A
3	CS137	1044.000	52.000	1030.000	51.800	1.014	A	A
2	CS137	1048.000	48.000	1030.000	51.800	1.017	A	A
1	CS137	1041.000	52.000	1030.000	51.800	1.011	A	A
1	K40	874.000	33.000	898.670	48.230	0.973	A	A
3	K40	874.000	33.000	898.670	48.230	0.973	A	A
2	K40	874.000	37.000	898.670	48.230	0.973	A	A

Matrix: WA Water Bq/L

3	AM241	0.660	0.360	0.760	0.040	0.869	W	A
1	AM241	0.600	0.350	0.760	0.040	0.790	W	A
2	AM241	0.500	0.460	0.760	0.040	0.658	N	A
3	Bq U	2.300	0.200	2.372	0.118	0.970	A	A
1	Bq U	2.300	0.200	2.372	0.118	0.970	A	A
2	Bq U	2.400	0.200	2.372	0.118	1.012	A	A
2	CO60	206.000	3.000	209.000	7.590	0.986	A	A
3	CO60	206.000	3.000	209.000	7.590	0.986	A	A
1	CO60	208.000	3.000	209.000	7.590	0.995	A	A
2	CS137	47.000	4.000	45.133	2.467	1.041	A	A
1	CS137	47.000	3.000	45.133	2.467	1.041	A	A
3	CS137	46.000	3.000	45.133	2.467	1.019	A	A
3	GROSS ALPHA	1010.000	20.000	1150.000	115.000	0.878	A	A
1	GROSS ALPHA	840.000	20.000	1150.000	115.000	0.730	W	A
2	GROSS ALPHA	940.000	20.000	1150.000	115.000	0.817	A	A
2	GROSS BETA	7730.000	50.000	7970.000	800.000	0.970	A	A
3	GROSS BETA	8010.000	50.000	7970.000	800.000	1.005	A	A
1	GROSS BETA	7870.000	50.000	7970.000	800.000	0.987	A	A
3	H3	149.000	7.000	207.000	2.690	0.720	N	W
2	H3	159.000	7.000	207.000	2.690	0.768	W	W
1	H3	157.000	7.000	207.000	2.690	0.758	W	W
1	SR90	3.880	0.300	3.729	0.364	1.040	A	W
2	SR90	4.330	0.300	3.729	0.364	1.161	A	W
3	SR90	4.030	0.300	3.729	0.364	1.081	A	W
1	U234	1.140	0.080	1.166	0.062	0.978	A	
3	U234	1.140	0.080	1.166	0.062	0.978	A	
2	U234	1.170	0.090	1.166	0.062	1.003	A	
1	U238	1.090	0.080	1.169	0.056	0.932	A	
2	U238	1.150	0.080	1.169	0.056	0.984	A	
3	U238	1.100	0.080	1.169	0.056	0.941	A	
3	Ug U	0.089	0.006	0.094	0.003	0.943	A	
1	Ug U	0.087	0.006	0.094	0.003	0.922	A	

Values for elemental uranium are reported in µg/filter, g, or mL. pCi/g or mL=Bq x 0.027**Evaluation:** A=Acceptable, W=Acceptable with Warning, N=Not Acceptable

If the evaluation system is not appropriate for the types of analyses performed in your lab, apply a site specific evaluation.

QAP 55 Results by Laboratory**Lab:** NJ NJ Department of Health and Senior Services

No. Test	Radionuclide	Reported Value	Reported Error	EML Value	EML Error	Reported EML	Evaluation	QAP 54 Evaluation
Matrix: WA Water Bq/L								
2	Ug U	0.092	0.006	0.094	0.003	0.975	A	

Values for elemental uranium are reported in $\mu\text{g}/\text{filter}$, g, or mL. pCi/g or mL=Bq x 0.027

Evaluation: A=Acceptable, W=Acceptable with Warning, N=Not Acceptable

If the evaluation system is not appropriate for the types of analyses performed in your lab, apply a site specific evaluation.

QAP 55 Results by Laboratory**Lab:** NL Fluor Daniel Fernald, Inc., Ohio

No. Test	Radionuclide	Reported Value	Reported Error	EML Value	EML Error	Reported EML	Evaluation	QAP 54 Evaluation
Matrix: AI Air Filter Bq / filter								
1	Bq U	0.241	0.020	0.222	0.014	1.083	A	
1	CO60	17.800	0.700	17.500	0.470	1.017	A	A
1	CS134	13.300	0.500	12.950	0.362	1.027	A	A
1	CS137	19.400	1.000	17.100	0.580	1.135	A	A
1	MN54	91.500	4.600	81.150	4.760	1.128	A	A
1	PU238	0.072	0.009	0.071	0.003	1.011	A	A
1	PU239	0.225	0.027	0.229	0.017	0.982	A	A
1	U234	0.114	0.014	0.108	0.006	1.054	A	A
1	U238	0.118	0.014	0.109	0.007	1.080	A	A

Matrix: SO Soil Bq / kg

1	AC228	57.500	2.300	59.570	2.090	0.965	A	A
1	BI212	55.600	2.800	62.067	5.152	0.896	A	A
1	BI214	38.000	1.600	36.900	1.530	1.030	A	A
1	Bq U	191.000		194.230	3.760	0.983	A	
1	CS137	606.000	30.000	612.330	30.620	0.990	A	A
1	K40	678.000	34.000	623.330	33.040	1.088	A	A
1	PB212	55.600	2.800	58.330	3.130	0.953	A	A
1	PB214	41.700	1.600	39.670	1.720	1.051	A	A
1	PU238	11.950	1.420	12.610	0.312	0.948	A	
2	PU238	12.880	1.530	12.610	0.312	1.021	A	
1	PU239	9.398	1.125	8.948	0.323	1.050	A	A
2	PU239	8.584	1.036	8.948	0.323	0.959	A	A
1	TH234	86.400	7.200	100.067	6.204	0.863	A	A
1	U234	89.900	10.800	92.230	1.300	0.975	A	A
1	U238	98.100	11.700	98.330	3.200	0.998	A	A
1	Ug U	7.880	0.940	7.948	0.125	0.991	A	A

Matrix: WA Water Bq / L

1	CO60	208.000	7.000	209.000	7.590	0.995	A	A
1	CS137	48.900	2.500	45.133	2.467	1.083	A	A
1	GROSS ALPHA	1190.000	120.000	1150.000	115.000	1.035	A	A
1	GROSS BETA	9000.000	920.000	7970.000	800.000	1.129	A	A
1	PU238	1.070	0.120	1.088	0.058	0.983	A	A
1	PU239	1.640	0.190	1.628	0.114	1.007	A	A
1	U234	0.961	0.111	1.166	0.062	0.824	W	A
1	U238	1.010	0.120	1.169	0.056	0.864	W	A
1	Ug U	0.088	0.006	0.094	0.003	0.932	A	A

Values for elemental uranium are reported in µg/filter, g, or mL. pCi/g or mL=Bq x 0.027**Evaluation:** A=Acceptable, W=Acceptable with Warning, N=Not Acceptable

If the evaluation system is not appropriate for the types of analyses performed in your lab, apply a site specific evaluation.

QAP 55 Results by Laboratory**Lab:** NM Environmental Evaluation Group, Carlsbad, NM

No. Test	Radionuclide	Reported Value	Reported Error	EML Value	EML Error	Reported EML	Evaluation	QAP 54 Evaluation
Matrix: AI Air Filter Bq / filter								
1	AM241	0.101	0.003	0.088	0.009	1.148	A	
1	PU238	0.082	0.003	0.071	0.003	1.155	W	A
1	PU239	0.247	0.007	0.229	0.017	1.078	A	A
Matrix: SO Soil Bq / kg								
1	AM241	4.452	0.256	4.432	0.312	1.005	A	A
2	AM241	5.368	0.299	4.432	0.312	1.211	A	A
3	AM241	4.184	0.246	4.432	0.312	0.944	A	A
3	PU238	12.096	0.568	12.610	0.312	0.959	A	
1	PU238	12.521	0.476	12.610	0.312	0.993	A	
2	PU238	12.426	0.541	12.610	0.312	0.985	A	
1	PU239	7.971	0.398	8.948	0.323	0.891	A	A
3	PU239	8.126	0.483	8.948	0.323	0.908	A	A
2	PU239	9.088	0.475	8.948	0.323	1.016	A	A
Matrix: WA Water Bq / L								
1	AM241	0.800	0.021	0.760	0.040	1.053	A	A
1	PU238	1.228	0.036	1.088	0.058	1.128	W	A
1	PU239	1.919	0.055	1.628	0.114	1.179	W	A

Values for elemental uranium are reported in µg/filter, g, or mL. pCi/g or mL=Bq x 0.027

Evaluation: A=Acceptable, W=Acceptable with Warning, N=Not Acceptable

If the evaluation system is not appropriate for the types of analyses performed in your lab, apply a site specific evaluation.

QAP 55 Results by Laboratory**Lab:** NP JAF Environmental Laboratory, New York Power Authority

No. Test	Radionuclide	Reported Value	Reported Error	EML Value	EML Error	Reported EML	Evaluation	QAP 54 Evaluation
Matrix: AI Air Filter Bq / filter								
1	CO60	16.600	0.200	17.500	0.470	0.949	A	A
1	CS134	13.300	0.200	12.950	0.362	1.027	A	A
1	CS137	16.600	0.200	17.100	0.580	0.971	A	A
1	GROSS BETA	11.490	0.060	12.770	1.277	0.900	A	A
1	MN54	84.500	0.500	81.150	4.760	1.041	A	A

Matrix: WA Water Bq / L

1	CO60	212.100	2.100	209.000	7.590	1.015	A	A
1	CS137	46.400	1.300	45.133	2.467	1.028	A	A
1	GROSS BETA	7202.000	18.850	7970.000	800.000	0.904	A	N
1	H3	234.400	2.090	207.000	2.690	1.132	A	

Values for elemental uranium are reported in µg/filter, g, or mL. pCi/g or mL=Bq x 0.027
Evaluation: A=Acceptable, W=Acceptable with Warning, N=Not Acceptable

If the evaluation system is not appropriate for the types of analyses performed in your lab, apply a site specific evaluation.

QAP 55 Results by Laboratory**Lab:** NQ New Mexico Department of Health, Albuquerque

No. Test	Radionuclide	Reported Value	Reported Error	EML Value	EML Error	Reported EML	Evaluation	QAP 54 Evaluation
Matrix: AI Air Filter Bq / filter								
1	AM241	0.093	0.006	0.088	0.009	1.060	A	W
1	CO60	16.370	1.700	17.500	0.470	0.935	A	A
1	CS134	11.740	1.300	12.950	0.362	0.907	A	A
1	CS137	16.740	1.850	17.100	0.580	0.979	A	A
1	GROSS ALPHA	5.630	0.850	5.362	0.536	1.050	A	A
1	GROSS BETA	12.780	1.930	12.770	1.277	1.001	A	A
1	MN54	80.100	9.000	81.150	4.760	0.987	A	A
1	PU238	0.068	0.004	0.071	0.003	0.956	A	A
1	PU239	0.231	0.014	0.229	0.017	1.010	A	A
1	U234	0.105	0.006	0.108	0.006	0.975	A	A
1	U238	0.108	0.006	0.109	0.007	0.985	A	W

Matrix: SO Soil Bq / kg

1	AC228	57.400	6.300	59.570	2.090	0.964	A	A
1	AM241	6.960	0.800	4.432	0.312	1.570	W	A
1	BI212	64.400	8.900	62.067	5.152	1.038	A	N
1	BI214	35.600	4.100	36.900	1.530	0.965	A	A
1	CS137	612.000	69.000	612.330	30.620	0.999	A	A
1	K40	663.000	74.000	623.330	33.040	1.064	A	A
1	PB212	58.100	7.000	58.330	3.130	0.996	A	A
1	PB214	37.800	4.400	39.670	1.720	0.953	A	A
1	PU239	10.070	1.150	8.948	0.323	1.125	A	A
1	TH234	100.000	17.000	100.067	6.204	0.999	A	W
1	U234	86.600	5.300	92.230	1.300	0.939	A	A
1	U238	94.600	5.700	98.330	3.200	0.962	A	A

Matrix: WA Water Bq / L

1	AM241	0.762	0.051	0.760	0.040	1.003	A	W
1	CO60	212.600	23.100	209.000	7.590	1.017	A	A
1	CS137	48.000	5.700	45.133	2.467	1.064	A	A
1	GROSS ALPHA	1313.000	83.000	1150.000	115.000	1.142	W	
1	GROSS BETA	7890.000	500.000	7970.000	800.000	0.990	A	
1	PU238	1.089	0.072	1.088	0.058	1.001	A	W
1	PU239	1.742	0.113	1.628	0.114	1.070	A	A
1	U234	1.055	0.064	1.166	0.062	0.905	A	A
1	U238	1.109	0.067	1.169	0.056	0.949	A	W

Values for elemental uranium are reported in µg/filter, g, or mL. pCi/g or mL=Bq x 0.027**Evaluation:** A=Acceptable, W=Acceptable with Warning, N=Not Acceptable

If the evaluation system is not appropriate for the types of analyses performed in your lab, apply a site specific evaluation.

QAP 55 Results by Laboratory**Lab:** NR Naval Reactors Facility Chemistry, Scoville, ID

No. Test	Radionuclide	Reported Value	Reported Error	EML Value	EML Error	Reported EML	Evaluation	QAP 54 Evaluation
Matrix: AI Air Filter Bq / filter								
1	CO60	16.200	3.200	17.500	0.470	0.926	A	A
1	CS134	13.900	2.800	12.950	0.362	1.073	A	A
1	CS137	16.700	3.300	17.100	0.580	0.977	A	A
1	MN54	79.100	15.800	81.150	4.760	0.975	A	A
Matrix: SO Soil Bq / kg								
1	CS137	592.000	118.000	612.330	30.620	0.967	A	W
Matrix: VE Vegetation Bq / kg								
1	CO60	36.700	7.300	35.300	1.436	1.040	A	A
1	CS137	1120.000	224.000	1030.000	51.800	1.087	A	A
Matrix: WA Water Bq / L								
1	CO60	213.100	42.600	209.000	7.590	1.020	A	A
1	CS137	47.700	9.500	45.133	2.467	1.057	A	A

Values for elemental uranium are reported in $\mu\text{g}/\text{filter}$, g, or mL. pCi/g or $\text{mL}=\text{Bq} \times 0.027$

Evaluation: A=Acceptable, W=Acceptable with Warning, N=Not Acceptable

If the evaluation system is not appropriate for the types of analyses performed in your lab, apply a site specific evaluation.

QAP 55 Results by Laboratory**Lab:** NS State Lab of Public Health, North Carolina

No. Test	Radionuclide	Reported Value	Reported Error	EML Value	EML Error	Reported EML	Evaluation	QAP 54 Evaluation
Matrix: WA Water Bq/L								
2	Bq U	2.552	0.621	2.372	0.118	1.076	A	N
1	Bq U	2.509	0.616	2.372	0.118	1.058	A	N
3	Bq U	2.488	0.614	2.372	0.118	1.049	A	N
2	H3	201.679	13.312	207.000	2.690	0.974	A	
1	H3	200.824	13.293	207.000	2.690	0.970	A	
3	H3	202.163	13.324	207.000	2.690	0.977	A	
2	SR90	3.184	0.642	3.729	0.364	0.854	A	
3	SR90	3.774	0.664	3.729	0.364	1.012	A	
1	SR90	3.583	0.658	3.729	0.364	0.961	A	

Values for elemental uranium are reported in µg/filter, g, or mL. pCi/g or mL=Bq x 0.027

Evaluation: A=Acceptable, W=Acceptable with Warning, N=Not Acceptable

If the evaluation system is not appropriate for the types of analyses performed in your lab, apply a site specific evaluation.

QAP 55 Results by Laboratory**Lab:** NZ National Radiation Laboratory, New Zealand

No. Test	Radionuclide	Reported Value	Reported Error	EML Value	EML Error	Reported EML	Evaluation	QAP 54 Evaluation
Matrix: SO Soil Bq/kg								
1	AC228	53.900	3.600	59.570	2.090	0.905	A	N
1	AM241	5.860	0.830	4.432	0.312	1.322	A	A
1	BI212	61.800	8.500	62.067	5.152	0.996	A	N
1	BI214	46.900	1.800	36.900	1.530	1.271	W	W
1	CS137	666.800	8.300	612.330	30.620	1.089	A	A
1	K40	588.000	15.000	623.330	33.040	0.943	A	A
1	PB212	60.200	1.900	58.330	3.130	1.032	A	A
1	PB214	48.500	1.700	39.670	1.720	1.223	A	N
1	TH234	104.000	8.200	100.067	6.204	1.039	A	A

Matrix: VE Vegetation Bq/kg

1	AM241	8.990	0.970	6.915	0.419	1.300	A	
1	CO60	37.110	0.920	35.300	1.436	1.051	A	A
1	CS137	1150.000	15.000	1030.000	51.800	1.117	A	A
1	K40	886.000	16.000	898.670	48.230	0.986	A	N

Matrix: WA Water Bq/L

1	CO60	220.300	3.800	209.000	7.590	1.054	A	W
1	CS137	50.460	0.970	45.133	2.467	1.118	A	W
1	GROSS ALPHA	1486.000	55.000	1150.000	115.000	1.292	N	W
1	GROSS BETA	****.***	480.000	7970.000	800.000	1.453	W	A
1	U234	0.883	0.052	1.166	0.062	0.757	N	
1	U238	0.884	0.052	1.169	0.056	0.756	N	

Values for elemental uranium are reported in µg/filter, g, or mL. pCi/g or mL=Bq x 0.027**Evaluation:** A=Acceptable, W=Acceptable with Warning, N=Not Acceptable

If the evaluation system is not appropriate for the types of analyses performed in your lab, apply a site specific evaluation.

QAP 55 Results by Laboratory**Lab:** OB OBG Laboratories, East Syracuse, NY

No. Test	Radionuclide	Reported Value	Reported Error	EML Value	EML Error	Reported EML	Evaluation	QAP 54 Evaluation
Matrix: AI Air Filter Bq / filter								
1	GROSS ALPHA	5.190	0.514	5.362	0.536	0.968	A	A
1	GROSS BETA	10.600	1.050	12.770	1.277	0.830	W	A
Matrix: SO Soil Bq / kg								
1	AC228	54.400	10.600	59.570	2.090	0.913	A	N
1	AM241	31.400	11.700	4.432	0.312	7.085	N	A
1	BI212	84.600	42.500	62.067	5.152	1.363	N	A
1	BI214	36.900	9.550	36.900	1.530	1.000	A	A
1	CS137	571.000	107.000	612.330	30.620	0.933	A	W
1	K40	605.000	123.000	623.330	33.040	0.971	A	A
1	PB212	60.200	12.100	58.330	3.130	1.032	A	W
1	PB214	38.000	10.400	39.670	1.720	0.958	A	A
1	PU238	17.200	7.910	12.610	0.312	1.364	W	
1	PU239	16.300	7.240	8.948	0.323	1.822	N	A
1	TH234	116.000	78.400	100.067	6.204	1.159	A	
1	U234	119.000	37.600	92.230	1.300	1.290	N	N
1	U238	91.100	29.500	98.330	3.200	0.926	A	N
Matrix: VE Vegetation Bq / kg								
1	AM241	23.600	9.710	6.915	0.419	3.413	N	N
1	CO60	37.300	6.520	35.300	1.436	1.057	A	A
1	CS137	1060.000	198.000	1030.000	51.800	1.029	A	A
1	K40	957.000	192.000	898.670	48.230	1.065	A	A
1	PU239	15.700	7.020	11.022	0.430	1.424	W	W
Matrix: WA Water Bq / L								
1	AM241	0.766	0.228	0.760	0.040	1.008	A	A
1	CO60	212.000	27.700	209.000	7.590	1.014	A	A
1	CS137	46.800	8.970	45.133	2.467	1.037	A	A
1	GROSS ALPHA	1830.000	178.000	1150.000	115.000	1.591	N	A
1	GROSS BETA	8870.000	894.000	7970.000	800.000	1.113	A	A
1	PU238	1.110	0.325	1.088	0.058	1.020	A	W
1	PU239	1.760	0.513	1.628	0.114	1.081	A	W
1	U234	1.120	0.331	1.166	0.062	0.961	A	N
1	U238	1.080	0.319	1.169	0.056	0.924	A	A

Values for elemental uranium are reported in µg/filter, g, or mL. pCi/g or mL=Bq x 0.027
Evaluation: A=Acceptable, W=Acceptable with Warning, N=Not Acceptable

If the evaluation system is not appropriate for the types of analyses performed in your lab, apply a site specific evaluation.

QAP 55 Results by Laboratory**Lab:** OC Radiation Protection Service Laboratory, Ontario, Canada

No. Test	Radionuclide	Reported Value	Reported Error	EML Value	EML Error	Reported EML	Evaluation	QAP 54 Evaluation
Matrix: AI Air Filter Bq / filter								
1	CO60	18.000	1.800	17.500	0.470	1.029	A	A
1	CS134	13.000	1.300	12.950	0.362	1.004	A	A
1	CS137	17.000	1.700	17.100	0.580	0.994	A	A
1	GROSS ALPHA	5.100	0.510	5.362	0.536	0.951	A	A
1	GROSS BETA	10.400	1.000	12.770	1.277	0.814	W	A
1	MN54	86.000	8.600	81.150	4.760	1.060	A	A
Matrix: SO Soil Bq / kg								
1	AC228	59.000	12.000	59.570	2.090	0.990	A	A
1	BI214	46.000	6.000	36.900	1.530	1.247	A	A
1	CS137	690.000	69.000	612.330	30.620	1.127	A	A
1	K40	600.000	60.000	623.330	33.040	0.963	A	A
1	PB212	64.000	11.000	58.330	3.130	1.097	A	W
1	PB214	43.000	6.000	39.670	1.720	1.084	A	A
1	TH234	96.000	17.000	100.067	6.204	0.959	A	A
Matrix: VE Vegetation Bq / kg								
1	CO60	35.000	3.500	35.300	1.436	0.992	A	A
1	CS137	1000.000	100.000	1030.000	51.800	0.971	A	A
1	K40	870.000	87.000	898.670	48.230	0.968	A	A
Matrix: WA Water Bq / L								
1	CO60	210.000	21.000	209.000	7.590	1.005	A	A
1	CS137	48.000	4.800	45.133	2.467	1.064	A	A
1	GROSS ALPHA	1100.000	110.000	1150.000	115.000	0.957	A	A
1	GROSS BETA	7100.000	110.000	7970.000	800.000	0.891	A	A
1	H3	230.000	23.000	207.000	2.690	1.111	A	A
1	SR90	3.600	0.360	3.729	0.364	0.965	A	A

Values for elemental uranium are reported in µg/filter, g, or mL. pCi/g or mL=Bq x 0.027
Evaluation: A=Acceptable, W=Acceptable with Warning, N=Not Acceptable

If the evaluation system is not appropriate for the types of analyses performed in your lab, apply a site specific evaluation.

QAP 55 Results by Laboratory**Lab:** OD ORNL, Radiobioassay Lab

No. Test	Radionuclide	Reported Value	Reported Error	EML Value	EML Error	Reported EML	Evaluation	QAP 54 Evaluation
Matrix: AI Air Filter Bq / filter								
1	CO60	18.190	1.900	17.500	0.470	1.039	A	A
1	CS134	14.070	2.530	12.950	0.362	1.086	A	
1	CS137	18.140	3.770	17.100	0.580	1.061	A	A
1	GROSS ALPHA	4.590	5.100	5.362	0.536	0.860	A	W
1	GROSS BETA	13.800	7.500	12.770	1.277	1.080	A	W
1	MN54	86.300	1.870	81.150	4.760	1.060	A	A

Matrix: WA Water Bq / L

1	AM241	0.760	0.070	0.760	0.040	1.000	A	A
1	CO60	218.600	5.400	209.000	7.590	1.046	A	A
1	CS137	49.000	3.700	45.133	2.467	1.086	A	A
1	H3	158.000	4.400	207.000	2.690	0.763	W	A
1	PU238	1.110	0.110	1.088	0.058	1.020	A	W
1	PU239	1.780	0.170	1.628	0.114	1.093	A	W
1	SR90	3.970	0.330	3.729	0.364	1.060	A	A
1	U234	1.080	0.110	1.166	0.062	0.926	A	W
1	U238	0.990	0.100	1.169	0.056	0.847	W	W

Values for elemental uranium are reported in µg/filter, g, or mL. pCi/g or mL=Bq x 0.027

Evaluation: A=Acceptable, W=Acceptable with Warning, N=Not Acceptable

If the evaluation system is not appropriate for the types of analyses performed in your lab, apply a site specific evaluation.

QAP 55 Results by Laboratory**Lab:** OH Ohio Dept Of Health Laboratory, Columbus

No. Test	Radionuclide	Reported Value	Reported Error	EML Value	EML Error	Reported EML	Evaluation	QAP 54 Evaluation
Matrix: AI Air Filter Bq / filter								
1	CO60	16.890	0.420	17.500	0.470	0.965	A	A
1	CS134	12.930	0.390	12.950	0.362	0.998	A	A
1	CS137	18.720	0.470	17.100	0.580	1.095	A	A
1	GROSS ALPHA	5.090	0.080	5.362	0.536	0.949	A	A
1	GROSS BETA	10.890	0.090	12.770	1.277	0.853	W	A
1	MN54	88.060	0.770	81.150	4.760	1.085	A	A
Matrix: SO Soil Bq / kg								
1	AC228	61.100	6.100	59.570	2.090	1.026	A	A
1	BI212	63.700	19.300	62.067	5.152	1.026	A	W
1	BI214	33.800	3.600	36.900	1.530	0.916	A	N
1	CS137	567.200	5.900	612.330	30.620	0.926	A	W
1	K40	526.000	28.000	623.330	33.040	0.844	W	W
1	PB212	50.700	2.400	58.330	3.130	0.869	W	W
1	PB214	34.900	4.000	39.670	1.720	0.880	W	N
Matrix: VE Vegetation Bq / kg								
1	CO60	34.800	2.200	35.300	1.436	0.986	A	A
1	CS137	1049.300	7.200	1030.000	51.800	1.019	A	A
1	K40	938.000	31.000	898.670	48.230	1.044	A	A
Matrix: WA Water Bq / L								
1	Bq U	1.720	0.370	2.372	0.118	0.725	N	W
1	CO60	200.800	3.100	209.000	7.590	0.961	A	A
1	CS137	47.800	1.700	45.133	2.467	1.059	A	A
1	GROSS ALPHA	1413.000	66.000	1150.000	115.000	1.229	W	A
1	GROSS BETA	8322.000	103.000	7970.000	800.000	1.044	A	A
1	H3	226.400	14.000	207.000	2.690	1.094	A	A
1	SR90	4.200	1.000	3.729	0.364	1.126	A	N

Values for elemental uranium are reported in µg/filter, g, or mL. pCi/g or mL=Bq x 0.027
Evaluation: A=Acceptable, W=Acceptable with Warning, N=Not Acceptable

If the evaluation system is not appropriate for the types of analyses performed in your lab, apply a site specific evaluation.

QAP 55 Results by Laboratory**Lab:** OK Southwest Laboratory of Oklahoma

No. Test	Radionuclide	Reported Value	Reported Error	EML Value	EML Error	Reported EML	Evaluation	QAP 54 Evaluation
Matrix: SO Soil Bq/kg								
1	AM241	5.550	1.500	4.432	0.312	1.252	A	A
1	CS137	736.300	14.700	612.330	30.620	1.202	W	W
1	K40	758.500	26.500	623.330	33.040	1.217	A	N
1	PU238	14.000	4.500	12.610	0.312	1.110	A	
1	PU239	8.890	3.000	8.948	0.323	0.994	A	A
1	U234	86.000	13.000	92.230	1.300	0.932	A	W
1	U238	82.000	12.000	98.330	3.200	0.834	A	W

Matrix: WA Water Bq/L

1	AM241	0.700	0.050	0.760	0.040	0.921	A	A
1	CO60	242.400	3.200	209.000	7.590	1.160	W	A
1	CS137	54.400	1.300	45.133	2.467	1.205	W	A
1	GROSS ALPHA	1141.000	57.000	1150.000	115.000	0.992	A	A
1	GROSS BETA	7067.000	102.000	7970.000	800.000	0.887	A	A
1	H3	195.000	13.000	207.000	2.690	0.942	A	A
1	PU238	0.950	0.100	1.088	0.058	0.873	W	W
1	PU239	1.400	0.150	1.628	0.114	0.860	W	A
1	U234	0.900	0.100	1.166	0.062	0.772	N	A
1	U238	0.950	0.100	1.169	0.056	0.813	W	A

Values for elemental uranium are reported in µg/filter, g, or mL. pCi/g or mL=Bq x 0.027
Evaluation: A=Acceptable, W=Acceptable with Warning, N=Not Acceptable

If the evaluation system is not appropriate for the types of analyses performed in your lab, apply a site specific evaluation.

QAP 55 Results by Laboratory**Lab:** OT ORNL Radioactive Material Analysis Lab

No. Test	Radionuclide	Reported Value	Reported Error	EML Value	EML Error	Reported EML	Evaluation	QAP 54 Evaluation
Matrix: AI Air Filter Bq / filter								
1	AM241	0.090	0.010	0.088	0.009	1.023	A	A
1	Bq U	0.240	0.020	0.222	0.014	1.079	A	A
1	CO60	18.000	1.000	17.500	0.470	1.029	A	A
1	CS134	12.000	1.000	12.950	0.362	0.927	A	A
1	CS137	19.000	1.000	17.100	0.580	1.111	A	A
1	GROSS ALPHA	4.400	0.200	5.362	0.536	0.821	W	A
1	GROSS BETA	12.000	1.000	12.770	1.277	0.940	A	A
1	MN54	89.000	1.000	81.150	4.760	1.097	A	A
1	PU238	0.074	0.009	0.071	0.003	1.042	A	A
1	PU239	0.250	0.020	0.229	0.017	1.091	A	A
1	SR90	2.900	0.100	3.481	0.233	0.833	A	A

Matrix: SO Soil Bq / kg

1	AC228	52.000	5.000	59.570	2.090	0.873	W	W
1	AM241	5.300	1.200	4.432	0.312	1.196	A	A
1	BI212	2951.000	100.000	62.067	5.152	47.546	N	
1	BI214	1041.000	100.000	36.900	1.530	28.211	N	W
1	Bq U	208.000	10.000	194.230	3.760	1.071	A	W
1	CS137	553.000	10.000	612.330	30.620	0.903	A	A
1	K40	570.000	30.000	623.330	33.040	0.914	A	A
1	PB212	2951.000	100.000	58.330	3.130	50.591	N	
1	PB214	1041.000	100.000	39.670	1.720	26.241	N	W
1	PU239	9.200	1.500	8.948	0.323	1.028	A	A
1	SR90	22.000	4.000	30.596	1.065	0.719	W	A

Matrix: VE Vegetation Bq / kg

1	AM241	7.100	0.700	6.915	0.419	1.027	A	A
1	CM244	3.600	0.500	4.308	1.021	0.836	A	A
1	CO60	33.000	3.000	35.300	1.436	0.935	A	A
1	CS137	977.000	10.000	1030.000	51.800	0.949	A	A
1	K40	866.000	40.000	898.670	48.230	0.964	A	A
1	PU239	11.000	1.000	11.022	0.430	0.998	A	A
1	SR90	1293.000	100.000	1612.800	48.600	0.802	A	A

Matrix: WA Water Bq / L

1	AM241	0.760	0.060	0.760	0.040	1.000	A	A
1	Bq U	2.600	0.200	2.372	0.118	1.096	A	A
1	CO60	225.000	10.000	209.000	7.590	1.077	A	A
1	CS137	51.000	2.000	45.133	2.467	1.130	A	A
1	GROSS ALPHA	1075.000	100.000	1150.000	115.000	0.935	A	A
1	GROSS BETA	7805.000	100.000	7970.000	800.000	0.979	A	A
1	H3	200.000	20.000	207.000	2.690	0.966	A	N
1	PU238	2.100	0.100	1.088	0.058	1.930	N	A

Values for elemental uranium are reported in µg/filter, g, or mL. pCi/g or mL=Bq x 0.027**Evaluation:** A=Acceptable, W=Acceptable with Warning, N=Not Acceptable

If the evaluation system is not appropriate for the types of analyses performed in your lab, apply a site specific evaluation.

QAP 55 Results by Laboratory**Lab:** OT ORNL Radioactive Material Analysis Lab

No. Test	Radionuclide	Reported Value	Reported Error	EML Value	EML Error	Reported EML	Evaluation	QAP 54 Evaluation
Matrix: WA Water Bq/L								
1	PU239	1.700	0.100	1.628	0.114	1.044	A	A
1	SR90	3.600	0.400	3.729	0.364	0.965	A	A

Values for elemental uranium are reported in $\mu\text{g}/\text{filter}$, g, or mL. pCi/g or mL=Bq x 0.027

Evaluation: A=Acceptable, W=Acceptable with Warning, N=Not Acceptable

If the evaluation system is not appropriate for the types of analyses performed in your lab, apply a site specific evaluation.

QAP 55 Results by Laboratory**Lab:** OU Outreach Laboratory, Broken Arrow, OK

No. Test	Radionuclide	Reported Value	Reported Error	EML Value	EML Error	Reported EML	Evaluation	QAP 54 Evaluation
Matrix: AI Air Filter Bq / filter								
1	CO60	16.300	3.200	17.500	0.470	0.931	A	A
1	CS134	11.200	0.800	12.950	0.362	0.865	A	A
1	CS137	15.600	0.500	17.100	0.580	0.912	A	A
1	GROSS ALPHA	7.070	0.270	5.362	0.536	1.319	W	A
1	GROSS BETA	11.100	0.290	12.770	1.277	0.869	W	A
1	MN54	78.500	6.000	81.150	4.760	0.967	A	A
Matrix: SO Soil Bq / kg								
1	AC228	53.100	10.000	59.570	2.090	0.891	A	A
1	BI212	48.500	10.000	62.067	5.152	0.781	A	
1	BI214	32.100	2.000	36.900	1.530	0.870	W	A
1	CS137	519.000	50.000	612.330	30.620	0.848	W	A
1	K40	522.000	50.000	623.330	33.040	0.837	W	A
1	PB212	38.600	1.000	58.330	3.130	0.662	N	N
1	PB214	34.200	6.000	39.670	1.720	0.862	W	W
1	TH234	87.200	10.200	100.067	6.204	0.871	A	N
1	U234	114.000	3.000	92.230	1.300	1.236	W	
1	U238	87.200	10.200	98.330	3.200	0.887	A	
1	Ug U	7.680	0.500	7.948	0.125	0.966	A	W
Matrix: VE Vegetation Bq / kg								
1	CO60	37.600	5.000	35.300	1.436	1.065	A	W
1	CS137	1060.000	50.000	1030.000	51.800	1.029	A	A
1	K40	1010.000	40.000	898.670	48.230	1.124	A	A
Matrix: WA Water Bq / L								
1	CO60	206.000	20.000	209.000	7.590	0.986	A	A
1	CS137	46.800	5.000	45.133	2.467	1.037	A	A
1	GROSS ALPHA	1370.000	172.000	1150.000	115.000	1.191	W	A
1	GROSS BETA	7300.000	1160.000	7970.000	800.000	0.916	A	A
1	PU238	1.570	0.250	1.088	0.058	1.443	N	
1	PU239	1.090	0.200	1.628	0.114	0.670	N	
1	SR90	4.380	0.440	3.729	0.364	1.175	A	
1	U234	1.360	0.111	1.166	0.062	1.166	A	
1	U238	1.270	0.106	1.169	0.056	1.086	A	
1	Ug U	0.077	0.001	0.094	0.003	0.816	W	A

Values for elemental uranium are reported in µg/filter, g, or mL. pCi/g or mL=Bq x 0.027
Evaluation: A=Acceptable, W=Acceptable with Warning, N=Not Acceptable

If the evaluation system is not appropriate for the types of analyses performed in your lab, apply a site specific evaluation.

QAP 55 Results by Laboratory**Lab:** PK Pakistan Institute of Nuclear Science & Technology

No. Test	Radionuclide	Reported Value	Reported Error	EML Value	EML Error	Reported EML	Evaluation	QAP 54 Evaluation
Matrix: AI Air Filter Bq / filter								
1	CO60	19.130	0.260	17.500	0.470	1.093	A	A
1	CS134	13.080	0.190	12.950	0.362	1.010	A	A
1	CS137	17.930	0.700	17.100	0.580	1.049	A	W
1	MN54	86.700	5.000	81.150	4.760	1.068	A	A
Matrix: SO Soil Bq / kg								
1	AC228	57.700	4.300	59.570	2.090	0.969	A	A
1	AM241	4.700	0.450	4.432	0.312	1.060	A	
1	BI212	59.800	12.400	62.067	5.152	0.963	A	N
1	BI214	41.200	4.500	36.900	1.530	1.117	A	A
1	CS137	596.000	30.000	612.330	30.620	0.973	A	A
1	K40	573.000	26.000	623.330	33.040	0.919	A	A
1	PB212	59.300	4.700	58.330	3.130	1.017	A	
1	PB214	41.500	3.900	39.670	1.720	1.046	A	A
1	TH234	119.000	10.000	100.067	6.204	1.189	A	
Matrix: VE Vegetation Bq / kg								
1	CO60	35.110	1.810	35.300	1.436	0.995	A	
1	CS137	1115.500	30.000	1030.000	51.800	1.083	A	A
1	K40	914.700	40.800	898.670	48.230	1.018	A	W

Values for elemental uranium are reported in µg/filter, g, or mL. pCi/g or mL=Bq x 0.027

Evaluation: A=Acceptable, W=Acceptable with Warning, N=Not Acceptable

If the evaluation system is not appropriate for the types of analyses performed in your lab, apply a site specific evaluation.

QAP 55 Results by Laboratory**Lab:** PR Princeton Plasma Physics Lab

No. Test	Radionuclide	Reported Value	Reported Error	EML Value	EML Error	Reported EML	Evaluation	QAP 54 Evaluation
----------	--------------	----------------	----------------	-----------	-----------	--------------	------------	-------------------

Matrix: AI Air Filter Bq / filter

1	CO60	5.290	0.150	17.500	0.470	0.302	N	A
1	CS134	3.970	0.090	12.950	0.362	0.307	N	A
1	CS137	3.910	0.050	17.100	0.580	0.229	N	A
1	MN54	18.320	1.400	81.150	4.760	0.226	N	W

Matrix: WA Water Bq / L

1	CO60	54.920	0.013	209.000	7.590	0.263	N	A
1	CS137	47.910	0.250	45.133	2.467	1.062	A	A
1	H3	218.150	4.920	207.000	2.690	1.054	A	A

Values for elemental uranium are reported in $\mu\text{g}/\text{filter}$, g, or mL. pCi/g or $\text{mL}=\text{Bq} \times 0.027$

Evaluation: A=Acceptable, W=Acceptable with Warning, N=Not Acceptable

If the evaluation system is not appropriate for the types of analyses performed in your lab, apply a site specific evaluation.

QAP 55 Results by Laboratory**Lab:** PS PA-DEP Bureau of Radiation Protection, Harrisburg

No. Test	Radionuclide	Reported Value	Reported Error	EML Value	EML Error	Reported EML	Evaluation	QAP 54 Evaluation
Matrix: AI Air Filter Bq / filter								
1	Bq U	0.200		0.222	0.014	0.899	W	
1	CO60	17.830	0.300	17.500	0.470	1.019	A	
1	CS134	11.990	0.220	12.950	0.362	0.926	A	
1	CS137	18.460	0.260	17.100	0.580	1.080	A	
1	GROSS ALPHA	5.790	0.140	5.362	0.536	1.080	A	W
1	GROSS BETA	10.270	0.130	12.770	1.277	0.804	W	A
1	MN54	87.310	0.520	81.150	4.760	1.076	A	
1	PU238	0.070		0.071	0.003	0.986	A	A
1	PU239	0.250		0.229	0.017	1.091	A	A
1	SR90	3.150		3.481	0.233	0.905	A	A
Matrix: SO Soil Bq / kg								
1	CS137	591.930	4.140	612.330	30.620	0.967	A	W
1	K40	606.730	17.350	623.330	33.040	0.973	A	A
1	PB212	57.710	3.290	58.330	3.130	0.989	A	W
1	PB214	40.330	5.290	39.670	1.720	1.017	A	W
1	PU238	14.210	2.740	12.610	0.312	1.127	A	
1	PU239	10.130	2.180	8.948	0.323	1.132	A	A
1	SR90	25.730	5.380	30.596	1.065	0.841	A	A
1	U234	82.830	7.360	92.230	1.300	0.898	A	W
1	U238	84.540	7.480	98.330	3.200	0.860	A	W
Matrix: VE Vegetation Bq / kg								
1	CO60	73.990	4.770	35.300	1.436	2.096	N	A
1	CS137	2373.290	18.900	1030.000	51.800	2.304	N	A
1	K40	2038.480	70.660	898.670	48.230	2.268	N	A
1	PU238	1.350	0.830	0.803	0.082	1.681	W	A
1	PU239	12.240	2.960	11.022	0.430	1.111	A	W
1	SR90	1532.170	23.710	1612.800	48.600	0.950	A	A
Matrix: WA Water Bq / L								
1	CO60	190.900	2.020	209.000	7.590	0.913	A	W
1	CS137	42.550	0.990	45.133	2.467	0.943	A	W
1	GROSS ALPHA	1306.240	19.820	1150.000	115.000	1.136	W	A
1	GROSS BETA	8625.240	37.170	7970.000	800.000	1.082	A	A
1	H3	232.320	9.470	207.000	2.690	1.122	A	A
1	PU238	1.050	0.130	1.088	0.058	0.965	A	W
1	PU239	1.790	0.210	1.628	0.114	1.100	A	A
1	SR90	3.530	0.140	3.729	0.364	0.947	A	A
1	U234	1.000	0.090	1.166	0.062	0.858	W	A
1	U238	0.960	0.090	1.169	0.056	0.821	W	A

Values for elemental uranium are reported in µg/filter, g, or mL. pCi/g or mL=Bq x 0.027
Evaluation: A=Acceptable, W=Acceptable with Warning, N=Not Acceptable

If the evaluation system is not appropriate for the types of analyses performed in your lab, apply a site specific evaluation.

QAP 55 Results by Laboratory**Lab:** RA V. G. Khlopin Radium Institute, St. Petersburg, Russia

No. Test	Radionuclide	Reported Value	Reported Error	EML Value	EML Error	Reported EML	Evaluation	QAP 54 Evaluation
Matrix: AI Air Filter Bq / filter								
1	CO60	17.600	1.100	17.500	0.470	1.006	A	A
1	CS134	13.400	0.700	12.950	0.362	1.035	A	A
1	CS137	18.100	0.900	17.100	0.580	1.058	A	A
1	MN54	81.700	4.800	81.150	4.760	1.007	A	A
1	PU238	0.080	0.020	0.071	0.003	1.127	W	A
1	PU239	0.220	0.050	0.229	0.017	0.960	A	A
1	SR90	3.300	0.700	3.481	0.233	0.948	A	A
1	Ug U	9.200	0.250	8.844	0.581	1.040	A	A

Matrix: SO Soil Bq / kg

1	AC228	57.500	4.500	59.570	2.090	0.965	A	W
1	BI212	59.000	4.000	62.067	5.152	0.951	A	A
1	BI214	38.200	3.500	36.900	1.530	1.035	A	N
1	CS137	610.000	40.000	612.330	30.620	0.996	A	A
1	K40	600.000	100.000	623.330	33.040	0.963	A	N
1	PB212	57.100	3.600	58.330	3.130	0.979	A	W
1	PB214	39.400	2.700	39.670	1.720	0.993	A	N
1	PU238	13.000	2.600	12.610	0.312	1.031	A	A
1	PU239	9.000	1.800	8.948	0.323	1.006	A	A
1	SR90	24.000	5.000	30.596	1.065	0.784	A	A
1	Ug U	6.800	0.200	7.948	0.125	0.856	A	A

Matrix: VE Vegetation Bq / kg

1	CO60	34.900	2.400	35.300	1.436	0.989	A	A
1	CS137	1060.000	72.000	1030.000	51.800	1.029	A	A
1	K40	750.000	100.000	898.670	48.230	0.835	W	A
1	PU238	1.000	0.200	0.803	0.082	1.245	A	A
1	PU239	14.000	3.000	11.022	0.430	1.270	W	A
1	SR90	1240.000	250.000	1612.800	48.600	0.769	A	A

Values for elemental uranium are reported in µg/filter, g, or mL. pCi/g or mL=Bq x 0.027**Evaluation:** A=Acceptable, W=Acceptable with Warning, N=Not Acceptable

If the evaluation system is not appropriate for the types of analyses performed in your lab, apply a site specific evaluation.

QAP 55 Results by Laboratory**Lab:** RC US NRC Region I Laboratory, PA

No. Test	Radionuclide	Reported Value	Reported Error	EML Value	EML Error	Reported EML	Evaluation	QAP 54 Evaluation
Matrix: AI Air Filter Bq / filter								
1	CO60	17.900	0.600	17.500	0.470	1.023	A	A
1	CS134	14.000	0.400	12.950	0.362	1.081	A	
1	CS137	17.700	0.600	17.100	0.580	1.035	A	A
1	GROSS ALPHA	5.400	0.300	5.362	0.536	1.007	A	A
1	GROSS BETA	11.300	0.600	12.770	1.277	0.885	A	A
1	MN54	82.000	4.000	81.150	4.760	1.010	A	A
Matrix: SO Soil Bq / kg								
1	CS137	620.000	50.000	612.330	30.620	1.013	A	A
1	K40	670.000	60.000	623.330	33.040	1.075	A	A
Matrix: WA Water Bq / L								
1	CO60	212.000	8.000	209.000	7.590	1.014	A	A
1	CS137	46.200	1.600	45.133	2.467	1.024	A	A
1	H3	213.000	13.000	207.000	2.690	1.029	A	A

Values for elemental uranium are reported in $\mu\text{g}/\text{filter}$, g, or mL. pCi/g or $\text{mL}=\text{Bq} \times 0.027$

Evaluation: A=Acceptable, W=Acceptable with Warning, N=Not Acceptable

If the evaluation system is not appropriate for the types of analyses performed in your lab, apply a site specific evaluation.

QAP 55 Results by Laboratory**Lab:** RG Thermo Nutech Rocky Flats Plant, Golden

No. Test	Radionuclide	Reported Value	Reported Error	EML Value	EML Error	Reported EML	Evaluation	QAP 54 Evaluation
Matrix: WA Water Bq/L								
1	GROSS ALPHA	1064.400	151.600	1150.000	115.000	0.926	A	A
1	GROSS BETA	8830.600	251.200	7970.000	800.000	1.108	A	A

Values for elemental uranium are reported in µg/filter, g, or mL. pCi/g or mL=Bq x 0.027

Evaluation: A=Acceptable, W=Acceptable with Warning, N=Not Acceptable

If the evaluation system is not appropriate for the types of analyses performed in your lab, apply a site specific evaluation.

QAP 55 Results by Laboratory**Lab:** RI Fluor Hanford, Inc., 222S Lab.

No. Test	Radionuclide	Reported Value	Reported Error	EML Value	EML Error	Reported EML	Evaluation	QAP 54 Evaluation
Matrix: AI Air Filter Bq / filter								
1	AM241	0.094	0.012	0.088	0.009	1.073	A	W
1	CO60	15.100	0.992	17.500	0.470	0.863	W	N
1	CS134	12.300	0.872	12.950	0.362	0.950	A	N
1	CS137	15.800	1.410	17.100	0.580	0.924	A	N
1	GROSS ALPHA	5.180	0.109	5.362	0.536	0.966	A	
1	GROSS BETA	12.200	0.135	12.770	1.277	0.955	A	
1	MN54	75.400	2.290	81.150	4.760	0.929	A	N
1	PU238	0.090	0.010	0.071	0.003	1.261	W	A
1	PU239	0.235	0.022	0.229	0.017	1.026	A	W
1	SR90	3.460	0.076	3.481	0.233	0.994	A	A
Matrix: SO Soil Bq / kg								
1	AC228	55.500	4.290	59.570	2.090	0.932	A	
1	BI214	36.800	3.230	36.900	1.530	0.997	A	
1	CS137	619.000	5.130	612.330	30.620	1.011	A	A
1	PB212	49.700	2.830	58.330	3.130	0.852	W	
1	PB214	37.300	3.300	39.670	1.720	0.940	A	
1	PU239	9.390	0.798	8.948	0.323	1.049	A	A
1	SR90	25.700	1.440	30.596	1.065	0.840	A	A
2	Ug U	5.780	0.383	7.948	0.125	0.727	A	W
3	Ug U	5.810	0.413	7.948	0.125	0.731	A	W
1	Ug U	6.120	0.198	7.948	0.125	0.770	A	W
Matrix: VE Vegetation Bq / kg								
1	AM241	5.120	0.528	6.915	0.419	0.740	W	A
1	CM244	3.250	0.371	4.308	1.021	0.754	W	W
1	CO60	40.500	4.060	35.300	1.436	1.147	A	
1	CS137	1130.000	16.100	1030.000	51.800	1.097	A	A
1	PU239	12.400	1.140	11.022	0.430	1.125	A	A
1	SR90	1080.000	10.800	1612.800	48.600	0.670	W	A
Matrix: WA Water Bq / L								
1	AM241	0.777	0.098	0.760	0.040	1.023	A	W
1	CO60	217.000	2.840	209.000	7.590	1.038	A	A
1	CS137	50.200	2.250	45.133	2.467	1.112	A	N
1	GROSS ALPHA	1130.000	23.800	1150.000	115.000	0.983	A	A
1	GROSS BETA	7720.000	54.100	7970.000	800.000	0.969	A	A
1	H3	267.000	11.500	207.000	2.690	1.290	A	A
1	PU238	1.330	0.147	1.088	0.058	1.222	N	W
1	PU239	2.030	0.207	1.628	0.114	1.247	W	A
1	SR90	3.810	0.210	3.729	0.364	1.022	A	A
3	Ug U	0.081	0.003	0.094	0.003	0.854	W	W
1	Ug U	0.083	0.004	0.094	0.003	0.881	W	W

Values for elemental uranium are reported in µg/filter, g, or mL. pCi/g or mL=Bq x 0.027**Evaluation:** A=Acceptable, W=Acceptable with Warning, N=Not Acceptable

If the evaluation system is not appropriate for the types of analyses performed in your lab, apply a site specific evaluation.

QAP 55 Results by Laboratory**Lab:** RI Fluor Hanford, Inc., 222S Lab.

No. Test	Radionuclide	Reported Value	Reported Error	EML Value	EML Error	Reported EML	Evaluation	QAP 54 Evaluation
Matrix: WA Water Bq/L								
2	Ug U	0.082	0.003	0.094	0.003	0.867	W	W

Values for elemental uranium are reported in $\mu\text{g}/\text{filter}$, g, or mL. pCi/g or $\text{mL}=\text{Bq} \times 0.027$

Evaluation: A=Acceptable, W=Acceptable with Warning, N=Not Acceptable

If the evaluation system is not appropriate for the types of analyses performed in your lab, apply a site specific evaluation.

QAP 55 Results by Laboratory**Lab:** RK Rock Island Arsenal, Illinois

No. Test	Radionuclide	Reported Value	Reported Error	EML Value	EML Error	Reported EML	Evaluation	QAP 54 Evaluation
Matrix: AI Air Filter Bq / filter								
1	GROSS ALPHA	3.870	0.100	5.362	0.536	0.722	W	
1	GROSS BETA	11.100	0.150	12.770	1.277	0.869	W	

Values for elemental uranium are reported in $\mu\text{g}/\text{filter}$, g, or mL. pCi/g or mL=Bq x 0.027

Evaluation: A=Acceptable, W=Acceptable with Warning, N=Not Acceptable

If the evaluation system is not appropriate for the types of analyses performed in your lab, apply a site specific evaluation.

QAP 55 Results by Laboratory**Lab:** RM Earthline Technologies, Ashtabula, OH

No. Test	Radionuclide	Reported Value	Reported Error	EML Value	EML Error	Reported EML	Evaluation	QAP 54 Evaluation
Matrix: AI Air Filter Bq / filter								
1	CO60	17.500	0.700	17.500	0.470	1.000	A	A
1	CS134	13.600	0.400	12.950	0.362	1.050	A	A
1	CS137	18.500	1.100	17.100	0.580	1.082	A	A
1	MN54	84.500	1.200	81.150	4.760	1.041	A	A
1	Ug U	8.200	0.500	8.844	0.581	0.927	A	W
Matrix: SO Soil Bq / kg								
1	AC228	66.000	9.000	59.570	2.090	1.108	A	A
1	BI212	68.000	6.000	62.067	5.152	1.096	A	A
1	BI214	46.000	5.000	36.900	1.530	1.247	A	A
1	CS137	758.000	20.000	612.330	30.620	1.238	W	A
1	K40	705.000	44.000	623.330	33.040	1.131	A	A
1	PB212	68.000	6.000	58.330	3.130	1.166	A	A
1	PB214	46.000	5.000	39.670	1.720	1.160	A	A
Matrix: WA Water Bq / L								
1	CO60	208.000	3.000	209.000	7.590	0.995	A	A
1	CS137	48.000	3.000	45.133	2.467	1.064	A	A
1	Ug U	0.088	0.005	0.094	0.003	0.932	A	A

Values for elemental uranium are reported in µg/filter, g, or mL. pCi/g or mL=Bq x 0.027

Evaluation: A=Acceptable, W=Acceptable with Warning, N=Not Acceptable

If the evaluation system is not appropriate for the types of analyses performed in your lab, apply a site specific evaluation.

QAP 55 Results by Laboratory**Lab:** RU Research Institute of Radiology, Belarus

No. Test	Radionuclide	Reported Value	Reported Error	EML Value	EML Error	Reported EML	Evaluation	QAP 54 Evaluation
Matrix: AI Air Filter Bq / filter								
1	CO60	18.200	0.291	17.500	0.470	1.040	A	A
1	CS134	16.800	0.504	12.950	0.362	1.297	N	W
1	CS137	24.700	0.617	17.100	0.580	1.444	N	W
1	MN54	96.400	1.928	81.150	4.760	1.188	A	N
Matrix: SO Soil Bq / kg								
1	BI212	96.000	3.840	62.067	5.152	1.547	N	
1	BI214	32.000	2.880	36.900	1.530	0.867	W	
1	CS137	630.000	18.900	612.330	30.620	1.029	A	A
1	K40	565.000	16.950	623.330	33.040	0.906	A	N
1	PB212	768.000	99.840	58.330	3.130	13.166	N	
1	PB214	42.200	3.798	39.670	1.720	1.064	A	
1	SR90	31.000	5.500	30.596	1.065	1.013	A	A
Matrix: VE Vegetation Bq / kg								
1	CO60	32.500	0.975	35.300	1.436	0.921	A	W
1	CS137	1070.000	32.100	1030.000	51.800	1.039	A	A
1	K40	790.000	31.600	898.670	48.230	0.879	W	N
1	SR90	1616.600	78.900	1612.800	48.600	1.002	A	A
Matrix: WA Water Bq / L								
1	CO60	201.000	12.000	209.000	7.590	0.962	A	W
1	CS137	47.900	3.000	45.133	2.467	1.061	A	A

Values for elemental uranium are reported in µg/filter, g, or mL. pCi/g or mL=Bq x 0.027
Evaluation: A=Acceptable, W=Acceptable with Warning, N=Not Acceptable

If the evaluation system is not appropriate for the types of analyses performed in your lab, apply a site specific evaluation.

QAP 55 Results by Laboratory**Lab:** SA Sandia Labs Radioactive Sample Diag. Prog., NM

No. Test	Radionuclide	Reported Value	Reported Error	EML Value	EML Error	Reported EML	Evaluation	QAP 54 Evaluation
Matrix: AI Air Filter Bq / filter								
1	CO60	17.300	0.700	17.500	0.470	0.989	A	A
1	CS134	11.600	0.500	12.950	0.362	0.896	A	A
1	CS137	18.000	0.800	17.100	0.580	1.053	A	A
2	GROSS ALPHA	6.100	1.200	5.362	0.536	1.138	A	A
1	GROSS ALPHA	6.330	0.900	5.362	0.536	1.181	A	A
2	GROSS BETA	8.100	1.400	12.770	1.277	0.634	N	A
1	GROSS BETA	12.300	0.600	12.770	1.277	0.963	A	A
1	MN54	89.300	5.100	81.150	4.760	1.100	A	A

Matrix: SO Soil Bq / kg

1	CS137	707.000	70.000	612.330	30.620	1.155	A	A
1	K40	728.000	56.000	623.330	33.040	1.168	A	A

Matrix: WA Water Bq / L

1	CO60	214.000	10.000	209.000	7.590	1.024	A	A
1	CS137	46.900	2.200	45.133	2.467	1.039	A	A
1	GROSS ALPHA	1294.000	294.000	1150.000	115.000	1.125	W	A
1	GROSS BETA	7302.000	524.000	7970.000	800.000	0.916	A	A
1	H3	214.000	36.000	207.000	2.690	1.034	A	A
2	H3	239.000	38.000	207.000	2.690	1.155	A	A

Values for elemental uranium are reported in µg/filter, g, or mL. pCi/g or mL=Bq x 0.027**Evaluation:** A=Acceptable, W=Acceptable with Warning, N=Not Acceptable

If the evaluation system is not appropriate for the types of analyses performed in your lab, apply a site specific evaluation.

QAP 55 Results by Laboratory**Lab:** SB SC Dept. of Health and Environment Control Radiological Lab

No. Test	Radionuclide	Reported Value	Reported Error	EML Value	EML Error	Reported EML	Evaluation	QAP 54 Evaluation
Matrix: AI Air Filter Bq / filter								
1	CO60	18.380	1.400	17.500	0.470	1.050	A	A
1	CS134	10.210	0.680	12.950	0.362	0.788	W	
1	CS137	18.880	2.820	17.100	0.580	1.104	A	A
3	GROSS ALPHA	5.848	0.162	5.362	0.536	1.091	A	A
2	GROSS ALPHA	5.804	0.162	5.362	0.536	1.082	A	A
1	GROSS ALPHA	5.906	0.163	5.362	0.536	1.101	A	A
3	GROSS BETA	12.169	0.189	12.770	1.277	0.953	A	A
2	GROSS BETA	12.109	0.188	12.770	1.277	0.948	A	A
1	GROSS BETA	12.043	0.188	12.770	1.277	0.943	A	A
1	MN54	93.610	15.290	81.150	4.760	1.154	A	A
Matrix: SO Soil Bq / kg								
1	AC228	47.820	2.870	59.570	2.090	0.803	W	
1	CS137	568.500	57.900	612.330	30.620	0.928	A	A
1	K40	618.300	68.000	623.330	33.040	0.992	A	A
Matrix: VE Vegetation Bq / kg								
1	CO60	36.120	2.730	35.300	1.436	1.023	A	A
1	CS137	1029.000	99.000	1030.000	51.800	0.999	A	A
1	K40	971.100	109.000	898.670	48.230	1.081	A	A
Matrix: WA Water Bq / L								
2	CO60	210.000	15.000	209.000	7.590	1.005	A	A
1	CO60	209.200	15.100	209.000	7.590	1.001	A	A
2	CS137	46.320	5.020	45.133	2.467	1.026	A	A
1	CS137	46.180	4.510	45.133	2.467	1.023	A	A
2	GROSS ALPHA	1168.463	38.231	1150.000	115.000	1.016	A	A
1	GROSS ALPHA	1080.931	36.782	1150.000	115.000	0.940	A	A
2	GROSS BETA	6895.663	62.960	7970.000	800.000	0.865	A	A
1	GROSS BETA	6747.601	62.227	7970.000	800.000	0.847	A	A
2	H3	226.070	10.840	207.000	2.690	1.092	A	A
1	H3	224.220	10.290	207.000	2.690	1.083	A	A
3	H3	226.810	10.990	207.000	2.690	1.096	A	A

Values for elemental uranium are reported in µg/filter, g, or mL. pCi/g or mL=Bq x 0.027
Evaluation: A=Acceptable, W=Acceptable with Warning, N=Not Acceptable

If the evaluation system is not appropriate for the types of analyses performed in your lab, apply a site specific evaluation.

QAP 55 Results by Laboratory**Lab:** SD STL Denver

No. Test	Radionuclide	Reported Value	Reported Error	EML Value	EML Error	Reported EML	Evaluation	QAP 54 Evaluation
Matrix: AI Air Filter Bq / filter								
1	AM241	0.094	0.005	0.088	0.009	1.068	A	
1	CO60	16.600	1.700	17.500	0.470	0.949	A	
1	CS134	11.300	1.200	12.950	0.362	0.873	A	
1	CS137	17.100	1.800	17.100	0.580	1.000	A	
1	GROSS ALPHA	4.540	0.030	5.362	0.536	0.847	A	
1	GROSS BETA	9.870	0.040	12.770	1.277	0.773	W	
1	MN54	82.000	8.400	81.150	4.760	1.010	A	
1	PU238	0.076	0.004	0.071	0.003	1.070	A	
1	PU239	0.240	0.007	0.229	0.017	1.048	A	
1	U234	0.106	0.005	0.108	0.006	0.980	A	
1	U238	0.104	0.005	0.109	0.007	0.952	A	
1	Ug U	8.410	0.460	8.844	0.581	0.951	A	

Matrix: SO Soil Bq / kg

1	AC228	58.800	7.000	59.570	2.090	0.987	A	
1	AM241	5.870	1.860	4.432	0.312	1.324	A	
1	BI212	58.700	7.000	62.067	5.152	0.946	A	
1	BI214	43.100	4.700	36.900	1.530	1.168	A	
1	CS137	592.000	61.000	612.330	30.620	0.967	A	
1	K40	581.000	60.000	623.330	33.040	0.932	A	
1	PB212	64.700	7.500	58.330	3.130	1.109	A	
1	PB214	44.000	4.800	39.670	1.720	1.109	A	
1	PU238	7.460	2.350	12.610	0.312	0.592	N	
1	PU239	10.500	2.700	8.948	0.323	1.173	W	
1	TH234	115.000	14.000	100.067	6.204	1.149	A	
1	U234	96.800	3.800	92.230	1.300	1.050	A	
1	U238	100.000	4.000	98.330	3.200	1.017	A	
1	Ug U	8.150	0.330	7.948	0.125	1.025	A	

Matrix: VE Vegetation Bq / kg

1	AM241	7.690	0.370	6.915	0.419	1.112	A	
1	CM244	3.190	0.250	4.308	1.021	0.740	W	
1	CO60	28.300	2.900	35.300	1.436	0.802	W	
1	CS137	870.000	90.000	1030.000	51.800	0.845	W	
1	K40	726.000	75.000	898.670	48.230	0.808	W	
1	PU238	0.940	0.120	0.803	0.082	1.171	A	
1	PU239	12.000	0.400	11.022	0.430	1.089	A	

Matrix: WA Water Bq / L

1	AM241	0.695	0.070	0.760	0.040	0.915	A	
1	CO60	175.000	18.000	209.000	7.590	0.837	W	
1	CS137	38.900	4.000	45.133	2.467	0.862	W	
1	GROSS ALPHA	1080.000	69.000	1150.000	115.000	0.939	A	

Values for elemental uranium are reported in µg/filter, g, or mL. pCi/g or mL=Bq x 0.027**Evaluation:** A=Acceptable, W=Acceptable with Warning, N=Not Acceptable

If the evaluation system is not appropriate for the types of analyses performed in your lab, apply a site specific evaluation.

QAP 55 Results by Laboratory**Lab:** SD STL Denver

No. Test	Radionuclide	Reported Value	Reported Error	EML Value	EML Error	Reported EML	Evaluation	QAP 54 Evaluation
Matrix: WA Water Bq/L								
1	GROSS BETA	7580.000	147.000	7970.000	800.000	0.951	A	
1	H3	193.000	9.000	207.000	2.690	0.932	A	
1	PU238	1.080	0.070	1.088	0.058	0.992	A	
1	PU239	1.610	0.080	1.628	0.114	0.989	A	
1	U234	1.130	0.070	1.166	0.062	0.969	A	
1	U238	1.090	0.070	1.169	0.056	0.932	A	
1	Ug U	0.089	0.006	0.094	0.003	0.943	A	

Values for elemental uranium are reported in µg/filter, g, or mL. pCi/g or mL=Bq x 0.027

Evaluation: A=Acceptable, W=Acceptable with Warning, N=Not Acceptable

If the evaluation system is not appropriate for the types of analyses performed in your lab, apply a site specific evaluation.

QAP 55 Results by Laboratory**Lab:** SE Swedish Defence Research Agency (FOI)

No. Test	Radionuclide	Reported Value	Reported Error	EML Value	EML Error	Reported EML	Evaluation	QAP 54 Evaluation
Matrix: AI Air Filter Bq / filter								
1	CO60	15.500	0.200	17.500	0.470	0.886	A	A
1	CS134	13.600	0.200	12.950	0.362	1.050	A	A
1	CS137	17.000	0.200	17.100	0.580	0.994	A	A
1	MN54	75.300	0.800	81.150	4.760	0.928	A	A
1	SR90	3.250	0.040	3.481	0.233	0.934	A	A
Matrix: SO Soil Bq/kg								
1	AC228	53.500	1.700	59.570	2.090	0.898	A	A
1	AM241	4.800	0.600	4.432	0.312	1.083	A	
1	BI214	34.000	1.100	36.900	1.530	0.921	A	W
1	CS137	643.000	7.000	612.330	30.620	1.050	A	A
1	K40	581.000	13.000	623.330	33.040	0.932	A	N
1	PB212	56.600	0.900	58.330	3.130	0.970	A	A
1	PB214	41.800	1.400	39.670	1.720	1.054	A	W
1	PU239	8.900	1.600	8.948	0.323	0.995	A	
1	SR90	23.900	1.100	30.596	1.065	0.781	A	W
2	SR90	29.400	1.200	30.596	1.065	0.961	A	W
1	U234	79.100	6.500	92.230	1.300	0.858	W	
1	U238	82.400	6.800	98.330	3.200	0.838	A	
Matrix: VE Vegetation Bq/kg								
1	AM241	7.200	0.300	6.915	0.419	1.041	A	
2	AM241	7.700	0.300	6.915	0.419	1.114	A	
2	CM244	4.700	0.200	4.308	1.021	1.091	A	
1	CM244	4.200	0.200	4.308	1.021	0.975	A	
1	CO60	32.800	1.100	35.300	1.436	0.929	A	A
1	CS137	1070.000	11.000	1030.000	51.800	1.039	A	A
1	K40	851.000	30.000	898.670	48.230	0.947	A	A
2	PU239	10.500	1.200	11.022	0.430	0.953	A	
1	PU239	10.700	1.300	11.022	0.430	0.971	A	
1	SR90	1410.000	14.000	1612.800	48.600	0.874	A	A
2	SR90	1500.000	15.000	1612.800	48.600	0.930	A	A
Matrix: WA Water Bq/L								
1	AM241	0.797	0.031	0.760	0.040	1.049	A	
1	CO60	193.000	2.000	209.000	7.590	0.923	A	A
1	CS137	46.800	0.500	45.133	2.467	1.037	A	A
1	PU238	1.240	0.050	1.088	0.058	1.139	W	
1	PU239	1.750	0.210	1.628	0.114	1.075	A	
1	SR90	3.250	0.060	3.729	0.364	0.872	A	A
2	SR90	3.540	0.060	3.729	0.364	0.949	A	A
1	U234	0.807	0.043	1.166	0.062	0.692	N	
1	U238	0.816	0.044	1.169	0.056	0.698	N	

Values for elemental uranium are reported in µg/filter, g, or mL. pCi/g or mL=Bq x 0.027**Evaluation:** A=Acceptable, W=Acceptable with Warning, N=Not Acceptable

If the evaluation system is not appropriate for the types of analyses performed in your lab, apply a site specific evaluation.

QAP 55 Results by Laboratory**Lab:** SI Jozef Stefan Institute, Slovenia

No. Test	Radionuclide	Reported Value	Reported Error	EML Value	EML Error	Reported EML	Evaluation	QAP 54 Evaluation
Matrix: AI Air Filter Bq / filter								
1	AM241	0.095	0.014	0.088	0.009	1.080	A	A
1	CO60	18.600	0.400	17.500	0.470	1.063	A	A
1	CS134	14.800	0.300	12.950	0.362	1.143	W	A
1	CS137	18.800	0.500	17.100	0.580	1.099	A	A
1	MN54	86.900	2.000	81.150	4.760	1.071	A	A
Matrix: SO Soil Bq/kg								
1	AC228	58.100	1.300	59.570	2.090	0.975	A	A
1	AM241	4.900	0.700	4.432	0.312	1.106	A	A
1	BI212	55.600	1.100	62.067	5.152	0.896	A	A
1	BI214	40.700	1.100	36.900	1.530	1.103	A	W
1	CS137	586.000	12.000	612.330	30.620	0.957	A	A
1	K40	553.000	12.000	623.330	33.040	0.887	W	A
1	PB212	59.100	1.400	58.330	3.130	1.013	A	A
1	PB214	42.400	0.900	39.670	1.720	1.069	A	W
1	U238	93.000	7.000	98.330	3.200	0.946	A	A
Matrix: VE Vegetation Bq/kg								
1	AM241	7.600	0.600	6.915	0.419	1.099	A	A
1	CO60	35.000	0.700	35.300	1.436	0.992	A	A
1	CS137	1023.000	20.000	1030.000	51.800	0.993	A	A
1	K40	852.000	19.000	898.670	48.230	0.948	A	A
Matrix: WA Water Bq/L								
1	AM241	0.800	0.100	0.760	0.040	1.053	A	A
1	CO60	205.000	4.000	209.000	7.590	0.981	A	A
1	CS137	45.400	0.900	45.133	2.467	1.006	A	A

Values for elemental uranium are reported in µg/filter, g, or mL. pCi/g or mL=Bq x 0.027
Evaluation: A=Acceptable, W=Acceptable with Warning, N=Not Acceptable

If the evaluation system is not appropriate for the types of analyses performed in your lab, apply a site specific evaluation.

QAP 55 Results by Laboratory**Lab:** SK Savannah River Plant

No. Test	Radionuclide	Reported Value	Reported Error	EML Value	EML Error	Reported EML	Evaluation	QAP 54 Evaluation
----------	--------------	----------------	----------------	-----------	-----------	--------------	------------	-------------------

Matrix: SO Soil Bq/kg

1	AC228	58.900	5.400	59.570	2.090	0.989	A	
1	AM241	6.020	0.960	4.432	0.312	1.358	A	
1	BI212	58.100	6.900	62.067	5.152	0.936	A	
1	BI214	38.400	3.100	36.900	1.530	1.041	A	
1	CS137	649.000	76.000	612.330	30.620	1.060	A	
1	K40	603.000	70.000	623.330	33.040	0.967	A	
1	PB212	60.900	4.200	58.330	3.130	1.044	A	
1	PB214	40.500	3.200	39.670	1.720	1.021	A	
1	TH234	94.700	11.100	100.067	6.204	0.946	A	
1	U238	104.000	26.000	98.330	3.200	1.058	A	

Matrix: WA Water Bq/L

1	AM241	0.770	0.210	0.760	0.040	1.014	A	
1	CO60	206.000	19.000	209.000	7.590	0.986	A	
1	CS137	47.100	4.400	45.133	2.467	1.044	A	
1	H3	215.000	6.000	207.000	2.690	1.039	A	
1	PU238	1.160	0.080	1.088	0.058	1.066	A	
1	PU239	1.780	0.130	1.628	0.114	1.093	A	

Values for elemental uranium are reported in µg/filter, g, or mL. pCi/g or mL=Bq x 0.027

Evaluation: A=Acceptable, W=Acceptable with Warning, N=Not Acceptable

If the evaluation system is not appropriate for the types of analyses performed in your lab, apply a site specific evaluation.

QAP 55 Results by Laboratory**Lab:** SL Stanford Linear Accelerator Center

No. Test	Radionuclide	Reported Value	Reported Error	EML Value	EML Error	Reported EML	Evaluation	QAP 54 Evaluation
Matrix: SO Soil Bq/kg								
1	CS137	885.920	105.690	612.330	30.620	1.447	N	
Matrix: WA Water Bq/L								
1	CO60	215.760	29.150	209.000	7.590	1.032	A	
1	CS137	73.930	31.310	45.133	2.467	1.638	N	

Values for elemental uranium are reported in µg/filter, g, or mL. pCi/g or mL=Bq x 0.027

Evaluation: A=Acceptable, W=Acceptable with Warning, N=Not Acceptable

If the evaluation system is not appropriate for the types of analyses performed in your lab, apply a site specific evaluation.

QAP 55 Results by Laboratory**Lab:** SN Sanford Cohen Associates, Inc., Montgomery, AL

No. Test	Radionuclide	Reported Value	Reported Error	EML Value	EML Error	Reported EML	Evaluation	QAP 54 Evaluation
Matrix: AI Air Filter Bq / filter								
1	AM241	0.101	0.017	0.088	0.009	1.148	A	A
1	GROSS ALPHA	6.711	0.390	5.362	0.536	1.252	W	A
1	GROSS BETA	11.525	1.183	12.770	1.277	0.903	A	A
1	PU239	0.237	0.033	0.229	0.017	1.034	A	A
1	U234	0.099	0.013	0.108	0.006	0.915	A	
1	U238	0.104	0.014	0.109	0.007	0.952	A	
Matrix: SO Soil Bq / kg								
1	AC228	63.300	11.600	59.570	2.090	1.063	A	A
1	AM241	4.170	2.320	4.432	0.312	0.941	A	A
1	BI212	34.800	16.100	62.067	5.152	0.561	A	W
1	BI214	36.100	6.990	36.900	1.530	0.978	A	W
1	CS137	599.000	59.000	612.330	30.620	0.978	A	A
1	K40	662.000	81.000	623.330	33.040	1.062	A	A
1	PB212	57.200	6.770	58.330	3.130	0.981	A	A
1	PB214	36.700	8.500	39.670	1.720	0.925	A	A
1	PU239	8.970	3.240	8.948	0.323	1.002	A	A
1	SR90	24.700	9.550	30.596	1.065	0.807	A	N
1	U234	90.600	12.300	92.230	1.300	0.982	A	
1	U238	101.000	13.200	98.330	3.200	1.027	A	
Matrix: VE Vegetation Bq / kg								
1	AM241	8.010	2.070	6.915	0.419	1.158	A	A
1	CM244	3.500	1.260	4.308	1.021	0.812	W	A
1	CO60	36.200	6.630	35.300	1.436	1.025	A	A
1	CS137	1108.000	109.000	1030.000	51.800	1.076	A	A
1	K40	1068.000	126.000	898.670	48.230	1.188	A	A
1	PU239	12.200	2.600	11.022	0.430	1.107	A	A
1	SR90	1484.000	58.000	1612.800	48.600	0.920	A	A
Matrix: WA Water Bq / L								
1	AM241	0.730	0.141	0.760	0.040	0.961	A	
1	CO60	211.000	22.000	209.000	7.590	1.010	A	A
1	CS137	44.765	4.713	45.133	2.467	0.992	A	A
1	GROSS ALPHA	833.000	76.800	1150.000	115.000	0.724	W	W
1	GROSS BETA	7141.000	729.000	7970.000	800.000	0.896	A	A
1	H3	223.000	28.000	207.000	2.690	1.077	A	A
1	NI63	43.850	0.053	45.250	4.530	0.969	A	
1	PU238	1.161	0.188	1.088	0.058	1.067	A	
1	PU239	1.767	0.260	1.628	0.114	1.085	A	
1	SR90	3.217	0.583	3.729	0.364	0.863	A	A
1	U234	1.217	0.164	1.166	0.062	1.044	A	
1	U238	1.210	0.163	1.169	0.056	1.035	A	

Values for elemental uranium are reported in µg/filter, g, or mL. pCi/g or mL=Bq x 0.027**Evaluation:** A=Acceptable, W=Acceptable with Warning, N=Not Acceptable

If the evaluation system is not appropriate for the types of analyses performed in your lab, apply a site specific evaluation.

QAP 55 Results by Laboratory**Lab:** SR Savannah River Environmental Laboratory

No. Test	Radionuclide	Reported Value	Reported Error	EML Value	EML Error	Reported EML	Evaluation	QAP 54 Evaluation
Matrix: AI Air Filter Bq / filter								
1	AM241	0.033	0.013	0.088	0.009	0.375	N	A
1	CO60	19.300	1.600	17.500	0.470	1.103	A	A
1	CS134	14.700	1.200	12.950	0.362	1.135	W	W
1	CS137	20.100	2.300	17.100	0.580	1.175	W	A
1	GROSS ALPHA	6.860	0.320	5.362	0.536	1.279	W	A
1	GROSS BETA	11.400	0.300	12.770	1.277	0.893	A	A
1	MN54	92.200	9.600	81.150	4.760	1.136	A	A
1	PU238	0.068	0.005	0.071	0.003	0.958	A	A
1	PU239	0.217	0.028	0.229	0.017	0.947	A	A
1	SR90	3.810	0.230	3.481	0.233	1.095	A	W
1	U234	0.103	0.012	0.108	0.006	0.952	A	A
1	U238	0.102	0.012	0.109	0.007	0.933	A	A

Matrix: SO Soil Bq / kg

1	AC228	63.600	6.100	59.570	2.090	1.068	A	
1	AM241	4.510	0.950	4.432	0.312	1.018	A	A
1	BI212	43.500	14.600	62.067	5.152	0.701	A	A
1	BI214	41.700	5.000	36.900	1.530	1.130	A	A
1	CS137	635.000	61.000	612.330	30.620	1.037	A	A
1	K40	649.000	75.000	623.330	33.040	1.041	A	A
1	PB212	54.100	5.600	58.330	3.130	0.927	A	N
1	PB214	41.400	5.600	39.670	1.720	1.044	A	A
1	PU238	12.700	2.040	12.610	0.312	1.007	A	
1	PU239	9.110	1.520	8.948	0.323	1.018	A	A
1	SR90	28.400	18.000	30.596	1.065	0.928	A	A
1	TH234	121.000	31.000	100.067	6.204	1.209	A	A
1	U234	84.900	11.900	92.230	1.300	0.921	A	A
1	U238	90.400	12.200	98.330	3.200	0.919	A	A

Matrix: VE Vegetation Bq / kg

1	AM241	5.780	0.970	6.915	0.419	0.836	W	W
1	CM244	3.050	0.550	4.308	1.021	0.708	W	W
1	CO60	39.300	5.800	35.300	1.436	1.113	A	A
1	CS137	1110.000	113.000	1030.000	51.800	1.078	A	A
1	K40	1000.000	147.000	898.670	48.230	1.113	A	A
1	PU239	9.420	1.360	11.022	0.430	0.855	A	A
1	SR90	1578.000	61.000	1612.800	48.600	0.978	A	A

Matrix: WA Water Bq / L

1	AM241	0.689	0.096	0.760	0.040	0.907	A	A
1	CO60	207.000	15.000	209.000	7.590	0.990	A	A
1	CS137	47.000	5.000	45.133	2.467	1.041	A	A
1	GROSS ALPHA	1228.000	214.000	1150.000	115.000	1.068	A	A

Values for elemental uranium are reported in µg/filter, g, or mL. pCi/g or mL=Bq x 0.027**Evaluation:** A=Acceptable, W=Acceptable with Warning, N=Not Acceptable

If the evaluation system is not appropriate for the types of analyses performed in your lab, apply a site specific evaluation.

QAP 55 Results by Laboratory**Lab:** SR Savannah River Environmental Laboratory

No. Test	Radionuclide	Reported Value	Reported Error	EML Value	EML Error	Reported EML	Evaluation	QAP 54 Evaluation
Matrix: WA Water Bq/L								
1	GROSS BETA	7943.000	888.000	7970.000	800.000	0.997	A	A
1	H3	222.000	17.000	207.000	2.690	1.072	A	N
1	PU238	0.994	0.143	1.088	0.058	0.913	A	A
1	PU239	1.530	0.220	1.628	0.114	0.940	A	A
1	SR90	4.870	1.020	3.729	0.364	1.306	W	A
1	U234	0.936	0.141	1.166	0.062	0.803	W	A
1	U238	0.935	0.123	1.169	0.056	0.800	W	A

Values for elemental uranium are reported in $\mu\text{g}/\text{filter}$, g, or mL. pCi/g or $\text{mL}=\text{Bq} \times 0.027$

Evaluation: A=Acceptable, W=Acceptable with Warning, N=Not Acceptable

If the evaluation system is not appropriate for the types of analyses performed in your lab, apply a site specific evaluation.

QAP 55 Results by Laboratory**Lab:** ST SC DHEC, Aiken, South Carolina

No. Test	Radionuclide	Reported Value	Reported Error	EML Value	EML Error	Reported EML	Evaluation	QAP 54 Evaluation
Matrix: WA Water Bq/L								
1	H3	210.200	8.400	207.000	2.690	1.015	A	A

Values for elemental uranium are reported in µg/filter, g, or mL. pCi/g or mL=Bq x 0.027**Evaluation:** A=Acceptable, W=Acceptable with Warning, N=Not AcceptableIf the evaluation system is not appropriate for the types of analyses performed in your lab, apply a site specific evaluation.

QAP 55 Results by Laboratory**Lab:** SW Southwest Research Institute, San Antonio, TX

No. Test	Radionuclide	Reported Value	Reported Error	EML Value	EML Error	Reported EML	Evaluation	QAP 54 Evaluation
Matrix: AI Air Filter Bq / filter								
1	GROSS ALPHA	1.352		5.362	0.536	0.252	N	
1	GROSS BETA	3.493		12.770	1.277	0.274	N	
Matrix: SO Soil Bq / kg								
1	AC228	76.590		59.570	2.090	1.286	W	
1	AM241	4.074		4.432	0.312	0.919	A	
1	BI212	66.210		62.067	5.152	1.067	A	
1	BI214	40.990		36.900	1.530	1.111	A	
1	CS137	680.800		612.330	30.620	1.112	A	
1	K40	735.100		623.330	33.040	1.179	A	
1	PB212	66.210		58.330	3.130	1.135	A	
1	PB214	41.230		39.670	1.720	1.039	A	
1	PU239	6.801		8.948	0.323	0.760	W	
1	TH234	174.400		100.067	6.204	1.743	W	
1	Ug U	7.550		7.948	0.125	0.950	A	A
Matrix: VE Vegetation Bq / kg								
1	AM241	7.711		6.915	0.419	1.115	A	
1	CM244	4.965		4.308	1.021	1.153	A	
1	CO60	49.650		35.300	1.436	1.407	W	
1	CS137	1522.000		1030.000	51.800	1.478	N	
1	K40	1399.000		898.670	48.230	1.557	N	
1	PU239	15.350		11.022	0.430	1.393	W	
Matrix: WA Water Bq / L								
1	Ug U	0.084		0.094	0.003	0.894	W	A

Values for elemental uranium are reported in µg/filter, g, or mL. pCi/g or mL=Bq x 0.027
Evaluation: A=Acceptable, W=Acceptable with Warning, N=Not Acceptable

If the evaluation system is not appropriate for the types of analyses performed in your lab, apply a site specific evaluation.

QAP 55 Results by Laboratory**Lab:** SX Saxton Nuclear Experimental Corp., Saxton, PA

No. Test	Radionuclide	Reported Value	Reported Error	EML Value	EML Error	Reported EML	Evaluation	QAP 54 Evaluation
Matrix: AI Air Filter Bq / filter								
1	CO60	16.560	0.690	17.500	0.470	0.946	A	A
1	CS134	11.000	0.420	12.950	0.362	0.849	A	A
1	CS137	17.020	0.940	17.100	0.580	0.995	A	A
1	MN54	81.040	4.330	81.150	4.760	0.999	A	A
Matrix: SO Soil Bq / kg								
1	CS137	537.980	29.260	612.330	30.620	0.879	W	A
1	K40	566.290	30.820	623.330	33.040	0.908	A	A
Matrix: VE Vegetation Bq / kg								
1	CO60	30.030	1.440	35.300	1.436	0.851	W	A
1	CS137	881.710	50.830	1030.000	51.800	0.856	W	A
1	K40	795.500	52.280	898.670	48.230	0.885	W	A
Matrix: WA Water Bq / L								
1	CO60	181.720	8.070	209.000	7.590	0.869	W	A
1	CS137	42.870	3.400	45.133	2.467	0.950	A	A
1	H3	260.480	24.140	207.000	2.690	1.258	A	A

Values for elemental uranium are reported in $\mu\text{g}/\text{filter}$, g, or mL. pCi/g or mL=Bq x 0.027

Evaluation: A=Acceptable, W=Acceptable with Warning, N=Not Acceptable

If the evaluation system is not appropriate for the types of analyses performed in your lab, apply a site specific evaluation.

QAP 55 Results by Laboratory**Lab:** SY Syrian Arab Republic Atomic Energy Commission

No. Test	Radionuclide	Reported Value	Reported Error	EML Value	EML Error	Reported EML	Evaluation	QAP 54 Evaluation
Matrix: SO Soil Bq/kg								
1	AC228	60.100	3.900	59.570	2.090	1.009	A	W
1	AM241	74.570	12.500	4.432	0.312	16.825	N	A
1	BI212	58.100	6.000	62.067	5.152	0.936	A	A
1	BI214	43.500	2.800	36.900	1.530	1.179	A	W
1	CS137	622.000	45.000	612.330	30.620	1.016	A	A
1	K40	593.000	41.000	623.330	33.040	0.951	A	A
1	PB212	58.300	4.000	58.330	3.130	0.999	A	A
1	PB214	39.170	3.600	39.670	1.720	0.987	A	
1	SR90	76.000	11.000	30.596	1.065	2.484	W	W
1	TH234	142.000	19.000	100.067	6.204	1.419	A	A
1	Ug U	8.930	0.280	7.948	0.125	1.124	W	A

Matrix: VE Vegetation Bq/kg

1	CO60	33.400	1.750	35.300	1.436	0.946	A	A
1	CS137	1025.000	50.000	1030.000	51.800	0.995	A	A
1	K40	881.000	47.000	898.670	48.230	0.980	A	A
1	SR90	673.000	27.000	1612.800	48.600	0.417	N	A

Matrix: WA Water Bq/L

1	CO60	204.000	5.810	209.000	7.590	0.976	A	
1	CS137	48.650	1.980	45.133	2.467	1.078	A	
1	H3	182.000	2.410	207.000	2.690	0.879	A	
1	Ug U	0.100	0.010	0.094	0.003	1.059	A	

Values for elemental uranium are reported in µg/filter, g, or mL. pCi/g or mL=Bq x 0.027**Evaluation:** A=Acceptable, W=Acceptable with Warning, N=Not Acceptable

If the evaluation system is not appropriate for the types of analyses performed in your lab, apply a site specific evaluation.

QAP 55 Results by Laboratory**Lab:** TE Environmental Inc., Northbrook, IL

No. Test	Radionuclide	Reported Value	Reported Error	EML Value	EML Error	Reported EML	Evaluation	QAP 54 Evaluation
Matrix: AI Air Filter Bq / filter								
1	AM241	0.090	0.030	0.088	0.009	1.023	A	A
1	Bq U	0.240	0.050	0.222	0.014	1.079	A	
1	CO60	16.900	0.300	17.500	0.470	0.966	A	A
1	CS134	11.800	0.200	12.950	0.362	0.911	A	A
1	CS137	18.300	0.300	17.100	0.580	1.070	A	A
1	GROSS ALPHA	6.300	0.100	5.362	0.536	1.175	A	W
1	GROSS BETA	13.800	0.100	12.770	1.277	1.081	A	A
1	MN54	85.400	1.300	81.150	4.760	1.052	A	A
1	PU238	0.051	0.010	0.071	0.003	0.718	W	A
1	PU239	0.220	0.020	0.229	0.017	0.960	A	W
1	SR90	3.110	0.060	3.481	0.233	0.893	A	A
Matrix: SO Soil Bq / kg								
1	AC228	68.100	1.400	59.570	2.090	1.143	A	A
1	AM241	5.200	1.300	4.432	0.312	1.173	A	A
1	BI212	65.100	1.600	62.067	5.152	1.049	A	N
1	BI214	47.300	4.700	36.900	1.530	1.282	W	W
1	Bq U	155.600	7.800	194.230	3.760	0.801	A	
1	CS137	659.200	10.800	612.330	30.620	1.077	A	A
1	K40	737.700	16.600	623.330	33.040	1.183	A	W
1	PB212	64.700	3.800	58.330	3.130	1.109	A	A
1	PB214	53.700	7.700	39.670	1.720	1.354	W	W
1	PU239	9.300	2.900	8.948	0.323	1.039	A	A
1	SR90	27.400	6.300	30.596	1.065	0.896	A	A
Matrix: VE Vegetation Bq / kg								
1	AM241	7.000	0.300	6.915	0.419	1.012	A	A
1	CM244	4.300	0.800	4.308	1.021	0.998	A	A
1	CO60	40.200	0.900	35.300	1.436	1.139	A	A
1	CS137	1184.000	2.800	1030.000	51.800	1.150	A	A
1	K40	1023.000	44.100	898.670	48.230	1.138	A	A
1	PU239	8.900	1.400	11.022	0.430	0.807	W	A
1	SR90	1364.000	18.400	1612.800	48.600	0.846	A	A
Matrix: WA Water Bq / L								
1	AM241	0.700	0.100	0.760	0.040	0.921	A	W
1	Bq U	2.200	0.200	2.372	0.118	0.927	A	
1	CO60	206.700	4.700	209.000	7.590	0.989	A	A
1	CS137	46.600	0.800	45.133	2.467	1.033	A	A
1	GROSS ALPHA	1220.000	32.000	1150.000	115.000	1.061	A	A
1	GROSS BETA	8461.000	206.000	7970.000	800.000	1.062	A	A
1	H3	254.100	3.600	207.000	2.690	1.228	A	A
1	NI63	50.900	3.000	45.250	4.530	1.125	A	

Values for elemental uranium are reported in µg/filter, g, or mL. pCi/g or mL=Bq x 0.027

Evaluation: A=Acceptable, W=Acceptable with Warning, N=Not Acceptable

If the evaluation system is not appropriate for the types of analyses performed in your lab, apply a site specific evaluation.

QAP 55 Results by Laboratory**Lab:** TE Environmental Inc., Northbrook, IL

No. Test	Radionuclide	Reported Value	Reported Error	EML Value	EML Error	Reported EML	Evaluation	QAP 54 Evaluation
Matrix: WA Water Bq/L								
1	PU238	1.100	0.100	1.088	0.058	1.011	A	A
1	PU239	1.600	0.100	1.628	0.114	0.983	A	A
1	SR90	4.100	0.300	3.729	0.364	1.099	A	A

Values for elemental uranium are reported in $\mu\text{g}/\text{filter}$, g, or mL. pCi/g or mL=Bq x 0.027

Evaluation: A=Acceptable, W=Acceptable with Warning, N=Not Acceptable

If the evaluation system is not appropriate for the types of analyses performed in your lab, apply a site specific evaluation.

QAP 55 Results by Laboratory**Lab:** TI Teledyne Brown Engineering Environmental Services, Knoxville, TN

No. Test	Radionuclide	Reported Value	Reported Error	EML Value	EML Error	Reported EML	Evaluation	QAP 54 Evaluation
Matrix: AI Air Filter Bq / filter								
1	AM241	0.089	0.022	0.088	0.009	1.011	A	W
1	CO60	18.800	0.300	17.500	0.470	1.074	A	A
1	CS134	12.700	0.700	12.950	0.362	0.981	A	A
1	CS137	20.800	0.500	17.100	0.580	1.216	W	A
1	GROSS ALPHA	5.420	0.190	5.362	0.536	1.011	A	A
1	GROSS BETA	12.000	0.200	12.770	1.277	0.940	A	A
1	MN54	97.100	1.660	81.150	4.760	1.197	A	A
1	PU238	0.060	0.019	0.071	0.003	0.838	W	A
1	PU239	0.287	0.047	0.229	0.017	1.253	W	W
1	SR90	2.560	0.340	3.481	0.233	0.735	W	A
1	Ug U	3.690	0.550	8.844	0.581	0.417	N	N
Matrix: SO Soil Bq / kg								
1	CS137	680.500	11.900	612.330	30.620	1.111	A	A
1	K40	673.000	21.000	623.330	33.040	1.080	A	A
1	PU239	7.420	1.280	8.948	0.323	0.829	W	A
1	SR90	29.600	6.300	30.596	1.065	0.967	A	A
1	Ug U	3.540	0.530	7.948	0.125	0.445	N	
Matrix: VE Vegetation Bq / kg								
1	CO60	39.800	1.000	35.300	1.436	1.127	A	A
1	CS137	1235.000	15.000	1030.000	51.800	1.199	A	A
1	K40	1090.000	27.000	898.670	48.230	1.213	A	A
1	PU239	11.600	2.150	11.022	0.430	1.052	A	A
1	SR90	1253.000	23.300	1612.800	48.600	0.777	A	A
Matrix: WA Water Bq / L								
1	AM241	0.763	0.130	0.760	0.040	1.004	A	W
1	CO60	207.300	3.500	209.000	7.590	0.992	A	A
1	CS137	47.700	1.800	45.133	2.467	1.057	A	A
1	GROSS ALPHA	1333.000	100.000	1150.000	115.000	1.159	W	A
1	GROSS BETA	8533.000	200.000	7970.000	800.000	1.071	A	A
1	H3	212.300	30.300	207.000	2.690	1.026	A	W
1	NI63	50.700	4.000	45.250	4.530	1.120	A	
1	PU238	1.210	0.220	1.088	0.058	1.112	W	W
1	PU239	1.860	0.340	1.628	0.114	1.143	W	W
1	SR90	4.760	2.220	3.729	0.364	1.276	W	A
1	Ug U	0.068	0.010	0.094	0.003	0.720	N	N

Values for elemental uranium are reported in µg/filter, g, or mL. pCi/g or mL=Bq x 0.027**Evaluation:** A=Acceptable, W=Acceptable with Warning, N=Not Acceptable

If the evaluation system is not appropriate for the types of analyses performed in your lab, apply a site specific evaluation.

QAP 55 Results by Laboratory**Lab:** TK ATG, Kingston, TN

No. Test	Radionuclide	Reported Value	Reported Error	EML Value	EML Error	Reported EML	Evaluation	QAP 54 Evaluation
Matrix: AI Air Filter Bq / filter								
1	CO60	17.930	1.530	17.500	0.470	1.025	A	
1	CS134	13.540	1.570	12.950	0.362	1.046	A	
1	CS137	18.330	1.390	17.100	0.580	1.072	A	
1	MN54	84.000	4.680	81.150	4.760	1.035	A	
Matrix: SO Soil Bq / kg								
1	CS137	675.250	110.370	612.330	30.620	1.103	A	
2	CS137	653.420	68.710	612.330	30.620	1.067	A	
1	K40	577.940	162.130	623.330	33.040	0.927	A	
2	K40	563.880	98.760	623.330	33.040	0.905	A	
Matrix: WA Water Bq / L								
1	CO60	205.350	21.500	209.000	7.590	0.983	A	
1	CS137	47.470	5.660	45.133	2.467	1.052	A	

Values for elemental uranium are reported in µg/filter, g, or mL. pCi/g or mL=Bq x 0.027

Evaluation: A=Acceptable, W=Acceptable with Warning, N=Not Acceptable

If the evaluation system is not appropriate for the types of analyses performed in your lab, apply a site specific evaluation.

QAP 55 Results by Laboratory**Lab:** TM Eberline Services Albuquerque Lab, NM

No. Test	Radionuclide	Reported Value	Reported Error	EML Value	EML Error	Reported EML	Evaluation	QAP 54 Evaluation
Matrix: AI Air Filter Bq / filter								
1	AM241	0.100	0.009	0.088	0.009	1.131	A	W
1	CO60	20.400	0.600	17.500	0.470	1.166	W	W
1	CS134	13.700	0.300	12.950	0.362	1.058	A	A
1	CS137	21.200	0.800	17.100	0.580	1.240	W	W
1	GROSS ALPHA	7.810	0.080	5.362	0.536	1.457	W	W
1	GROSS BETA	12.400	0.100	12.770	1.277	0.971	A	A
1	MN54	99.800	3.500	81.150	4.760	1.230	W	A
1	PU238	0.072	0.009	0.071	0.003	1.014	A	A
1	PU239	0.259	0.027	0.229	0.017	1.131	W	A
1	SR90	3.000	0.070	3.481	0.233	0.862	A	A
1	U234	0.109	0.009	0.108	0.006	1.007	A	A
1	U238	0.110	0.010	0.109	0.007	1.006	A	A
1	Ug U	8.960	0.480	8.844	0.581	1.013	A	A

Matrix: SO Soil Bq / kg

1	AC228	62.300	3.500	59.570	2.090	1.046	A	A
1	AM241	4.980	0.500	4.432	0.312	1.124	A	A
1	BI212	37.100	7.100	62.067	5.152	0.598	A	A
1	BI214	40.800	2.600	36.900	1.530	1.106	A	A
1	CS137	694.000	22.000	612.330	30.620	1.133	A	A
1	K40	671.000	59.000	623.330	33.040	1.076	A	A
1	PB212	63.300	2.600	58.330	3.130	1.085	A	A
1	PB214	37.200	4.200	39.670	1.720	0.938	A	W
1	PU239	8.510	1.050	8.948	0.323	0.951	A	N
1	SR90	22.300	11.900	30.596	1.065	0.729	W	A
1	TH234	74.500	14.100	100.067	6.204	0.745	W	N
1	U234	90.800	10.900	92.230	1.300	0.984	A	A
1	U238	89.500	10.500	98.330	3.200	0.910	A	A
1	Ug U	7.020	0.830	7.948	0.125	0.883	A	A

Matrix: VE Vegetation Bq / kg

1	AM241	8.080	0.500	6.915	0.419	1.168	A	A
1	CM244	6.140	0.460	4.308	1.021	1.425	W	A
1	CO60	31.700	2.300	35.300	1.436	0.898	A	A
1	CS137	962.000	48.000	1030.000	51.800	0.934	A	A
1	K40	914.000	115.000	898.670	48.230	1.017	A	A
1	PU239	10.400	1.100	11.022	0.430	0.944	A	A
1	SR90	1410.000	30.000	1612.800	48.600	0.874	A	A

Matrix: WA Water Bq / L

1	AM241	0.847	0.065	0.760	0.040	1.115	A	W
1	CO60	216.000	5.000	209.000	7.590	1.033	A	A
1	CS137	48.400	2.000	45.133	2.467	1.072	A	A

Values for elemental uranium are reported in µg/filter, g, or mL. pCi/g or mL=Bq x 0.027**Evaluation:** A=Acceptable, W=Acceptable with Warning, N=Not Acceptable

If the evaluation system is not appropriate for the types of analyses performed in your lab, apply a site specific evaluation.

QAP 55 Results by Laboratory**Lab:** TM Eberline Services Albuquerque Lab, NM

No. Test	Radionuclide	Reported Value	Reported Error	EML Value	EML Error	Reported EML	Evaluation	QAP 54 Evaluation
Matrix: WA Water Bq/L								
1	GROSS ALPHA	1190.000	40.000	1150.000	115.000	1.035	A	N
1	GROSS BETA	7590.000	80.000	7970.000	800.000	0.952	A	A
1	H3	228.000	21.000	207.000	2.690	1.101	A	W
1	PU238	1.220	0.130	1.088	0.058	1.121	W	A
1	PU239	1.930	0.200	1.628	0.114	1.186	W	A
1	SR90	3.960	0.390	3.729	0.364	1.062	A	A
1	U234	1.250	0.090	1.166	0.062	1.072	A	A
1	U238	1.190	0.090	1.169	0.056	1.018	A	A
1	Ug U	0.091	0.009	0.094	0.003	0.964	A	N

Values for elemental uranium are reported in µg/filter, g, or mL. pCi/g or mL=Bq x 0.027

Evaluation: A=Acceptable, W=Acceptable with Warning, N=Not Acceptable

If the evaluation system is not appropriate for the types of analyses performed in your lab, apply a site specific evaluation.

QAP 55 Results by Laboratory**Lab:** TN Eberline Services, Richmond, CA

No. Test	Radionuclide	Reported Value	Reported Error	EML Value	EML Error	Reported EML	Evaluation	QAP 54 Evaluation
Matrix: AI Air Filter Bq / filter								
1	AM241	0.078	0.008	0.088	0.009	0.882	A	W
1	CO60	15.540	0.350	17.500	0.470	0.888	A	A
1	CS134	14.090	0.660	12.950	0.362	1.088	A	W
1	CS137	15.550	0.350	17.100	0.580	0.909	A	A
1	GROSS ALPHA	3.807	0.191	5.362	0.536	0.710	W	W
1	GROSS BETA	11.750	0.590	12.770	1.277	0.920	A	A
1	MN54	74.610	0.620	81.150	4.760	0.919	A	A
1	PU238	0.064	0.009	0.071	0.003	0.904	A	W
1	PU239	0.219	0.015	0.229	0.017	0.956	A	W
1	SR90	3.372	0.098	3.481	0.233	0.969	A	A
1	U234	0.095	0.007	0.108	0.006	0.876	W	W
1	U238	0.096	0.007	0.109	0.007	0.879	W	N
1	Ug U	7.920	0.910	8.844	0.581	0.896	W	W

Matrix: SO Soil Bq / kg

1	AC228	49.190	9.240	59.570	2.090	0.826	W	
1	AM241	4.018	0.811	4.432	0.312	0.907	A	A
1	BI212	29.180	10.150	62.067	5.152	0.470	W	A
1	BI214	31.380	3.150	36.900	1.530	0.850	W	A
1	CS137	546.400	4.600	612.330	30.620	0.892	W	A
1	K40	522.300	82.000	623.330	33.040	0.838	W	A
1	PB212	53.490	3.070	58.330	3.130	0.917	A	W
1	PB214	36.530	3.560	39.670	1.720	0.921	A	W
1	PU239	8.988	1.028	8.948	0.323	1.004	A	A
1	SR90	30.550	3.420	30.596	1.065	0.998	A	A
1	U234	82.910	4.040	92.230	1.300	0.899	A	W
1	U238	81.850	4.020	98.330	3.200	0.832	A	W
1	Ug U	6.820	0.780	7.948	0.125	0.858	A	A

Matrix: VE Vegetation Bq / kg

1	AM241	6.711	1.052	6.915	0.419	0.970	A	A
1	CM244	4.524	0.866	4.308	1.021	1.050	A	W
1	CO60	30.950	1.410	35.300	1.436	0.877	W	W
1	CS137	928.000	4.000	1030.000	51.800	0.901	A	A
1	K40	811.400	25.400	898.670	48.230	0.903	A	W
1	PU239	12.660	1.700	11.022	0.430	1.149	A	W
1	SR90	1587.600	37.300	1612.800	48.600	0.984	A	A

Matrix: WA Water Bq / L

1	AM241	0.703	0.040	0.760	0.040	0.925	A	A
1	CO60	228.400	2.300	209.000	7.590	1.093	A	A
1	CS137	52.250	1.270	45.133	2.467	1.158	W	A
1	GROSS ALPHA	1054.000	53.000	1150.000	115.000	0.917	A	N

Values for elemental uranium are reported in µg/filter, g, or mL. pCi/g or mL=Bq x 0.027**Evaluation:** A=Acceptable, W=Acceptable with Warning, N=Not Acceptable

If the evaluation system is not appropriate for the types of analyses performed in your lab, apply a site specific evaluation.

QAP 55 Results by Laboratory**Lab:** TN Eberline Services, Richmond, CA

No. Test	Radionuclide	Reported Value	Reported Error	EML Value	EML Error	Reported EML	Evaluation	QAP 54 Evaluation
Matrix: WA Water Bq/L								
1	GROSS BETA	8125.000	406.000	7970.000	800.000	1.019	A	A
1	H3	221.420	9.690	207.000	2.690	1.070	A	A
1	PU238	1.141	0.071	1.088	0.058	1.049	A	A
1	PU239	1.825	0.101	1.628	0.114	1.121	W	A
1	SR90	4.072	0.128	3.729	0.364	1.092	A	A
1	U234	1.070	0.047	1.166	0.062	0.918	A	A
1	U238	1.025	0.046	1.169	0.056	0.877	W	A
1	Ug U	0.080	0.009	0.094	0.003	0.843	W	W

Values for elemental uranium are reported in µg/filter, g, or mL. pCi/g or mL=Bq x 0.027

Evaluation: A=Acceptable, W=Acceptable with Warning, N=Not Acceptable

If the evaluation system is not appropriate for the types of analyses performed in your lab, apply a site specific evaluation.

QAP 55 Results by Laboratory**Lab:** TO Eberline Services Oak Ridge Laboratory

No. Test	Radionuclide	Reported Value	Reported Error	EML Value	EML Error	Reported EML	Evaluation	QAP 54 Evaluation
Matrix: AI Air Filter Bq / filter								
1	AM241	0.080	0.036	0.088	0.009	0.909	A	A
1	CO60	18.292	0.865	17.500	0.470	1.045	A	A
1	CS134	13.443	0.495	12.950	0.362	1.038	A	A
1	CS137	20.926	1.374	17.100	0.580	1.224	W	A
1	GROSS ALPHA	7.753	0.036	5.362	0.536	1.446	W	W
1	GROSS BETA	11.920	0.034	12.770	1.277	0.933	A	A
1	MN54	94.834	6.442	81.150	4.760	1.169	A	A
1	PU238	0.090	0.035	0.071	0.003	1.268	W	W
1	PU239	0.235	0.063	0.229	0.017	1.026	A	A
1	SR90	3.161	0.179	3.481	0.233	0.908	A	W
1	U234	0.116	0.030	0.108	0.006	1.072	A	W
1	U238	0.116	0.028	0.109	0.007	1.061	A	A
1	Ug U	8.074	1.202	8.844	0.581	0.913	A	W

Matrix: SO Soil Bq / kg

1	AC228	53.260	2.862	59.570	2.090	0.894	A	N
1	AM241	4.739	1.321	4.432	0.312	1.069	A	A
1	BI212	53.260	5.280	62.067	5.152	0.858	A	W
1	BI214	36.755	1.994	36.900	1.530	0.996	A	W
1	CS137	550.710	26.620	612.330	30.620	0.899	W	W
1	K40	568.345	30.368	623.330	33.040	0.912	A	W
1	PB212	53.257	7.545	58.330	3.130	0.913	A	A
1	PB214	38.539	3.830	39.670	1.720	0.971	A	N
1	PU239	8.917	1.160	8.948	0.323	0.997	A	N
1	SR90	25.497	0.957	30.596	1.065	0.833	A	N
1	TH234	82.077	14.603	100.067	6.204	0.820	A	A
1	U234	85.260	10.428	92.230	1.300	0.924	A	N
1	U238	90.625	11.032	98.330	3.200	0.922	A	W
1	Ug U	7.343	0.887	7.948	0.125	0.924	A	W

Matrix: VE Vegetation Bq / kg

1	AM241	7.327	1.843	6.915	0.419	1.060	A	A
1	CM244	5.820	1.027	4.308	1.021	1.351	W	N
1	CO60	31.459	1.713	35.300	1.436	0.891	A	A
1	CS137	930.366	49.342	1030.000	51.800	0.903	A	A
1	K40	804.658	49.437	898.670	48.230	0.895	W	A
1	PU239	11.028	1.164	11.022	0.430	1.001	A	A
1	SR90	1404.438	14.005	1612.800	48.600	0.871	A	A

Matrix: WA Water Bq / L

1	AM241	0.732	0.077	0.760	0.040	0.964	A	A
1	CO60	220.719	8.370	209.000	7.590	1.056	A	A
1	CS137	49.913	2.716	45.133	2.467	1.106	A	A

Values for elemental uranium are reported in µg/filter, g, or mL. pCi/g or mL=Bq x 0.027**Evaluation:** A=Acceptable, W=Acceptable with Warning, N=Not Acceptable

If the evaluation system is not appropriate for the types of analyses performed in your lab, apply a site specific evaluation.

QAP 55 Results by Laboratory**Lab:** TO Eberline Services Oak Ridge Laboratory

No. Test	Radionuclide	Reported Value	Reported Error	EML Value	EML Error	Reported EML	Evaluation	QAP 54 Evaluation
Matrix: WA Water Bq/L								
1	GROSS ALPHA	1092.954	16.055	1150.000	115.000	0.950	A	
1	GROSS BETA	7560.894	31.429	7970.000	800.000	0.949	A	
1	H3	228.320	21.120	207.000	2.690	1.103	A	W
1	NI63	52.569	1.968	45.250	4.530	1.162	W	
1	PU238	1.003	0.103	1.088	0.058	0.922	A	A
1	PU239	1.624	0.161	1.628	0.114	0.998	A	A
1	SR90	4.205	0.495	3.729	0.364	1.128	A	A
1	U234	1.057	0.108	1.166	0.062	0.907	A	A
1	U238	1.111	0.112	1.169	0.056	0.950	A	A
1	Ug U	0.094	0.009	0.094	0.003	0.997	A	

Values for elemental uranium are reported in $\mu\text{g}/\text{filter}$, g, or mL. pCi/g or mL=Bq x 0.027

Evaluation: A=Acceptable, W=Acceptable with Warning, N=Not Acceptable

If the evaluation system is not appropriate for the types of analyses performed in your lab, apply a site specific evaluation.

QAP 55 Results by Laboratory**Lab:** TP Taiwan Power Company, Taipei, Taiwan

No. Test	Radionuclide	Reported Value	Reported Error	EML Value	EML Error	Reported EML	Evaluation	QAP 54 Evaluation
Matrix: AI Air Filter Bq / filter								
1	CO60	18.210	0.310	17.500	0.470	1.041	A	A
1	CS134	13.910	0.320	12.950	0.362	1.074	A	A
1	CS137	18.480	0.510	17.100	0.580	1.081	A	A
1	MN54	85.970	1.870	81.150	4.760	1.059	A	A
Matrix: SO Soil Bq / kg								
1	AC228	60.590	2.560	59.570	2.090	1.017	A	A
1	BI212	61.740	1.710	62.067	5.152	0.995	A	A
1	BI214	40.110	1.470	36.900	1.530	1.087	A	A
1	CS137	610.070	4.830	612.330	30.620	0.996	A	A
1	K40	619.510	4.580	623.330	33.040	0.994	A	A
1	PB212	63.000	1.040	58.330	3.130	1.080	A	A
1	PB214	41.170	1.000	39.670	1.720	1.038	A	A
Matrix: VE Vegetation Bq / kg								
1	CO60	34.380	1.530	35.300	1.436	0.974	A	A
1	CS137	963.410	5.890	1030.000	51.800	0.935	A	A
1	K40	901.130	21.080	898.670	48.230	1.003	A	A
Matrix: WA Water Bq / L								
1	CO60	205.560	1.460	209.000	7.590	0.984	A	A
1	CS137	45.850	1.590	45.133	2.467	1.016	A	A
1	H3	163.010	1.920	207.000	2.690	0.787	W	A

Values for elemental uranium are reported in µg/filter, g, or mL. pCi/g or mL=Bq x 0.027
Evaluation: A=Acceptable, W=Acceptable with Warning, N=Not Acceptable

If the evaluation system is not appropriate for the types of analyses performed in your lab, apply a site specific evaluation.

QAP 55 Results by Laboratory**Lab:** TQ Institute of Nuclear Energy Research, Taiwan

No. Test	Radionuclide	Reported Value	Reported Error	EML Value	EML Error	Reported EML	Evaluation	QAP 54 Evaluation
Matrix: AI Air Filter Bq / filter								
1	CO60	19.600	1.900	17.500	0.470	1.120	A	A
1	CS134	14.400	1.600	12.950	0.362	1.112	W	A
1	CS137	20.000	2.000	17.100	0.580	1.170	W	A
1	GROSS ALPHA	5.530	0.050	5.362	0.536	1.031	A	A
1	GROSS BETA	10.540	0.010	12.770	1.277	0.825	W	A
1	MN54	89.000	8.700	81.150	4.760	1.097	A	A

Matrix: SO Soil Bq / kg

1	AC228	56.200	1.600	59.570	2.090	0.943	A	A
1	BI212	65.000	1.700	62.067	5.152	1.047	A	A
1	BI214	38.000	1.400	36.900	1.530	1.030	A	W
1	CS137	596.000	7.800	612.330	30.620	0.973	A	A
1	K40	590.000	8.600	623.330	33.040	0.947	A	A
1	PB212	63.900	0.900	58.330	3.130	1.095	A	A
1	PB214	40.900	0.600	39.670	1.720	1.031	A	N
1	SR90	24.800	0.900	30.596	1.065	0.811	A	A

Matrix: VE Vegetation Bq / kg

1	CO60	36.900	0.700	35.300	1.436	1.045	A	A
1	CS137	1122.000	17.200	1030.000	51.800	1.089	A	A
1	K40	924.000	16.000	898.670	48.230	1.028	A	A
1	SR90	1477.000	6.000	1612.800	48.600	0.916	A	A

Matrix: WA Water Bq / L

1	CO60	201.000	2.500	209.000	7.590	0.962	A	A
1	CS137	47.000	0.600	45.133	2.467	1.041	A	A
1	GROSS ALPHA	1210.000	24.000	1150.000	115.000	1.052	A	A
2	GROSS ALPHA	1196.000	37.000	1150.000	115.000	1.040	A	A
1	GROSS BETA	6324.000	36.000	7970.000	800.000	0.793	A	A
2	GROSS BETA	7530.000	96.000	7970.000	800.000	0.945	A	A
1	H3	177.800	4.000	207.000	2.690	0.859	A	A
1	SR90	3.510	0.130	3.729	0.364	0.941	A	W

Values for elemental uranium are reported in µg/filter, g, or mL. pCi/g or mL=Bq x 0.027**Evaluation:** A=Acceptable, W=Acceptable with Warning, N=Not Acceptable

If the evaluation system is not appropriate for the types of analyses performed in your lab, apply a site specific evaluation.

QAP 55 Results by Laboratory**Lab:** TW Taiwan Radiation Monitoring Center

No. Test	Radionuclide	Reported Value	Reported Error	EML Value	EML Error	Reported EML	Evaluation	QAP 54 Evaluation
Matrix: AI Air Filter Bq / filter								
1	CO60	19.500	0.410	17.500	0.470	1.114	A	A
1	CS134	13.800	0.180	12.950	0.362	1.066	A	A
1	CS137	19.400	0.440	17.100	0.580	1.135	A	A
1	GROSS ALPHA	4.740	0.060	5.362	0.536	0.884	A	A
1	GROSS BETA	11.080	0.100	12.770	1.277	0.868	W	A
1	MN54	90.500	1.750	81.150	4.760	1.115	A	A
Matrix: SO Soil Bq / kg								
1	AC228	57.200	2.190	59.570	2.090	0.960	A	A
1	AM241	4.810	0.130	4.432	0.312	1.085	A	
1	BI212	58.100	5.610	62.067	5.152	0.936	A	A
1	BI214	34.900	1.340	36.900	1.530	0.946	A	W
1	CS137	606.000	5.150	612.330	30.620	0.990	A	A
1	K40	608.000	13.250	623.330	33.040	0.975	A	A
1	PB212	58.700	1.140	58.330	3.130	1.006	A	A
1	PB214	42.300	1.770	39.670	1.720	1.066	A	W
1	PU238	13.830	0.200	12.610	0.312	1.097	A	
1	PU239	10.170	0.160	8.948	0.323	1.137	A	
1	SR90	25.810	1.120	30.596	1.065	0.844	A	
Matrix: VE Vegetation Bq / kg								
1	CO60	35.600	0.840	35.300	1.436	1.008	A	A
1	CS137	1117.000	8.270	1030.000	51.800	1.084	A	A
1	K40	989.000	21.560	898.670	48.230	1.101	A	A
1	SR90	1232.000	7.040	1612.800	48.600	0.764	A	
Matrix: WA Water Bq / L								
1	CO60	206.000	1.420	209.000	7.590	0.986	A	A
1	CS137	47.100	0.870	45.133	2.467	1.044	A	A
1	GROSS ALPHA	1006.000	25.610	1150.000	115.000	0.875	A	A
1	GROSS BETA	6521.000	59.080	7970.000	800.000	0.818	A	A
1	H3	173.900	0.720	207.000	2.690	0.840	A	
1	SR90	3.400	0.130	3.729	0.364	0.912	A	
1	U234	1.260	0.070	1.166	0.062	1.081	A	
1	U238	1.070	0.060	1.169	0.056	0.915	A	

Values for elemental uranium are reported in µg/filter, g, or mL. pCi/g or mL=Bq x 0.027
Evaluation: A=Acceptable, W=Acceptable with Warning, N=Not Acceptable

If the evaluation system is not appropriate for the types of analyses performed in your lab, apply a site specific evaluation.

QAP 55 Results by Laboratory**Lab:** TX Texas Dept. of Health/Laboratories, Austin

No. Test	Radionuclide	Reported Value	Reported Error	EML Value	EML Error	Reported EML	Evaluation	QAP 54 Evaluation
Matrix: AI Air Filter Bq / filter								
1	AM241	0.074	0.002	0.088	0.009	0.841	W	
1	CO60	17.300	0.100	17.500	0.470	0.989	A	A
1	CS134	11.800	0.100	12.950	0.362	0.911	A	A
1	CS137	17.400	0.200	17.100	0.580	1.018	A	A
1	GROSS ALPHA	6.310	0.110	5.362	0.536	1.177	A	A
1	GROSS BETA	11.700	0.200	12.770	1.277	0.916	A	A
1	MN54	84.200	0.700	81.150	4.760	1.038	A	A
1	PU238	0.075	0.003	0.071	0.003	1.056	A	A
1	PU239	0.232	0.005	0.229	0.017	1.013	A	A
1	U234	0.096	0.004	0.108	0.006	0.887	W	A
1	U238	0.101	0.004	0.109	0.007	0.924	A	A

Matrix: SO Soil Bq / kg

1	AC228	57.700	1.500	59.570	2.090	0.969	A	A
1	AM241	5.060	0.460	4.432	0.312	1.142	A	
1	BI212	34.300	3.100	62.067	5.152	0.553	W	A
1	BI214	36.300	1.100	36.900	1.530	0.984	A	A
1	CS137	611.000	5.000	612.330	30.620	0.998	A	A
1	K40	625.000	12.000	623.330	33.040	1.003	A	A
1	PB212	55.100	1.100	58.330	3.130	0.945	A	A
1	PB214	39.400	1.300	39.670	1.720	0.993	A	W
1	PU238	12.900	0.600	12.610	0.312	1.023	A	
1	PU239	9.360	0.490	8.948	0.323	1.046	A	A
1	SR90	33.300	5.500	30.596	1.065	1.088	A	A
1	TH234	74.500	9.900	100.067	6.204	0.745	W	A
1	U234	86.500	1.900	92.230	1.300	0.938	A	A
1	U238	92.400	1.900	98.330	3.200	0.940	A	A

Matrix: VE Vegetation Bq / kg

1	AM241	7.530	0.450	6.915	0.419	1.089	A	
1	CO60	40.400	1.300	35.300	1.436	1.144	A	A
1	CS137	1149.000	9.000	1030.000	51.800	1.116	A	A
1	K40	1046.000	24.000	898.670	48.230	1.164	A	A
1	PU239	11.300	0.500	11.022	0.430	1.025	A	A
1	SR90	1509.000	35.000	1612.800	48.600	0.936	A	A

Matrix: WA Water Bq / L

1	AM241	0.779	0.043	0.760	0.040	1.025	A	
1	CO60	217.000	1.000	209.000	7.590	1.038	A	A
1	CS137	48.700	0.700	45.133	2.467	1.079	A	A
1	GROSS ALPHA	1273.000	33.000	1150.000	115.000	1.107	A	N
1	GROSS BETA	7673.000	81.000	7970.000	800.000	0.963	A	W
1	H3	246.000	17.000	207.000	2.690	1.188	A	A

Values for elemental uranium are reported in µg/filter, g, or mL. pCi/g or mL=Bq x 0.027**Evaluation:** A=Acceptable, W=Acceptable with Warning, N=Not Acceptable

If the evaluation system is not appropriate for the types of analyses performed in your lab, apply a site specific evaluation.

QAP 55 Results by Laboratory**Lab:** TX Texas Dept. of Health/Laboratories, Austin

No. Test	Radionuclide	Reported Value	Reported Error	EML Value	EML Error	Reported EML	Evaluation	QAP 54 Evaluation
Matrix: WA Water Bq/L								
1	PU238	1.110	0.040	1.088	0.058	1.020	A	A
1	PU239	1.760	0.050	1.628	0.114	1.081	A	A
1	SR90	4.570	0.680	3.729	0.364	1.226	W	A
1	U234	1.110	0.040	1.166	0.062	0.952	A	A
1	U238	1.080	0.040	1.169	0.056	0.924	A	A

Values for elemental uranium are reported in $\mu\text{g}/\text{filter}$, g, or mL. pCi/g or mL=Bq x 0.027

Evaluation: A=Acceptable, W=Acceptable with Warning, N=Not Acceptable

If the evaluation system is not appropriate for the types of analyses performed in your lab, apply a site specific evaluation.

QAP 55 Results by Laboratory**Lab:** UC United States Enrichment Corporation, Paducah, KY

No. Test	Radionuclide	Reported Value	Reported Error	EML Value	EML Error	Reported EML	Evaluation	QAP 54 Evaluation
Matrix: SO Soil Bq/kg								
1	CS137	688.000	73.500	612.330	30.620	1.124	A	A
1	K40	686.000	75.400	623.330	33.040	1.101	A	A
Matrix: VE Vegetation Bq/kg								
1	CO60	41.900	4.420	35.300	1.436	1.187	A	A
1	K40	1130.000	121.000	898.670	48.230	1.257	W	A
Matrix: WA Water Bq/L								
1	CO60	221.000	22.300	209.000	7.590	1.057	A	A
1	CS137	50.000	5.600	45.133	2.467	1.108	A	A
1	PU238	1.140	0.193	1.088	0.058	1.048	A	A
1	PU239	1.740	0.236	1.628	0.114	1.069	A	A

Values for elemental uranium are reported in $\mu\text{g}/\text{filter}$, g, or mL. pCi/g or $\text{mL}=\text{Bq} \times 0.027$

Evaluation: A=Acceptable, W=Acceptable with Warning, N=Not Acceptable

If the evaluation system is not appropriate for the types of analyses performed in your lab, apply a site specific evaluation.

QAP 55 Results by Laboratory**Lab:** UG USGS Menlo Park WRD sediment radioisotope laboratory

No. Test	Radionuclide	Reported Value	Reported Error	EML Value	EML Error	Reported EML	Evaluation	QAP 54 Evaluation
---------------------	---------------------	---------------------------	---------------------------	----------------------	----------------------	-------------------------	-------------------	------------------------------

Matrix: SO Soil Bq/kg

1	CS137	614.400	26.500	612.330	30.620	1.003	A	A
---	-------	---------	--------	---------	--------	-------	---	---

Values for elemental uranium are reported in µg/filter, g, or mL. pCi/g or mL=Bq x 0.027**Evaluation:** A=Acceptable, W=Acceptable with Warning, N=Not AcceptableIf the evaluation system is not appropriate for the types of analyses performed in your lab, apply a site specific evaluation.

QAP 55 Results by Laboratory**Lab:** UP BWXT Y-12, L.L.C. Analytical Chemistry Organization Oak Ridge

No. Test	Radionuclide	Reported Value	Reported Error	EML Value	EML Error	Reported EML	Evaluation	QAP 54 Evaluation
Matrix: SO Soil Bq/kg								
1	Ug U	7.650	0.800	7.948	0.125	0.963	A	A
Matrix: WA Water Bq/L								
1	Ug U	0.090	0.009	0.094	0.003	0.953	A	N
Matrix: AI Air Filter Bq/filter								
1	AM241	0.093	0.011	0.088	0.009	1.058	A	W
1	Bq U	0.207	0.026	0.222	0.014	0.930	A	A
1	CO60	16.600	1.600	17.500	0.470	0.949	A	A
1	CS134	11.800	0.630	12.950	0.362	0.911	A	A
1	CS137	15.900	1.000	17.100	0.580	0.930	A	A
1	GROSS ALPHA	5.250	0.140	5.362	0.536	0.979	A	A
1	GROSS BETA	10.900	1.600	12.770	1.277	0.854	W	A
1	MN54	77.900	6.000	81.150	4.760	0.960	A	A
1	PU238	0.075	0.009	0.071	0.003	1.063	A	A
1	PU239	0.253	0.026	0.229	0.017	1.104	A	A
1	SR90	2.600	0.087	3.481	0.233	0.747	W	A
Matrix: SO Soil Bq/kg								
1	Bq U	147.000	14.100	194.230	3.760	0.757	W	A
1	CS137	583.680	59.800	612.330	30.620	0.953	A	A
1	K40	602.420	77.200	623.330	33.040	0.966	A	A
1	PU239	8.550	2.100	8.948	0.323	0.956	A	A
1	SR90	29.040	18.600	30.596	1.065	0.949	A	A
1	TH234	112.760	32.800	100.067	6.204	1.127	A	A
1	U234	69.600	7.200	92.230	1.300	0.755	W	
1	U238	72.800	7.400	98.330	3.200	0.740	W	
Matrix: VE Vegetation Bq/kg								
1	AM241	7.300	0.800	6.915	0.419	1.056	A	A
1	CM244	4.160	0.500	4.308	1.021	0.966	A	A
1	CO60	34.900	3.600	35.300	1.436	0.989	A	W
1	CS137	956.000	97.000	1030.000	51.800	0.928	A	A
1	K40	877.000	103.000	898.670	48.230	0.976	A	A
1	PU239	10.600	1.100	11.022	0.430	0.962	A	A
1	SR90	988.000	21.000	1612.800	48.600	0.613	W	A
Matrix: WA Water Bq/L								
1	AM241	0.650	0.073	0.760	0.040	0.856	W	W
1	Bq U	2.190	0.270	2.372	0.118	0.923	A	W
1	CO60	204.000	15.000	209.000	7.590	0.976	A	A

Values for elemental uranium are reported in µg/filter, g, or mL. pCi/g or mL=Bq x 0.027**Evaluation:** A=Acceptable, W=Acceptable with Warning, N=Not Acceptable

If the evaluation system is not appropriate for the types of analyses performed in your lab, apply a site specific evaluation.

QAP 55 Results by Laboratory**Lab:** UY BWXT Y-12, L.L.C. Analytical Chemistry Organization Oak Ridge

No. Test	Radionuclide	Reported Value	Reported Error	EML Value	EML Error	Reported EML	Evaluation	QAP 54 Evaluation
Matrix: WA Water Bq/L								
1	CS137	47.400	6.400	45.133	2.467	1.050	A	A
1	GROSS ALPHA	1000.000	41.000	1150.000	115.000	0.870	A	A
1	GROSS BETA	6960.000	85.000	7970.000	800.000	0.873	A	A
1	H3	225.000	10.000	207.000	2.690	1.087	A	N
1	PU238	1.100	0.110	1.088	0.058	1.011	A	A
1	PU239	1.700	0.170	1.628	0.114	1.044	A	A
1	SR90	3.440	0.210	3.729	0.364	0.922	A	A

Values for elemental uranium are reported in $\mu\text{g}/\text{filter}$, g, or mL. pCi/g or mL=Bq x 0.027

Evaluation: A=Acceptable, W=Acceptable with Warning, N=Not Acceptable

If the evaluation system is not appropriate for the types of analyses performed in your lab, apply a site specific evaluation.

QAP 55 Results by Laboratory**Lab:** WA Environmental Radiation Lab, Off. of Public Health Labs. Seattle

No. Test	Radionuclide	Reported Value	Reported Error	EML Value	EML Error	Reported EML	Evaluation	QAP 54 Evaluation
Matrix: AI Air Filter Bq / filter								
1	AM241	0.072	0.017	0.088	0.009	0.818	W	A
1	Bq U	0.234	0.022	0.222	0.014	1.052	A	N
1	CO60	19.600	0.300	17.500	0.470	1.120	A	A
1	CS134	13.000	0.500	12.950	0.362	1.004	A	A
1	CS137	19.900	0.900	17.100	0.580	1.164	W	A
1	GROSS ALPHA	5.440	0.150	5.362	0.536	1.015	A	A
1	GROSS BETA	12.100	0.200	12.770	1.277	0.948	A	A
1	MN54	102.000	7.000	81.150	4.760	1.257	W	W
1	PU238	0.073	0.011	0.071	0.003	1.028	A	A
1	PU239	0.244	0.020	0.229	0.017	1.065	A	A
1	SR90	3.440	0.350	3.481	0.233	0.988	A	W
1	U234	0.102	0.015	0.108	0.006	0.943	A	N
1	U238	0.126	0.016	0.109	0.007	1.153	A	W

Matrix: SO Soil Bq / kg

1	AM241	4.010	0.490	4.432	0.312	0.905	A	A
1	BI212	33.000	4.000	62.067	5.152	0.532	W	A
1	BI214	33.000	2.000	36.900	1.530	0.894	A	W
1	Bq U	190.000	8.000	194.230	3.760	0.978	A	A
1	CS137	644.000	11.000	612.330	30.620	1.052	A	A
1	K40	714.000	19.000	623.330	33.040	1.145	A	A
1	PB212	63.000	2.000	58.330	3.130	1.080	A	A
1	PB214	67.000	11.000	39.670	1.720	1.689	N	W
1	PU238	13.500	1.300	12.610	0.312	1.071	A	A
1	PU239	9.100	1.000	8.948	0.323	1.017	A	A
1	SR90	29.500	2.700	30.596	1.065	0.964	A	A
1	TH234	118.000	15.000	100.067	6.204	1.179	A	A
1	U234	88.000	6.000	92.230	1.300	0.954	A	A
1	U238	94.000	6.000	98.330	3.200	0.956	A	A

Matrix: VE Vegetation Bq / kg

1	AM241	7.180	0.530	6.915	0.419	1.038	A	W
1	CM244	3.950	0.370	4.308	1.021	0.917	A	W
1	CO60	35.600	1.100	35.300	1.436	1.008	A	A
1	CS137	1030.000	20.000	1030.000	51.800	1.000	A	A
1	K40	1010.000	20.000	898.670	48.230	1.124	A	A
1	PU238	0.900	0.400	0.803	0.082	1.121	A	A
1	PU239	10.800	0.900	11.022	0.430	0.980	A	W
1	SR90	1630.000	30.000	1612.800	48.600	1.011	A	A

Matrix: WA Water Bq / L

1	AM241	0.690	0.070	0.760	0.040	0.908	A	A
1	Bq U	2.070	0.160	2.372	0.118	0.873	W	A

Values for elemental uranium are reported in µg/filter, g, or mL. pCi/g or mL=Bq x 0.027**Evaluation:** A=Acceptable, W=Acceptable with Warning, N=Not Acceptable

If the evaluation system is not appropriate for the types of analyses performed in your lab, apply a site specific evaluation.

QAP 55 Results by Laboratory**Lab:** WA Environmental Radiation Lab, Off. of Public Health Labs. Seattle

No. Test	Radionuclide	Reported Value	Reported Error	EML Value	EML Error	Reported EML	Evaluation	QAP 54 Evaluation
Matrix: WA Water Bq/L								
1	CO60	215.000	2.000	209.000	7.590	1.029	A	A
1	CS137	48.000	1.600	45.133	2.467	1.064	A	A
1	GROSS ALPHA	936.000	81.000	1150.000	115.000	0.814	A	A
1	GROSS BETA	7840.000	190.000	7970.000	800.000	0.984	A	A
1	H3	227.000	6.000	207.000	2.690	1.097	A	A
1	NI63	58.800	9.100	45.250	4.530	1.299	W	
1	PU238	1.030	0.080	1.088	0.058	0.947	A	A
1	PU239	1.720	0.100	1.628	0.114	1.057	A	A
1	SR90	4.180	0.220	3.729	0.364	1.121	A	W
1	U234	0.980	0.110	1.166	0.062	0.840	W	A
1	U238	1.050	0.110	1.169	0.056	0.898	W	A

Values for elemental uranium are reported in µg/filter, g, or mL. pCi/g or mL=Bq x 0.027

Evaluation: A=Acceptable, W=Acceptable with Warning, N=Not Acceptable

If the evaluation system is not appropriate for the types of analyses performed in your lab, apply a site specific evaluation.

QAP 55 Results by Laboratory**Lab:** WC Waste Management Federal Services of Hanford

No. Test	Radionuclide	Reported Value	Reported Error	EML Value	EML Error	Reported EML	Evaluation	QAP 54 Evaluation
Matrix: AI Air Filter Bq / filter								
1	AM241	0.087	0.020	0.088	0.009	0.989	A	A
1	CO60	17.600	1.390	17.500	0.470	1.006	A	A
1	CS134	12.300	0.940	12.950	0.362	0.950	A	N
1	CS137	18.400	2.550	17.100	0.580	1.076	A	A
1	GROSS ALPHA	5.330	0.533	5.362	0.536	0.994	A	A
1	GROSS BETA	10.400	1.040	12.770	1.277	0.814	W	A
1	MN54	85.900	12.100	81.150	4.760	1.059	A	N
1	PU238	0.087	0.020	0.071	0.003	1.225	W	A
1	PU239	0.227	0.047	0.229	0.017	0.991	A	W
1	SR90	3.330	0.480	3.481	0.233	0.957	A	A
1	U234	0.105	0.024	0.108	0.006	0.970	A	A
1	U238	0.110	0.025	0.109	0.007	1.006	A	A

Matrix: SO Soil Bq / kg

1	AM241	4.160	1.150	4.432	0.312	0.939	A	A
1	CS137	594.000	88.100	612.330	30.620	0.970	A	A
1	K40	682.000	81.500	623.330	33.040	1.094	A	A
1	PU239	9.170	2.110	8.948	0.323	1.025	A	A
1	SR90	23.300	5.370	30.596	1.065	0.762	W	A
1	U234	68.700	13.200	92.230	1.300	0.745	W	N
1	U238	74.100	14.200	98.330	3.200	0.754	W	N

Matrix: VE Vegetation Bq / kg

1	AM241	7.570	0.170	6.915	0.419	1.095	A	A
1	CM244	4.160	0.120	4.308	1.021	0.966	A	A
1	CO60	36.700	3.260	35.300	1.436	1.040	A	A
1	CS137	1090.000	151.000	1030.000	51.800	1.058	A	A
1	K40	1080.000	129.000	898.670	48.230	1.202	A	A
1	PU239	11.100	0.250	11.022	0.430	1.007	A	A
1	SR90	1390.000	203.000	1612.800	48.600	0.862	A	A

Matrix: WA Water Bq / L

1	AM241	0.703	0.131	0.760	0.040	0.925	A	A
1	CO60	217.000	16.800	209.000	7.590	1.038	A	A
1	CS137	49.900	6.700	45.133	2.467	1.106	A	A
1	GROSS ALPHA	1150.000	122.000	1150.000	115.000	1.000	A	A
1	GROSS BETA	6920.000	696.000	7970.000	800.000	0.868	A	A
1	H3	183.000	37.700	207.000	2.690	0.884	A	A
1	PU238	1.090	0.220	1.088	0.058	1.002	A	A
1	PU239	1.640	0.320	1.628	0.114	1.007	A	A
1	SR90	3.810	0.520	3.729	0.364	1.022	A	A
1	U234	1.130	0.220	1.166	0.062	0.969	A	A
1	U238	1.120	0.220	1.169	0.056	0.958	A	A

Values for elemental uranium are reported in µg/filter, g, or mL. pCi/g or mL=Bq x 0.027**Evaluation:** A=Acceptable, W=Acceptable with Warning, N=Not Acceptable

If the evaluation system is not appropriate for the types of analyses performed in your lab, apply a site specific evaluation.

QAP 55 Results by Laboratory**Lab:** WE Antech Ltd.-Waltz Mill Site, PA

No. Test	Radionuclide	Reported Value	Reported Error	EML Value	EML Error	Reported EML	Evaluation	QAP 54 Evaluation
Matrix: AI Air Filter Bq / filter								
1	AM241	0.090	0.020	0.088	0.009	1.023	A	A
3	AM241	0.080	0.030	0.088	0.009	0.909	A	A
2	AM241	0.090	0.030	0.088	0.009	1.023	A	A
2	CO60	16.400	0.300	17.500	0.470	0.937	A	A
1	CO60	16.300	0.300	17.500	0.470	0.931	A	A
2	CS134	10.200	0.500	12.950	0.362	0.788	W	A
1	CS134	9.590	0.400	12.950	0.362	0.741	W	A
1	CS137	16.600	1.700	17.100	0.580	0.971	A	A
2	CS137	17.100	1.700	17.100	0.580	1.000	A	A
1	GROSS ALPHA	4.460	0.080	5.362	0.536	0.832	A	A
2	GROSS ALPHA	4.530	0.080	5.362	0.536	0.845	A	A
3	GROSS ALPHA	4.620	0.080	5.362	0.536	0.862	A	A
1	GROSS BETA	12.510	0.150	12.770	1.277	0.980	A	A
2	GROSS BETA	12.640	0.150	12.770	1.277	0.990	A	A
3	GROSS BETA	12.540	0.150	12.770	1.277	0.982	A	A
1	MN54	80.500	5.900	81.150	4.760	0.992	A	A
2	MN54	81.500	6.400	81.150	4.760	1.004	A	A
3	PU238	0.083	0.021	0.071	0.003	1.163	W	A
2	PU238	0.073	0.022	0.071	0.003	1.027	A	A
1	PU238	0.066	0.020	0.071	0.003	0.930	A	A
1	PU239	0.194	0.044	0.229	0.017	0.849	W	A
2	PU239	0.190	0.043	0.229	0.017	0.829	W	A
3	PU239	0.233	0.034	0.229	0.017	1.015	A	A
1	SR90	3.460	0.530	3.481	0.233	0.994	A	A
2	SR90	3.300	0.500	3.481	0.233	0.948	A	A
3	SR90	3.180	0.530	3.481	0.233	0.914	A	A
1	U234	0.118	0.037	0.108	0.006	1.091	A	A
2	U234	0.098	0.032	0.108	0.006	0.906	A	A
1	U238	0.097	0.032	0.109	0.007	0.887	W	A
2	U238	0.102	0.033	0.109	0.007	0.933	A	A

Matrix: SO Soil Bq / kg

1	AC228	51.300	3.100	59.570	2.090	0.861	W	A
2	AC228	54.200	2.600	59.570	2.090	0.910	A	A
3	AC228	51.400	3.400	59.570	2.090	0.863	W	A
2	AM241	6.030	1.800	4.432	0.312	1.361	A	A
1	AM241	6.880	2.300	4.432	0.312	1.552	W	A
3	AM241	5.040	1.600	4.432	0.312	1.137	A	A
1	BI212	60.400	10.200	62.067	5.152	0.973	A	A
3	BI212	56.400	16.100	62.067	5.152	0.909	A	A
2	BI212	73.600	11.400	62.067	5.152	1.186	W	A
3	BI214	37.900	2.900	36.900	1.530	1.027	A	A
2	BI214	37.200	2.100	36.900	1.530	1.008	A	A
1	BI214	33.100	2.500	36.900	1.530	0.897	A	A
2	CS137	621.800	43.200	612.330	30.620	1.015	A	A
3	CS137	621.500	27.100	612.330	30.620	1.015	A	A

Values for elemental uranium are reported in µg/filter, g, or mL. pCi/g or mL=Bq x 0.027**Evaluation:** A=Acceptable, W=Acceptable with Warning, N=Not Acceptable

If the evaluation system is not appropriate for the types of analyses performed in your lab, apply a site specific evaluation.

QAP 55 Results by Laboratory**Lab:** WE Antech Ltd.-Waltz Mill Site, PA

No. Test	Radionuclide	Reported Value	Reported Error	EML Value	EML Error	Reported EML	Evaluation	QAP 54 Evaluation
Matrix: SO Soil Bq/kg								
1	CS137	599.800	41.300	612.330	30.620	0.980	A	A
2	K40	627.500	24.700	623.330	33.040	1.007	A	A
1	K40	612.200	28.300	623.330	33.040	0.982	A	A
3	K40	606.300	33.500	623.330	33.040	0.973	A	A
3	PB212	55.600	4.900	58.330	3.130	0.953	A	A
2	PB212	57.700	5.500	58.330	3.130	0.989	A	A
1	PB212	52.900	5.000	58.330	3.130	0.907	A	A
2	PB214	35.600	2.900	39.670	1.720	0.897	W	A
3	PB214	38.800	2.900	39.670	1.720	0.978	A	A
1	PB214	33.900	2.800	39.670	1.720	0.855	W	A
3	PU239	8.710	2.290	8.948	0.323	0.973	A	A
1	PU239	9.230	2.600	8.948	0.323	1.032	A	A
2	PU239	10.300	2.300	8.948	0.323	1.151	A	A
2	SR90	26.500	12.000	30.596	1.065	0.866	A	A
3	SR90	38.600	13.000	30.596	1.065	1.262	A	A
1	SR90	28.900	12.000	30.596	1.065	0.945	A	A
1	TH234	70.200	29.900	100.067	6.204	0.702	W	
2	TH234	86.800	29.100	100.067	6.204	0.867	A	
3	TH234	94.500	28.000	100.067	6.204	0.944	A	
1	U234	84.400	20.000	92.230	1.300	0.915	A	W
2	U234	86.600	20.500	92.230	1.300	0.939	A	W
3	U234	91.400	21.800	92.230	1.300	0.991	A	W
2	U238	89.100	21.100	98.330	3.200	0.906	A	W
1	U238	94.700	22.600	98.330	3.200	0.963	A	W
3	U238	88.400	20.900	98.330	3.200	0.899	A	W

Matrix: VE Vegetation Bq/kg

3	AM241	8.670	2.000	6.915	0.419	1.254	A	A
1	AM241	8.620	3.000	6.915	0.419	1.247	A	A
2	AM241	8.590	2.000	6.915	0.419	1.242	A	A
3	CM244	4.950	1.320	4.308	1.021	1.149	A	A
2	CM244	5.940	1.620	4.308	1.021	1.379	W	A
1	CM244	5.960	2.520	4.308	1.021	1.383	W	A
2	CO60	35.600	1.600	35.300	1.436	1.008	A	A
1	CO60	35.300	1.900	35.300	1.436	1.000	A	A
2	CS137	1081.000	92.800	1030.000	51.800	1.050	A	A
1	CS137	1086.000	82.200	1030.000	51.800	1.054	A	A
2	K40	884.100	43.200	898.670	48.230	0.984	A	A
1	K40	945.800	47.700	898.670	48.230	1.052	A	A
2	PU239	11.000	1.300	11.022	0.430	0.998	A	A
1	PU239	11.100	1.300	11.022	0.430	1.007	A	A
3	PU239	12.900	1.400	11.022	0.430	1.170	W	A
3	SR90	1150.000	87.000	1612.800	48.600	0.713	W	A
2	SR90	1160.000	84.000	1612.800	48.600	0.719	W	A
1	SR90	1160.000	84.000	1612.800	48.600	0.719	W	A

Values for elemental uranium are reported in µg/filter, g, or mL. pCi/g or mL=Bq x 0.027**Evaluation:** A=Acceptable, W=Acceptable with Warning, N=Not Acceptable

If the evaluation system is not appropriate for the types of analyses performed in your lab, apply a site specific evaluation.

QAP 55 Results by Laboratory**Lab:** WE Antech Ltd.-Waltz Mill Site, PA

No. Test	Radionuclide	Reported Value	Reported Error	EML Value	EML Error	Reported EML	Evaluation	QAP 54 Evaluation
Matrix: WA Water Bq/L								
1	AM241	0.788	0.170	0.760	0.040	1.037	A	A
2	AM241	0.750	0.160	0.760	0.040	0.987	A	A
3	AM241	0.784	0.165	0.760	0.040	1.032	A	A
2	CO60	208.600	9.300	209.000	7.590	0.998	A	A
1	CO60	209.600	5.600	209.000	7.590	1.003	A	A
1	CS137	47.200	1.900	45.133	2.467	1.046	A	A
2	CS137	48.900	3.400	45.133	2.467	1.083	A	A
1	GROSS ALPHA	854.000	159.000	1150.000	115.000	0.743	W	A
3	GROSS ALPHA	932.000	173.000	1150.000	115.000	0.810	A	A
2	GROSS ALPHA	913.000	170.000	1150.000	115.000	0.794	A	A
2	GROSS BETA	7918.000	629.000	7970.000	800.000	0.993	A	W
1	GROSS BETA	7474.000	592.000	7970.000	800.000	0.938	A	W
3	GROSS BETA	7770.000	629.000	7970.000	800.000	0.975	A	W
3	H3	146.500	11.500	207.000	2.690	0.708	N	A
2	H3	156.900	11.800	207.000	2.690	0.758	W	A
1	H3	155.800	13.000	207.000	2.690	0.753	W	A
2	NI63	52.700	5.700	45.250	4.530	1.165	W	
1	NI63	52.200	5.600	45.250	4.530	1.154	W	
1	PU238	1.060	0.200	1.088	0.058	0.974	A	A
2	PU238	1.080	0.190	1.088	0.058	0.992	A	A
3	PU238	1.130	0.200	1.088	0.058	1.038	A	A
2	PU239	1.710	0.300	1.628	0.114	1.050	A	A
1	PU239	1.900	0.340	1.628	0.114	1.167	W	A
3	PU239	1.780	0.310	1.628	0.114	1.093	A	A
3	SR90	3.680	0.450	3.729	0.364	0.987	A	A
2	SR90	4.040	0.470	3.729	0.364	1.083	A	A
1	SR90	4.360	0.560	3.729	0.364	1.169	A	A
3	U234	1.210	0.310	1.166	0.062	1.038	A	A
2	U234	1.090	0.280	1.166	0.062	0.935	A	A
1	U234	1.344	0.350	1.166	0.062	1.153	A	A
3	U238	1.210	0.310	1.169	0.056	1.035	A	A
2	U238	1.160	0.280	1.169	0.056	0.992	A	A
1	U238	1.270	0.300	1.169	0.056	1.086	A	A

Values for elemental uranium are reported in µg/filter, g, or mL. pCi/g or mL=Bq x 0.027

Evaluation: A=Acceptable, W=Acceptable with Warning, N=Not Acceptable

If the evaluation system is not appropriate for the types of analyses performed in your lab, apply a site specific evaluation.

QAP 55 Results by Laboratory**Lab:** WI WIPP Site, Westinghouse Electric Corp.

No. Test	Radionuclide	Reported Value	Reported Error	EML Value	EML Error	Reported EML	Evaluation	QAP 54 Evaluation
Matrix: AI Air Filter Bq / filter								
1	AM241	0.095	0.015	0.088	0.009	1.082	A	A
2	AM241	0.102	0.016	0.088	0.009	1.159	A	A
1	Bq U	0.214	0.023	0.222	0.014	0.962	A	A
2	Bq U	0.207	0.024	0.222	0.014	0.930	A	A
3	CO60	17.800	2.410	17.500	0.470	1.017	A	A
2	CO60	17.200	2.340	17.500	0.470	0.983	A	A
1	CO60	17.300	2.370	17.500	0.470	0.989	A	A
1	CS134	13.400	1.880	12.950	0.362	1.035	A	A
2	CS134	13.300	1.880	12.950	0.362	1.027	A	A
3	CS134	13.500	1.910	12.950	0.362	1.042	A	A
3	CS137	17.500	2.420	17.100	0.580	1.023	A	A
1	CS137	16.900	2.370	17.100	0.580	0.988	A	A
2	CS137	17.800	2.480	17.100	0.580	1.041	A	A
1	GROSS ALPHA	5.200	0.525	5.362	0.536	0.970	A	W
3	GROSS ALPHA	5.220	0.527	5.362	0.536	0.974	A	W
2	GROSS ALPHA	5.000	0.505	5.362	0.536	0.932	A	W
3	GROSS BETA	11.100	1.110	12.770	1.277	0.869	W	A
2	GROSS BETA	11.000	1.090	12.770	1.277	0.861	W	A
1	GROSS BETA	10.900	1.090	12.770	1.277	0.854	W	A
2	MN54	84.600	11.500	81.150	4.760	1.043	A	A
3	MN54	84.800	11.500	81.150	4.760	1.045	A	A
1	MN54	84.800	11.500	81.150	4.760	1.045	A	A
2	PU238	0.061	0.013	0.071	0.003	0.865	W	A
1	PU238	0.069	0.014	0.071	0.003	0.970	A	A
1	PU239	0.221	0.036	0.229	0.017	0.965	A	A
2	PU239	0.242	0.040	0.229	0.017	1.056	A	A
2	SR90	1.870	0.154	3.481	0.233	0.537	N	W
1	SR90	1.850	0.128	3.481	0.233	0.531	N	W

Matrix: SO Soil Bq / kg

1	AC228	53.900	8.480	59.570	2.090	0.905	A	A
2	AC228	53.700	8.260	59.570	2.090	0.901	A	A
3	AC228	51.500	8.900	59.570	2.090	0.865	W	A
3	AM241	5.040	1.020	4.432	0.312	1.137	A	A
2	AM241	5.790	1.170	4.432	0.312	1.306	A	A
1	AM241	5.740	1.120	4.432	0.312	1.295	A	A
3	BI212	56.600	10.900	62.067	5.152	0.912	A	A
2	BI212	59.800	13.600	62.067	5.152	0.963	A	A
1	BI212	53.500	12.300	62.067	5.152	0.862	A	A
1	BI214	32.600	5.020	36.900	1.530	0.883	A	W
3	BI214	33.100	4.950	36.900	1.530	0.897	A	W
2	BI214	32.200	4.930	36.900	1.530	0.873	W	W
2	Bq U	213.300	21.330	194.230	3.760	1.098	A	A
1	Bq U	198.200	20.960	194.230	3.760	1.020	A	A
2	CS137	573.000	72.400	612.330	30.620	0.936	A	A
1	CS137	575.000	72.600	612.330	30.620	0.939	A	A

Values for elemental uranium are reported in µg/filter, g, or mL. pCi/g or mL=Bq x 0.027**Evaluation:** A=Acceptable, W=Acceptable with Warning, N=Not Acceptable

If the evaluation system is not appropriate for the types of analyses performed in your lab, apply a site specific evaluation.

QAP 55 Results by Laboratory**Lab:** WI WIPP Site, Westinghouse Electric Corp.

No. Test	Radionuclide	Reported Value	Reported Error	EML Value	EML Error	Reported EML	Evaluation	QAP 54 Evaluation
Matrix: SO Soil Bq/kg								
3	CS137	582.000	73.200	612.330	30.620	0.950	A	A
1	K40	715.000	94.900	623.330	33.040	1.147	A	A
2	K40	696.000	92.500	623.330	33.040	1.117	A	A
3	K40	738.000	97.500	623.330	33.040	1.184	A	A
2	PB212	72.200	10.200	58.330	3.130	1.238	W	A
1	PB212	72.800	10.300	58.330	3.130	1.248	W	A
3	PB212	70.700	9.950	58.330	3.130	1.212	A	A
1	PB214	40.500	5.790	39.670	1.720	1.021	A	A
2	PB214	42.400	6.190	39.670	1.720	1.069	A	A
3	PB214	44.700	6.400	39.670	1.720	1.127	A	A
1	PU239	11.350	2.160	8.948	0.323	1.268	W	A
2	PU239	11.260	2.210	8.948	0.323	1.258	W	A
3	PU239	9.250	1.740	8.948	0.323	1.034	A	A
2	SR90	27.500	3.500	30.596	1.065	0.899	A	A
1	SR90	30.200	3.780	30.596	1.065	0.987	A	A
3	SR90	28.500	3.700	30.596	1.065	0.931	A	A

Matrix: VE Vegetation Bq/kg

2	AM241	7.700	1.560	6.915	0.419	1.114	A	A
1	AM241	8.720	1.700	6.915	0.419	1.261	A	A
3	CO60	33.300	4.410	35.300	1.436	0.943	A	A
2	CO60	34.000	4.480	35.300	1.436	0.963	A	A
1	CO60	34.600	4.550	35.300	1.436	0.980	A	A
3	CS137	891.000	112.000	1030.000	51.800	0.865	W	A
2	CS137	909.000	114.000	1030.000	51.800	0.883	W	A
1	CS137	897.000	113.000	1030.000	51.800	0.871	W	A
2	K40	996.000	131.000	898.670	48.230	1.108	A	A
3	K40	941.000	124.000	898.670	48.230	1.047	A	A
1	K40	984.000	129.000	898.670	48.230	1.095	A	A
2	PU239	11.290	1.670	11.022	0.430	1.024	A	A
1	PU239	11.250	1.630	11.022	0.430	1.021	A	A
1	SR90	1596.000	133.000	1612.800	48.600	0.990	A	W
2	SR90	1617.000	129.000	1612.800	48.600	1.003	A	W
3	SR90	1592.000	118.000	1612.800	48.600	0.987	A	W

Matrix: WA Water Bq/L

2	AM241	0.664	0.166	0.760	0.040	0.874	W	A
3	AM241	0.804	0.165	0.760	0.040	1.058	A	A
1	AM241	0.757	0.159	0.760	0.040	0.996	A	A
1	Bq U	2.230	0.239	2.372	0.118	0.940	A	A
2	Bq U	2.280	0.247	2.372	0.118	0.961	A	A
3	Bq U	2.170	0.237	2.372	0.118	0.915	A	A
2	CO60	209.000	27.900	209.000	7.590	1.000	A	A
1	CO60	208.000	27.700	209.000	7.590	0.995	A	A
3	CO60	217.000	29.300	209.000	7.590	1.038	A	A

Values for elemental uranium are reported in µg/filter, g, or mL. pCi/g or mL=Bq x 0.027**Evaluation:** A=Acceptable, W=Acceptable with Warning, N=Not Acceptable

If the evaluation system is not appropriate for the types of analyses performed in your lab, apply a site specific evaluation.

QAP 55 Results by Laboratory**Lab:** WI WIPP Site, Westinghouse Electric Corp.

No. Test	Radionuclide	Reported Value	Reported Error	EML Value	EML Error	Reported EML	Evaluation	QAP 54 Evaluation
Matrix: WA Water Bq/L								
3	CS137	45.600	6.450	45.133	2.467	1.010	A	A
1	CS137	45.400	6.280	45.133	2.467	1.006	A	A
2	CS137	45.600	6.300	45.133	2.467	1.010	A	A
1	PU238	1.070	0.180	1.088	0.058	0.983	A	W
2	PU238	0.912	0.139	1.088	0.058	0.838	W	W
3	PU238	1.110	0.184	1.088	0.058	1.020	A	W
1	PU239	1.570	0.254	1.628	0.114	0.964	A	W
2	PU239	1.610	0.235	1.628	0.114	0.989	A	W
3	PU239	1.780	0.285	1.628	0.114	1.093	A	W
1	SR90	4.050	0.331	3.729	0.364	1.086	A	A
3	SR90	4.310	0.349	3.729	0.364	1.156	A	A
2	SR90	4.300	0.334	3.729	0.364	1.153	A	A

Values for elemental uranium are reported in $\mu\text{g}/\text{filter}$, g, or mL. pCi/g or mL=Bq x 0.027

Evaluation: A=Acceptable, W=Acceptable with Warning, N=Not Acceptable

If the evaluation system is not appropriate for the types of analyses performed in your lab, apply a site specific evaluation.

QAP 55 Results by Laboratory**Lab:** WN State Health Radiation Protection Section, Madison, WI

No. Test	Radionuclide	Reported Value	Reported Error	EML Value	EML Error	Reported EML	Evaluation	QAP 54 Evaluation
Matrix: AI Air Filter Bq / filter								
1	AM241	0.070	0.050	0.088	0.009	0.795	W	A
2	AM241	0.100	0.060	0.088	0.009	1.136	A	A
3	AM241	0.090	0.060	0.088	0.009	1.023	A	A
1	CO60	16.900	0.500	17.500	0.470	0.966	A	A
3	CO60	16.700	0.400	17.500	0.470	0.954	A	A
2	CO60	16.200	0.400	17.500	0.470	0.926	A	A
2	CS134	10.300	0.180	12.950	0.362	0.795	W	A
1	CS134	10.480	0.180	12.950	0.362	0.809	W	A
3	CS134	10.700	0.180	12.950	0.362	0.826	A	A
3	CS137	17.200	0.600	17.100	0.580	1.006	A	A
2	CS137	16.800	0.600	17.100	0.580	0.982	A	A
1	CS137	16.500	0.600	17.100	0.580	0.965	A	A
1	MN54	79.600	2.400	81.150	4.760	0.981	A	A
2	MN54	82.200	2.500	81.150	4.760	1.013	A	A
3	MN54	84.100	5.600	81.150	4.760	1.036	A	A

Matrix: SO Soil Bq / kg

2	AC228	61.500	1.400	59.570	2.090	1.032	A	A
3	AC228	61.100	2.200	59.570	2.090	1.026	A	A
1	AC228	62.200	1.900	59.570	2.090	1.044	A	A
1	AM241	6.700	2.700	4.432	0.312	1.512	A	W
2	AM241	5.800	2.600	4.432	0.312	1.309	A	W
3	AM241	8.000	4.300	4.432	0.312	1.805	W	W
3	BI212	36.500	4.600	62.067	5.152	0.588	A	A
1	BI212	39.600	7.800	62.067	5.152	0.638	A	A
2	BI212	43.700	5.600	62.067	5.152	0.704	A	A
3	BI214	38.200	2.100	36.900	1.530	1.035	A	A
1	BI214	40.400	2.200	36.900	1.530	1.095	A	A
2	BI214	38.500	1.400	36.900	1.530	1.043	A	A
1	CS137	663.000	24.000	612.330	30.620	1.083	A	A
3	CS137	663.000	24.000	612.330	30.620	1.083	A	A
2	CS137	670.000	24.000	612.330	30.620	1.094	A	A
2	K40	707.000	32.000	623.330	33.040	1.134	A	A
3	K40	656.000	32.000	623.330	33.040	1.052	A	A
1	K40	670.000	33.000	623.330	33.040	1.075	A	A
1	PB212	61.900	2.300	58.330	3.130	1.061	A	A
2	PB212	61.500	1.900	58.330	3.130	1.054	A	A
3	PB212	62.600	2.400	58.330	3.130	1.073	A	A
1	PB214	42.600	1.600	39.670	1.720	1.074	A	A
2	PB214	42.200	1.300	39.670	1.720	1.064	A	A
3	PB214	42.200	1.800	39.670	1.720	1.064	A	A

Matrix: VE Vegetation Bq / kg

2	AM241	12.000	5.000	6.915	0.419	1.735	W	A
1	AM241	14.000	7.000	6.915	0.419	2.025	W	A

Values for elemental uranium are reported in µg/filter, g, or mL. pCi/g or mL=Bq x 0.027**Evaluation:** A=Acceptable, W=Acceptable with Warning, N=Not Acceptable

If the evaluation system is not appropriate for the types of analyses performed in your lab, apply a site specific evaluation.

QAP 55 Results by Laboratory**Lab:** WN State Health Radiation Protection Section, Madison, WI

No. Test	Radionuclide	Reported Value	Reported Error	EML Value	EML Error	Reported EML	Evaluation	QAP 54 Evaluation
Matrix: VE Vegetation Bq/kg								
3	AM241	14.000	6.000	6.915	0.419	2.025	W	A
2	CO60	45.900	1.500	35.300	1.436	1.300	W	W
3	CO60	44.400	1.800	35.300	1.436	1.258	W	W
1	CO60	45.600	1.800	35.300	1.436	1.292	W	W
1	CS137	1352.000	49.000	1030.000	51.800	1.313	W	W
3	CS137	1374.000	50.000	1030.000	51.800	1.334	W	W
2	CS137	1367.000	50.000	1030.000	51.800	1.327	W	W
1	K40	1163.000	55.000	898.670	48.230	1.294	W	W
3	K40	1152.000	56.000	898.670	48.230	1.282	W	W
2	K40	1170.000	50.000	898.670	48.230	1.302	W	W

Matrix: WA Water Bq/L

1	CO60	206.000	5.000	209.000	7.590	0.986	A	A
2	CO60	208.000	5.000	209.000	7.590	0.995	A	A
3	CO60	207.000	5.000	209.000	7.590	0.990	A	A
1	CS137	46.700	1.800	45.133	2.467	1.035	A	A
2	CS137	47.000	1.800	45.133	2.467	1.041	A	A
3	CS137	46.700	1.800	45.133	2.467	1.035	A	A

Values for elemental uranium are reported in µg/filter, g, or mL. pCi/g or mL=Bq x 0.027
Evaluation: A=Acceptable, W=Acceptable with Warning, N=Not Acceptable

If the evaluation system is not appropriate for the types of analyses performed in your lab, apply a site specific evaluation.

QAP 55 Results by Laboratory**Lab:** WO Wisconsin State Lab of Hygiene

No. Test	Radionuclide	Reported Value	Reported Error	EML Value	EML Error	Reported EML	Evaluation	QAP 54 Evaluation
Matrix: AI Air Filter Bq / filter								
1	CO60	21.300	5.200	17.500	0.470	1.217	W	W
2	CO60	22.730	1.530	17.500	0.470	1.299	W	W
2	CS134	13.910	1.150	12.950	0.362	1.074	A	A
1	CS134	13.670	3.020	12.950	0.362	1.056	A	A
1	CS137	21.560	4.330	17.100	0.580	1.261	W	W
2	CS137	23.560	1.930	17.100	0.580	1.378	N	W
2	GROSS ALPHA	4.320	0.120	5.362	0.536	0.806	W	W
1	GROSS ALPHA	4.220	0.110	5.362	0.536	0.787	W	W
2	GROSS BETA	11.130	0.150	12.770	1.277	0.872	W	A
1	GROSS BETA	10.680	0.140	12.770	1.277	0.836	W	A
2	MN54	113.600	7.460	81.150	4.760	1.400	N	W
1	MN54	108.900	22.820	81.150	4.760	1.342	W	W

Matrix: SO Soil Bq / kg

1	AC228	51.900	10.100	59.570	2.090	0.871	W	A
2	AC228	54.200	12.600	59.570	2.090	0.910	A	A
2	BI212	52.200	16.500	62.067	5.152	0.841	A	A
1	BI212	44.900	14.130	62.067	5.152	0.723	A	A
1	BI214	43.100	9.600	36.900	1.530	1.168	A	A
2	BI214	42.800	10.400	36.900	1.530	1.160	A	A
1	Bq U	200.700	9.700	194.230	3.760	1.033	A	N
2	Bq U	182.400	8.500	194.230	3.760	0.939	A	N
1	CS137	634.600	74.900	612.330	30.620	1.036	A	A
2	CS137	629.200	106.400	612.330	30.620	1.028	A	A
1	K40	649.500	103.900	623.330	33.040	1.042	A	A
2	K40	624.900	147.500	623.330	33.040	1.003	A	A
2	PB212	57.700	7.100	58.330	3.130	0.989	A	A
1	PB212	58.300	8.300	58.330	3.130	0.999	A	A
1	PB214	49.700	7.900	39.670	1.720	1.253	A	A
2	PB214	53.900	8.600	39.670	1.720	1.359	W	A
2	TH234	290.300	30.500	100.067	6.204	2.901	N	A
1	TH234	262.100	42.500	100.067	6.204	2.619	N	A

Matrix: VE Vegetation Bq / kg

1	CO60	34.030	6.160	35.300	1.436	0.964	A	A
2	CO60	38.420	9.040	35.300	1.436	1.088	A	A
2	CS137	1162.000	196.000	1030.000	51.800	1.128	A	A
1	CS137	1195.000	141.000	1030.000	51.800	1.160	A	A
1	K40	964.800	156.400	898.670	48.230	1.074	A	A
2	K40	989.700	234.100	898.670	48.230	1.101	A	A

Matrix: WA Water Bq / L

2	Bq U	1.878	0.023	2.372	0.118	0.792	W	W
---	------	-------	-------	-------	-------	-------	---	---

Values for elemental uranium are reported in µg/filter, g, or mL. pCi/g or mL=Bq x 0.027**Evaluation:** A=Acceptable, W=Acceptable with Warning, N=Not Acceptable

If the evaluation system is not appropriate for the types of analyses performed in your lab, apply a site specific evaluation.

QAP 55 Results by Laboratory**Lab:** WO Wisconsin State Lab of Hygiene

No. Test	Radionuclide	Reported Value	Reported Error	EML Value	EML Error	Reported EML	Evaluation	QAP 54 Evaluation
Matrix: WA Water Bq/L								
1	Bq U	2.176	0.013	2.372	0.118	0.917	A	W
2	CO60	213.000	55.500	209.000	7.590	1.019	A	A
1	CO60	216.800	45.000	209.000	7.590	1.037	A	A
1	CS137	46.460	7.640	45.133	2.467	1.029	A	A
2	CS137	47.320	9.620	45.133	2.467	1.048	A	A
1	GROSS ALPHA	1220.000	80.000	1150.000	115.000	1.061	A	A
2	GROSS ALPHA	1108.000	41.000	1150.000	115.000	0.963	A	A
1	GROSS BETA	7719.000	136.000	7970.000	800.000	0.969	A	A
2	GROSS BETA	7508.000	131.000	7970.000	800.000	0.942	A	A
2	H3	215.000	9.000	207.000	2.690	1.039	A	A
1	H3	220.000	10.000	207.000	2.690	1.063	A	A
1	SR90	5.440	0.420	3.729	0.364	1.459	W	A
2	SR90	5.300	0.410	3.729	0.364	1.421	W	A

Values for elemental uranium are reported in µg/filter, g, or mL. pCi/g or mL=Bq x 0.027

Evaluation: A=Acceptable, W=Acceptable with Warning, N=Not Acceptable

If the evaluation system is not appropriate for the types of analyses performed in your lab, apply a site specific evaluation.

QAP 55 Results by Laboratory**Lab:** WT Waste Stream Technology, Buffalo, NY

No. Test	Radionuclide	Reported Value	Reported Error	EML Value	EML Error	Reported EML	Evaluation	QAP 54 Evaluation
Matrix: AI Air Filter Bq / filter								
1	CO60	15.190	1.100	17.500	0.470	0.868	W	
1	CS134	10.250	1.100	12.950	0.362	0.792	W	A
1	CS137	16.540	1.400	17.100	0.580	0.967	A	A
1	GROSS ALPHA	4.210	0.220	5.362	0.536	0.785	W	A
1	GROSS BETA	9.240	0.320	12.770	1.277	0.724	N	A
1	MN54	75.230	3.900	81.150	4.760	0.927	A	W
Matrix: SO Soil Bq / kg								
1	AC228	47.330	9.000	59.570	2.090	0.795	N	A
1	BI212	49.910	15.000	62.067	5.152	0.804	A	A
1	BI214	43.360	7.000	36.900	1.530	1.175	A	W
1	CS137	638.990	30.000	612.330	30.620	1.044	A	W
1	K40	657.860	70.000	623.330	33.040	1.055	A	W
1	PB212	49.220	6.000	58.330	3.130	0.844	W	A
1	PB214	42.660	10.000	39.670	1.720	1.075	A	W
1	TH234	85.710	7.000	100.067	6.204	0.857	A	
1	U234	85.420	14.800	92.230	1.300	0.926	A	W
1	U238	90.680	14.800	98.330	3.200	0.922	A	A
Matrix: VE Vegetation Bq / kg								
1	CO60	39.960	5.070	35.300	1.436	1.132	A	W
1	CS137	1087.800	50.900	1030.000	51.800	1.056	A	A
1	K40	933.510	111.860	898.670	48.230	1.039	A	A
Matrix: WA Water Bq / L								
1	Bq U	2.250	0.400	2.372	0.118	0.949	A	
1	CO60	233.840	10.000	209.000	7.590	1.119	A	W
1	CS137	56.980	4.000	45.133	2.467	1.262	N	W
1	GROSS ALPHA	1122.000	57.000	1150.000	115.000	0.976	A	W
1	GROSS BETA	7839.600	182.000	7970.000	800.000	0.984	A	A

Values for elemental uranium are reported in µg/filter, g, or mL. pCi/g or mL=Bq x 0.027
Evaluation: A=Acceptable, W=Acceptable with Warning, N=Not Acceptable

If the evaluation system is not appropriate for the types of analyses performed in your lab, apply a site specific evaluation.

QAP 55 Results by Laboratory**Lab:** WV West Valley Nuclear Services, NY

No. Test	Radionuclide	Reported Value	Reported Error	EML Value	EML Error	Reported EML	Evaluation	QAP 54 Evaluation
Matrix: AI Air Filter Bq / filter								
2	CO60	16.540	0.273	17.500	0.470	0.945	A	A
1	CO60	17.670	0.279	17.500	0.470	1.010	A	A
1	CS134	12.080	0.232	12.950	0.362	0.933	A	A
2	CS134	11.570	0.236	12.950	0.362	0.893	A	A
2	CS137	16.370	0.248	17.100	0.580	0.957	A	A
1	CS137	17.150	0.260	17.100	0.580	1.003	A	A
1	GROSS ALPHA	3.980	0.083	5.362	0.536	0.742	W	W
2	GROSS ALPHA	3.960	0.082	5.362	0.536	0.739	W	W
2	GROSS BETA	11.030	0.120	12.770	1.277	0.864	W	A
1	GROSS BETA	10.870	0.119	12.770	1.277	0.851	W	A
1	MN54	91.580	0.538	81.150	4.760	1.129	A	A
2	MN54	87.100	0.528	81.150	4.760	1.073	A	A

Matrix: WA Water Bq / L

1	CO60	215.700	2.240	209.000	7.590	1.032	A	A
1	CS137	48.100	1.100	45.133	2.467	1.066	A	A
1	GROSS ALPHA	1234.000	84.700	1150.000	115.000	1.073	A	A
1	GROSS BETA	8196.000	158.500	7970.000	800.000	1.028	A	A
1	H3	222.700	8.570	207.000	2.690	1.076	A	A
1	SR90	3.680	0.234	3.729	0.364	0.987	A	A

Values for elemental uranium are reported in µg/filter, g, or mL. pCi/g or mL=Bq x 0.027
Evaluation: A=Acceptable, W=Acceptable with Warning, N=Not Acceptable

If the evaluation system is not appropriate for the types of analyses performed in your lab, apply a site specific evaluation.

QAP 55 Results by Laboratory**Lab:** WWest Valley Radiation Protection, NY

No. Test	Radionuclide	Reported Value	Reported Error	EML Value	EML Error	Reported EML	Evaluation	QAP 54 Evaluation
Matrix: AI Air Filter Bq / filter								
3	CO60	17.900	0.800	17.500	0.470	1.023	A	A
2	CO60	17.800	0.800	17.500	0.470	1.017	A	A
1	CO60	17.600	0.800	17.500	0.470	1.006	A	A
2	CS134	9.000	0.300	12.950	0.362	0.695	N	N
1	CS134	8.100	0.300	12.950	0.362	0.625	N	N
3	CS134	9.000	0.300	12.950	0.362	0.695	N	N
2	CS137	18.300	1.300	17.100	0.580	1.070	A	A
1	CS137	17.900	1.600	17.100	0.580	1.047	A	A
3	CS137	18.400	1.300	17.100	0.580	1.076	A	A
1	GROSS ALPHA	5.079	0.069	5.362	0.536	0.947	A	A
3	GROSS ALPHA	5.232	0.071	5.362	0.536	0.975	A	A
2	GROSS ALPHA	5.006	0.068	5.362	0.536	0.934	A	A
2	GROSS BETA	11.154	0.085	12.770	1.277	0.873	W	A
1	GROSS BETA	12.016	0.087	12.770	1.277	0.941	A	A
3	GROSS BETA	11.605	0.086	12.770	1.277	0.866	W	A
2	MN54	91.200	7.900	81.150	4.760	1.124	A	A
3	MN54	90.800	9.500	81.150	4.760	1.119	A	A
1	MN54	89.100	9.300	81.150	4.760	1.098	A	A

Matrix: SO Soil Bq / kg

3	AC228	50.000	2.000	59.570	2.090	0.839	W	W
1	AC228	51.000	1.900	59.570	2.090	0.856	W	W
2	AC228	50.200	1.900	59.570	2.090	0.843	W	A
1	AM241	4.500	1.300	4.432	0.312	1.015	A	N
2	AM241	4.700	1.300	4.432	0.312	1.060	A	W
3	AM241	4.700	1.200	4.432	0.312	1.060	A	N
3	BI212	29.100	3.400	62.067	5.152	0.469	W	A
2	BI212	33.700	3.400	62.067	5.152	0.543	W	A
1	BI212	33.200	3.500	62.067	5.152	0.535	W	W
1	BI214	33.500	1.500	36.900	1.530	0.908	A	A
3	BI214	33.900	1.600	36.900	1.530	0.919	A	A
2	BI214	33.200	1.500	36.900	1.530	0.900	A	A
1	CS137	554.300	40.300	612.330	30.620	0.905	A	A
2	CS137	553.900	40.400	612.330	30.620	0.905	A	A
3	CS137	548.700	40.100	612.330	30.620	0.896	W	A
3	K40	628.600	42.200	623.300	33.040	1.008	A	A
1	K40	625.300	42.000	623.300	33.040	1.003	A	A
2	K40	611.200	41.300	623.300	33.040	0.981	A	A
1	PB212	44.700	2.600	58.330	3.130	0.766	W	W
2	PB212	45.300	2.500	58.330	3.130	0.777	W	W
3	PB212	46.000	2.600	58.330	3.130	0.789	W	W
1	PB214	39.600	1.500	39.670	1.720	0.998	A	A
3	PB214	40.700	1.500	39.670	1.720	1.026	A	A
2	PB214	41.100	1.500	39.670	1.720	1.036	A	A
1	TH234	109.700	10.400	100.067	6.204	1.096	A	W
2	TH234	112.100	9.400	100.067	6.204	1.120	A	W

Values for elemental uranium are reported in µg/filter, g, or mL. pCi/g or mL=Bq x 0.027**Evaluation:** A=Acceptable, W=Acceptable with Warning, N=Not Acceptable

If the evaluation system is not appropriate for the types of analyses performed in your lab, apply a site specific evaluation.

QAP 55 Results by Laboratory**Lab:** WWest Valley Radiation Protection, NY

No. Test	Radionuclide	Reported Value	Reported Error	EML Value	EML Error	Reported EML	Evaluation	QAP 54 Evaluation
Matrix: SO Soil Bq/kg								
3	TH234	102.100	10.000	100.067	6.204	1.020	A	W

Values for elemental uranium are reported in $\mu\text{g}/\text{filter}$, g, or mL. pCi/g or mL=Bq x 0.027

Evaluation: A=Acceptable, W=Acceptable with Warning, N=Not Acceptable

If the evaluation system is not appropriate for the types of analyses performed in your lab, apply a site specific evaluation.

QAP 55 Results by Laboratory**Lab:** WY Wayne Interim Storage Site, NJ

No. Test	Radionuclide	Reported Value	Reported Error	EML Value	EML Error	Reported EML	Evaluation	QAP 54 Evaluation
Matrix: SO Soil Bq/kg								
1	AC228	49.580	11.100	59.570	0.830	0.022	W	W
1	BI214	37.740	7.770	36.900	1.020	0.028	A	A
1	CS137	635.660	34.040	612.330	1.040	0.028	A	A
1	K40	557.960	58.460	623.330	0.890	0.024	W	A
1	PB214	35.520	5.550	39.670	0.900	0.024	A	W

Values for elemental uranium are reported in $\mu\text{g}/\text{filter}$, g, or mL. pCi/g or mL=Bq x 0.027

Evaluation: A=Acceptable, W=Acceptable with Warning, N=Not Acceptable

If the evaluation system is not appropriate for the types of analyses performed in your lab, apply a site specific evaluation.

QAP 55 Results by Laboratory**Lab:** YA Duke Engineering & Services Environmental Lab.

No. Test	Radionuclide	Reported Value	Reported Error	EML Value	EML Error	Reported EML	Evaluation	QAP 54 Evaluation
Matrix: AI Air Filter Bq / filter								
1	AM241	0.093	0.002	0.088	0.009	1.056	A	
1	CO60	17.640	0.070	17.500	0.470	1.008	A	A
1	CS134	13.250	0.070	12.950	0.362	1.023	A	
1	CS137	18.100	0.070	17.100	0.580	1.058	A	A
1	GROSS ALPHA	5.080	0.028	5.362	0.536	0.947	A	W
1	GROSS BETA	11.520	0.058	12.770	1.277	0.902	A	A
1	MN54	81.200	0.140	81.150	4.760	1.001	A	A
1	PU238	0.083	0.003	0.071	0.003	1.170	W	
1	PU239	0.234	0.005	0.229	0.017	1.021	A	
1	SR90	3.600	0.090	3.481	0.233	1.034	A	A
1	U234	0.103	0.002	0.108	0.006	0.949	A	
1	U238	0.100	0.002	0.109	0.007	0.918	A	

Matrix: SO Soil Bq / kg

1	AC228	58.710	1.120	59.570	2.090	0.986	A	W
1	AM241	4.287	0.113	4.432	0.312	0.967	A	A
1	CS137	623.900	1.400	612.330	30.620	1.019	A	W
1	K40	622.800	5.600	623.330	33.040	0.999	A	A
1	PU239	9.069	0.132	8.948	0.323	1.014	A	A
1	SR90	30.290	0.410	30.596	1.065	0.990	A	A
1	U234	88.410	0.860	92.230	1.300	0.959	A	W
1	U238	93.130	0.900	98.330	3.200	0.947	A	W

Matrix: VE Vegetation Bq / kg

1	AM241	7.353	0.086	6.915	0.419	1.063	A	
1	CM244	4.477	0.059	4.308	1.021	1.039	A	
1	CO60	36.170	0.410	35.300	1.436	1.025	A	A
1	CS137	1083.100	2.300	1030.000	51.800	1.052	A	A
1	K40	936.200	8.800	898.670	48.230	1.042	A	A
1	PU239	10.600	0.110	11.022	0.430	0.962	A	
1	SR90	1357.900	12.100	1612.800	48.600	0.842	A	A

Matrix: WA Water Bq / L

1	AM241	0.762	0.009	0.760	0.040	1.003	A	A
1	CO60	199.950	0.970	209.000	7.590	0.957	A	A
1	CS137	43.390	0.610	45.133	2.467	0.961	A	A
1	GROSS ALPHA	942.510	9.830	1150.000	115.000	0.820	A	A
1	GROSS BETA	6701.900	59.800	7970.000	800.000	0.841	A	A
1	H3	231.130	8.900	207.000	2.690	1.117	A	A
1	NI63	37.490	0.680	45.250	4.530	0.829	W	
1	PU238	1.198	0.019	1.088	0.058	1.101	W	A
1	PU239	1.758	0.024	1.628	0.114	1.080	A	A
1	SR90	3.316	0.118	3.729	0.364	0.889	A	A

Values for elemental uranium are reported in µg/filter, g, or mL. pCi/g or mL=Bq x 0.027**Evaluation:** A=Acceptable, W=Acceptable with Warning, N=Not Acceptable

If the evaluation system is not appropriate for the types of analyses performed in your lab, apply a site specific evaluation.

QAP 55 Results by Laboratory**Lab:** YA Duke Engineering & Services Environmental Lab.

No. Test	Radionuclide	Reported Value	Reported Error	EML Value	EML Error	Reported EML	Evaluation	QAP 54 Evaluation
Matrix: WA Water Bq/L								
1	U234	1.113	0.010	1.166	0.062	0.955	A	A
1	U238	1.125	0.010	1.169	0.056	0.962	A	A
1	Ug U	0.092	0.002	0.094	0.003	0.977	A	

Values for elemental uranium are reported in $\mu\text{g}/\text{filter}$, g, or mL. pCi/g or mL=Bq x 0.027

Evaluation: A=Acceptable, W=Acceptable with Warning, N=Not Acceptable

If the evaluation system is not appropriate for the types of analyses performed in your lab, apply a site specific evaluation.

QAP 55 Results by Laboratory**Lab:** YP US Army Proving Ground, Yuma, AZ

No. Test	Radionuclide	Reported Value	Reported Error	EML Value	EML Error	Reported EML	Evaluation	QAP 54 Evaluation
Matrix: AI Air Filter Bq / filter								
1	Ug U	8.240	0.153	8.844	0.581	0.932	A	W
Matrix: SO Soil Bq / kg								
1	Ug U	11.610	3.772	7.948	0.125	1.461	N	A
Matrix: WA Water Bq / L								
1	Ug U	0.086	0.002	0.094	0.003	0.907	A	A

Values for elemental uranium are reported in $\mu\text{g}/\text{filter}$, g, or mL. pCi/g or $\text{mL}=\text{Bq} \times 0.027$

Evaluation: A=Acceptable, W=Acceptable with Warning, N=Not Acceptable

If the evaluation system is not appropriate for the types of analyses performed in your lab, apply a site specific evaluation.

QAP 55 Results by Laboratory**Lab:** YU Institute of Occupational and Radiological Health, Serbia

No. Test	Radionuclide	Reported Value	Reported Error	EML Value	EML Error	Reported EML	Evaluation	QAP 54 Evaluation
Matrix: WA Water Bq/L								
1	CO60	196.600	3.100	209.000	7.590	0.941	A	
1	CS137	41.900	1.000	45.133	2.467	0.928	A	

Values for elemental uranium are reported in $\mu\text{g}/\text{filter}$, g, or mL. pCi/g or mL=Bq x 0.027

Evaluation: A=Acceptable, W=Acceptable with Warning, N=Not Acceptable

If the evaluation system is not appropriate for the types of analyses performed in your lab, apply a site specific evaluation.

QAP 55 Results by Nuclide

Matrix: AI Air Filter Bq / filter
Radionuclide: AM241

EML Value: 0.0880
EML Error: 0.0091

Labcode	Test Number	Reported Value	Reported Error	Reported EML	QAP 54 Evaluation	Evaluation
AC	1	0.1030	0.0040	1.17		A
AG	1	0.0920	0.0190	1.04	A	A
AI	1	0.0800	0.0040	0.91	W	A
AM	1	0.1127	0.0332	1.28	A	A
AN	1	0.0790	0.0080	0.90	A	A
AR	1	0.0830	0.0200	0.94	A	A
AS	1	0.3000	0.2000	3.41	A	N
AT	1	0.0910	0.0300	1.03	A	A
AU	1	0.0870	0.0080	0.99	A	A
BE	1	0.0940	0.0050	1.07	A	A
BM	1	0.0853	0.0141	0.97	A	A
BU	1	0.1100	0.0050	1.25	W	A
BX	1	0.0860	0.0303	0.98	A	A
CB	1	0.0966	0.0182	1.10	A	A
CH	1	0.1030	0.0060	1.17	A	A
CL	1	0.0922	0.0170	1.05	A	A
CN	1	0.1700	0.0200	1.93	A	W
CW	1	0.0890	0.0021	1.01	A	A
EC	4	0.1000	0.0200	1.14	A	A
EC	3	0.1000	0.0400	1.14	A	A
EC	2	0.1600	0.0400	1.82	A	W
EC	5	0.1100	0.0300	1.25	A	A
EC	1	0.1100	0.0300	1.25	A	A
FL	1	0.1500	0.0300	1.71	A	W
GA	1	0.0990	0.0170	1.13	A	A
GE	1	0.1050	0.0190	1.19	A	A
GT	1	0.0900	0.0300	1.02	A	A
IS	1	0.0810	0.0160	0.92	A	A
IT	1	0.1000	0.0100	1.14	W	A
LV	1	0.1740	0.0320	1.98	A	W
NJ	2	0.0960	0.0500	1.09	A	A
NJ	3	0.1050	0.0460	1.19	A	A
NJ	1	0.2900	0.2000	3.30	A	N
NM	1	0.1010	0.0030	1.15		A
NQ	1	0.0933	0.0057	1.06	W	A

Values for elemental Uranium are reported in micrograms/filter, g or mL pCi/g or mL =Bq x 0.027

Evaluation: A=Acceptable, W=Acceptable with Warning, N=Not Acceptable

If the evaluation system is not appropriate for the types of analyses performed in your lab, apply site specific evaluation.

QAP 55 Results by Nuclide

Matrix: AI Air Filter Bq / filter
Radionuclide: AM241

EML Value: 0.0880
EML Error: 0.0091

Labcode	Test Number	Reported Value	Reported Error	Reported EML	QAP 54 Evaluation	Evaluation
OT	1	0.0900	0.0100	1.02	A	A
RI	1	0.0944	0.0117	1.07	W	A
SD	1	0.0940	0.0050	1.07		A
SI	1	0.0950	0.0140	1.08	A	A
SN	1	0.1010	0.0170	1.15	A	A
SR	1	0.0330	0.0130	0.38	A	N
TE	1	0.0900	0.0300	1.02	A	A
TI	1	0.0890	0.0220	1.01	W	A
TM	1	0.0995	0.0089	1.13	W	A
TN	1	0.0776	0.0084	0.88	W	A
TO	1	0.0800	0.0357	0.91	A	A
TX	1	0.0740	0.0020	0.84		W
UY	1	0.0931	0.0110	1.06	W	A
WA	1	0.0720	0.0170	0.82	A	W
WC	1	0.0870	0.0200	0.99	A	A
WE	3	0.0800	0.0300	0.91	A	A
WE	2	0.0900	0.0300	1.02	A	A
WE	1	0.0900	0.0200	1.02	A	A
WI	2	0.1020	0.0159	1.16	A	A
WI	1	0.0952	0.0151	1.08	A	A
WN	2	0.1000	0.0600	1.14	A	A
WN	1	0.0700	0.0500	0.80	A	W
WN	3	0.0900	0.0600	1.02	A	A
YA	1	0.0929	0.0016	1.06		A

Total Number Reported: 59

Values for elemental Uranium are reported in micrograms/filter, g or mL pCi/g or mL =Bq x 0.027
Evaluation: A=Acceptable, W=Acceptable with Warning, N=Not Acceptable
 If the evaluation system is not appropriate for the types of analyses performed in your lab, apply site specific evaluation.

QAP 55 Results by Nuclide

Matrix: AI Air Filter Bq / filter
Radionuclide: Bq U

EML Value: 0.2225
EML Error: 0.0136

Labcode	Test Number	Reported Value	Reported Error	<u>Reported EML</u>	QAP 54 Evaluation	Evaluation
AI	1	0.1800	0.0050	0.81	W	W
AM	1	0.1390	0.0300	0.63	A	N
AT	1	0.2120	0.0220	0.95	A	A
BU	1	0.2700	0.0200	1.21	A	A
CH	1	0.1950	0.0110	0.88	A	W
LL	1	0.1880	0.0086	0.85		W
NL	1	0.2410	0.0200	1.08		A
OT	1	0.2400	0.0200	1.08	A	A
PS	1	0.2000		0.90		W
TE	1	0.2400	0.0500	1.08		A
UY	1	0.2070	0.0260	0.93	A	A
WA	1	0.2340	0.0220	1.05	N	A
WI	1	0.2140	0.0229	0.96	A	A
WI	2	0.2070	0.0238	0.93	A	A

Total Number Reported: 14

Values for elemental Uranium are reported in micrograms/filter, g or mL pCi/g or mL =Bq x 0.027
Evaluation: A=Acceptable, W=Acceptable with Warning, N=Not Acceptable
 If the evaluation system is not appropriate for the types of analyses performed in your lab, apply site specific evaluation.

QAP 55 Results by Nuclide

Matrix: AI Air Filter Bq / filter
Radionuclide: CO60

EML Value: 17.5000
EML Error: 0.4700

Labcode	Test Number	Reported Value	Reported Error	Reported EML	QAP 54 Evaluation	Evaluation
AC	1	15.8000	0.4000	0.90	A	A
AG	1	16.6000	2.8000	0.95	A	A
AI	1	16.7000	3.5000	0.95	A	A
AM	1	17.9000	0.1800	1.02	A	A
AN	1	18.0000	1.0000	1.03	A	A
AR	1	17.5900	3.1600	1.00	A	A
AS	1	17.1000	0.2000	0.98	A	A
AT	1	17.6750	1.6600	1.01	A	A
AU	1	17.8900	0.3600	1.02	A	A
AW	1	19.0000	1.5000	1.09	A	A
BA	1	14.2900	0.0850	0.82	A	W
BE	1	19.0000	2.0000	1.09	A	A
BM	1	18.7000	1.7500	1.07	A	A
BN	1	17.0400	2.4700	0.97	A	A
BQ	1	44.6000	0.9000	2.55	A	N
BU	1	17.9000	0.9000	1.02	A	A
BX	1	18.6000	0.8000	1.06	A	A
CA	1	18.0000	1.8000	1.03	A	A
CB	1	18.6000	0.4000	1.06	A	A
CD	1	19.0000	0.6000	1.09	A	A
CE	1	16.8000	0.8000	0.96	A	A
CG	1	19.9000	0.8000	1.14		W
CG	3	19.5000	0.8000	1.11		A
CG	2	19.1000	0.8000	1.09		A
CH	1	18.4000	0.1300	1.05	A	A
CL	1	16.8000	0.1000	0.96	A	A
CN	1	17.1500	0.9100	0.98	A	A
CO	3	17.1000	0.2000	0.98		A
CO	2	17.1000	0.2000	0.98		A
CO	1	17.2000	0.2000	0.98		A
CS	1	17.5100	1.4800	1.00	A	A
CU	1	17.6000	0.2000	1.01	A	A
CW	1	17.1900	0.4800	0.98	A	A
DH	1	18.4300	0.3100	1.05	A	A

Values for elemental Uranium are reported in micrograms/filter, g or mL pCi/g or mL =Bq x 0.027

Evaluation: A=Acceptable, W=Acceptable with Warning, N=Not Acceptable

If the evaluation system is not appropriate for the types of analyses performed in your lab, apply site specific evaluation.

QAP 55 Results by Nuclide

Matrix: AI Air Filter Bq / filter
Radionuclide: CO60

EML Value: 17.5000
EML Error: 0.4700

Labcode	Test Number	Reported Value	Reported Error	Reported EML	QAP 54 Evaluation	Evaluation
EC	1	20.2000	0.6200	1.15	A	W
EC	2	20.1600	0.6200	1.15	A	W
EC	3	20.2000	0.6200	1.15	A	W
EC	5	20.0000	0.5900	1.14	A	W
EC	4	20.4000	0.6300	1.17	A	W
EG	1	18.8000	1.4000	1.07	A	A
EP	1	18.4100	1.1400	1.05	A	A
FG	1	17.2300	2.1000	0.99	A	A
FL	1	20.9300	0.1000	1.20	A	W
FM	1	17.6000	0.3000	1.01	A	A
FN	1	18.5000	1.0000	1.06	A	A
GA	1	17.7000	1.6000	1.01	A	A
GC	1	16.9100		0.97	A	A
GC	3	17.4400		1.00	A	A
GC	2	18.3100		1.05	A	A
GD	1	17.0000	1.0000	0.97		A
GE	1	17.6000	2.0200	1.01	A	A
GT	1	18.0000	2.0000	1.03	A	A
HU	1	16.2000	0.6000	0.93	A	A
ID	1	18.3000	0.9220	1.05	A	A
IL	1	18.9000	0.2000	1.08	A	A
IN	1	17.7000	1.7000	1.01	A	A
IO	1	16.9400	2.4200	0.97		A
IS	1	17.8000	1.3000	1.02	A	A
IT	1	18.0000	1.0000	1.03	A	A
JL	2	20.3000	0.8000	1.16	A	W
JL	3	19.0000	0.6000	1.09	A	A
JL	1	18.5000	0.8000	1.06	A	A
KE	1	17.6400	1.3500	1.01	A	A
KR	4	18.0000	0.8000	1.03	W	A
KR	1	18.2000	0.7000	1.04	W	A
KR	3	18.0000	0.8000	1.03	W	A
KR	2	17.4000	0.7000	0.99	W	A
KR	5	17.6000	0.8000	1.01	W	A
KS	1	18.0000	1.0000	1.03		A

Values for elemental Uranium are reported in micrograms/filter, g or mL pCi/g or mL =Bq x 0.027

Evaluation: A=Acceptable, W=Acceptable with Warning, N=Not Acceptable

If the evaluation system is not appropriate for the types of analyses performed in your lab, apply site specific evaluation.

QAP 55 Results by Nuclide

Matrix: AI Air Filter Bq / filter
Radionuclide: CO60

EML Value: 17.5000
EML Error: 0.4700

Labcode	Test Number	Reported Value	Reported Error	Reported EML	QAP 54 Evaluation	Evaluation
LB	1	16.0000	1.0000	0.91	A	A
LL	1	20.0000	1.4620	1.14	N	W
LM	1	17.0100	0.2300	0.97	A	A
LN	1	17.9900	1.0000	1.03	A	A
LV	1	16.7000	0.3000	0.95	A	A
ME	3	18.9000	0.3000	1.08	A	A
ME	1	18.8000	0.4000	1.07	A	A
ME	2	20.6000	0.4000	1.18	A	W
MH	1	17.9000	0.7000	1.02	A	A
MS	1	17.9000	1.8000	1.02	A	A
NA	1	16.9000	0.6000	0.97		A
ND	1	16.7900	0.5200	0.96		A
NJ	3	16.0000	1.0000	0.91	A	A
NJ	2	16.0000	1.0000	0.91	A	A
NJ	1	16.0000	1.0000	0.91	A	A
NL	1	17.8000	0.7000	1.02	A	A
NP	1	16.6000	0.2000	0.95	A	A
NQ	1	16.3700	1.7000	0.94	A	A
NR	1	16.2000	3.2000	0.93	A	A
OC	1	18.0000	1.8000	1.03	A	A
OD	1	18.1900	1.9000	1.04	A	A
OH	1	16.8900	0.4200	0.96	A	A
OT	1	18.0000	1.0000	1.03	A	A
OU	1	16.3000	3.2000	0.93	A	A
PK	1	19.1300	0.2600	1.09	A	A
PR	1	5.2900	0.1500	0.30	A	N
PS	1	17.8300	0.3000	1.02		A
RA	1	17.6000	1.1000	1.01	A	A
RC	1	17.9000	0.6000	1.02	A	A
RI	1	15.1000	0.9920	0.86	N	W
RM	1	17.5000	0.7000	1.00	A	A
RU	1	18.2000	0.2910	1.04	A	A
SA	1	17.3000	0.7000	0.99	A	A
SB	1	18.3800	1.4000	1.05	A	A
SD	1	16.6000	1.7000	0.95		A

Values for elemental Uranium are reported in micrograms/filter, g or mL pCi/g or mL =Bq x 0.027

Evaluation: A=Acceptable, W=Acceptable with Warning, N=Not Acceptable

If the evaluation system is not appropriate for the types of analyses performed in your lab, apply site specific evaluation.

QAP 55 Results by Nuclide

Matrix: AI Air Filter Bq / filter
Radionuclide: CO60

EML Value: 17.5000
EML Error: 0.4700

Labcode	Test Number	Reported Value	Reported Error	Reported EML	QAP 54 Evaluation	Evaluation
SE	1	15.5000	0.2000	0.89	A	A
SI	1	18.6000	0.4000	1.06	A	A
SR	1	19.3000	1.6000	1.10	A	A
SX	1	16.5600	0.6900	0.95	A	A
TE	1	16.9000	0.3000	0.97	A	A
TI	1	18.8000	0.3000	1.07	A	A
TK	1	17.9300	1.5300	1.02		A
TM	1	20.4000	0.6000	1.17	W	W
TN	1	15.5400	0.3500	0.89	A	A
TO	1	18.2920	0.8650	1.04	A	A
TP	1	18.2100	0.3100	1.04	A	A
TQ	1	19.6000	1.9000	1.12	A	A
TW	1	19.5000	0.4100	1.11	A	A
TX	1	17.3000	0.1000	0.99	A	A
UY	1	16.6000	1.6000	0.95	A	A
WA	1	19.6000	0.3000	1.12	A	A
WC	1	17.6000	1.3900	1.01	A	A
WE	2	16.4000	0.3000	0.94	A	A
WE	1	16.3000	0.3000	0.93	A	A
WI	1	17.3000	2.3700	0.99	A	A
WI	2	17.2000	2.3400	0.98	A	A
WI	3	17.8000	2.4100	1.02	A	A
WN	2	16.2000	0.4000	0.93	A	A
WN	1	16.9000	0.5000	0.97	A	A
WN	3	16.7000	0.4000	0.95	A	A
WO	1	21.3000	5.2000	1.22	W	W
WO	2	22.7300	1.5300	1.30	W	W
WT	1	15.1900	1.1000	0.87		W
WV	1	17.6700	0.2790	1.01	A	A
WV	2	16.5400	0.2730	0.94	A	A
WW	3	17.9000	0.8000	1.02	A	A
WW	2	17.8000	0.8000	1.02	A	A
WW	1	17.6000	0.8000	1.01	A	A
YA	1	17.6400	0.0700	1.01	A	A

Values for elemental Uranium are reported in micrograms/filter, g or mL pCi/g or mL =Bq x 0.027

Evaluation: A=Acceptable, W=Acceptable with Warning, N=Not Acceptable

If the evaluation system is not appropriate for the types of analyses performed in your lab, apply site specific evaluation.

QAP 55 Results by Nuclide

Matrix: AI Air Filter Bq / filter
Radionuclide: CO60

EML Value: 17.5000
EML Error: 0.4700

Labcode	Test Number	Reported Value	Reported Error	<u>Reported EML</u>	QAP 54 Evaluation	Evaluation
---------	-------------	----------------	----------------	---------------------	-------------------	------------

Total Number Reported: 138

Values for elemental Uranium are reported in micrograms/filter, g or mL pCi/g or mL =Bq x 0.027
Evaluation: A=Acceptable, W=Acceptable with Warning, N=Not Acceptable
If the evaluation system is not appropriate for the types of analyses performed in your lab, apply site specific evaluation.

QAP 55 Results by Nuclide

Matrix: AI Air Filter Bq / filter
Radionuclide: CS134

EML Value: 12.9500
EML Error: 0.3620

Labcode	Test Number	Reported Value	Reported Error	Reported EML	QAP 54 Evaluation	Evaluation
AC	1	73.5000	3.6000	5.68	A	N
AG	1	13.3000	2.2000	1.03	A	A
AI	1	11.2000	2.0000	0.87	A	A
AM	1	11.0200	0.0800	0.85	W	A
AN	1	14.0000	1.0000	1.08	A	A
AR	1	13.5000	2.4000	1.04		A
AS	1	9.8000	0.1000	0.76	W	W
AT	1	11.5400	0.8880	0.89	A	A
AU	1	13.2200	0.4800	1.02	A	A
AW	1	15.1000	1.2000	1.17	A	W
BE	1	10.0000	1.0000	0.77	A	W
BN	1	10.7100	0.7000	0.83	A	A
BQ	1	32.4000	0.7000	2.50	A	N
BU	1	13.3000	0.7000	1.03	A	A
BX	1	12.9000	0.5000	1.00	A	A
CA	1	13.6000	1.4000	1.05	A	A
CB	1	12.8000	0.2000	0.99	A	A
CD	1	13.0000	0.5000	1.00	A	A
CE	1	12.6000	1.2000	0.97	A	A
CG	1	12.6000	0.7000	0.97		A
CG	2	11.9000	0.5000	0.92		A
CG	3	12.1000	0.6000	0.93		A
CH	1	14.0000	0.1300	1.08		A
CL	1	9.7500	0.2200	0.75	W	W
CN	1	11.9000	0.6400	0.92	A	A
CO	1	11.4000	0.3000	0.88		A
CO	2	11.3000	0.2000	0.87		A
CO	3	11.3000	0.2000	0.87		A
CS	1	13.4800	1.0800	1.04	A	A
CU	1	10.7000	0.2000	0.83	A	A
CW	1	13.5100	0.3800	1.04	A	A
DH	1	13.2700	0.5200	1.02		A
EC	4	13.5000	0.3100	1.04	A	A
EC	5	13.7000	0.3900	1.06	A	A

Values for elemental Uranium are reported in micrograms/filter, g or mL pCi/g or mL =Bq x 0.027

Evaluation: A=Acceptable, W=Acceptable with Warning, N=Not Acceptable

If the evaluation system is not appropriate for the types of analyses performed in your lab, apply site specific evaluation.

QAP 55 Results by Nuclide

Matrix: AI Air Filter Bq / filter
Radionuclide: CS134

EML Value: 12.9500
EML Error: 0.3620

Labcode	Test Number	Reported Value	Reported Error	Reported EML	QAP 54 Evaluation	Evaluation
EC	2	13.9000	0.4000	1.07	A	A
EC	1	13.8000	0.4000	1.07	A	A
EC	3	13.7000	0.3200	1.06	A	A
EG	1	13.2000	1.0000	1.02	A	A
EP	1	13.2600	0.9400	1.02	A	A
FG	1	13.6800	1.9000	1.06	W	A
FL	1	15.0500	0.1300	1.16	A	W
FM	1	11.6000	0.2000	0.90	A	A
FN	1	15.0000	0.6000	1.16	W	W
GA	1	12.6000	2.1000	0.97	A	A
GD	1	12.0000	1.0000	0.93		A
GE	1	11.7000	1.2400	0.90	A	A
GT	1	11.0000	1.0000	0.85	A	A
HU	1	10.2000	0.3000	0.79	W	W
ID	1	14.4100	0.7220	1.11	A	W
IL	1	13.8000	0.1000	1.07	A	A
IN	1	13.2000	2.1000	1.02		A
IO	1	13.1600	1.6600	1.02		A
IS	1	11.4000	0.9000	0.88	A	A
IT	1	14.0000	1.0000	1.08	A	A
JL	2	11.7000	0.6000	0.90	A	A
JL	3	13.0000	0.5000	1.00	A	A
JL	1	12.5000	0.6000	0.96	A	A
KE	1	11.3000	0.8700	0.87	N	A
KR	1	13.0000	0.6000	1.00	W	A
KR	5	12.4000	0.5000	0.96	W	A
KR	4	12.7000	0.6000	0.98	W	A
KR	3	13.1000	0.6000	1.01	W	A
KR	2	12.6000	0.5000	0.97	W	A
KS	1	12.0000	1.0000	0.93		A
LB	1	13.0000	1.0000	1.00	A	A
LL	1	15.3000	0.8240	1.18		W
LM	1	10.0800	0.2200	0.78	A	W
LN	1	11.5500	0.2120	0.89	W	A
LV	1	14.5000	0.3000	1.12	W	W

Values for elemental Uranium are reported in micrograms/filter, g or mL pCi/g or mL =Bq x 0.027

Evaluation: A=Acceptable, W=Acceptable with Warning, N=Not Acceptable

If the evaluation system is not appropriate for the types of analyses performed in your lab, apply site specific evaluation.

QAP 55 Results by Nuclide

Matrix: AI Air Filter Bq / filter
Radionuclide: CS134

EML Value: 12.9500
EML Error: 0.3620

Labcode	Test Number	Reported Value	Reported Error	Reported EML	QAP 54 Evaluation	Evaluation
ME	2	15.5000	0.3000	1.20	W	W
ME	3	14.3000	0.2000	1.10	W	W
ME	1	14.3000	0.2000	1.10	W	W
MH	1	11.9000	0.5000	0.92	A	A
MS	1	12.3000	1.2000	0.95	A	A
NA	1	12.6400	0.4400	0.98	A	A
ND	1	12.2400	0.3300	0.94		A
NJ	2	12.0000	1.0000	0.93	W	A
NJ	1	12.0000	1.0000	0.93	W	A
NJ	3	12.0000	1.0000	0.93	W	A
NL	1	13.3000	0.5000	1.03	A	A
NP	1	13.3000	0.2000	1.03	A	A
NQ	1	11.7400	1.3000	0.91	A	A
NR	1	13.9000	2.8000	1.07	A	A
OC	1	13.0000	1.3000	1.00	A	A
OD	1	14.0700	2.5300	1.09		A
OH	1	12.9300	0.3900	1.00	A	A
OT	1	12.0000	1.0000	0.93	A	A
OU	1	11.2000	0.8000	0.87	A	A
PK	1	13.0800	0.1900	1.01	A	A
PR	1	3.9700	0.0900	0.31	A	N
PS	1	11.9900	0.2200	0.93		A
RA	1	13.4000	0.7000	1.03	A	A
RC	1	14.0000	0.4000	1.08		A
RI	1	12.3000	0.8720	0.95	N	A
RM	1	13.6000	0.4000	1.05	A	A
RU	1	16.8000	0.5040	1.30	W	N
SA	1	11.6000	0.5000	0.90	A	A
SB	1	10.2100	0.6800	0.79		W
SD	1	11.3000	1.2000	0.87		A
SE	1	13.6000	0.2000	1.05	A	A
SI	1	14.8000	0.3000	1.14	A	W
SR	1	14.7000	1.2000	1.13	W	W
SX	1	11.0000	0.4200	0.85	A	A
TE	1	11.8000	0.2000	0.91	A	A

Values for elemental Uranium are reported in micrograms/filter, g or mL pCi/g or mL =Bq x 0.027

Evaluation: A=Acceptable, W=Acceptable with Warning, N=Not Acceptable

If the evaluation system is not appropriate for the types of analyses performed in your lab, apply site specific evaluation.

QAP 55 Results by Nuclide

Matrix: AI Air Filter Bq / filter
Radionuclide: CS134

EML Value: 12.9500
EML Error: 0.3620

Labcode	Test Number	Reported Value	Reported Error	Reported EML	QAP 54 Evaluation	Evaluation
TI	1	12.7000	0.7000	0.98	A	A
TK	1	13.5400	1.5700	1.05		A
TM	1	13.7000	0.3000	1.06	A	A
TN	1	14.0900	0.6600	1.09	W	A
TO	1	13.4430	0.4950	1.04	A	A
TP	1	13.9100	0.3200	1.07	A	A
TQ	1	14.4000	1.6000	1.11	A	W
TW	1	13.8000	0.1800	1.07	A	A
TX	1	11.8000	0.1000	0.91	A	A
UY	1	11.8000	0.6300	0.91	A	A
WA	1	13.0000	0.5000	1.00	A	A
WC	1	12.3000	0.9400	0.95	N	A
WE	2	10.2000	0.5000	0.79	A	W
WE	1	9.5900	0.4000	0.74	A	W
WI	1	13.4000	1.8800	1.03	A	A
WI	2	13.3000	1.8800	1.03	A	A
WI	3	13.5000	1.9100	1.04	A	A
WN	2	10.3000	0.1800	0.80	A	W
WN	1	10.4800	0.1800	0.81	A	W
WN	3	10.7000	0.1800	0.83	A	A
WO	1	13.6700	3.0200	1.06	A	A
WO	2	13.9100	1.1500	1.07	A	A
WT	1	10.2500	1.1000	0.79	A	W
WV	1	12.0800	0.2320	0.93	A	A
WV	2	11.5700	0.2360	0.89	A	A
WW	3	9.0000	0.3000	0.69	N	N
WW	2	9.0000	0.3000	0.69	N	N
WW	1	8.1000	0.3000	0.63	N	N
YA	1	13.2500	0.0700	1.02		A

Total Number Reported: 133

Values for elemental Uranium are reported in micrograms/filter, g or mL pCi/g or mL =Bq x 0.027
Evaluation: A=Acceptable, W=Acceptable with Warning, N=Not Acceptable
 If the evaluation system is not appropriate for the types of analyses performed in your lab, apply site specific evaluation.

QAP 55 Results by Nuclide

Matrix: AI Air Filter Bq / filter
Radionuclide: CS137

EML Value: 17.1000
EML Error: 0.5800

Labcode	Test Number	Reported Value	Reported Error	Reported EML	QAP 54 Evaluation	Evaluation
AC	1	16.8000	0.4000	0.98	A	A
AG	1	17.6000	3.0000	1.03	A	A
AI	1	17.0000	3.5000	0.99	W	A
AM	1	18.0800	0.1500	1.06	A	A
AN	1	18.0000	1.0000	1.05	A	A
AR	1	18.0600	3.2400	1.06	A	A
AS	1	18.7000	0.2000	1.09	A	A
AT	1	17.6730	2.8100	1.03	A	A
AU	1	17.7700	0.6500	1.04	A	A
AW	1	18.8000	1.5000	1.10	A	A
BA	1	15.0200	0.0750	0.88	A	W
BE	1	18.0000	2.0000	1.05	A	A
BM	1	18.9000	2.2000	1.11	A	A
BN	1	19.6800	1.6900	1.15	A	A
BQ	1	23.1000	0.4000	1.35	A	N
BU	1	17.6000	0.9000	1.03	A	A
BX	1	18.3000	0.6000	1.07	A	A
CA	1	19.5000	2.0000	1.14	A	A
CB	1	19.5000	0.6000	1.14	A	A
CD	1	20.0000	1.0000	1.17	A	W
CE	1	17.3000	1.1000	1.01	A	A
CG	2	19.6000	0.7000	1.15		A
CG	3	20.6000	0.8000	1.21		W
CG	1	19.9000	0.7000	1.16		W
CH	1	18.2000	0.1200	1.06	A	A
CL	1	16.9000	0.1000	0.99	A	A
CN	1	17.6000	0.9200	1.03	A	A
CO	1	17.1000	0.2000	1.00		A
CO	3	17.3000	0.2000	1.01		A
CO	2	17.3000	0.2000	1.01		A
CS	1	17.8800	1.6400	1.05	A	A
CU	1	16.9000	0.2000	0.99	A	A
CW	1	17.1100	0.5600	1.00	A	A
DH	1	19.1700	0.4300	1.12	A	A

Values for elemental Uranium are reported in micrograms/filter, g or mL pCi/g or mL =Bq x 0.027

Evaluation: A=Acceptable, W=Acceptable with Warning, N=Not Acceptable

If the evaluation system is not appropriate for the types of analyses performed in your lab, apply site specific evaluation.

QAP 55 Results by Nuclide

Matrix: AI Air Filter Bq / filter
Radionuclide: CS137

EML Value: 17.1000
EML Error: 0.5800

Labcode	Test Number	Reported Value	Reported Error	Reported EML	QAP 54 Evaluation	Evaluation
EC	2	20.7000	0.8200	1.21	A	W
EC	5	20.6000	0.8100	1.21	A	W
EC	1	20.6000	0.8200	1.21	A	W
EC	4	20.5000	0.8100	1.20	A	W
EC	3	20.8000	0.8300	1.22	A	W
EG	1	18.9000	1.4000	1.11	A	A
EP	1	18.8100	1.3400	1.10	A	A
FG	1	17.4200	2.2000	1.02	A	A
FL	1	23.4800	0.1500	1.37	A	N
FM	1	18.3000	0.4000	1.07	W	A
FN	1	18.2000	1.4000	1.06	A	A
GA	1	17.6000	1.7000	1.03	A	A
GC	1	17.9300		1.05	A	A
GC	2	18.2200		1.07	A	A
GC	3	17.9900		1.05	A	A
GD	1	17.0000	1.0000	0.99		A
GE	1	17.3000	1.8100	1.01	A	A
GT	1	20.0000	3.0000	1.17	A	W
HU	1	16.1000	1.0000	0.94	A	A
ID	1	19.7300	0.9900	1.15	A	A
IL	1	19.3000	0.3000	1.13	A	A
IN	1	17.9000	1.5000	1.05	A	A
IO	1	17.0000	3.6300	0.99		A
IS	1	18.2000	2.8000	1.06	A	A
IT	1	20.0000	1.0000	1.17	A	W
JL	1	19.3000	1.0000	1.13	A	A
JL	2	18.7000	1.0000	1.09	A	A
JL	3	20.0000	0.9000	1.17	A	W
KE	1	19.7200	1.5400	1.15	A	A
KR	2	18.4000	0.7000	1.08	W	A
KR	5	20.0000	0.9000	1.17	W	W
KR	3	19.8000	0.9000	1.16	W	A
KR	1	18.6000	0.7000	1.09	W	A
KR	4	20.3000	0.9000	1.19	W	W
KS	1	17.0000	1.0000	0.99		A

Values for elemental Uranium are reported in micrograms/filter, g or mL pCi/g or mL =Bq x 0.027

Evaluation: A=Acceptable, W=Acceptable with Warning, N=Not Acceptable

If the evaluation system is not appropriate for the types of analyses performed in your lab, apply site specific evaluation.

QAP 55 Results by Nuclide

Matrix: AI Air Filter Bq / filter
Radionuclide: CS137

EML Value: 17.1000
EML Error: 0.5800

Labcode	Test Number	Reported Value	Reported Error	Reported EML	QAP 54 Evaluation	Evaluation
LB	1	16.0000	1.0000	0.94	A	A
LL	1	20.4000	2.4800	1.19	N	W
LM	1	16.5170	0.3300	0.97	A	A
LN	1	17.8800	4.4550	1.05	A	A
LV	1	22.6000	0.8000	1.32	W	W
ME	3	19.4000	0.5000	1.13	A	A
ME	2	21.2000	0.6000	1.24	A	W
ME	1	19.2000	0.4000	1.12	A	A
MH	1	20.5000	1.1000	1.20	W	W
MS	1	18.1000	1.8000	1.06	A	A
NA	1	18.2300	0.6000	1.07	A	A
ND	1	18.0600	0.8800	1.06		A
NJ	3	16.0000	2.0000	0.94	A	A
NJ	1	16.0000	1.0000	0.94	A	A
NJ	2	16.0000	1.0000	0.94	A	A
NL	1	19.4000	1.0000	1.13	A	A
NP	1	16.6000	0.2000	0.97	A	A
NQ	1	16.7400	1.8500	0.98	A	A
NR	1	16.7000	3.3000	0.98	A	A
OC	1	17.0000	1.7000	0.99	A	A
OD	1	18.1400	3.7700	1.06	A	A
OH	1	18.7200	0.4700	1.10	A	A
OT	1	19.0000	1.0000	1.11	A	A
OU	1	15.6000	0.5000	0.91	A	A
PK	1	17.9300	0.7000	1.05	W	A
PR	1	3.9100	0.0500	0.23	A	N
PS	1	18.4600	0.2600	1.08		A
RA	1	18.1000	0.9000	1.06	A	A
RC	1	17.7000	0.6000	1.03	A	A
RI	1	15.8000	1.4100	0.92	N	A
RM	1	18.5000	1.1000	1.08	A	A
RU	1	24.7000	0.6170	1.44	W	N
SA	1	18.0000	0.8000	1.05	A	A
SB	1	18.8800	2.8200	1.10	A	A
SD	1	17.1000	1.8000	1.00		A

Values for elemental Uranium are reported in micrograms/filter, g or mL pCi/g or mL =Bq x 0.027

Evaluation: A=Acceptable, W=Acceptable with Warning, N=Not Acceptable

If the evaluation system is not appropriate for the types of analyses performed in your lab, apply site specific evaluation.

QAP 55 Results by Nuclide

Matrix: AI Air Filter Bq / filter
Radionuclide: CS137

EML Value: 17.1000
EML Error: 0.5800

Labcode	Test Number	Reported Value	Reported Error	Reported EML	QAP 54 Evaluation	Evaluation
SE	1	17.0000	0.2000	0.99	A	A
SI	1	18.8000	0.5000	1.10	A	A
SR	1	20.1000	2.3000	1.17	A	W
SX	1	17.0200	0.9400	1.00	A	A
TE	1	18.3000	0.3000	1.07	A	A
TI	1	20.8000	0.5000	1.22	A	W
TK	1	18.3300	1.3900	1.07		A
TM	1	21.2000	0.8000	1.24	W	W
TN	1	15.5500	0.3500	0.91	A	A
TO	1	20.9260	1.3740	1.22	A	W
TP	1	18.4800	0.5100	1.08	A	A
TQ	1	20.0000	2.0000	1.17	A	W
TW	1	19.4000	0.4400	1.13	A	A
TX	1	17.4000	0.2000	1.02	A	A
UY	1	15.9000	1.0000	0.93	A	A
WA	1	19.9000	0.9000	1.16	A	W
WC	1	18.4000	2.5500	1.08	A	A
WE	1	16.6000	1.7000	0.97	A	A
WE	2	17.1000	1.7000	1.00	A	A
WI	2	17.8000	2.4800	1.04	A	A
WI	1	16.9000	2.3700	0.99	A	A
WI	3	17.5000	2.4200	1.02	A	A
WN	2	16.8000	0.6000	0.98	A	A
WN	3	17.2000	0.6000	1.01	A	A
WN	1	16.5000	0.6000	0.96	A	A
WO	2	23.5600	1.9300	1.38	W	N
WO	1	21.5600	4.3300	1.26	W	W
WT	1	16.5400	1.4000	0.97	A	A
WV	2	16.3700	0.2480	0.96	A	A
WV	1	17.1500	0.2600	1.00	A	A
WW	1	17.9000	1.6000	1.05	A	A
WW	2	18.3000	1.3000	1.07	A	A
WW	3	18.4000	1.3000	1.08	A	A
YA	1	18.1000	0.0700	1.06	A	A

Values for elemental Uranium are reported in micrograms/filter, g or mL pCi/g or mL =Bq x 0.027

Evaluation: A=Acceptable, W=Acceptable with Warning, N=Not Acceptable

If the evaluation system is not appropriate for the types of analyses performed in your lab, apply site specific evaluation.

QAP 55 Results by Nuclide

Matrix: AI Air Filter Bq / filter
Radionuclide: CS137

EML Value: 17.1000
EML Error: 0.5800

Labcode	Test Number	Reported Value	Reported Error	<u>Reported EML</u>	QAP 54 Evaluation	Evaluation
---------	-------------	----------------	----------------	---------------------	-------------------	------------

Total Number Reported: 138

Values for elemental Uranium are reported in micrograms/filter, g or mL pCi/g or mL =Bq x 0.027
Evaluation: A=Acceptable, W=Acceptable with Warning, N=Not Acceptable
If the evaluation system is not appropriate for the types of analyses performed in your lab, apply site specific evaluation.

QAP 55 Results by Nuclide

Matrix: AI Air Filter Bq / filter
Radionuclide: GROSS ALPHA

EML Value: 5.3620
EML Error: 0.5360

Labcode	Test Number	Reported Value	Reported Error	Reported EML	QAP 54 Evaluation	Evaluation
AI	1	5.0000	0.0000	0.93	W	A
AM	1	5.0600	0.0300	0.94	A	A
AR	1	4.5140	0.7030	0.84	W	A
AS	1	5.1000	0.1000	0.95	A	A
AT	1	4.7370	0.2000	0.88	A	A
AU	1	6.8200	0.2900	1.27	A	W
BE	1	5.5400	0.6700	1.03	A	A
BQ	1	6.5000	0.1000	1.21	A	A
BX	1	5.1500	0.1900	0.96	W	A
CA	1	4.9400	0.4900	0.92	W	A
CE	1	5.4000	0.2000	1.01	A	A
CH	1	1.3700	0.0200	0.26	A	N
CU	1	4.9000	0.4000	0.91		A
DH	1	5.3000	0.0500	0.99	A	A
EC	3	5.8000	0.5800	1.08	A	A
EC	5	5.7000	0.5700	1.06	A	A
EC	4	5.9100	0.5910	1.10	A	A
EC	1	5.8100	0.5810	1.08	A	A
EC	2	5.6800	0.5680	1.06	A	A
FG	1	6.3500	1.0000	1.18	W	A
FL	1	4.3800	0.0700	0.82	W	W
FN	1	5.3300	0.8000	0.99	A	A
GE	1	5.1500	0.0420	0.96	A	A
GT	1	5.4000	1.0000	1.01	A	A
HC	1	6.0000	1.2000	1.12	A	A
IL	1	5.0200	0.0400	0.94	A	A
IO	1	5.7900	0.1600	1.08		A
IS	1	6.5900	0.3100	1.23	N	A
IT	1	5.3000	0.5000	0.99	A	A
KA	1	4.7900	0.1900	0.89	A	A
KR	1	5.0800	0.0600	0.95	A	A
LB	2	5.2000	0.3000	0.97	A	A
LM	1	8.1360	0.5290	1.52	A	N
LN	1	5.0500	0.2000	0.94	W	A

Values for elemental Uranium are reported in micrograms/filter, g or mL pCi/g or mL =Bq x 0.027

Evaluation: A=Acceptable, W=Acceptable with Warning, N=Not Acceptable

If the evaluation system is not appropriate for the types of analyses performed in your lab, apply site specific evaluation.

QAP 55 Results by Nuclide

Matrix: AI Air Filter Bq / filter
Radionuclide: GROSS ALPHA

EML Value: 5.3620
EML Error: 0.5360

Labcode	Test Number	Reported Value	Reported Error	Reported EML	QAP 54 Evaluation	Evaluation
LV	1	4.9500	0.1800	0.92	A	A
ME	1	7.0000	0.1000	1.30	A	W
ME	2	7.0000	0.1000	1.30	A	W
ME	3	7.1000	0.1000	1.32	A	W
MH	1	5.9300	0.0400	1.11	A	A
MS	1	6.2200	0.6000	1.16	A	A
ND	1	4.9730	0.1880	0.93		A
NQ	1	5.6300	0.8500	1.05	A	A
OB	1	5.1900	0.5140	0.97	A	A
OC	1	5.1000	0.5100	0.95	A	A
OD	1	275.5000	5.1000	51.38	W	N
OH	1	5.0900	0.0800	0.95	A	A
OT	1	4.4000	0.2000	0.82	A	W
OU	1	7.0700	0.2700	1.32	A	W
PS	1	5.7900	0.1400	1.08	W	A
RC	1	5.4000	0.3000	1.01	A	A
RI	1	5.1800	0.1090	0.97		A
RK	1	3.8700	0.1000	0.72		W
SA	1	6.3300	0.9000	1.18	A	A
SA	2	6.1000	1.2000	1.14	A	A
SB	1	5.9060	0.1630	1.10	A	A
SB	3	5.8480	0.1620	1.09	A	A
SB	2	5.8040	0.1620	1.08	A	A
SD	1	4.5400	0.0300	0.85		A
SN	1	6.7110	0.3900	1.25	A	W
SR	1	6.8600	0.3200	1.28	A	W
SW	1	1.3520		0.25		N
TE	1	6.3000	0.1000	1.17	W	A
TI	1	5.4200	0.1900	1.01	A	A
TM	1	7.8100	0.0800	1.46	W	W
TN	1	3.8070	0.1910	0.71	W	W
TO	1	7.7530	0.0360	1.45	W	W
TQ	1	5.5300	0.0500	1.03	A	A
TW	1	4.7400	0.0600	0.88	A	A
TX	1	6.3100	0.1100	1.18	A	A

Values for elemental Uranium are reported in micrograms/filter, g or mL pCi/g or mL =Bq x 0.027

Evaluation: A=Acceptable, W=Acceptable with Warning, N=Not Acceptable

If the evaluation system is not appropriate for the types of analyses performed in your lab, apply site specific evaluation.

QAP 55 Results by Nuclide

Matrix: AI Air Filter Bq / filter
Radionuclide: GROSS ALPHA

EML Value: 5.3620
EML Error: 0.5360

Labcode	Test Number	Reported Value	Reported Error	Reported EML	QAP 54 Evaluation	Evaluation
UY	1	5.2500	0.1400	0.98	A	A
WA	1	5.4400	0.1500	1.01	A	A
WC	1	5.3300	0.5330	0.99	A	A
WE	2	4.5300	0.0800	0.85	A	A
WE	3	4.6200	0.0800	0.86	A	A
WE	1	4.4600	0.0800	0.83	A	A
WI	3	5.2200	0.5270	0.97	W	A
WI	1	5.2000	0.5250	0.97	W	A
WI	2	5.0000	0.5050	0.93	W	A
WO	2	4.3200	0.1200	0.81	W	W
WO	1	4.2200	0.1100	0.79	W	W
WT	1	4.2100	0.2200	0.79	A	W
WV	1	3.9800	0.0825	0.74	W	W
WV	2	3.9600	0.0822	0.74	W	W
WW	3	5.2320	0.0710	0.98	A	A
WW	1	5.0790	0.0690	0.95	A	A
WW	2	5.0060	0.0680	0.93	A	A
YA	1	5.0800	0.0280	0.95	W	A

Total Number Reported: 87

Values for elemental Uranium are reported in micrograms/filter, g or mL pCi/g or mL =Bq x 0.027
Evaluation: A=Acceptable, W=Acceptable with Warning, N=Not Acceptable
 If the evaluation system is not appropriate for the types of analyses performed in your lab, apply site specific evaluation.

QAP 55 Results by Nuclide

Matrix: AI Air Filter Bq / filter
Radionuclide: GROSS BETA

EML Value: 12.7700
EML Error: 1.2770

Labcode	Test Number	Reported Value	Reported Error	Reported EML	QAP 54 Evaluation	Evaluation
AI	1	13.0000	0.0000	1.02	A	A
AM	1	11.5800	0.0400	0.91	A	A
AP	1	43.1000	0.7700	3.38		N
AR	1	10.8410	1.8500	0.85	A	W
AS	1	12.7000	0.1000	1.00	A	A
AT	1	11.8500	0.3200	0.93	A	A
AU	1	12.6300	0.9700	0.99	A	A
BE	1	11.9800	1.3400	0.94	A	A
BQ	1	8.2000	0.1000	0.64	A	N
BX	1	10.8000	0.3000	0.85	W	W
CA	1	15.6000	1.7000	1.22	A	A
CD	1	10.6000	2.0000	0.83	A	W
CE	1	12.2000	0.3000	0.95	A	A
CH	1	2.1100	0.0210	0.17	A	N
DH	1	10.9200	0.1400	0.86	A	W
EC	3	9.6400	0.9640	0.75	A	N
EC	2	9.7100	0.9710	0.76	A	W
EC	5	9.5100	0.9510	0.75	A	N
EC	1	9.6700	0.9670	0.76	A	N
EC	4	9.7200	0.9720	0.76	A	W
FG	1	12.4300	2.0000	0.97	A	A
FL	1	11.8200	0.0900	0.93	A	A
FN	1	13.3000	2.0000	1.04	A	A
GE	1	10.1330	0.0490	0.79	A	W
GT	1	10.6000	2.0000	0.83	A	W
HC	1	13.4000	1.6000	1.05	A	A
IL	1	10.8100	0.0600	0.85	A	W
IO	1	11.2700	0.1900	0.88		A
IS	1	12.4000	0.6000	0.97	A	A
IT	1	12.5000	1.0000	0.98	A	A
KA	1	11.4400	0.2300	0.90	W	A
KR	1	11.2800	0.0600	0.88	A	A
LB	1	11.8000	0.6000	0.92	A	A
LM	1	12.3330	0.4400	0.97	A	A

Values for elemental Uranium are reported in micrograms/filter, g or mL pCi/g or mL =Bq x 0.027

Evaluation: A=Acceptable, W=Acceptable with Warning, N=Not Acceptable

If the evaluation system is not appropriate for the types of analyses performed in your lab, apply site specific evaluation.

QAP 55 Results by Nuclide

Matrix: AI Air Filter Bq / filter
Radionuclide: GROSS BETA

EML Value: 12.7700
EML Error: 1.2770

Labcode	Test Number	Reported Value	Reported Error	Reported EML	QAP 54 Evaluation	Evaluation
LN	1	11.0000	0.3000	0.86	A	W
LV	1	11.2000	0.3200	0.88	A	W
ME	3	11.4000	0.1000	0.89	W	A
ME	2	11.6000	0.1000	0.91	W	A
ME	1	11.6000	0.1000	0.91	W	A
MH	1	12.9500	0.0600	1.01	A	A
MS	1	9.0600	0.9000	0.71	W	N
ND	1	10.4160	0.5430	0.82		W
NP	1	11.4900	0.0600	0.90	A	A
NQ	1	12.7800	1.9300	1.00	A	A
OB	1	10.6000	1.0500	0.83	A	W
OC	1	10.4000	1.0000	0.81	A	W
OD	1	827.8000	7.5000	64.82	W	N
OH	1	10.8900	0.0900	0.85	A	W
OT	1	12.0000	1.0000	0.94	A	A
OU	1	11.1000	0.2900	0.87	A	W
PS	1	10.2700	0.1300	0.80	A	W
RC	1	11.3000	0.6000	0.88	A	A
RI	1	12.2000	0.1350	0.95		A
RK	1	11.1000	0.1500	0.87		W
SA	1	12.3000	0.6000	0.96	A	A
SA	2	8.1000	1.4000	0.63	A	N
SB	1	12.0430	0.1880	0.94	A	A
SB	2	12.1090	0.1880	0.95	A	A
SB	3	12.1690	0.1890	0.95	A	A
SD	1	9.8700	0.0400	0.77		W
SN	1	11.5250	1.1830	0.90	A	A
SR	1	11.4000	0.3000	0.89	A	A
SW	1	3.4930		0.27		N
TE	1	13.8000	0.1000	1.08	A	A
TI	1	12.0000	0.2000	0.94	A	A
TM	1	12.4000	0.1000	0.97	A	A
TN	1	11.7500	0.5900	0.92	A	A
TO	1	11.9200	0.0340	0.93	A	A
TQ	1	10.5400	0.0100	0.82	A	W

Values for elemental Uranium are reported in micrograms/filter, g or mL pCi/g or mL =Bq x 0.027

Evaluation: A=Acceptable, W=Acceptable with Warning, N=Not Acceptable

If the evaluation system is not appropriate for the types of analyses performed in your lab, apply site specific evaluation.

QAP 55 Results by Nuclide

Matrix: AI Air Filter Bq / filter
Radionuclide: GROSS BETA

EML Value: 12.7700
EML Error: 1.2770

Labcode	Test Number	Reported Value	Reported Error	Reported EML	QAP 54 Evaluation	Evaluation
TW	1	11.0800	0.1000	0.87	A	W
TX	1	11.7000	0.2000	0.92	A	A
UY	1	10.9000	1.6000	0.85	A	W
WA	1	12.1000	0.2000	0.95	A	A
WC	1	10.4000	1.0400	0.81	A	W
WE	3	12.5400	0.1500	0.98	A	A
WE	1	12.5100	0.1500	0.98	A	A
WE	2	12.6400	0.1500	0.99	A	A
WI	1	10.9000	1.0900	0.85	A	W
WI	2	11.0000	1.0900	0.86	A	W
WI	3	11.1000	1.1100	0.87	A	W
WO	1	10.6800	0.1400	0.84	A	W
WO	2	11.1300	0.1500	0.87	A	W
WT	1	9.2400	0.3200	0.72	A	N
WV	2	11.0300	0.1196	0.86	A	W
WV	1	10.8700	0.1187	0.85	A	W
WW	2	11.1540	0.0850	0.87	A	W
WW	3	11.6050	0.0860	0.87	A	W
WW	1	12.0160	0.0870	0.94	A	A
YA	1	11.5200	0.0580	0.90	A	A

Total Number Reported: 89

Values for elemental Uranium are reported in micrograms/filter, g or mL pCi/g or mL =Bq x 0.027
Evaluation: A=Acceptable, W=Acceptable with Warning, N=Not Acceptable
 If the evaluation system is not appropriate for the types of analyses performed in your lab, apply site specific evaluation.

QAP 55 Results by Nuclide

Matrix: AI Air Filter Bq / filter
Radionuclide: MN54

EML Value: 81.1500
EML Error: 4.7600

Labcode	Test Number	Reported Value	Reported Error	Reported EML	QAP 54 Evaluation	Evaluation
AC	1	229.0000	4.0000	2.82	A	N
AG	1	81.0000	14.0000	1.00	A	A
AI	1	83.9000	15.5000	1.03	A	A
AM	1	87.4300	0.3300	1.08	A	A
AN	1	82.0000	3.0000	1.01	A	A
AR	1	83.5400	14.9000	1.03	A	A
AS	1	85.9000	0.4000	1.06	A	A
AT	1	84.2750	16.9750	1.04	A	A
AU	1	86.0000	2.6000	1.06	A	A
AW	1	87.0000	7.0000	1.07	A	A
BA	1	71.0100	0.2400	0.88	A	W
BE	1	88.0000	14.0000	1.08	A	A
BN	1	89.2900	8.6200	1.10	A	A
BQ	1	178.0000	1.0000	2.19	A	N
BU	1	84.0000	4.0000	1.03	A	A
BX	1	85.5000	3.0000	1.05	A	A
CA	1	87.2000	8.7000	1.08	A	A
CB	1	93.3000	2.5000	1.15	A	A
CD	1	95.0000	4.0000	1.17	A	A
CE	1	83.5000	4.8000	1.03	A	A
CG	2	108.0000	1.6000	1.33		W
CG	3	108.0000	1.6000	1.33		W
CG	1	107.0000	1.6000	1.32		W
CH	1	87.2000	0.2200	1.08	A	A
CL	1	82.9000	0.2000	1.02	A	A
CN	1	89.3300	4.5500	1.10	A	A
CO	1	84.0000	1.0000	1.03		A
CO	2	84.0000	1.0000	1.03		A
CO	3	84.0000	1.0000	1.03		A
CS	1	8.0140	1.4700	0.10	A	N
CU	1	72.5000	0.4000	0.89	A	A
CW	1	81.4000	2.4000	1.00	A	A
DH	1	88.2600	1.7100	1.09	A	A
EC	1	101.5000	3.6900	1.25	A	W

Values for elemental Uranium are reported in micrograms/filter, g or mL pCi/g or mL =Bq x 0.027

Evaluation: A=Acceptable, W=Acceptable with Warning, N=Not Acceptable

If the evaluation system is not appropriate for the types of analyses performed in your lab, apply site specific evaluation.

QAP 55 Results by Nuclide

Matrix: AI Air Filter Bq / filter
Radionuclide: MN54

EML Value: 81.1500
EML Error: 4.7600

Labcode	Test Number	Reported Value	Reported Error	Reported EML	QAP 54 Evaluation	Evaluation
EC	2	101.4000	3.6800	1.25	A	W
EC	3	101.5000	3.6700	1.25	A	W
EC	4	101.6000	3.7000	1.25	A	W
EC	5	101.3000	3.6900	1.25	A	W
EG	1	92.0000	6.0000	1.13	A	A
EP	1	87.7400	5.8500	1.08	A	A
FG	1	83.1900	8.3000	1.02	A	A
FL	1	109.5000	0.5800	1.35	A	W
FM	1	88.0000	2.0000	1.08	A	A
FN	1	84.9000	6.3000	1.05	A	A
GA	1	79.8000	7.9000	0.98	A	A
GC	3	82.9700		1.02	A	A
GC	2	85.7200		1.06	A	A
GC	1	82.8000		1.02	A	A
GD	1	72.0000	2.0000	0.89		W
GE	1	80.5000	9.4200	0.99	A	A
GT	1	95.0000	21.0000	1.17	A	A
HU	1	78.4000	3.7000	0.97	A	A
ID	1	88.5630	4.4310	1.09	A	A
IL	1	89.2000	1.3000	1.10	A	A
IN	1	85.2000	5.8000	1.05	A	A
IO	1	78.7700	14.3000	0.97		A
IS	1	88.0000	14.8000	1.08	A	A
IT	1	92.0000	5.0000	1.13	A	A
JL	2	90.9000	3.5000	1.12	A	A
JL	1	92.1000	3.5000	1.13	A	A
JL	3	94.0000	3.3000	1.16	A	A
KE	1	93.2600	7.1200	1.15	A	A
KR	3	91.8000	3.8000	1.13	W	A
KR	2	85.7000	3.2000	1.06	W	A
KR	1	85.8000	3.3000	1.06	W	A
KS	1	83.0000	6.0000	1.02		A
LB	1	764.0000	6.0000	9.41	A	N
LL	1	95.1000	12.0800	1.17		A
LM	1	80.0880	0.5000	0.99	W	A

Values for elemental Uranium are reported in micrograms/filter, g or mL pCi/g or mL =Bq x 0.027

Evaluation: A=Acceptable, W=Acceptable with Warning, N=Not Acceptable

If the evaluation system is not appropriate for the types of analyses performed in your lab, apply site specific evaluation.

QAP 55 Results by Nuclide

Matrix: AI Air Filter Bq / filter
Radionuclide: MN54

EML Value: 81.1500
EML Error: 4.7600

Labcode	Test Number	Reported Value	Reported Error	Reported EML	QAP 54 Evaluation	Evaluation
LN	1	85.1500	0.3540	1.05	A	A
LV	1	81.2000	2.3000	1.00	A	A
ME	1	91.7000	1.8000	1.13	A	A
ME	2	98.8000	2.0000	1.22	A	W
ME	3	91.0000	1.7000	1.12	A	A
MH	1	98.6000	5.4000	1.22	A	W
MS	1	81.3000	8.1000	1.00	A	A
NA	1	85.8000	2.8000	1.06	A	A
ND	1	85.3600	3.4100	1.05		A
NJ	1	75.0000	23.0000	0.92	A	A
NJ	2	75.0000	17.0000	0.92	A	A
NJ	3	75.0000	27.0000	0.92	A	A
NL	1	91.5000	4.6000	1.13	A	A
NP	1	84.5000	0.5000	1.04	A	A
NQ	1	80.1000	9.0000	0.99	A	A
NR	1	79.1000	15.8000	0.98	A	A
OC	1	86.0000	8.6000	1.06	A	A
OD	1	8.6300	1.8700	0.11	A	N
OH	1	88.0600	0.7700	1.09	A	A
OT	1	89.0000	1.0000	1.10	A	A
OU	1	78.5000	6.0000	0.97	A	A
PK	1	86.7000	5.0000	1.07	A	A
PR	1	18.3200	1.4000	0.23	W	N
PS	1	87.3100	0.5200	1.08		A
RA	1	81.7000	4.8000	1.01	A	A
RC	1	82.0000	4.0000	1.01	A	A
RI	1	75.4000	2.2900	0.93	N	A
RM	1	84.5000	1.2000	1.04	A	A
RU	1	96.4000	1.9280	1.19	N	A
SA	1	89.3000	5.1000	1.10	A	A
SB	1	93.6100	15.2900	1.15	A	A
SD	1	82.0000	8.4000	1.01		A
SE	1	75.3000	0.8000	0.93	A	A
SI	1	86.9000	2.0000	1.07	A	A
SR	1	92.2000	9.6000	1.14	A	A

Values for elemental Uranium are reported in micrograms/filter, g or mL pCi/g or mL =Bq x 0.027

Evaluation: A=Acceptable, W=Acceptable with Warning, N=Not Acceptable

If the evaluation system is not appropriate for the types of analyses performed in your lab, apply site specific evaluation.

QAP 55 Results by Nuclide

Matrix: AI Air Filter Bq / filter
Radionuclide: MN54

EML Value: 81.1500
EML Error: 4.7600

Labcode	Test Number	Reported Value	Reported Error	Reported EML	QAP 54 Evaluation	Evaluation
SX	1	81.0400	4.3300	1.00	A	A
TE	1	85.4000	1.3000	1.05	A	A
TI	1	97.1000	1.6600	1.20	A	A
TK	1	84.0000	4.6800	1.03		A
TM	1	99.8000	3.5000	1.23	A	W
TN	1	74.6100	0.6200	0.92	A	A
TO	1	94.8340	6.4420	1.17	A	A
TP	1	85.9700	1.8700	1.06	A	A
TQ	1	89.0000	8.7000	1.10	A	A
TW	1	90.5000	1.7500	1.12	A	A
TX	1	84.2000	0.7000	1.04	A	A
UY	1	77.9000	6.0000	0.96	A	A
WA	1	102.0000	7.0000	1.26	W	W
WC	1	85.9000	12.1000	1.06	N	A
WE	2	81.5000	6.4000	1.00	A	A
WE	1	80.5000	5.9000	0.99	A	A
WI	2	84.6000	11.5000	1.04	A	A
WI	1	84.8000	11.5000	1.04	A	A
WI	3	84.8000	11.5000	1.04	A	A
WN	3	84.1000	5.6000	1.04	A	A
WN	2	82.2000	2.5000	1.01	A	A
WN	1	79.6000	2.4000	0.98	A	A
WO	1	108.9000	22.8200	1.34	W	W
WO	2	113.6000	7.4600	1.40	W	N
WT	1	75.2300	3.9000	0.93	W	A
WV	1	91.5800	0.5380	1.13	A	A
WV	2	87.1000	0.5280	1.07	A	A
WW	1	89.1000	9.3000	1.10	A	A
WW	3	90.8000	9.5000	1.12	A	A
WW	2	91.2000	7.9000	1.12	A	A
YA	1	81.2000	0.1400	1.00	A	A

Total Number Reported: 135

Values for elemental Uranium are reported in micrograms/filter, g or mL pCi/g or mL =Bq x 0.027

Evaluation: A=Acceptable, W=Acceptable with Warning, N=Not Acceptable

If the evaluation system is not appropriate for the types of analyses performed in your lab, apply site specific evaluation.

QAP 55 Results by Nuclide

Matrix: AI Air Filter Bq / filter
Radionuclide: PU238

EML Value: 0.0710
EML Error: 0.0029

Labcode	Test Number	Reported Value	Reported Error	Reported EML	QAP 54 Evaluation	Evaluation
AC	1	0.0600	0.0100	0.85		W
AG	1	0.0750	0.0160	1.06	A	A
AI	1	0.0500	0.0030	0.70	W	W
AM	1	0.0791	0.0244	1.11	N	A
AN	1	0.0720	0.0060	1.01	A	A
AR	1	0.0730	0.0200	1.03	A	A
AT	1	0.0660	0.0090	0.93	A	A
AU	1	0.0730	0.0080	1.03	A	A
BE	1	0.0690	0.0040	0.97	A	A
BM	1	0.0741	0.0112	1.04	A	A
BU	1	0.0760	0.0030	1.07	A	A
BX	1	0.0767	0.0155	1.08	A	A
CH	1	0.0750	0.0050	1.06	A	A
CL	1	0.0511	0.0301	0.72	W	W
CW	1	0.0688	0.0027	0.97	A	A
EP	1	0.0780	0.0140	1.10	A	A
GA	1	0.0700	0.0190	0.99	W	A
GE	1	0.0660	0.0250	0.93	A	A
GT	1	0.0600	0.0200	0.85	A	W
ID	1	0.1600	0.0370	2.25	A	N
IS	1	0.0761	0.0155	1.07	W	A
IT	1	0.0700	0.0060	0.99	A	A
LL	1	0.0755	0.0059	1.06	A	A
ML	1	0.0650	0.0100	0.92	A	A
NA	1	0.0650	0.0070	0.92	W	A
NL	1	0.0718	0.0091	1.01	A	A
NM	1	0.0820	0.0030	1.15	A	W
NQ	1	0.0679	0.0044	0.96	A	A
OT	1	0.0740	0.0090	1.04	A	A
PS	1	0.0700		0.99	A	A
RA	1	0.0800	0.0200	1.13	A	W
RI	1	0.0895	0.0101	1.26	A	W
SD	1	0.0760	0.0040	1.07		A
SR	1	0.0680	0.0050	0.96	A	A

Values for elemental Uranium are reported in micrograms/filter, g or mL pCi/g or mL =Bq x 0.027

Evaluation: A=Acceptable, W=Acceptable with Warning, N=Not Acceptable

If the evaluation system is not appropriate for the types of analyses performed in your lab, apply site specific evaluation.

QAP 55 Results by Nuclide

Matrix: AI Air Filter Bq / filter
Radionuclide: PU238

EML Value: 0.0710
EML Error: 0.0029

Labcode	Test Number	Reported Value	Reported Error	Reported EML	QAP 54 Evaluation	Evaluation
TE	1	0.0510	0.0100	0.72	A	W
TI	1	0.0595	0.0190	0.84	A	W
TM	1	0.0720	0.0090	1.01	A	A
TN	1	0.0642	0.0085	0.90	W	A
TO	1	0.0900	0.0354	1.27	W	W
TX	1	0.0750	0.0030	1.06	A	A
UY	1	0.0755	0.0090	1.06	A	A
WA	1	0.0730	0.0110	1.03	A	A
WC	1	0.0870	0.0200	1.23	A	W
WE	2	0.0729	0.0220	1.03	A	A
WE	3	0.0826	0.0210	1.16	A	W
WE	1	0.0660	0.0200	0.93	A	A
WI	1	0.0689	0.0138	0.97	A	A
WI	2	0.0614	0.0127	0.87	A	W
YA	1	0.0831	0.0028	1.17		W

Total Number Reported: 49

Values for elemental Uranium are reported in micrograms/filter, g or mL pCi/g or mL =Bq x 0.027
Evaluation: A=Acceptable, W=Acceptable with Warning, N=Not Acceptable
 If the evaluation system is not appropriate for the types of analyses performed in your lab, apply site specific evaluation.

QAP 55 Results by Nuclide

Matrix: AI Air Filter Bq / filter
Radionuclide: PU239

EML Value: 0.2291
EML Error: 0.0171

Labcode	Test Number	Reported Value	Reported Error	Reported EML	QAP 54 Evaluation	Evaluation
AC	1	0.1900	0.0100	0.83		W
AG	1	0.2260	0.0350	0.99	A	A
AI	1	0.2000	0.0080	0.87	W	W
AM	1	0.2459	0.0425	1.07	N	A
AN	1	0.2300	0.0100	1.00	A	A
AR	1	0.2480	0.0400	1.08	A	A
AT	1	0.2160	0.0290	0.94	A	A
AU	1	0.2490	0.0220	1.09	A	A
BE	1	0.2300	0.0090	1.00	A	A
BM	1	0.2570	0.0318	1.12	A	A
BU	1	0.2100	0.0300	0.92	A	A
BX	1	0.2360	0.0290	1.03	A	A
CH	1	0.2410	0.0110	1.05	A	A
CL	1	0.1880	0.0230	0.82	W	W
CW	1	0.2228	0.0057	0.97	A	A
EP	1	0.2490	0.0410	1.09	A	A
GA	1	0.2600	0.0550	1.13	N	W
GE	1	0.2340	0.0520	1.02	A	A
GT	1	0.2300	0.0500	1.00	A	A
ID	1	0.4530	0.0550	1.98	W	N
IS	1	0.2480	0.0480	1.08	A	A
IT	1	0.2400	0.0200	1.05	W	A
LL	1	0.2410	0.0154	1.05	A	A
ML	1	0.2300	0.0300	1.00	A	A
NA	1	0.2150	0.0140	0.94	A	A
NL	1	0.2250	0.0270	0.98	A	A
NM	1	0.2470	0.0070	1.08	A	A
NQ	1	0.2314	0.0140	1.01	A	A
OT	1	0.2500	0.0200	1.09	A	A
PS	1	0.2500		1.09	A	A
RA	1	0.2200	0.0500	0.96	A	A
RI	1	0.2350	0.0218	1.03	W	A
SD	1	0.2400	0.0070	1.05		A
SN	1	0.2370	0.0330	1.03	A	A

Values for elemental Uranium are reported in micrograms/filter, g or mL pCi/g or mL =Bq x 0.027

Evaluation: A=Acceptable, W=Acceptable with Warning, N=Not Acceptable

If the evaluation system is not appropriate for the types of analyses performed in your lab, apply site specific evaluation.

QAP 55 Results by Nuclide

Matrix: AI Air Filter Bq / filter
Radionuclide: PU239

EML Value: 0.2291
EML Error: 0.0171

Labcode	Test Number	Reported Value	Reported Error	Reported EML	QAP 54 Evaluation	Evaluation
SR	1	0.2170	0.0280	0.95	A	A
TE	1	0.2200	0.0200	0.96	W	A
TI	1	0.2870	0.0470	1.25	W	W
TM	1	0.2590	0.0270	1.13	A	W
TN	1	0.2190	0.0150	0.96	W	A
TO	1	0.2350	0.0630	1.03	A	A
TX	1	0.2320	0.0050	1.01	A	A
UY	1	0.2530	0.0260	1.10	A	A
WA	1	0.2440	0.0200	1.07	A	A
WC	1	0.2270	0.0470	0.99	W	A
WE	1	0.1945	0.0440	0.85	A	W
WE	2	0.1900	0.0430	0.83	A	W
WE	3	0.2325	0.0340	1.01	A	A
WI	1	0.2210	0.0364	0.96	A	A
WI	2	0.2420	0.0395	1.06	A	A
YA	1	0.2340	0.0047	1.02		A

Total Number Reported: 50

Values for elemental Uranium are reported in micrograms/filter, g or mL pCi/g or mL =Bq x 0.027
Evaluation: A=Acceptable, W=Acceptable with Warning, N=Not Acceptable
 If the evaluation system is not appropriate for the types of analyses performed in your lab, apply site specific evaluation.

QAP 55 Results by Nuclide

Matrix: AI Air Filter Bq / filter
Radionuclide: SR90

EML Value: 3.4810
EML Error: 0.2330

Labcode	Test Number	Reported Value	Reported Error	Reported EML	QAP 54 Evaluation	Evaluation
AC	1	2.6000	0.1000	0.75		W
AG	2	2.8700	0.5200	0.82	A	A
AI	1	3.3000	0.1000	0.95	W	A
AM	1	3.0400	0.1400	0.87	W	A
AN	1	2.8000	0.1000	0.80	A	A
AR	1	3.3300	0.1300	0.96	A	A
AT	1	2.4260	0.1350	0.70	A	W
BE	1	3.3100	0.1900	0.95	A	A
BM	1	3.1200	0.1100	0.90	A	A
BX	1	3.1000	0.2000	0.89	A	A
CE	1	3.0900	0.0700	0.89	A	A
CH	1	3.4200	0.1200	0.98	A	A
CL	1	2.9100	1.5200	0.84	A	A
GA	1	3.2800	0.2100	0.94	A	A
GE	1	3.5500	0.1720	1.02	A	A
GT	1	3.0000	0.3000	0.86	A	A
ID	1	5.9270	0.3980	1.70	A	W
IO	1	3.1100	0.1300	0.89		A
IT	1	3.4000	0.4000	0.98	A	A
KE	1	3.8100	0.1300	1.10	A	A
OT	1	2.9000	0.1000	0.83	A	A
PS	1	3.1500		0.90	A	A
RA	1	3.3000	0.7000	0.95	A	A
RI	1	3.4600	0.0761	0.99	A	A
SE	1	3.2500	0.0400	0.93	A	A
SR	1	3.8100	0.2300	1.10	W	A
TE	1	3.1100	0.0600	0.89	A	A
TI	1	2.5600	0.3400	0.74	A	W
TM	1	3.0000	0.0700	0.86	A	A
TN	1	3.3720	0.0980	0.97	A	A
TO	1	3.1610	0.1790	0.91	W	A
UY	1	2.6000	0.0870	0.75	A	W
WA	1	3.4400	0.3500	0.99	W	A
WC	1	3.3300	0.4800	0.96	A	A

Values for elemental Uranium are reported in micrograms/filter, g or mL pCi/g or mL =Bq x 0.027

Evaluation: A=Acceptable, W=Acceptable with Warning, N=Not Acceptable

If the evaluation system is not appropriate for the types of analyses performed in your lab, apply site specific evaluation.

QAP 55 Results by Nuclide

Matrix: AI Air Filter Bq / filter
Radionuclide: SR90

EML Value: 3.4810
EML Error: 0.2330

Labcode	Test Number	Reported Value	Reported Error	<u>Reported EML</u>	QAP 54 Evaluation	Evaluation
WE	3	3.1800	0.5300	0.91	A	A
WE	1	3.4600	0.5300	0.99	A	A
WE	2	3.3000	0.5000	0.95	A	A
WI	1	1.8500	0.1280	0.53	W	N
WI	2	1.8700	0.1540	0.54	W	N
YA	1	3.6000	0.0900	1.03	A	A

Total Number Reported: 40

Values for elemental Uranium are reported in micrograms/filter, g or mL pCi/g or mL =Bq x 0.027
Evaluation: A=Acceptable, W=Acceptable with Warning, N=Not Acceptable
 If the evaluation system is not appropriate for the types of analyses performed in your lab, apply site specific evaluation.

QAP 55 Results by Nuclide

Matrix: AI Air Filter Bq / filter
Radionuclide: U234

EML Value: 0.1082
EML Error: 0.0059

Labcode	Test Number	Reported Value	Reported Error	Reported EML	QAP 54 Evaluation	Evaluation
AC	1	0.0910	0.0030	0.84		W
AG	1	0.1150	0.0210	1.06		A
AI	1	0.0860	0.0036	0.80		N
AM	1	0.0696	0.0150	0.64	A	N
AN	1	0.0940	0.0070	0.87	A	W
AR	1	0.1080	0.0200	1.00	A	A
AT	1	0.1040	0.0150	0.96	A	A
AU	1	0.1040	0.0100	0.96	A	A
BE	1	0.0990	0.0050	0.92	A	A
BM	1	0.1070	0.0150	0.99	A	A
BU	1	0.1280	0.0070	1.18	A	A
BX	1	0.1220	0.0190	1.13	A	A
CH	1	0.0980	0.0050	0.91	A	A
CL	1	0.1000	0.0150	0.92	A	A
CW	1	0.1050	0.0034	0.97	A	A
FE	1	0.1080	0.0080	1.00	W	A
GE	1	0.1090	0.0190	1.01	A	A
IS	1	0.0970	0.0190	0.90	A	W
ML	1	0.1100	0.0200	1.02	A	A
NA	1	0.1400	0.0300	1.29	N	A
NL	1	0.1140	0.0140	1.05	A	A
NQ	1	0.1055	0.0060	0.98	A	A
SD	1	0.1060	0.0050	0.98		A
SN	1	0.0990	0.0130	0.92		A
SR	1	0.1030	0.0120	0.95	A	A
TM	1	0.1090	0.0090	1.01	A	A
TN	1	0.0948	0.0075	0.88	W	W
TO	1	0.1160	0.0300	1.07	W	A
TX	1	0.0960	0.0040	0.89	A	W
WA	1	0.1020	0.0150	0.94	N	A
WC	1	0.1050	0.0240	0.97	A	A
WE	1	0.1180	0.0370	1.09	A	A
WE	2	0.0980	0.0320	0.91	A	A
YA	1	0.1027	0.0015	0.95		A

Values for elemental Uranium are reported in micrograms/filter, g or mL pCi/g or mL =Bq x 0.027

Evaluation: A=Acceptable, W=Acceptable with Warning, N=Not Acceptable

If the evaluation system is not appropriate for the types of analyses performed in your lab, apply site specific evaluation.

QAP 55 Results by Nuclide

Matrix: AI Air Filter Bq / filter
Radionuclide: U234

EML Value: 0.1082
EML Error: 0.0059

Labcode	Test Number	Reported Value	Reported Error	<u>Reported EML</u>	QAP 54 Evaluation	Evaluation
---------	-------------	----------------	----------------	---------------------	-------------------	------------

Total Number Reported: 34

Values for elemental Uranium are reported in micrograms/filter, g or mL pCi/g or mL =Bq x 0.027

Evaluation: A=Acceptable, W=Acceptable with Warning, N=Not Acceptable

If the evaluation system is not appropriate for the types of analyses performed in your lab, apply site specific evaluation.

QAP 55 Results by Nuclide

Matrix: AI Air Filter Bq / filter
Radionuclide: U238

EML Value: 0.1093
EML Error: 0.0073

Labcode	Test Number	Reported Value	Reported Error	Reported EML	QAP 54 Evaluation	Evaluation
AC	1	0.0880	0.0030	0.81		W
AG	1	0.0980	0.0190	0.90		W
AI	1	0.0910	0.0038	0.83		W
AM	1	0.0630	0.0130	0.58	A	N
AN	1	0.1040	0.0070	0.95	A	A
AR	1	0.1030	0.0200	0.94	A	A
AT	1	0.1040	0.0160	0.95	A	A
AU	1	0.1000	0.0100	0.92	A	A
BE	1	0.1040	0.0050	0.95	A	A
BM	1	0.1030	0.0144	0.94	A	A
BU	1	0.1210	0.0080	1.11	A	A
BX	1	0.1190	0.0190	1.09	W	A
CH	1	0.0930	0.0050	0.85	A	W
CL	1	0.0900	0.0150	0.82	W	W
CW	1	0.1058	0.0035	0.97	A	A
FE	1	0.1060	0.0060	0.97	N	A
GE	1	0.1060	0.0190	0.97	W	A
GT	1	0.1100	0.0300	1.01	A	A
IS	1	0.0940	0.0190	0.86	A	W
ML	1	0.1100	0.0200	1.01	W	A
NA	1	0.1430	0.0270	1.31	W	W
NL	1	0.1180	0.0140	1.08	A	A
NQ	1	0.1077	0.0061	0.99	W	A
SD	1	0.1040	0.0050	0.95		A
SN	1	0.1040	0.0140	0.95		A
SR	1	0.1020	0.0120	0.93	A	A
TM	1	0.1100	0.0100	1.01	A	A
TN	1	0.0961	0.0074	0.88	N	W
TO	1	0.1160	0.0280	1.06	A	A
TX	1	0.1010	0.0040	0.92	A	A
WA	1	0.1260	0.0160	1.15	W	A
WC	1	0.1100	0.0250	1.01	A	A
WE	2	0.1020	0.0330	0.93	A	A
WE	1	0.0970	0.0320	0.89	A	W

Values for elemental Uranium are reported in micrograms/filter, g or mL pCi/g or mL =Bq x 0.027

Evaluation: A=Acceptable, W=Acceptable with Warning, N=Not Acceptable

If the evaluation system is not appropriate for the types of analyses performed in your lab, apply site specific evaluation.

QAP 55 Results by Nuclide

Matrix: AI Air Filter Bq / filter
Radionuclide: U238

EML Value: 0.1093
EML Error: 0.0073

Labcode	Test Number	Reported Value	Reported Error	<u>Reported EML</u>	QAP 54 Evaluation	Evaluation
YA	1	0.1003	0.0015	0.92		A

Total Number Reported: 35

Values for elemental Uranium are reported in micrograms/filter, g or mL pCi/g or mL =Bq x 0.027
Evaluation: A=Acceptable, W=Acceptable with Warning, N=Not Acceptable
If the evaluation system is not appropriate for the types of analyses performed in your lab, apply site specific evaluation.

QAP 55 Results by Nuclide

Matrix: AI Air Filter Bq / filter
Radionuclide: Ug U

EML Value: 8.8440
EML Error: 0.5810

Labcode	Test Number	Reported Value	Reported Error	Reported EML	QAP 54 Evaluation	Evaluation
AG	1	8.7000		0.98	A	A
AR	1	9.1500		1.03	A	A
BE	1	8.1000		0.92	A	A
BQ	1	5.7000	0.3000	0.64	A	N
BU	1	12.0000	1.2000	1.36	A	W
CH	1	8.1900	0.0820	0.93	A	A
CW	1	8.4700	0.4300	0.96		A
GA	1	7.6900	2.0700	0.87	A	W
GE	1	8.3000	0.3000	0.94	W	A
ID	1	18.8330	0.9640	2.13	N	N
IS	1	6.5700	2.8300	0.74	N	W
IT	1	8.8000	0.7000	1.00	A	A
RA	1	9.2000	0.2500	1.04	A	A
RM	1	8.2000	0.5000	0.93	W	A
SD	1	8.4100	0.4600	0.95		A
TI	1	3.6900	0.5500	0.42	N	N
TM	1	8.9600	0.4800	1.01	A	A
TN	1	7.9200	0.9100	0.90	W	W
TO	1	8.0740	1.2020	0.91	W	A
YP	1	8.2400	0.1529	0.93	W	A

Total Number Reported: 20

Values for elemental Uranium are reported in micrograms/filter, g or mL pCi/g or mL =Bq x 0.027
Evaluation: A=Acceptable, W=Acceptable with Warning, N=Not Acceptable
 If the evaluation system is not appropriate for the types of analyses performed in your lab, apply site specific evaluation.

QAP 55 Results by Nuclide

Matrix: SO Soil Bq / kg
Radionuclide: AC228

EML Value: 59.5700
EML Error: 2.0900

Labcode	Test Number	Reported Value	Reported Error	Reported EML	QAP 54 Evaluation	Evaluation
AC	1	66.5000	12.2000	1.12	A	A
AG	1	55.3000	9.8000	0.93	A	A
AI	1	58.0000	12.0000	0.97	A	A
AM	1	47.9800	1.4200	0.81	W	W
AR	1	55.4300	10.2300	0.93	A	A
AS	1	59.3000	4.6000	1.00	A	A
AT	1	52.2200	12.6830	0.88	W	W
AU	1	56.4000	6.3000	0.95	A	A
BE	1	56.3000	8.0000	0.94	A	A
BN	1	59.2000	7.6600	0.99	A	A
BQ	1	49.0000	12.0000	0.82	W	W
BU	1	63.0000	9.0000	1.06	W	A
BX	1	52.9000	7.1000	0.89	A	W
CD	1	60.0000	4.0000	1.01	A	A
CG	1	92.0000	63.0000	1.54		N
CG	3	88.0000	45.0000	1.48		W
CG	2	113.0000	40.0000	1.90		N
CH	1	62.2000	2.4000	1.04	A	A
CL	1	62.1000	2.2000	1.04	A	A
CM	1	53.0000	1.0000	0.89	A	A
CM	2	56.0000	1.0000	0.94	A	A
CN	1	57.4200	4.2500	0.96	A	A
CS	1	54.7000	17.1400	0.92	A	A
CU	1	57.0000	5.0000	0.96	W	A
CW	1	55.5000	2.3000	0.93	A	A
DH	1	56.8000	4.5000	0.95		A
EC	1	62.8000	2.1000	1.05	A	A
EC	2	63.3000	1.3000	1.06	A	A
EC	3	63.7000	1.9000	1.07	A	A
EC	4	66.8000	2.0000	1.12	A	A
EC	5	63.9000	2.0000	1.07	A	A
EG	1	52.0000	5.0000	0.87	A	W
FE	1	68.2000	2.4000	1.14	A	A
FG	1	53.2400	17.0000	0.89	A	A

Values for elemental Uranium are reported in micrograms/filter, g or mL pCi/g or mL =Bq x 0.027

Evaluation: A=Acceptable, W=Acceptable with Warning, N=Not Acceptable

If the evaluation system is not appropriate for the types of analyses performed in your lab, apply site specific evaluation.

QAP 55 Results by Nuclide

Matrix: SO Soil Bq / kg
Radionuclide: AC228

EML Value: 59.5700
EML Error: 2.0900

Labcode	Test Number	Reported Value	Reported Error	Reported EML	QAP 54 Evaluation	Evaluation
FL	1	65.3300	1.8000	1.10	A	A
FN	1	49.9000	2.8000	0.84	A	W
FR	1	58.0000	6.0000	0.97	A	A
FS	1	60.7000	2.5000	1.02	W	A
FU	1	60.6500	2.8300	1.02	A	A
GA	1	53.2000	22.5000	0.89	W	A
GC	2	57.0000		0.96	A	A
GC	3	53.4300		0.90	A	A
GC	1	51.5000		0.87	A	W
HU	1	53.3000	1.2000	0.89	A	A
ID	1	51.2370	2.8090	0.86	W	W
IN	1	55.6000	6.6000	0.93		A
IO	1	66.6000	23.1400	1.12		A
IS	1	38.1000	12.5000	0.64	W	N
IT	1	72.0000	5.0000	1.21	W	A
KS	1	54.0000	2.0000	0.91		A
LB	1	54.0000	6.0000	0.91	N	A
LL	1	48.0000	2.9400	0.81		W
LM	1	55.5440	20.0000	0.93	A	A
LV	1	59.6000	1.9000	1.00	A	A
ME	3	65.8000	1.9000	1.11	A	A
ME	2	68.8000	1.7000	1.15	A	A
ME	1	67.0000	1.9000	1.13	A	A
MS	1	60.7000	6.1000	1.02	A	A
MY	1	59.7000	0.9000	1.00		A
NA	1	55.0000	2.6000	0.92	A	A
NJ	5	0.0610	0.0030	0.00	A	N
NJ	4	0.0570	0.0030	0.00	A	N
NJ	6	0.0580	0.0030	0.00	A	N
NL	1	57.5000	2.3000	0.96	A	A
NQ	1	57.4000	6.3000	0.96	A	A
NZ	1	53.9000	3.6000	0.90	N	A
OB	1	54.4000	10.6000	0.91	N	A
OC	1	59.0000	12.0000	0.99	A	A
OH	1	61.1000	6.1000	1.03	A	A

Values for elemental Uranium are reported in micrograms/filter, g or mL pCi/g or mL =Bq x 0.027

Evaluation: A=Acceptable, W=Acceptable with Warning, N=Not Acceptable

If the evaluation system is not appropriate for the types of analyses performed in your lab, apply site specific evaluation.

QAP 55 Results by Nuclide

Matrix: SO Soil Bq / kg
Radionuclide: AC228

EML Value: 59.5700
EML Error: 2.0900

Labcode	Test Number	Reported Value	Reported Error	Reported EML	QAP 54 Evaluation	Evaluation
OT	1	52.0000	5.0000	0.87	W	W
OU	1	53.1000	10.0000	0.89	A	A
PK	1	57.7000	4.3000	0.97	A	A
RA	1	57.5000	4.5000	0.96	W	A
RI	1	55.5000	4.2900	0.93		A
RM	1	66.0000	9.0000	1.11	A	A
SB	1	47.8200	2.8700	0.80		W
SD	1	58.8000	7.0000	0.99		A
SE	1	53.5000	1.7000	0.90	A	A
SI	1	58.1000	1.3000	0.98	A	A
SK	1	58.9000	5.4000	0.99		A
SN	1	63.3000	11.6000	1.06	A	A
SR	1	63.6000	6.1000	1.07		A
SW	1	76.5900		1.29		W
SY	1	60.1000	3.9000	1.01	W	A
TE	1	68.1000	1.4000	1.14	A	A
TM	1	62.3000	3.5000	1.05	A	A
TN	1	49.1900	9.2400	0.83		W
TO	1	53.2600	2.8620	0.89	N	A
TP	1	60.5900	2.5600	1.02	A	A
TQ	1	56.2000	1.6000	0.94	A	A
TW	1	57.2000	2.1900	0.96	A	A
TX	1	57.7000	1.5000	0.97	A	A
WE	3	51.4000	3.4000	0.86	A	W
WE	2	54.2000	2.6000	0.91	A	A
WE	1	51.3000	3.1000	0.86	A	W
WI	3	51.5000	8.9000	0.87	A	W
WI	2	53.7000	8.2600	0.90	A	A
WI	1	53.9000	8.4800	0.90	A	A
WN	3	61.1000	2.2000	1.03	A	A
WN	2	61.5000	1.4000	1.03	A	A
WN	1	62.2000	1.9000	1.04	A	A
WO	2	54.2000	12.6000	0.91	A	A
WO	1	51.9000	10.1000	0.87	A	W
WT	1	47.3300	9.0000	0.80	A	N

Values for elemental Uranium are reported in micrograms/filter, g or mL pCi/g or mL =Bq x 0.027

Evaluation: A=Acceptable, W=Acceptable with Warning, N=Not Acceptable

If the evaluation system is not appropriate for the types of analyses performed in your lab, apply site specific evaluation.

QAP 55 Results by Nuclide

Matrix: SO Soil Bq / kg
Radionuclide: AC228

EML Value: 59.5700
EML Error: 2.0900

Labcode	Test Number	Reported Value	Reported Error	<u>Reported EML</u>	QAP 54 Evaluation	Evaluation
WW	2	50.2000	1.9000	0.84	A	W
WW	3	50.0000	2.0000	0.84	W	W
WW	1	51.0000	1.9000	0.86	W	W
WY	1	1.3400	0.3000	0.02	W	N
YA	1	58.7100	1.1200	0.99	W	A

Total Number Reported: 109

Values for elemental Uranium are reported in micrograms/filter, g or mL pCi/g or mL =Bq x 0.027
Evaluation: A=Acceptable, W=Acceptable with Warning, N=Not Acceptable
 If the evaluation system is not appropriate for the types of analyses performed in your lab, apply site specific evaluation.

QAP 55 Results by Nuclide

Matrix: SO Soil Bq/kg
Radionuclide: AM241

EML Value: 4.4320
EML Error: 0.3120

Labcode	Test Number	Reported Value	Reported Error	Reported EML	QAP 54 Evaluation	Evaluation
AC	1	5.6000	0.9000	1.26		A
AG	1	4.7000	1.1000	1.06	A	A
AI	1	5.8000	0.5000	1.31	W	A
AM	1	3.9194	0.4314	0.88	A	A
AN	1	4.5000	0.6000	1.01	A	A
AR	1	4.7500	0.8300	1.07	A	A
AS	1	6.0000	2.0000	1.35	A	A
AT	1	4.4880	0.9720	1.01	A	A
AU	1	4.9000	1.0000	1.11	A	A
BE	1	4.9800	0.3100	1.12	A	A
BM	1	4.6700	0.8400	1.05	A	A
BU	1	5.3000	0.8000	1.20	A	A
BX	1	4.7700	1.0700	1.08	W	A
CH	1	5.9600	0.7200	1.35	A	A
CL	1	8.8200	1.8100	1.99	A	W
CO	1	5.6000	0.3000	1.26		A
CO	2	6.0000	0.3000	1.35		A
CO	3	5.3000	0.2000	1.20		A
CW	1	4.9500	0.1600	1.12	A	A
EC	4	6.3700	0.9200	1.44	A	A
EC	3	6.3200	0.5900	1.43	A	A
EC	5	6.5900	0.9100	1.49	A	A
EC	2	6.0100	0.8700	1.36	A	A
EC	1	6.1800	0.9100	1.39	A	A
FL	1	6.2400	1.4800	1.41	A	A
FR	1	5.2000	0.9000	1.17		A
FS	1	5.2000	0.6000	1.17	A	A
GA	1	5.4800	1.5800	1.24	A	A
GE	1	4.9200	1.1700	1.11	A	A
GT	1	4.4000	1.1000	0.99	A	A
HU	1	3.6000	1.1000	0.81	N	W
ID	1	5.1930	0.4010	1.17	A	A
IN	1	7.8000	0.7000	1.76	A	W
IS	1	4.5700	0.6800	1.03	W	A

Values for elemental Uranium are reported in micrograms/filter, g or mL pCi/g or mL =Bq x 0.027

Evaluation: A=Acceptable, W=Acceptable with Warning, N=Not Acceptable

If the evaluation system is not appropriate for the types of analyses performed in your lab, apply site specific evaluation.

QAP 55 Results by Nuclide

Matrix: SO Soil Bq / kg
Radionuclide: AM241

EML Value: 4.4320
EML Error: 0.3120

Labcode	Test Number	Reported Value	Reported Error	Reported EML	QAP 54 Evaluation	Evaluation
IT	1	5.3000	0.6000	1.20	A	A
KS	1	6.0000	1.0000	1.35		A
LA	1	4.7030	0.2660	1.06	A	A
LA	2	4.4810	0.2000	1.01	A	A
LA	3	4.5950	0.1700	1.04	A	A
LB	1	7.8800	1.7100	1.78	A	W
LM	1	5.9060	0.5000	1.33	A	A
LV	1	8.9500	0.7300	2.02	N	W
LW	1	7.8100	2.0900	1.76	A	W
ME	3	6.7000	1.4000	1.51	A	A
ME	1	7.2000	0.6000	1.63	A	W
ME	2	5.3000	0.8000	1.20	A	A
MY	1	5.4600	0.6300	1.23		A
NJ	5	0.0050	0.0010	0.00	W	N
NJ	6	0.0030	0.0020	0.00	W	N
NJ	4	0.0040	0.0010	0.00	W	N
NM	1	4.4520	0.2560	1.00	A	A
NM	2	5.3680	0.2990	1.21	A	A
NM	3	4.1840	0.2460	0.94	A	A
NQ	1	6.9600	0.8000	1.57	A	W
NZ	1	5.8600	0.8300	1.32	A	A
OB	1	31.4000	11.7000	7.09	A	N
OK	1	5.5500	1.5000	1.25	A	A
OT	1	5.3000	1.2000	1.20	A	A
PK	1	4.7000	0.4500	1.06		A
SD	1	5.8700	1.8600	1.32		A
SE	1	4.8000	0.6000	1.08		A
SI	1	4.9000	0.7000	1.11	A	A
SK	1	6.0200	0.9600	1.36		A
SN	1	4.1700	2.3200	0.94	A	A
SR	1	4.5100	0.9500	1.02	A	A
SW	1	4.0740		0.92		A
SY	1	74.5700	12.5000	16.83	A	N
TE	1	5.2000	1.3000	1.17	A	A
TM	1	4.9800	0.5000	1.12	A	A

Values for elemental Uranium are reported in micrograms/filter, g or mL pCi/g or mL =Bq x 0.027

Evaluation: A=Acceptable, W=Acceptable with Warning, N=Not Acceptable

If the evaluation system is not appropriate for the types of analyses performed in your lab, apply site specific evaluation.

QAP 55 Results by Nuclide

Matrix: SO Soil Bq / kg
Radionuclide: AM241

EML Value: 4.4320
EML Error: 0.3120

Labcode	Test Number	Reported Value	Reported Error	Reported EML	QAP 54 Evaluation	Evaluation
TN	1	4.0180	0.8110	0.91	A	A
TO	1	4.7390	1.3210	1.07	A	A
TW	1	4.8100	0.1300	1.09		A
TX	1	5.0600	0.4600	1.14		A
WA	1	4.0100	0.4900	0.90	A	A
WC	1	4.1600	1.1500	0.94	A	A
WE	2	6.0300	1.8000	1.36	A	A
WE	1	6.8800	2.3000	1.55	A	W
WE	3	5.0400	1.6000	1.14	A	A
WI	3	5.0400	1.0200	1.14	A	A
WI	1	5.7400	1.1200	1.29	A	A
WI	2	5.7900	1.1700	1.31	A	A
WN	2	5.8000	2.6000	1.31	W	A
WN	3	8.0000	4.3000	1.80	W	W
WN	1	6.7000	2.7000	1.51	W	A
WW	1	4.5000	1.3000	1.01	N	A
WW	2	4.7000	1.3000	1.06	W	A
WW	3	4.7000	1.2000	1.06	N	A
YA	1	4.2870	0.1130	0.97	A	A

Total Number Reported: 88

Values for elemental Uranium are reported in micrograms/filter, g or mL pCi/g or mL =Bq x 0.027
Evaluation: A=Acceptable, W=Acceptable with Warning, N=Not Acceptable
 If the evaluation system is not appropriate for the types of analyses performed in your lab, apply site specific evaluation.

QAP 55 Results by Nuclide

Matrix: SO Soil Bq / kg
Radionuclide: BI212

EML Value: 62.0667
EML Error: 5.1520

Labcode	Test Number	Reported Value	Reported Error	Reported EML	QAP 54 Evaluation	Evaluation
AC	1	65.8000	21.0000	1.06	W	A
AG	1	57.7000	16.7000	0.93	A	A
AI	1	60.0000	18.0000	0.97	A	A
AM	1	43.4900	1.4900	0.70	W	A
AS	1	42.0000	12.4000	0.68	A	A
AU	1	58.0000	11.0000	0.93	A	A
BE	1	54.2000	18.0000	0.87	A	A
BU	1	63.0000	9.0000	1.01	A	A
BX	1	38.8000	9.7000	0.63	A	A
CD	1	64.0000	11.0000	1.03	A	A
CH	1	74.7000	6.0000	1.20	W	W
CL	1	84.6000	9.7000	1.36	W	N
CM	2	33.0000	2.0000	0.53	A	W
CM	1	32.0000	2.0000	0.52	A	W
CS	1	31.7500	10.4200	0.51	A	W
CU	1	56.0000	4.0000	0.90	A	A
CW	1	55.3000	5.2000	0.89	A	A
DH	1	38.8000	9.2000	0.63	A	A
EC	4	49.2800	6.7000	0.79	N	A
EC	3	50.3300	6.6000	0.81	N	A
EC	2	49.6500	7.2000	0.80	N	A
EC	1	52.4300	6.9000	0.85	N	A
EC	5	50.9300	6.8000	0.82	N	A
EG	1	61.0000	11.0000	0.98	N	A
FG	1	45.1800	4.0000	0.73		A
FL	1	71.6000	1.4200	1.15	W	W
FN	1	57.8000	6.0000	0.93	A	A
FR	1	54.0000	11.0000	0.87	A	A
FU	1	63.0800	7.9400	1.02	W	A
HU	1	35.2000	2.0000	0.57	A	A
ID	1	31.5370	2.0390	0.51	W	W
IN	1	43.8000	7.2000	0.71		A
IS	1	85.5000	26.5000	1.38	A	N
IT	1	80.0000	9.0000	1.29	W	N

Values for elemental Uranium are reported in micrograms/filter, g or mL pCi/g or mL =Bq x 0.027

Evaluation: A=Acceptable, W=Acceptable with Warning, N=Not Acceptable

If the evaluation system is not appropriate for the types of analyses performed in your lab, apply site specific evaluation.

QAP 55 Results by Nuclide

Matrix: SO Soil Bq / kg
Radionuclide: BI212

EML Value: 62.0667
EML Error: 5.1520

Labcode	Test Number	Reported Value	Reported Error	Reported EML	QAP 54 Evaluation	Evaluation
LB	1	63.7000	9.0000	1.03	N	A
LM	1	52.2500	5.2200	0.84	A	A
LV	1	60.9000	3.9000	0.98	W	A
ME	2	70.3000	5.2000	1.13	N	W
ME	3	68.1000	4.4000	1.10	N	A
ME	1	63.6000	5.1000	1.02	N	A
MY	1	54.5000	2.6000	0.88		A
NA	1	52.0000	7.0000	0.84	A	A
NJ	4	0.0680	0.0110	0.00	A	N
NJ	6	0.0670	0.0100	0.00	A	N
NJ	5	0.0633	0.0080	0.00	A	N
NL	1	55.6000	2.8000	0.90	A	A
NQ	1	64.4000	8.9000	1.04	N	A
NZ	1	61.8000	8.5000	1.00	N	A
OB	1	84.6000	42.5000	1.36	A	N
OH	1	63.7000	19.3000	1.03	W	A
OT	1	2951.0000	100.0000	47.55		N
OU	1	48.5000	10.0000	0.78		A
PK	1	59.8000	12.4000	0.96	N	A
RA	1	59.0000	4.0000	0.95	A	A
RM	1	68.0000	6.0000	1.10	A	A
RU	1	96.0000	3.8400	1.55		N
SD	1	58.7000	7.0000	0.95		A
SI	1	55.6000	1.1000	0.90	A	A
SK	1	58.1000	6.9000	0.94		A
SN	1	34.8000	16.1000	0.56	W	A
SR	1	43.5000	14.6000	0.70	A	A
SW	1	66.2100		1.07		A
SY	1	58.1000	6.0000	0.94	A	A
TE	1	65.1000	1.6000	1.05	N	A
TM	1	37.1000	7.1000	0.60	A	A
TN	1	29.1800	10.1500	0.47	A	W
TO	1	53.2600	5.2800	0.86	W	A
TP	1	61.7400	1.7100	1.00	A	A
TQ	1	65.0000	1.7000	1.05	A	A

Values for elemental Uranium are reported in micrograms/filter, g or mL pCi/g or mL =Bq x 0.027

Evaluation: A=Acceptable, W=Acceptable with Warning, N=Not Acceptable

If the evaluation system is not appropriate for the types of analyses performed in your lab, apply site specific evaluation.

QAP 55 Results by Nuclide

Matrix: SO Soil Bq / kg
Radionuclide: BI212

EML Value: 62.0667
EML Error: 5.1520

Labcode	Test Number	Reported Value	Reported Error	<u>Reported EML</u>	QAP 54 Evaluation	Evaluation
TW	1	58.1000	5.6100	0.94	A	A
TX	1	34.3000	3.1000	0.55	A	W
WA	1	33.0000	4.0000	0.53	A	W
WE	1	60.4000	10.2000	0.97	A	A
WE	3	56.4000	16.1000	0.91	A	A
WE	2	73.6000	11.4000	1.19	A	W
WI	3	56.6000	10.9000	0.91	A	A
WI	2	59.8000	13.6000	0.96	A	A
WI	1	53.5000	12.3000	0.86	A	A
WN	3	36.5000	4.6000	0.59	A	A
WN	1	39.6000	7.8000	0.64	A	A
WN	2	43.7000	5.6000	0.70	A	A
WO	2	52.2000	16.5000	0.84	A	A
WO	1	44.9000	14.1300	0.72	A	A
WT	1	49.9100	15.0000	0.80	A	A
WW	2	33.7000	3.4000	0.54	A	W
WW	1	33.2000	3.5000	0.54	W	W
WW	3	29.1000	3.4000	0.47	A	W

Total Number Reported: 87

Values for elemental Uranium are reported in micrograms/filter, g or mL pCi/g or mL =Bq x 0.027
Evaluation: A=Acceptable, W=Acceptable with Warning, N=Not Acceptable
 If the evaluation system is not appropriate for the types of analyses performed in your lab, apply site specific evaluation.

QAP 55 Results by Nuclide

Matrix: SO Soil Bq / kg
Radionuclide: BI214

EML Value: 36.9000
EML Error: 1.5300

Labcode	Test Number	Reported Value	Reported Error	Reported EML	QAP 54 Evaluation	Evaluation
AC	1	37.6000	11.2000	1.02	A	A
AG	1	32.2000	10.6000	0.87	N	W
AI	1	30.0000	6.0000	0.81	N	W
AM	1	30.0100	1.0300	0.81	W	W
AR	1	39.2400	7.3400	1.06	A	A
AS	1	34.5000	5.2000	0.94	A	A
AU	1	36.8000	3.8000	1.00	W	A
BE	1	37.5000	6.0000	1.02		A
BN	1	43.6600	5.4300	1.18	A	A
BQ	1	90.0000	8.0000	2.44	A	N
BU	1	41.0000	6.0000	1.11	W	A
BX	1	35.7000	4.8000	0.97	A	A
CD	1	40.0000	2.0000	1.08	A	A
CG	2	68.0000	23.0000	1.84		N
CG	3	76.0000	25.0000	2.06		N
CG	1	70.0000	26.0000	1.90		N
CH	1	37.0000	1.4000	1.00	A	A
CL	1	44.7000	2.0000	1.21	W	A
CM	1	34.0000	1.0000	0.92	W	A
CM	2	37.0000	1.0000	1.00	W	A
CN	1	39.2000	2.6500	1.06	A	A
CS	1	35.8200	11.2300	0.97	W	A
CU	1	36.0000	3.0000	0.98	W	A
CW	1	35.0000	1.6000	0.95	W	A
DH	1	38.4000	2.4000	1.04	A	A
EC	3	46.4000	1.3000	1.26	A	A
EC	5	46.6000	1.9000	1.26	A	W
EC	4	46.8000	1.9000	1.27	A	W
EC	2	45.8000	2.1000	1.24	A	A
EC	1	46.5000	1.9000	1.26	A	A
EG	1	36.0000	3.0000	0.98	W	A
FE	1	36.8000	0.9000	1.00	A	A
FG	1	33.8000	9.0000	0.92	A	A
FL	1	41.8400	0.6200	1.13	A	A

Values for elemental Uranium are reported in micrograms/filter, g or mL pCi/g or mL =Bq x 0.027

Evaluation: A=Acceptable, W=Acceptable with Warning, N=Not Acceptable

If the evaluation system is not appropriate for the types of analyses performed in your lab, apply site specific evaluation.

QAP 55 Results by Nuclide

Matrix: SO Soil Bq/kg
Radionuclide: BI214

EML Value: 36.9000
EML Error: 1.5300

Labcode	Test Number	Reported Value	Reported Error	Reported EML	QAP 54 Evaluation	Evaluation
FN	1	38.6000	2.2000	1.05	A	A
FR	1	33.0000	4.0000	0.89	W	A
FS	1	37.3000	0.9000	1.01	W	A
FU	1	38.2400	1.7500	1.04	A	A
GA	1	27.5000	12.0000	0.75	A	N
GC	3	38.4500		1.04	A	A
GC	2	53.2300		1.44	A	W
GC	1	36.7200		1.00	A	A
HU	1	35.3000	1.1000	0.96	W	A
ID	1	31.6870	1.6320	0.86	W	W
IN	1	33.3000	5.4000	0.90		A
IO	1	39.3100	16.5500	1.07		A
IS	1	35.5000	8.6000	0.96	W	A
IT	1	43.0000	3.0000	1.16	A	A
LB	1	43.0000	5.0000	1.16	N	A
LM	1	42.1500	4.2150	1.14	W	A
LV	1	43.0000	1.4000	1.16	A	A
ME	3	42.5000	2.8000	1.15	A	A
ME	2	35.1000	1.3000	0.95	A	A
ME	1	40.7000	2.2000	1.10	A	A
MS	1	40.9000	4.1000	1.11	A	A
MY	1	43.3000	1.1000	1.17		A
NA	1	35.3000	1.8000	0.96	W	A
NJ	4	0.0420	0.0030	0.00	A	N
NJ	5	0.0430	0.0030	0.00	A	N
NJ	6	0.0420	0.0030	0.00	A	N
NL	1	38.0000	1.6000	1.03	A	A
NQ	1	35.6000	4.1000	0.96	A	A
NZ	1	46.9000	1.8000	1.27	W	W
OB	1	36.9000	9.5500	1.00	A	A
OC	1	46.0000	6.0000	1.25	A	A
OH	1	33.8000	3.6000	0.92	N	A
OT	1	1041.0000	100.0000	28.21	W	N
OU	1	32.1000	2.0000	0.87	A	W
PK	1	41.2000	4.5000	1.12	A	A

Values for elemental Uranium are reported in micrograms/filter, g or mL pCi/g or mL =Bq x 0.027

Evaluation: A=Acceptable, W=Acceptable with Warning, N=Not Acceptable

If the evaluation system is not appropriate for the types of analyses performed in your lab, apply site specific evaluation.

QAP 55 Results by Nuclide

Matrix: SO Soil Bq/kg
Radionuclide: BI214

EML Value: 36.9000
EML Error: 1.5300

Labcode	Test Number	Reported Value	Reported Error	Reported EML	QAP 54 Evaluation	Evaluation
RA	1	38.2000	3.5000	1.03	N	A
RI	1	36.8000	3.2300	1.00		A
RM	1	46.0000	5.0000	1.25	A	A
RU	1	32.0000	2.8800	0.87		W
SD	1	43.1000	4.7000	1.17		A
SE	1	34.0000	1.1000	0.92	W	A
SI	1	40.7000	1.1000	1.10	W	A
SK	1	38.4000	3.1000	1.04		A
SN	1	36.1000	6.9900	0.98	W	A
SR	1	41.7000	5.0000	1.13	A	A
SW	1	40.9900		1.11		A
SY	1	43.5000	2.8000	1.18	W	A
TE	1	47.3000	4.7000	1.28	W	W
TM	1	40.8000	2.6000	1.11	A	A
TN	1	31.3800	3.1500	0.85	A	W
TO	1	36.7550	1.9940	1.00	W	A
TP	1	40.1100	1.4700	1.09	A	A
TQ	1	38.0000	1.4000	1.03	W	A
TW	1	34.9000	1.3400	0.95	W	A
TX	1	36.3000	1.1000	0.98	A	A
WA	1	33.0000	2.0000	0.89	W	A
WE	2	37.2000	2.1000	1.01	A	A
WE	3	37.9000	2.9000	1.03	A	A
WE	1	33.1000	2.5000	0.90	A	A
WI	1	32.6000	5.0200	0.88	W	A
WI	3	33.1000	4.9500	0.90	W	A
WI	2	32.2000	4.9300	0.87	W	W
WN	1	40.4000	2.2000	1.10	A	A
WN	3	38.2000	2.1000	1.03	A	A
WN	2	38.5000	1.4000	1.04	A	A
WO	2	42.8000	10.4000	1.16	A	A
WO	1	43.1000	9.6000	1.17	A	A
WT	1	43.3600	7.0000	1.17	W	A
WW	2	33.2000	1.5000	0.90	A	A
WW	1	33.5000	1.5000	0.91	A	A

Values for elemental Uranium are reported in micrograms/filter, g or mL pCi/g or mL =Bq x 0.027

Evaluation: A=Acceptable, W=Acceptable with Warning, N=Not Acceptable

If the evaluation system is not appropriate for the types of analyses performed in your lab, apply site specific evaluation.

QAP 55 Results by Nuclide

Matrix: SO Soil Bq / kg
Radionuclide: BI214

EML Value: 36.9000
EML Error: 1.5300

Labcode	Test Number	Reported Value	Reported Error	<u>Reported EML</u>	QAP 54 Evaluation	Evaluation
WW	3	33.9000	1.6000	0.92	A	A
WY	1	1.0200	0.2100	0.03	A	N

Total Number Reported: 106

Values for elemental Uranium are reported in micrograms/filter, g or mL pCi/g or mL =Bq x 0.027
Evaluation: A=Acceptable, W=Acceptable with Warning, N=Not Acceptable
If the evaluation system is not appropriate for the types of analyses performed in your lab, apply site specific evaluation.

QAP 55 Results by Nuclide

Matrix: SO Soil Bq / kg
Radionuclide: Bq U

EML Value: 194.2300
EML Error: 3.7600

Labcode	Test Number	Reported Value	Reported Error	<u>Reported EML</u>	QAP 54 Evaluation	Evaluation
AI	1	1.9000	0.0400	0.01	A	N
AM	1	195.0200	27.5800	1.00	W	A
AT	1	186.8990	16.3460	0.96	W	A
BU	1	172.0000	12.0000	0.89	A	A
CH	1	181.0000	6.7000	0.93	A	A
HT	1	232.0000	20.0000	1.19	A	W
NL	1	191.0000		0.98		A
OT	1	208.0000	10.0000	1.07	W	A
TE	1	155.6000	7.8000	0.80		A
UY	1	147.0000	14.1000	0.76	A	W
WA	1	190.0000	8.0000	0.98	A	A
WI	1	198.2000	20.9600	1.02	A	A
WI	2	213.3000	21.3300	1.10	A	A
WO	1	200.7000	9.7000	1.03	N	A
WO	2	182.4000	8.5000	0.94	N	A

Total Number Reported: 15

Values for elemental Uranium are reported in micrograms/filter, g or mL pCi/g or mL =Bq x 0.027
Evaluation: A=Acceptable, W=Acceptable with Warning, N=Not Acceptable
 If the evaluation system is not appropriate for the types of analyses performed in your lab, apply site specific evaluation.

QAP 55 Results by Nuclide

Matrix: SO Soil Bq/kg
Radionuclide: CS137

EML Value: 612.3300
EML Error: 30.6200

Labcode	Test Number	Reported Value	Reported Error	Reported EML	QAP 54 Evaluation	Evaluation
AC	1	646.0000	12.0000	1.05	A	A
AG	1	619.0000	100.0000	1.01	A	A
AI	1	572.0000	130.0000	0.93	A	A
AM	1	535.6200	1.8900	0.88	A	W
AN	1	665.0000	17.0000	1.09	A	A
AR	1	615.0000	106.8000	1.00	A	A
AS	1	625.3000	4.0000	1.02	W	A
AT	1	559.1330	63.0670	0.91	A	A
AU	1	581.8000	7.7000	0.95	A	A
BA	1	438.0000	21.6500	0.71	A	N
BE	1	542.0000	70.0000	0.88	A	W
BM	1	692.0000	86.0000	1.13	A	A
BN	1	679.5700	114.8000	1.11	A	A
BQ	1	646.0000	9.0000	1.05	A	A
BU	1	610.0000	50.0000	1.00	A	A
BX	1	636.0000	63.0000	1.04	A	A
CD	1	670.0000	17.0000	1.09	A	A
CE	1	530.0000	31.0000	0.87	A	W
CF	3	580.4000	2.6000	0.95	A	A
CF	1	583.9000	3.5000	0.95	A	A
CF	2	562.7000	3.9000	0.92	A	A
CG	1	678.0000	25.0000	1.11		A
CG	3	621.0000	23.0000	1.01		A
CG	2	585.0000	26.0000	0.95		A
CH	1	682.0000	2.4000	1.11	A	A
CL	1	684.0000	3.0000	1.12	A	A
CM	2	587.0000	11.0000	0.96	A	A
CM	1	566.0000	11.0000	0.92	A	A
CN	1	639.0000	33.2000	1.04	A	A
CO	3	581.0000	33.0000	0.95	A	A
CO	2	582.0000	34.0000	0.95	A	A
CO	1	581.0000	33.0000	0.95	A	A
CS	1	625.0000	196.6000	1.02	A	A
CU	1	686.0000	50.0000	1.12	A	A

Values for elemental Uranium are reported in micrograms/filter, g or mL pCi/g or mL =Bq x 0.027

Evaluation: A=Acceptable, W=Acceptable with Warning, N=Not Acceptable

If the evaluation system is not appropriate for the types of analyses performed in your lab, apply site specific evaluation.

QAP 55 Results by Nuclide

Matrix: SO Soil Bq / kg
Radionuclide: CS137

EML Value: 612.3300
EML Error: 30.6200

Labcode	Test Number	Reported Value	Reported Error	Reported EML	QAP 54 Evaluation	Evaluation
CW	1	561.0000	17.0000	0.92	A	A
DH	1	612.9000	30.8000	1.00	A	A
EC	5	612.2600	25.6000	1.00	W	A
EC	4	608.5200	25.4000	0.99	W	A
EC	2	609.5400	27.6000	1.00	W	A
EC	1	604.6100	27.5000	0.99	W	A
EC	3	612.4300	27.8000	1.00	W	A
EG	1	580.0000	28.0000	0.95	A	A
FE	1	666.6000	2.8000	1.09	A	A
FG	1	565.0000	141.0000	0.92	A	A
FL	1	676.4500	2.0800	1.11	A	A
FN	1	578.0000	50.0000	0.94	A	A
FR	1	620.0000	60.0000	1.01	A	A
FS	1	606.2000	1.3000	0.99	A	A
FU	1	650.3800	20.4300	1.06	A	A
GA	1	583.0000	52.0000	0.95	A	A
GC	1	533.0000		0.87	W	W
GC	2	545.0000		0.89	W	W
GC	3	570.5000		0.93	W	A
GD	1	614.0000	55.0000	1.00		A
GE	1	654.9000	75.7000	1.07	A	A
GT	1	670.0000	170.0000	1.09	A	A
HU	1	595.0000	17.0000	0.97	A	A
ID	1	589.5670	29.6420	0.96	A	A
IN	1	613.0000	10.4000	1.00		A
IO	1	607.0800	109.0500	0.99		A
IS	1	675.0000	113.0000	1.10	A	A
IT	1	730.0000	43.0000	1.19	W	W
KA	1	619.7000	36.6800	1.01	A	A
KE	1	582.0800	4.2700	0.95	A	A
KR	2	629.7000	27.1000	1.03	A	A
KR	1	636.5000	26.8000	1.04	A	A
KR	4	628.6000	26.2000	1.03	A	A
KR	5	633.7000	25.6000	1.03	A	A
KR	3	634.3000	13.7000	1.04	A	A

Values for elemental Uranium are reported in micrograms/filter, g or mL pCi/g or mL =Bq x 0.027

Evaluation: A=Acceptable, W=Acceptable with Warning, N=Not Acceptable

If the evaluation system is not appropriate for the types of analyses performed in your lab, apply site specific evaluation.

QAP 55 Results by Nuclide

Matrix: SO Soil Bq/kg
Radionuclide: CS137

EML Value: 612.3300
EML Error: 30.6200

Labcode	Test Number	Reported Value	Reported Error	Reported EML	QAP 54 Evaluation	Evaluation
KS	1	564.0000	28.0000	0.92		A
LB	1	690.0000	49.0000	1.13	A	A
LL	1	572.0000	72.4000	0.93	A	A
LM	1	658.9300	10.0000	1.08	A	A
LV	1	635.0000	21.3000	1.04	A	A
LW	1	630.0000	31.5000	1.03	N	A
ME	2	655.0000	15.9000	1.07	A	A
ME	3	644.0000	15.5000	1.05	A	A
ME	1	658.0000	16.6000	1.08	A	A
MS	1	654.0000	65.0000	1.07	A	A
MY	1	607.0000	14.0000	0.99		A
NA	1	623.0000	21.0000	1.02	A	A
NJ	5	0.6480	0.0670	0.00	A	N
NJ	6	0.6360	0.0630	0.00	A	N
NJ	4	0.6440	0.0670	0.00	A	N
NL	1	606.0000	30.0000	0.99	A	A
NQ	1	612.0000	69.0000	1.00	A	A
NR	1	592.0000	118.0000	0.97	W	A
NZ	1	666.8000	8.3000	1.09	A	A
OB	1	571.0000	107.0000	0.93	W	A
OC	1	690.0000	69.0000	1.13	A	A
OH	1	567.2000	5.9000	0.93	W	A
OK	1	736.3000	14.7000	1.20	W	W
OT	1	553.0000	10.0000	0.90	A	A
OU	1	519.0000	50.0000	0.85	A	W
PK	1	596.0000	30.0000	0.97	A	A
PS	1	591.9300	4.1400	0.97	W	A
RA	1	610.0000	40.0000	1.00	A	A
RC	1	620.0000	50.0000	1.01	A	A
RI	1	619.0000	5.1300	1.01	A	A
RM	1	758.0000	20.0000	1.24	A	W
RU	1	630.0000	18.9000	1.03	A	A
SA	1	707.0000	70.0000	1.15	A	A
SB	1	568.5000	57.9000	0.93	A	A
SD	1	592.0000	61.0000	0.97		A

Values for elemental Uranium are reported in micrograms/filter, g or mL pCi/g or mL =Bq x 0.027

Evaluation: A=Acceptable, W=Acceptable with Warning, N=Not Acceptable

If the evaluation system is not appropriate for the types of analyses performed in your lab, apply site specific evaluation.

QAP 55 Results by Nuclide

Matrix: SO Soil Bq/kg
Radionuclide: CS137

EML Value: 612.3300

EML Error: 30.6200

Labcode	Test Number	Reported Value	Reported Error	Reported EML	QAP 54 Evaluation	Evaluation
SE	1	643.0000	7.0000	1.05	A	A
SI	1	586.0000	12.0000	0.96	A	A
SK	1	649.0000	76.0000	1.06		A
SL	1	885.9200	105.6900	1.45		N
SN	1	599.0000	59.0000	0.98	A	A
SR	1	635.0000	61.0000	1.04	A	A
SW	1	680.8000		1.11		A
SX	1	537.9800	29.2600	0.88	A	W
SY	1	622.0000	45.0000	1.02	A	A
TE	1	659.2000	10.8000	1.08	A	A
TI	1	680.5000	11.9000	1.11	A	A
TK	2	653.4200	68.7100	1.07		A
TK	1	675.2500	110.3700	1.10		A
TM	1	694.0000	22.0000	1.13	A	A
TN	1	546.4000	4.6000	0.89	A	W
TO	1	550.7100	26.6200	0.90	W	W
TP	1	610.0700	4.8300	1.00	A	A
TQ	1	596.0000	7.8000	0.97	A	A
TW	1	606.0000	5.1500	0.99	A	A
TX	1	611.0000	5.0000	1.00	A	A
UC	1	688.0000	73.5000	1.12	A	A
UG	1	614.4000	26.5000	1.00	A	A
UY	1	583.6800	59.8000	0.95	A	A
WA	1	644.0000	11.0000	1.05	A	A
WC	1	594.0000	88.1000	0.97	A	A
WE	2	621.8000	43.2000	1.01	A	A
WE	3	621.5000	27.1000	1.01	A	A
WE	1	599.8000	41.3000	0.98	A	A
WI	1	575.0000	72.6000	0.94	A	A
WI	2	573.0000	72.4000	0.94	A	A
WI	3	582.0000	73.2000	0.95	A	A
WN	3	663.0000	24.0000	1.08	A	A
WN	2	670.0000	24.0000	1.09	A	A
WN	1	663.0000	24.0000	1.08	A	A
WO	1	634.6000	74.9000	1.04	A	A

Values for elemental Uranium are reported in micrograms/filter, g or mL pCi/g or mL =Bq x 0.027

Evaluation: A=Acceptable, W=Acceptable with Warning, N=Not Acceptable

If the evaluation system is not appropriate for the types of analyses performed in your lab, apply site specific evaluation.

QAP 55 Results by Nuclide

Matrix: SO Soil Bq / kg
Radionuclide: CS137

EML Value: 612.3300
EML Error: 30.6200

Labcode	Test Number	Reported Value	Reported Error	<u>Reported EML</u>	QAP 54 Evaluation	Evaluation
WO	2	629.2000	106.4000	1.03	A	A
WT	1	638.9900	30.0000	1.04	W	A
WW	3	548.7000	40.1000	0.90	A	W
WW	2	553.9000	40.4000	0.90	A	A
WW	1	554.3000	40.3000	0.90	A	A
WY	1	17.1800	0.9200	0.03	A	N
YA	1	623.9000	1.4000	1.02	W	A

Total Number Reported: 146

Values for elemental Uranium are reported in micrograms/filter, g or mL pCi/g or mL =Bq x 0.027
Evaluation: A=Acceptable, W=Acceptable with Warning, N=Not Acceptable
 If the evaluation system is not appropriate for the types of analyses performed in your lab, apply site specific evaluation.

QAP 55 Results by Nuclide

Matrix: SO Soil Bq/kg
Radionuclide: K40

EML Value: 623.3300
EML Error: 33.0400

Labcode	Test Number	Reported Value	Reported Error	Reported EML	QAP 54 Evaluation	Evaluation
AC	1	608.0000	27.0000	0.98	A	A
AG	1	610.0000	103.0000	0.98	A	A
AI	1	585.0000	136.0000	0.94	A	A
AM	1	569.0100	8.9000	0.91	A	A
AN	1	685.0000	73.0000	1.10	A	A
AR	1	614.1000	108.1000	0.99	A	A
AS	1	613.5000	40.3000	0.98	A	A
AT	1	612.1670	58.6330	0.98	A	A
AU	1	563.0000	29.0000	0.90	A	A
BE	1	617.0000	206.0000	0.99	A	A
BN	1	615.4300	101.5000	0.99	A	A
BQ	1	600.0000	16.0000	0.96	N	A
BU	1	620.0000	80.0000	1.00	A	A
BX	1	618.0000	64.0000	0.99	A	A
CD	1	654.0000	23.0000	1.05	A	A
CE	1	582.0000	49.0000	0.93	A	A
CG	3	578.0000	82.0000	0.93		A
CG	2	603.0000	20.0000	0.97		A
CG	1	732.0000	82.0000	1.17		A
CH	1	691.0000	11.0000	1.11	A	A
CL	1	702.0000	19.0000	1.13	N	A
CM	1	599.0000	18.0000	0.96	A	A
CM	2	612.0000	19.0000	0.98	A	A
CN	1	606.1000	39.4000	0.97	A	A
CS	1	658.9000	209.5000	1.06	A	A
CU	1	604.0000	30.0000	0.97	W	A
CW	1	576.0000	22.0000	0.92	A	A
DH	1	617.6000	32.7000	0.99	A	A
EC	1	590.1600	37.0000	0.95	W	A
EC	5	594.8000	36.0000	0.95	W	A
EC	4	589.1200	35.6000	0.94	W	A
EC	3	594.8800	37.0000	0.95	W	A
EC	2	598.4800	36.6000	0.96	W	A
EG	1	620.0000	70.0000	1.00	A	A

Values for elemental Uranium are reported in micrograms/filter, g or mL pCi/g or mL =Bq x 0.027
Evaluation: A=Acceptable, W=Acceptable with Warning, N=Not Acceptable
 If the evaluation system is not appropriate for the types of analyses performed in your lab, apply site specific evaluation.

QAP 55 Results by Nuclide

Matrix: SO Soil Bq/kg
Radionuclide: K40

EML Value: 623.3300
EML Error: 33.0400

Labcode	Test Number	Reported Value	Reported Error	Reported EML	QAP 54 Evaluation	Evaluation
FE	1	650.0000	27.0000	1.04	A	A
FG	1	547.8000	204.0000	0.88	A	W
FL	1	669.0100	4.5000	1.07	A	A
FN	1	552.0000	49.0000	0.89	A	W
FR	1	610.0000	60.0000	0.98	A	A
FS	1	604.2000	3.8000	0.97	A	A
FU	1	686.5200	24.8600	1.10	A	A
GA	1	522.0000	127.0000	0.84	A	W
GC	1	574.0000		0.92	A	A
GC	3	608.0000		0.98	A	A
GC	2	632.0000		1.01	A	A
GD	1	741.0000	45.0000	1.19		A
GE	1	698.1000	78.3000	1.12	A	A
GT	1	670.0000	170.0000	1.08	A	A
HU	1	620.0000	25.0000	1.00	A	A
ID	1	595.1000	32.3650	0.95	A	A
IN	1	624.3000	100.1000	1.00		A
IO	1	568.1400	149.2300	0.91		A
IS	1	639.0000	84.0000	1.02	A	A
IT	1	678.0000	42.0000	1.09	A	A
KA	1	597.9700	154.2500	0.96	A	A
KE	1	578.7300	4.4900	0.93	A	A
KR	1	641.6000	47.8000	1.03	W	A
KR	3	656.2000	36.2000	1.05	W	A
KR	4	655.6000	67.9000	1.05	W	A
KR	5	653.9000	33.0000	1.05	W	A
KR	2	637.2000	36.7000	1.02	W	A
KS	1	615.0000	18.0000	0.99		A
LB	1	662.0000	57.0000	1.06	A	A
LL	1	658.0000	77.2000	1.06	A	A
LM	1	717.2600	30.0000	1.15	A	A
LV	1	662.0000	56.0000	1.06	A	A
LW	1	700.0000	54.1000	1.12	N	A
ME	1	610.0000	33.4000	0.98	A	A
ME	2	644.0000	28.7000	1.03	A	A

Values for elemental Uranium are reported in micrograms/filter, g or mL pCi/g or mL =Bq x 0.027

Evaluation: A=Acceptable, W=Acceptable with Warning, N=Not Acceptable

If the evaluation system is not appropriate for the types of analyses performed in your lab, apply site specific evaluation.

QAP 55 Results by Nuclide

Matrix: SO Soil Bq/kg
Radionuclide: K40

EML Value: 623.3300

EML Error: 33.0400

Labcode	Test Number	Reported Value	Reported Error	Reported EML	QAP 54 Evaluation	Evaluation
ME	3	625.0000	29.3000	1.00	A	A
MS	1	676.0000	68.0000	1.08	A	A
MY	1	619.0000	15.0000	0.99		A
NA	1	608.0000	23.0000	0.98	A	A
NJ	5	0.6470	0.0620	0.00	A	N
NJ	4	0.6330	0.0590	0.00	A	N
NJ	6	0.6510	0.0590	0.00	A	N
NL	1	678.0000	34.0000	1.09	A	A
NQ	1	663.0000	74.0000	1.06	A	A
NZ	1	588.0000	15.0000	0.94	A	A
OB	1	605.0000	123.0000	0.97	A	A
OC	1	600.0000	60.0000	0.96	A	A
OH	1	526.0000	28.0000	0.84	W	W
OK	1	758.5000	26.5000	1.22	N	A
OT	1	570.0000	30.0000	0.91	A	A
OU	1	522.0000	50.0000	0.84	A	W
PK	1	573.0000	26.0000	0.92	A	A
PS	1	606.7300	17.3500	0.97	A	A
RA	1	600.0000	100.0000	0.96	N	A
RC	1	670.0000	60.0000	1.08	A	A
RM	1	705.0000	44.0000	1.13	A	A
RU	1	565.0000	16.9500	0.91	N	A
SA	1	728.0000	56.0000	1.17	A	A
SB	1	618.3000	68.0000	0.99	A	A
SD	1	581.0000	60.0000	0.93		A
SE	1	581.0000	13.0000	0.93	N	A
SI	1	553.0000	12.0000	0.89	A	W
SK	1	603.0000	70.0000	0.97		A
SN	1	662.0000	81.0000	1.06	A	A
SR	1	649.0000	75.0000	1.04	A	A
SW	1	735.1000		1.18		A
SX	1	566.2900	30.8200	0.91	A	A
SY	1	593.0000	41.0000	0.95	A	A
TE	1	737.7000	16.6000	1.18	W	A
TI	1	673.0000	21.0000	1.08	A	A

Values for elemental Uranium are reported in micrograms/filter, g or mL pCi/g or mL =Bq x 0.027

Evaluation: A=Acceptable, W=Acceptable with Warning, N=Not Acceptable

If the evaluation system is not appropriate for the types of analyses performed in your lab, apply site specific evaluation.

QAP 55 Results by Nuclide

Matrix: SO Soil Bq/kg
Radionuclide: K40

EML Value: 623.3300
EML Error: 33.0400

Labcode	Test Number	Reported Value	Reported Error	Reported EML	QAP 54 Evaluation	Evaluation
TK	1	577.9400	162.1300	0.93		A
TK	2	563.8800	98.7600	0.90		A
TM	1	671.0000	59.0000	1.08	A	A
TN	1	522.3000	82.0000	0.84	A	W
TO	1	568.3450	30.3680	0.91	W	A
TP	1	619.5100	4.5800	0.99	A	A
TQ	1	590.0000	8.6000	0.95	A	A
TW	1	608.0000	13.2500	0.98	A	A
TX	1	625.0000	12.0000	1.00	A	A
UC	1	686.0000	75.4000	1.10	A	A
UY	1	602.4200	77.2000	0.97	A	A
WA	1	714.0000	19.0000	1.14	A	A
WC	1	682.0000	81.5000	1.09	A	A
WE	1	612.2000	28.3000	0.98	A	A
WE	3	606.3000	33.5000	0.97	A	A
WE	2	627.5000	24.7000	1.01	A	A
WI	2	696.0000	92.5000	1.12	A	A
WI	1	715.0000	94.9000	1.15	A	A
WI	3	738.0000	97.5000	1.18	A	A
WN	1	670.0000	33.0000	1.08	A	A
WN	2	707.0000	32.0000	1.13	A	A
WN	3	656.0000	32.0000	1.05	A	A
WO	2	624.9000	147.5000	1.00	A	A
WO	1	649.5000	103.9000	1.04	A	A
WT	1	657.8600	70.0000	1.05	W	A
WW	2	611.2000	41.3000	0.98	A	A
WW	3	628.6000	42.2000	1.01	A	A
WW	1	625.3000	42.0000	1.00	A	A
WY	1	15.0800	1.5800	0.02	A	N
YA	1	622.8000	5.6000	1.00	A	A

Total Number Reported: 134

Values for elemental Uranium are reported in micrograms/filter, g or mL pCi/g or mL =Bq x 0.027
Evaluation: A=Acceptable, W=Acceptable with Warning, N=Not Acceptable
 If the evaluation system is not appropriate for the types of analyses performed in your lab, apply site specific evaluation.

QAP 55 Results by Nuclide

Matrix: SO Soil Bq/kg
Radionuclide: PB212

EML Value: 58.3300
EML Error: 3.1300

Labcode	Test Number	Reported Value	Reported Error	Reported EML	QAP 54 Evaluation	Evaluation
AC	1	65.8000	21.0000	1.13	A	A
AG	1	57.4000	9.8000	0.98	A	A
AI	1	54.0000	13.0000	0.93	W	A
AM	1	44.4000	1.2500	0.76	A	W
AR	1	57.0300	9.9700	0.98	A	A
AS	1	48.1000	2.6000	0.82	A	W
AU	1	55.9000	3.5000	0.96	W	A
BE	1	59.7000	11.0000	1.02	A	A
BN	1	59.8200	8.7500	1.03	A	A
BQ	1	60.0000	3.0000	1.03	A	A
BU	1	63.0000	9.0000	1.08	W	A
BX	1	64.8000	6.9000	1.11	A	A
CD	1	66.0000	3.0000	1.13	A	A
CG	3	69.0000	14.0000	1.18		A
CG	1	90.0000	21.0000	1.54		N
CG	2	90.0000	14.0000	1.54		N
CH	1	60.3000	1.0000	1.03	A	A
CL	1	68.5000	1.4000	1.17	A	A
CM	2	50.0000	2.0000	0.86	A	W
CM	1	50.0000	2.0000	0.86	A	W
CN	1	58.7700	3.8200	1.01	A	A
CS	1	56.9600	18.0600	0.98	W	A
CU	1	62.0000	4.0000	1.06	A	A
CW	1	53.6000	2.0000	0.92	W	A
DH	1	50.2000	6.6000	0.86	W	W
EC	5	54.5300	4.0000	0.94	W	A
EC	4	55.8800	3.2000	0.96	W	A
EC	3	55.7300	4.4000	0.95	W	A
EC	2	55.8000	4.4000	0.96	W	A
EC	1	53.1000	4.2000	0.91	W	A
EG	1	56.4000	5.5000	0.97	A	A
FE	1	57.3000	3.1000	0.98	A	A
FG	1	56.5000	11.0000	0.97	A	A
FL	1	63.1300	1.3700	1.08	A	A

Values for elemental Uranium are reported in micrograms/filter, g or mL pCi/g or mL =Bq x 0.027

Evaluation: A=Acceptable, W=Acceptable with Warning, N=Not Acceptable

If the evaluation system is not appropriate for the types of analyses performed in your lab, apply site specific evaluation.

QAP 55 Results by Nuclide

Matrix: SO Soil Bq / kg
Radionuclide: PB212

EML Value: 58.3300
EML Error: 3.1300

Labcode	Test Number	Reported Value	Reported Error	Reported EML	QAP 54 Evaluation	Evaluation
FN	1	50.3000	4.5000	0.86	A	W
FR	1	58.0000	7.0000	0.99	A	A
FU	1	63.9100	2.2400	1.10	A	A
GA	1	55.6000	7.8000	0.95	A	A
GC	3	56.9500		0.98	A	A
GC	2	50.6000		0.87	A	W
GC	1	53.5300		0.92	A	A
HU	1	50.3000	1.4000	0.86	A	W
ID	1	53.1270	2.8200	0.91	A	A
IN	1	58.9000	3.7000	1.01		A
IO	1	54.5800	11.9800	0.94		A
IS	1	40.4000	13.9000	0.69	A	N
IT	1	74.0000	5.0000	1.27	W	W
LB	1	54.0000	6.0000	0.93	N	A
LL	1	62.1000	3.6600	1.07		A
LM	1	62.8170	10.0000	1.08	A	A
LV	1	58.0000	6.9000	0.99	W	A
ME	3	45.9000	2.3000	0.79	W	W
ME	1	48.8000	1.8000	0.84	W	W
ME	2	53.6000	1.6000	0.92	W	A
MS	1	59.4000	5.9000	1.02	A	A
MY	1	60.0000	1.6000	1.03		A
NA	1	58.8000	2.4000	1.01	A	A
NJ	6	0.0590	0.0050	0.00	A	N
NJ	5	0.0600	0.0060	0.00	A	N
NJ	4	0.0590	0.0050	0.00	A	N
NL	1	55.6000	2.8000	0.95	A	A
NQ	1	58.1000	7.0000	1.00	A	A
NZ	1	60.2000	1.9000	1.03	A	A
OB	1	60.2000	12.1000	1.03	W	A
OC	1	64.0000	11.0000	1.10	W	A
OH	1	50.7000	2.4000	0.87	W	W
OT	1	2951.0000	100.0000	50.59		N
OU	1	38.6000	1.0000	0.66	N	N
PK	1	59.3000	4.7000	1.02		A

Values for elemental Uranium are reported in micrograms/filter, g or mL pCi/g or mL =Bq x 0.027

Evaluation: A=Acceptable, W=Acceptable with Warning, N=Not Acceptable

If the evaluation system is not appropriate for the types of analyses performed in your lab, apply site specific evaluation.

QAP 55 Results by Nuclide

Matrix: SO Soil Bq/kg
Radionuclide: PB212

EML Value: 58.3300
EML Error: 3.1300

Labcode	Test Number	Reported Value	Reported Error	Reported EML	QAP 54 Evaluation	Evaluation
PS	1	57.7100	3.2900	0.99	W	A
RA	1	57.1000	3.6000	0.98	W	A
RI	1	49.7000	2.8300	0.85		W
RM	1	68.0000	6.0000	1.17	A	A
RU	1	768.0000	99.8400	13.17		N
SD	1	64.7000	7.5000	1.11		A
SE	1	56.6000	0.9000	0.97	A	A
SI	1	59.1000	1.4000	1.01	A	A
SK	1	60.9000	4.2000	1.04		A
SN	1	57.2000	6.7700	0.98	A	A
SR	1	54.1000	5.6000	0.93	N	A
SW	1	66.2100		1.13		A
SY	1	58.3000	4.0000	1.00	A	A
TE	1	64.7000	3.8000	1.11	A	A
TM	1	63.3000	2.6000	1.09	A	A
TN	1	53.4900	3.0700	0.92	W	A
TO	1	53.2570	7.5450	0.91	A	A
TP	1	63.0000	1.0400	1.08	A	A
TQ	1	63.9000	0.9000	1.10	A	A
TW	1	58.7000	1.1400	1.01	A	A
TX	1	55.1000	1.1000	0.94	A	A
WA	1	63.0000	2.0000	1.08	A	A
WE	3	55.6000	4.9000	0.95	A	A
WE	1	52.9000	5.0000	0.91	A	A
WE	2	57.7000	5.5000	0.99	A	A
WI	3	70.7000	9.9500	1.21	A	A
WI	2	72.2000	10.2000	1.24	A	W
WI	1	72.8000	10.3000	1.25	A	W
WN	1	61.9000	2.3000	1.06	A	A
WN	2	61.5000	1.9000	1.05	A	A
WN	3	62.6000	2.4000	1.07	A	A
WO	2	57.7000	7.1000	0.99	A	A
WO	1	58.3000	8.3000	1.00	A	A
WT	1	49.2200	6.0000	0.84	A	W
WW	2	45.3000	2.5000	0.78	W	W

Values for elemental Uranium are reported in micrograms/filter, g or mL pCi/g or mL =Bq x 0.027

Evaluation: A=Acceptable, W=Acceptable with Warning, N=Not Acceptable

If the evaluation system is not appropriate for the types of analyses performed in your lab, apply site specific evaluation.

QAP 55 Results by Nuclide

Matrix: SO Soil Bq / kg
Radionuclide: PB212

EML Value: 58.3300
EML Error: 3.1300

Labcode	Test Number	Reported Value	Reported Error	<u>Reported EML</u>	QAP 54 Evaluation	Evaluation
WW	3	46.0000	2.6000	0.79	W	W
WW	1	44.7000	2.6000	0.77	W	W

Total Number Reported: 106

Values for elemental Uranium are reported in micrograms/filter, g or mL pCi/g or mL =Bq x 0.027
Evaluation: A=Acceptable, W=Acceptable with Warning, N=Not Acceptable
If the evaluation system is not appropriate for the types of analyses performed in your lab, apply site specific evaluation.

QAP 55 Results by Nuclide

Matrix: SO Soil Bq/kg
Radionuclide: PB214

EML Value: 39.6700
EML Error: 1.7200

Labcode	Test Number	Reported Value	Reported Error	Reported EML	QAP 54 Evaluation	Evaluation
AC	1	44.2000	4.8000	1.11	A	A
AG	1	36.7000	6.7000	0.93	W	A
AI	1	35.0000	7.0000	0.88	W	W
AM	1	37.1500	1.1900	0.94	A	A
AR	1	41.6500	7.3900	1.05	W	A
AS	1	40.0000	5.1000	1.01	A	A
AT	1	34.2800	2.9730	0.86	W	W
AU	1	39.3000	3.3000	0.99	A	A
BE	1	41.9000	6.0000	1.06	W	A
BN	1	44.0300	6.9100	1.11	A	A
BQ	1	69.0000	9.0000	1.74	N	N
BU	1	43.0000	6.0000	1.08	W	A
BX	1	39.6000	5.7000	1.00	A	A
CD	1	44.0000	3.0000	1.11	A	A
CF	1	48.4000	1.9000	1.22	N	A
CF	3	35.8000	1.2000	0.90	N	A
CF	2	32.3000	1.9000	0.81	N	W
CG	1	58.0000	32.0000	1.46		W
CG	3	44.0000	29.0000	1.11		A
CG	2	47.0000	29.0000	1.18		A
CH	1	40.7000	1.7000	1.03	A	A
CL	1	44.7000	2.0000	1.13	A	A
CM	2	42.0000	1.0000	1.06	A	A
CM	1	40.0000	1.0000	1.01	A	A
CN	1	38.4200	2.9200	0.97	W	A
CS	1	38.1100	12.0100	0.96	W	A
CU	1	35.0000	3.0000	0.88	N	W
CW	1	36.6000	1.6000	0.92	W	A
DH	1	40.8000	4.2000	1.03	A	A
EC	2	48.9000	1.9000	1.23	A	A
EC	3	47.8000	2.2000	1.21	A	A
EC	4	47.9000	2.2000	1.21	A	A
EC	1	47.2000	2.3000	1.19	A	A
EC	5	47.7000	2.2000	1.20	A	A

Values for elemental Uranium are reported in micrograms/filter, g or mL pCi/g or mL =Bq x 0.027

Evaluation: A=Acceptable, W=Acceptable with Warning, N=Not Acceptable

If the evaluation system is not appropriate for the types of analyses performed in your lab, apply site specific evaluation.

QAP 55 Results by Nuclide

Matrix: SO Soil Bq / kg
Radionuclide: PB214

EML Value: 39.6700
EML Error: 1.7200

Labcode	Test Number	Reported Value	Reported Error	Reported EML	QAP 54 Evaluation	Evaluation
EG	1	34.0000	5.0000	0.86	W	W
FE	1	38.7000	4.8000	0.98	W	A
FG	1	31.6000	7.0000	0.80	A	W
FL	1	44.5200	0.3300	1.12	N	A
FN	1	37.4000	2.5000	0.94	W	A
FR	1	36.0000	4.0000	0.91	A	A
FS	1	36.8000	0.5000	0.93	W	A
FU	1	41.1300	2.0800	1.04	A	A
GA	1	29.8000	16.6000	0.75	A	N
GC	1	42.2000		1.06	A	A
GC	2	45.7000		1.15	A	A
GC	3	44.4500		1.12	A	A
HU	1	37.6000	1.0000	0.95	A	A
ID	1	37.7100	1.9320	0.95	W	A
IN	1	38.3000	4.2000	0.96		A
IO	1	36.6300	13.2700	0.92		A
IS	1	40.5000	8.0000	1.02	W	A
IT	1	46.0000	3.0000	1.16	A	A
LB	1	58.0000	6.0000	1.46	N	W
LM	1	51.0810	10.0000	1.29	A	A
LV	1	48.8000	3.7000	1.23	W	A
ME	2	37.0000	1.4000	0.93	A	A
ME	1	37.7000	2.1000	0.95	A	A
ME	3	39.6000	2.6000	1.00	A	A
MS	1	40.8000	4.1000	1.03	A	A
MY	1	40.6000	1.1000	1.02		A
NA	1	41.2000	2.0000	1.04	W	A
NJ	6	0.0440	0.0030	0.00	A	N
NJ	5	0.0430	0.0030	0.00	A	N
NJ	4	0.0440	0.0030	0.00	A	N
NL	1	41.7000	1.6000	1.05	A	A
NQ	1	37.8000	4.4000	0.95	A	A
NZ	1	48.5000	1.7000	1.22	N	A
OB	1	38.0000	10.4000	0.96	A	A
OC	1	43.0000	6.0000	1.08	A	A

Values for elemental Uranium are reported in micrograms/filter, g or mL pCi/g or mL =Bq x 0.027

Evaluation: A=Acceptable, W=Acceptable with Warning, N=Not Acceptable

If the evaluation system is not appropriate for the types of analyses performed in your lab, apply site specific evaluation.

QAP 55 Results by Nuclide

Matrix: SO Soil Bq / kg
Radionuclide: PB214

EML Value: 39.6700
EML Error: 1.7200

Labcode	Test Number	Reported Value	Reported Error	Reported EML	QAP 54 Evaluation	Evaluation
OH	1	34.9000	4.0000	0.88	N	W
OT	1	1041.0000	100.0000	26.24	W	N
OU	1	34.2000	6.0000	0.86	W	W
PK	1	41.5000	3.9000	1.05	A	A
PS	1	40.3300	5.2900	1.02	W	A
RA	1	39.4000	2.7000	0.99	N	A
RI	1	37.3000	3.3000	0.94		A
RM	1	46.0000	5.0000	1.16	A	A
RU	1	42.2000	3.7980	1.06		A
SD	1	44.0000	4.8000	1.11		A
SE	1	41.8000	1.4000	1.05	W	A
SI	1	42.4000	0.9000	1.07	W	A
SK	1	40.5000	3.2000	1.02		A
SN	1	36.7000	8.5000	0.93	A	A
SR	1	41.4000	5.6000	1.04	A	A
SW	1	41.2300		1.04		A
SY	1	39.1700	3.6000	0.99		A
TE	1	53.7000	7.7000	1.35	W	W
TM	1	37.2000	4.2000	0.94	W	A
TN	1	36.5300	3.5600	0.92	W	A
TO	1	38.5390	3.8300	0.97	N	A
TP	1	41.1700	1.0000	1.04	A	A
TQ	1	40.9000	0.6000	1.03	N	A
TW	1	42.3000	1.7700	1.07	W	A
TX	1	39.4000	1.3000	0.99	W	A
WA	1	67.0000	11.0000	1.69	W	N
WE	3	38.8000	2.9000	0.98	A	A
WE	1	33.9000	2.8000	0.86	A	W
WE	2	35.6000	2.9000	0.90	A	W
WI	1	40.5000	5.7900	1.02	A	A
WI	2	42.4000	6.1900	1.07	A	A
WI	3	44.7000	6.4000	1.13	A	A
WN	3	42.2000	1.8000	1.06	A	A
WN	2	42.2000	1.3000	1.06	A	A
WN	1	42.6000	1.6000	1.07	A	A

Values for elemental Uranium are reported in micrograms/filter, g or mL pCi/g or mL =Bq x 0.027

Evaluation: A=Acceptable, W=Acceptable with Warning, N=Not Acceptable

If the evaluation system is not appropriate for the types of analyses performed in your lab, apply site specific evaluation.

QAP 55 Results by Nuclide

Matrix: SO Soil Bq / kg
Radionuclide: PB214

EML Value: 39.6700
EML Error: 1.7200

Labcode	Test Number	Reported Value	Reported Error	<u>Reported EML</u>	QAP 54 Evaluation	Evaluation
WO	1	49.7000	7.9000	1.25	A	A
WO	2	53.9000	8.6000	1.36	A	W
WT	1	42.6600	10.0000	1.08	W	A
WW	3	40.7000	1.5000	1.03	A	A
WW	2	41.1000	1.5000	1.04	A	A
WW	1	39.6000	1.5000	1.00	A	A
WY	1	0.9600	0.1500	0.02	W	N

Total Number Reported: 111

Values for elemental Uranium are reported in micrograms/filter, g or mL pCi/g or mL =Bq x 0.027
Evaluation: A=Acceptable, W=Acceptable with Warning, N=Not Acceptable
If the evaluation system is not appropriate for the types of analyses performed in your lab, apply site specific evaluation.

QAP 55 Results by Nuclide

Matrix: SO Soil Bq / kg
Radionuclide: PU238

EML Value: 12.6100
EML Error: 0.3120

Labcode	Test Number	Reported Value	Reported Error	Reported EML	QAP 54 Evaluation	Evaluation
AR	1	12.5800	2.0900	1.00	A	A
AT	1	12.2770	2.0490	0.97	W	A
BU	1	11.7000	0.6000	0.93		A
CH	1	12.9000	0.6800	1.02		A
CO	3	12.0000	1.0000	0.95	A	A
CO	2	13.0000	1.0000	1.03	A	A
CO	1	13.0000	1.0000	1.03	A	A
CW	1	12.6700	0.2700	1.00	A	A
GA	1	12.6700	4.1000	1.00		A
GT	1	12.0000	3.1000	0.95		A
IN	1	12.3000	0.6000	0.98		A
LW	1	14.0000	3.6600	1.11	W	A
NL	2	12.8800	1.5300	1.02		A
NL	1	11.9500	1.4200	0.95		A
NM	1	12.5210	0.4760	0.99		A
NM	2	12.4260	0.5410	0.99		A
NM	3	12.0960	0.5680	0.96		A
OB	1	17.2000	7.9100	1.36		W
OK	1	14.0000	4.5000	1.11		A
PS	1	14.2100	2.7400	1.13		A
RA	1	13.0000	2.6000	1.03	A	A
SD	1	7.4600	2.3500	0.59		N
SR	1	12.7000	2.0400	1.01		A
TW	1	13.8300	0.2000	1.10		A
TX	1	12.9000	0.6000	1.02		A
WA	1	13.5000	1.3000	1.07	A	A

Total Number Reported: 26

Values for elemental Uranium are reported in micrograms/filter, g or mL pCi/g or mL =Bq x 0.027
Evaluation: A=Acceptable, W=Acceptable with Warning, N=Not Acceptable
 If the evaluation system is not appropriate for the types of analyses performed in your lab, apply site specific evaluation.

QAP 55 Results by Nuclide

Matrix: SO Soil Bq / kg
Radionuclide: PU239

EML Value: 8.9480
EML Error: 0.3230

Labcode	Test Number	Reported Value	Reported Error	Reported EML	QAP 54 Evaluation	Evaluation
AC	1	6.7000	0.5000	0.75		W
AG	1	10.0000	1.7000	1.12	A	A
AI	1	9.6000	1.5000	1.07	W	A
AM	1	11.4800	2.9600	1.28	A	W
AN	1	9.6000	0.9000	1.07	A	A
AR	1	8.9700	1.5200	1.00	A	A
AT	1	9.7340	1.6910	1.09	A	A
AU	1	9.1000	1.5000	1.02	A	A
BE	1	9.3200	0.4900	1.04	A	A
BM	1	9.6500	1.7900	1.08	A	A
BU	1	9.3000	1.5000	1.04	A	A
BX	1	9.0100	0.9400	1.01	W	A
CH	1	9.5800	0.5600	1.07	A	A
CO	1	8.7000	0.8000	0.97	A	A
CO	3	8.7000	0.7000	0.97	A	A
CO	2	9.2000	0.8000	1.03	A	A
CW	1	9.3400	0.2300	1.04	A	A
FR	1	8.4000	1.0000	0.94	A	A
GA	1	10.9300	3.6700	1.22	W	W
GE	1	8.9400	1.5400	1.00	A	A
GT	1	9.0000	2.1000	1.01	W	A
ID	1	8.4970	0.5060	0.95	A	A
IN	1	9.3000	0.4000	1.04	A	A
IS	1	9.1200	0.9100	1.02	A	A
IT	1	9.4000	0.9000	1.05	A	A
KA	1	9.0300	0.2500	1.01	A	A
LA	1	9.1910	0.2410	1.03	A	A
LA	2	9.5870	0.2780	1.07	A	A
LA	3	9.5050	0.2810	1.06	A	A
LL	1	8.8600	0.8980	0.99	A	A
LW	1	51.9000	7.4900	5.80	A	N
ML	1	8.4400	1.3000	0.94	A	A
NL	2	8.5840	1.0360	0.96	A	A
NL	1	9.3980	1.1250	1.05	A	A

Values for elemental Uranium are reported in micrograms/filter, g or mL pCi/g or mL =Bq x 0.027

Evaluation: A=Acceptable, W=Acceptable with Warning, N=Not Acceptable

If the evaluation system is not appropriate for the types of analyses performed in your lab, apply site specific evaluation.

QAP 55 Results by Nuclide

Matrix: SO Soil Bq/kg
Radionuclide: PU239

EML Value: 8.9480
EML Error: 0.3230

Labcode	Test Number	Reported Value	Reported Error	Reported EML	QAP 54 Evaluation	Evaluation
NM	3	8.1260	0.4830	0.91	A	A
NM	2	9.0880	0.4750	1.02	A	A
NM	1	7.9710	0.3980	0.89	A	A
NQ	1	10.0700	1.1500	1.13	A	A
OB	1	16.3000	7.2400	1.82	A	N
OK	1	8.8900	3.0000	0.99	A	A
OT	1	9.2000	1.5000	1.03	A	A
PS	1	10.1300	2.1800	1.13	A	A
RA	1	9.0000	1.8000	1.01	A	A
RI	1	9.3900	0.7980	1.05	A	A
SD	1	10.5000	2.7000	1.17		W
SE	1	8.9000	1.6000	1.00		A
SN	1	8.9700	3.2400	1.00	A	A
SR	1	9.1100	1.5200	1.02	A	A
SW	1	6.8010		0.76		W
TE	1	9.3000	2.9000	1.04	A	A
TI	1	7.4200	1.2800	0.83	A	W
TM	1	8.5100	1.0500	0.95	N	A
TN	1	8.9880	1.0280	1.00	A	A
TO	1	8.9170	1.1600	1.00	N	A
TW	1	10.1700	0.1600	1.14		A
TX	1	9.3600	0.4900	1.05	A	A
UY	1	8.5500	2.1000	0.96	A	A
WA	1	9.1000	1.0000	1.02	A	A
WC	1	9.1700	2.1100	1.02	A	A
WE	3	8.7100	2.2900	0.97	A	A
WE	1	9.2300	2.6000	1.03	A	A
WE	2	10.3000	2.3000	1.15	A	A
WI	1	11.3500	2.1600	1.27	A	W
WI	2	11.2600	2.2100	1.26	A	W
WI	3	9.2500	1.7400	1.03	A	A
YA	1	9.0690	0.1320	1.01	A	A

Total Number Reported: 66

Values for elemental Uranium are reported in micrograms/filter, g or mL pCi/g or mL =Bq x 0.027

Evaluation: A=Acceptable, W=Acceptable with Warning, N=Not Acceptable

If the evaluation system is not appropriate for the types of analyses performed in your lab, apply site specific evaluation.

QAP 55 Results by Nuclide

Matrix: SO Soil Bq/kg
Radionuclide: SR90

EML Value: 30.5960
EML Error: 1.0650

Labcode	Test Number	Reported Value	Reported Error	Reported EML	QAP 54 Evaluation	Evaluation
AC	1	26.0000	2.0000	0.85		A
AG	1	29.7000	6.1000	0.97	A	A
AI	1	33.5000	4.9000	1.10	A	A
AM	1	75.4100	15.1600	2.46	A	W
AN	1	29.0000	1.0000	0.95	A	A
AR	1	23.9900	5.0900	0.78		A
AT	1	35.3100	2.6650	1.15	A	A
AU	1	34.9000	5.2000	1.14	A	A
BE	1	29.1000	2.4000	0.95	A	A
BM	1	26.2200	2.2600	0.86	A	A
BU	1	30.4000	73.5000	0.99	A	A
BX	1	23.4000	3.1000	0.76		W
CH	1	33.5000	3.1000	1.10	A	A
FR	1	25.0000	4.0000	0.82		A
GA	1	29.7200	8.5100	0.97	A	A
GE	1	23.3000	2.7900	0.76	A	W
GT	1	30.0000	10.0000	0.98	A	A
ID	1	33.1300	1.9070	1.08	A	A
IN	1	42.8000	4.5000	1.40	A	A
IS	1	31.9000	6.6000	1.04	A	A
KA	1	30.0700	4.0400	0.98	A	A
KE	1	31.5000	1.1200	1.03	A	A
OT	1	22.0000	4.0000	0.72	A	W
PS	1	25.7300	5.3800	0.84	A	A
RA	1	24.0000	5.0000	0.78	A	A
RI	1	25.7000	1.4400	0.84	A	A
RU	1	31.0000	5.5000	1.01	A	A
SE	1	23.9000	1.1000	0.78	W	A
SE	2	29.4000	1.2000	0.96	W	A
SN	1	24.7000	9.5500	0.81	N	A
SR	1	28.4000	18.0000	0.93	A	A
SY	1	76.0000	11.0000	2.48	W	W
TE	1	27.4000	6.3000	0.90	A	A
TI	1	29.6000	6.3000	0.97	A	A

Values for elemental Uranium are reported in micrograms/filter, g or mL pCi/g or mL =Bq x 0.027

Evaluation: A=Acceptable, W=Acceptable with Warning, N=Not Acceptable

If the evaluation system is not appropriate for the types of analyses performed in your lab, apply site specific evaluation.

QAP 55 Results by Nuclide

Matrix: SO Soil Bq / kg
Radionuclide: SR90

EML Value: 30.5960
EML Error: 1.0650

Labcode	Test Number	Reported Value	Reported Error	<u>Reported EML</u>	QAP 54 Evaluation	Evaluation
TM	1	22.3000	11.9000	0.73	A	W
TN	1	30.5500	3.4200	1.00	A	A
TO	1	25.4970	0.9570	0.83	N	A
TQ	1	24.8000	0.9000	0.81	A	A
TW	1	25.8100	1.1200	0.84		A
TX	1	33.3000	5.5000	1.09	A	A
UY	1	29.0400	18.6000	0.95	A	A
WA	1	29.5000	2.7000	0.96	A	A
WC	1	23.3000	5.3700	0.76	A	W
WE	1	28.9000	12.0000	0.94	A	A
WE	2	26.5000	12.0000	0.87	A	A
WE	3	38.6000	13.0000	1.26	A	A
WI	3	28.5000	3.7000	0.93	A	A
WI	1	30.2000	3.7800	0.99	A	A
WI	2	27.5000	3.5000	0.90	A	A
YA	1	30.2900	0.4100	0.99	A	A

Total Number Reported: 50

Values for elemental Uranium are reported in micrograms/filter, g or mL pCi/g or mL =Bq x 0.027
Evaluation: A=Acceptable, W=Acceptable with Warning, N=Not Acceptable
 If the evaluation system is not appropriate for the types of analyses performed in your lab, apply site specific evaluation.

QAP 55 Results by Nuclide

Matrix: SO Soil Bq / kg
Radionuclide: TH234

EML Value: 100.0670
EML Error: 6.2040

Labcode	Test Number	Reported Value	Reported Error	Reported EML	QAP 54 Evaluation	Evaluation
AG	1	115.3000	25.7000	1.15	A	A
AI	1	49.0000	10.0000	0.49	W	N
AM	1	90.2700	3.4500	0.90	A	A
AR	1	101.7000	18.5400	1.02	A	A
AS	1	93.0000	30.6000	0.93	A	A
AU	1	98.0000	16.0000	0.98	A	A
BX	1	48.8000	22.6000	0.49	A	N
CG	1	550.0000	240.0000	5.50		N
CG	2	520.0000	260.0000	5.20		N
CG	3	308.0000	190.0000	3.08		N
CH	1	98.4000	20.0000	0.98		A
CL	1	116.0000	16.0000	1.16	A	A
CN	1	109.4000	8.2000	1.09		A
EC	1	125.1000	60.4000	1.25	A	A
EC	3	127.3000	61.4000	1.27	A	A
EC	5	126.1000	60.7000	1.26	A	A
EC	2	123.7000	59.7000	1.24	A	A
EC	4	126.4000	60.9000	1.26	A	A
EG	1	88.0000	15.0000	0.88	A	A
FE	1	114.8000	4.6000	1.15	A	A
FL	1	129.9400	4.6800	1.30	N	A
FR	1	90.0000	38.0000	0.90	A	A
FS	1	119.5000	2.9000	1.19	N	A
FU	1	108.0200	24.9700	1.08	A	A
HU	1	100.9000	6.7000	1.01	A	A
ID	1	96.8530	5.4960	0.97	A	A
IS	1	108.0000	20.0000	1.08	A	A
IT	1	108.0000	30.0000	1.08	N	A
LB	1	98.0000	12.0000	0.98	W	A
LV	1	163.0000	40.0000	1.63		W
ME	3	141.0000	11.7000	1.41	A	A
ME	2	121.0000	7.6000	1.21	A	A
ME	1	128.0000	7.7000	1.28	A	A
MY	1	87.2000	6.3000	0.87		A

Values for elemental Uranium are reported in micrograms/filter, g or mL pCi/g or mL =Bq x 0.027

Evaluation: A=Acceptable, W=Acceptable with Warning, N=Not Acceptable

If the evaluation system is not appropriate for the types of analyses performed in your lab, apply site specific evaluation.

QAP 55 Results by Nuclide

Matrix: SO Soil Bq / kg
Radionuclide: TH234

EML Value: 100.0670
EML Error: 6.2040

Labcode	Test Number	Reported Value	Reported Error	Reported EML	QAP 54 Evaluation	Evaluation
NJ	4	0.1040	0.0080	0.00	N	N
NJ	6	0.0820	0.0100	0.00	N	N
NJ	5	0.0800	0.0150	0.00	N	N
NL	1	86.4000	7.2000	0.86	A	A
NQ	1	100.0000	17.0000	1.00	W	A
NZ	1	104.0000	8.2000	1.04	A	A
OB	1	116.0000	78.4000	1.16		A
OC	1	96.0000	17.0000	0.96	A	A
OU	1	87.2000	10.2000	0.87	N	A
PK	1	119.0000	10.0000	1.19		A
SD	1	115.0000	14.0000	1.15		A
SK	1	94.7000	11.1000	0.95		A
SR	1	121.0000	31.0000	1.21	A	A
SW	1	174.4000		1.74		W
SY	1	142.0000	19.0000	1.42	A	A
TM	1	74.5000	14.1000	0.75	N	W
TO	1	82.0770	14.6030	0.82	A	A
TX	1	74.5000	9.9000	0.75	A	W
UY	1	112.7600	32.8000	1.13	A	A
WA	1	118.0000	15.0000	1.18	A	A
WE	1	70.2000	29.9000	0.70		W
WE	3	94.5000	28.0000	0.94		A
WE	2	86.8000	29.1000	0.87		A
WO	2	290.3000	30.5000	2.90	A	N
WO	1	262.1000	42.5000	2.62	A	N
WT	1	85.7100	7.0000	0.86		A
WW	3	102.1000	10.0000	1.02	W	A
WW	1	109.7000	10.4000	1.10	W	A
WW	2	112.1000	9.4000	1.12	W	A

Total Number Reported: 63

Values for elemental Uranium are reported in micrograms/filter, g or mL pCi/g or mL =Bq x 0.027

Evaluation: A=Acceptable, W=Acceptable with Warning, N=Not Acceptable

If the evaluation system is not appropriate for the types of analyses performed in your lab, apply site specific evaluation.

QAP 55 Results by Nuclide

Matrix: SO Soil Bq/kg
Radionuclide: U234

EML Value: 92.2300
EML Error: 1.3000

Labcode	Test Number	Reported Value	Reported Error	Reported EML	QAP 54 Evaluation	Evaluation
AC	1	66.0000	5.0000	0.72		W
AG	1	90.0000	11.0000	0.98		A
AI	1	83.2000	2.5000	0.90		A
AM	1	93.6100	15.1700	1.01	W	A
AN	1	90.0000	4.0000	0.98	W	A
AR	1	80.6600	12.5800	0.88	W	A
AT	1	88.1300	11.1700	0.96	W	A
AU	1	84.8000	7.7000	0.92	A	A
BE	1	87.0000	4.8100	0.94	A	A
BM	1	90.3300	12.4600	0.98	A	A
BU	1	81.7000	5.7000	0.89	A	A
BX	1	89.1000	8.7000	0.97	A	A
CF	2	88.5000	5.4000	0.96	A	A
CF	1	93.6000	5.8000	1.01	A	A
CH	1	86.6000	3.2000	0.94	W	A
CL	1	104.0000	12.5000	1.13	N	W
CW	1	87.6000	2.0000	0.95	A	A
FU	1	97.5500	17.1100	1.06	A	A
GE	1	79.1000	8.7300	0.86	W	W
HT	1	119.1000	10.0000	1.29	A	N
IS	1	80.1000	5.5000	0.87	W	A
LW	1	89.2000	8.8800	0.97	A	A
ML	1	88.4600	19.7000	0.96	A	A
NA	1	77.0000	7.0000	0.83	A	W
NL	1	89.9000	10.8000	0.98	A	A
NQ	1	86.6000	5.3000	0.94	A	A
OB	1	119.0000	37.6000	1.29	N	N
OK	1	86.0000	13.0000	0.93	W	A
OU	1	114.0000	3.0000	1.24		W
PS	1	82.8300	7.3600	0.90	W	A
SD	1	96.8000	3.8000	1.05		A
SE	1	79.1000	6.5000	0.86		W
SN	1	90.6000	12.3000	0.98		A
SR	1	84.9000	11.9000	0.92	A	A

Values for elemental Uranium are reported in micrograms/filter, g or mL pCi/g or mL =Bq x 0.027

Evaluation: A=Acceptable, W=Acceptable with Warning, N=Not Acceptable

If the evaluation system is not appropriate for the types of analyses performed in your lab, apply site specific evaluation.

QAP 55 Results by Nuclide

Matrix: SO Soil Bq / kg
Radionuclide: U234

EML Value: 92.2300
EML Error: 1.3000

Labcode	Test Number	Reported Value	Reported Error	<u>Reported EML</u>	QAP 54 Evaluation	Evaluation
TM	1	90.8000	10.9000	0.98	A	A
TN	1	82.9100	4.0400	0.90	W	A
TO	1	85.2600	10.4280	0.92	N	A
TX	1	86.5000	1.9000	0.94	A	A
UY	1	69.6000	7.2000	0.75		W
WA	1	88.0000	6.0000	0.95	A	A
WC	1	68.7000	13.2000	0.75	N	W
WE	1	84.4000	20.0000	0.92	W	A
WE	2	86.6000	20.5000	0.94	W	A
WE	3	91.4000	21.8000	0.99	W	A
WT	1	85.4200	14.8000	0.93	W	A
YA	1	88.4100	0.8600	0.96	W	A

Total Number Reported: 46

Values for elemental Uranium are reported in micrograms/filter, g or mL pCi/g or mL =Bq x 0.027
Evaluation: A=Acceptable, W=Acceptable with Warning, N=Not Acceptable
 If the evaluation system is not appropriate for the types of analyses performed in your lab, apply site specific evaluation.

QAP 55 Results by Nuclide

Matrix: SO Soil Bq/kg
Radionuclide: U238

EML Value: 98.3300
EML Error: 3.2000

Labcode	Test Number	Reported Value	Reported Error	Reported EML	QAP 54 Evaluation	Evaluation
AC	1	70.0000	5.0000	0.71		W
AG	1	93.0000	12.0000	0.95		A
AM	1	92.7200	12.4100	0.94	W	A
AN	1	91.0000	5.0000	0.93	A	A
AR	1	82.8800	12.7700	0.84	W	A
AT	1	94.0700	11.9000	0.96	W	A
AU	1	87.2000	7.9000	0.89	A	A
BE	1	92.8700	5.0800	0.94	A	A
BM	1	95.2400	13.0900	0.97	A	A
BU	1	82.4000	5.1000	0.84	A	A
BX	1	91.6000	8.9000	0.93	A	A
CF	1	102.5000	6.3000	1.04	A	A
CF	2	97.0000	5.9000	0.99	A	A
CH	1	91.0000	3.0000	0.93	A	A
CL	1	84.0000	11.0000	0.85	N	A
CW	1	93.2000	2.2000	0.95	A	A
FL	1	129.9400	4.6800	1.32		W
FU	1	95.9700	16.8600	0.98	A	A
GE	1	83.8700	9.2100	0.85	W	A
GT	1	102.0000	25.0000	1.04	A	A
HT	1	112.5000	10.0000	1.14	A	W
IS	1	86.6000	6.3000	0.88	A	A
LW	1	99.0000	11.4000	1.01	A	A
ML	1	93.1300	20.5900	0.95	A	A
NA	1	85.0000	7.0000	0.86	A	A
NL	1	98.1000	11.7000	1.00	A	A
NQ	1	94.6000	5.7000	0.96	A	A
OB	1	91.1000	29.5000	0.93	N	A
OK	1	82.0000	12.0000	0.83	W	A
OU	1	87.2000	10.2000	0.89		A
PS	1	84.5400	7.4800	0.86	W	A
SD	1	100.0000	4.0000	1.02		A
SE	1	82.4000	6.8000	0.84		A
SI	1	93.0000	7.0000	0.95	A	A

Values for elemental Uranium are reported in micrograms/filter, g or mL pCi/g or mL =Bq x 0.027

Evaluation: A=Acceptable, W=Acceptable with Warning, N=Not Acceptable

If the evaluation system is not appropriate for the types of analyses performed in your lab, apply site specific evaluation.

QAP 55 Results by Nuclide

Matrix: SO Soil Bq / kg
Radionuclide: U238

EML Value: 98.3300
EML Error: 3.2000

Labcode	Test Number	Reported Value	Reported Error	Reported EML	QAP 54 Evaluation	Evaluation
SK	1	104.0000	26.0000	1.06		A
SN	1	101.0000	13.2000	1.03		A
SR	1	90.4000	12.2000	0.92	A	A
TM	1	89.5000	10.5000	0.91	A	A
TN	1	81.8500	4.0200	0.83	W	A
TO	1	90.6250	11.0320	0.92	W	A
TX	1	92.4000	1.9000	0.94	A	A
UY	1	72.8000	7.4000	0.74		W
WA	1	94.0000	6.0000	0.96	A	A
WC	1	74.1000	14.2000	0.75	N	W
WE	2	89.1000	21.1000	0.91	W	A
WE	3	88.4000	20.9000	0.90	W	A
WE	1	94.7000	22.6000	0.96	W	A
WT	1	90.6800	14.8000	0.92	A	A
YA	1	93.1300	0.9000	0.95	W	A

Total Number Reported: 49

Values for elemental Uranium are reported in micrograms/filter, g or mL pCi/g or mL =Bq x 0.027
Evaluation: A=Acceptable, W=Acceptable with Warning, N=Not Acceptable
 If the evaluation system is not appropriate for the types of analyses performed in your lab, apply site specific evaluation.

QAP 55 Results by Nuclide

Matrix: SO Soil Bq / kg
Radionuclide: Ug U

EML Value: 7.9480
EML Error: 0.1250

Labcode	Test Number	Reported Value	Reported Error	Reported EML	QAP 54 Evaluation	Evaluation
AG	1	6.6800		0.84	A	A
AR	1	6.2000		0.78	A	A
BE	1	8.0000		1.01	A	A
BQ	1	5.5000	0.2000	0.69	A	A
BU	1	6.5000	0.3000	0.82	A	A
CA	1	7.1400	0.7100	0.90	A	A
GA	1	7.3000		0.92	A	A
GE	1	5.6500	0.2420	0.71	A	A
HT	1	9.1000	0.7000	1.14	A	W
ID	1	5.9000	0.5450	0.74	A	A
IT	1	7.0000	0.6000	0.88	W	A
LA	1	7.4450	0.2520	0.94	A	A
LA	2	7.2610	0.2580	0.91	A	A
LA	3	7.6700	0.2740	0.96	A	A
NL	1	7.8800	0.9400	0.99	A	A
OU	1	7.6800	0.5000	0.97	W	A
RA	1	6.8000	0.2000	0.86	A	A
RI	3	5.8100	0.4130	0.73	W	A
RI	1	6.1200	0.1980	0.77	W	A
RI	2	5.7800	0.3830	0.73	W	A
SD	1	8.1500	0.3300	1.02		A
SW	1	7.5500		0.95	A	A
SY	1	8.9300	0.2800	1.12	A	W
TI	1	3.5400	0.5300	0.44		N
TM	1	7.0200	0.8300	0.88	A	A
TN	1	6.8200	0.7800	0.86	A	A
TO	1	7.3430	0.8870	0.92	W	A
UP	1	7.6500	0.8000	0.96	A	A
YP	1	11.6100	3.7720	1.46	A	N

Total Number Reported: 29

Values for elemental Uranium are reported in micrograms/filter, g or mL pCi/g or mL =Bq x 0.027
Evaluation: A=Acceptable, W=Acceptable with Warning, N=Not Acceptable
 If the evaluation system is not appropriate for the types of analyses performed in your lab, apply site specific evaluation.

QAP 55 Results by Nuclide

Matrix: VE Vegetation Bq / kg
Radionuclide: AM241

EML Value: 6.9150
EML Error: 0.4190

Labcode	Test Number	Reported Value	Reported Error	Reported EML	QAP 54 Evaluation	Evaluation
AC	1	7.7000	0.4000	1.11		A
AG	1	7.0000	1.4000	1.01	A	A
AI	1	7.5000	0.6000	1.09		A
AM	1	8.4300	0.7400	1.22	A	A
AR	1	7.3600	1.3300	1.06	A	A
AT	1	10.0640	1.7520	1.46	A	A
AU	1	8.1300	0.9100	1.18	A	A
BE	1	7.6200	0.4000	1.10	A	A
BM	1	7.7100	1.1000	1.12	W	A
BU	1	7.8000	0.5000	1.13	A	A
BX	1	8.0700	1.7600	1.17	A	A
CH	1	8.1800	0.4100	1.18	A	A
CL	1	9.1500	4.8000	1.32	A	A
CN	1	11.4700	0.8700	1.66	A	W
CW	1	7.7600	0.1500	1.12	A	A
FL	1	8.6600	1.4500	1.25	A	A
FR	1	8.3000	1.7000	1.20	A	A
GA	1	8.0500	1.2100	1.16	A	A
GE	1	7.6000	0.8130	1.10	A	A
GT	1	5.9000	1.5000	0.85	A	W
HU	1	10.3000	1.2000	1.49	A	W
ID	1	7.5270	0.4240	1.09	A	A
IS	1	7.6200	0.1600	1.10	W	A
IT	1	7.2000	0.6000	1.04	W	A
KS	1	7.0000	1.0000	1.01		A
LA	1	13.9660	0.2960	2.02	A	W
LA	3	6.9515	0.1702	1.00	A	A
LA	2	7.0107	0.1813	1.01	A	A
LB	1	8.0000	2.0000	1.16	A	A
LM	1	11.0730	1.1070	1.60	A	W
LV	1	8.0100	1.0700	1.16	N	A
ME	3	11.0000	1.3000	1.59	A	W
ME	1	13.6000	1.1000	1.97	A	W
ME	2	9.5000	1.5000	1.37	A	A

Values for elemental Uranium are reported in micrograms/filter, g or mL pCi/g or mL =Bq x 0.027

Evaluation: A=Acceptable, W=Acceptable with Warning, N=Not Acceptable

If the evaluation system is not appropriate for the types of analyses performed in your lab, apply site specific evaluation.

QAP 55 Results by Nuclide

Matrix: VE Vegetation Bq / kg
Radionuclide: AM241

EML Value: 6.9150
EML Error: 0.4190

Labcode	Test Number	Reported Value	Reported Error	Reported EML	QAP 54 Evaluation	Evaluation
NJ	1	7.4800	2.0000	1.08	A	A
NJ	2	7.7800	0.8100	1.13	A	A
NJ	3	8.7000	4.1000	1.26	A	A
NZ	1	8.9900	0.9700	1.30		A
OB	1	23.6000	9.7100	3.41	N	N
OT	1	7.1000	0.7000	1.03	A	A
RI	1	5.1200	0.5280	0.74	A	W
SD	1	7.6900	0.3700	1.11		A
SE	1	7.2000	0.3000	1.04		A
SE	2	7.7000	0.3000	1.11		A
SI	1	7.6000	0.6000	1.10	A	A
SN	1	8.0100	2.0700	1.16	A	A
SR	1	5.7800	0.9700	0.84	W	W
SW	1	7.7110		1.12		A
TE	1	7.0000	0.3000	1.01	A	A
TM	1	8.0800	0.5000	1.17	A	A
TN	1	6.7110	1.0520	0.97	A	A
TO	1	7.3270	1.8430	1.06	A	A
TX	1	7.5300	0.4500	1.09		A
UY	1	7.3000	0.8000	1.06	A	A
WA	1	7.1800	0.5300	1.04	W	A
WC	1	7.5700	0.1700	1.10	A	A
WE	2	8.5900	2.0000	1.24	A	A
WE	3	8.6700	2.0000	1.25	A	A
WE	1	8.6200	3.0000	1.25	A	A
WI	1	8.7200	1.7000	1.26	A	A
WI	2	7.7000	1.5600	1.11	A	A
WN	2	12.0000	5.0000	1.74	A	W
WN	3	14.0000	6.0000	2.03	A	W
WN	1	14.0000	7.0000	2.03	A	W
YA	1	7.3530	0.0860	1.06		A

Total Number Reported: 65

Values for elemental Uranium are reported in micrograms/filter, g or mL pCi/g or mL =Bq x 0.027

Evaluation: A=Acceptable, W=Acceptable with Warning, N=Not Acceptable

If the evaluation system is not appropriate for the types of analyses performed in your lab, apply site specific evaluation.

QAP 55 Results by Nuclide

Matrix: VE Vegetation Bq / kg
Radionuclide: CM244

EML Value: 4.3080
EML Error: 1.0210

Labcode	Test Number	Reported Value	Reported Error	Reported EML	QAP 54 Evaluation	Evaluation
AC	1	4.4000	0.4000	1.02		A
AG	1	5.0000	1.2000	1.16	A	A
AI	1	5.5000	1.1000	1.28		A
AR	1	4.5900	0.9100	1.07	A	A
AU	1	4.5200	0.6100	1.05		A
BE	1	4.2700	0.2600	0.99	A	A
BU	1	5.1000	0.1000	1.18	A	A
BX	1	5.3700	1.2900	1.25	A	A
CH	1	4.2900	0.2600	1.00	A	A
CL	1	7.8200	5.1600	1.82	A	N
CW	1	4.0800	0.1000	0.95	A	A
GA	1	4.2200	0.7400	0.98	A	A
GE	1	4.4800	0.5200	1.04	A	A
GT	1	2.9000	0.7000	0.67	A	W
IS	1	3.6300	0.8600	0.84	A	A
IT	1	2.8000	0.3000	0.65	A	W
OT	1	3.6000	0.5000	0.84	A	A
RI	1	3.2500	0.3710	0.75	W	W
SD	1	3.1900	0.2500	0.74		W
SE	2	4.7000	0.2000	1.09		A
SE	1	4.2000	0.2000	0.98		A
SN	1	3.5000	1.2600	0.81	A	W
SR	1	3.0500	0.5500	0.71	W	W
SW	1	4.9650		1.15		A
TE	1	4.3000	0.8000	1.00	A	A
TM	1	6.1400	0.4600	1.42	A	W
TN	1	4.5240	0.8660	1.05	W	A
TO	1	5.8200	1.0270	1.35	N	W
UY	1	4.1600	0.5000	0.97	A	A
WA	1	3.9500	0.3700	0.92	W	A
WC	1	4.1600	0.1200	0.97	A	A
WE	1	5.9600	2.5200	1.38	A	W
WE	2	5.9400	1.6200	1.38	A	W
WE	3	4.9500	1.3200	1.15	A	A

Values for elemental Uranium are reported in micrograms/filter, g or mL pCi/g or mL =Bq x 0.027

Evaluation: A=Acceptable, W=Acceptable with Warning, N=Not Acceptable

If the evaluation system is not appropriate for the types of analyses performed in your lab, apply site specific evaluation.

QAP 55 Results by Nuclide

Matrix: VE Vegetation Bq / kg
Radionuclide: CM244

EML Value: 4.3080
EML Error: 1.0210

Labcode	Test Number	Reported Value	Reported Error	<u>Reported EML</u>	QAP 54 Evaluation	Evaluation
YA	1	4.4770	0.0590	1.04		A

Total Number Reported: 35

Values for elemental Uranium are reported in micrograms/filter, g or mL pCi/g or mL =Bq x 0.027
Evaluation: A=Acceptable, W=Acceptable with Warning, N=Not Acceptable
If the evaluation system is not appropriate for the types of analyses performed in your lab, apply site specific evaluation.

QAP 55 Results by Nuclide

Matrix: VE Vegetation Bq / kg
Radionuclide: CO60

EML Value: 35.3000
EML Error: 1.4360

Labcode	Test Number	Reported Value	Reported Error	Reported EML	QAP 54 Evaluation	Evaluation
AC	1	40.5000	2.2000	1.15		A
AG	1	34.1000	5.9000	0.97	A	A
AI	1	38.6000	6.0000	1.09		A
AM	1	33.0800	1.2200	0.94	A	A
AR	1	37.2000	6.7600	1.05	A	A
AT	1	33.9700	2.5250	0.96	A	A
AU	1	37.3000	2.9000	1.06	A	A
BA	1	24.5900	2.0500	0.70	A	N
BE	1	37.4000	4.0000	1.06	A	A
BM	1	37.6000	3.1000	1.07	A	A
BN	1	32.3800	4.9300	0.92	A	A
BQ	1	88.0000	21.0000	2.49		N
BU	1	35.0000	2.0000	0.99	A	A
BX	1	41.1000	4.8000	1.16	A	A
CD	1	36.0000	2.0000	1.02	A	A
CE	1	35.5000	3.3000	1.01	A	A
CF	1	35.1000	2.9000	0.99	A	A
CF	3	34.3000	1.9000	0.97	A	A
CF	2	42.3000	2.5000	1.20	A	A
CG	1	51.0000	15.0000	1.45		W
CG	2	41.0000	12.0000	1.16		A
CG	3	44.0000	13.0000	1.25		A
CH	1	37.1000	1.1000	1.05	A	A
CL	1	41.0000	1.3000	1.16	A	A
CN	1	35.6200	2.3200	1.01	A	A
CO	2	33.0000	4.0000	0.94		A
CO	3	34.0000	3.0000	0.96		A
CO	1	34.0000	3.0000	0.96		A
CS	1	37.7400	11.5600	1.07		A
CU	1	25.0000	3.0000	0.71	A	N
CW	1	35.9000	2.5000	1.02	A	A
EG	1	28.9000	3.4000	0.82	A	W
FL	1	33.9300	0.5900	0.96	A	A
FN	1	34.7000	2.3000	0.98	A	A

Values for elemental Uranium are reported in micrograms/filter, g or mL pCi/g or mL =Bq x 0.027

Evaluation: A=Acceptable, W=Acceptable with Warning, N=Not Acceptable

If the evaluation system is not appropriate for the types of analyses performed in your lab, apply site specific evaluation.

QAP 55 Results by Nuclide

Matrix: VE Vegetation Bq / kg
Radionuclide: CO60

EML Value: 35.3000
EML Error: 1.4360

Labcode	Test Number	Reported Value	Reported Error	Reported EML	QAP 54 Evaluation	Evaluation
FR	1	39.0000	6.0000	1.11	A	A
FU	1	37.8100	1.2800	1.07	A	A
GA	1	32.2000	19.0000	0.91	A	A
GC	2	34.1000		0.97	A	A
GC	3	28.9200		0.82	A	W
GC	1	32.4800		0.92	A	A
GE	1	38.1000	4.6300	1.08	A	A
GT	1	41.0000	4.0000	1.16	A	A
HU	1	35.4000	0.9000	1.00	A	A
ID	1	36.5770	1.8740	1.04	A	A
IO	1	39.0000	11.0000	1.11		A
IS	1	30.6000	4.4000	0.87	A	W
IT	1	42.0000	3.0000	1.19	A	A
KE	1	36.9700	0.1500	1.05	A	A
KR	1	40.8000	4.5000	1.16	A	A
KR	2	39.7000	1.8000	1.13	A	A
KR	3	38.5000	2.5000	1.09	A	A
KR	4	38.0000	3.8000	1.08	A	A
KR	5	38.4000	1.4000	1.09	A	A
KS	1	38.0000	2.0000	1.08		A
LB	1	35.0000	3.0000	0.99	A	A
LM	1	45.5600	4.5500	1.29	A	W
LV	1	39.1000	10.6000	1.11	A	A
ME	3	42.2000	1.6000	1.20	A	A
ME	2	44.4000	1.2000	1.26	A	W
ME	1	42.9000	1.5000	1.22	A	A
NA	1	38.4000	1.5000	1.09	A	A
NJ	3	34.8000	0.9000	0.99	A	A
NJ	2	34.8000	1.9000	0.99	A	A
NJ	1	34.9000	2.2000	0.99	A	A
NR	1	36.7000	7.3000	1.04	A	A
NZ	1	37.1100	0.9200	1.05	A	A
OB	1	37.3000	6.5200	1.06	A	A
OC	1	35.0000	3.5000	0.99	A	A
OH	1	34.8000	2.2000	0.99	A	A

Values for elemental Uranium are reported in micrograms/filter, g or mL pCi/g or mL =Bq x 0.027

Evaluation: A=Acceptable, W=Acceptable with Warning, N=Not Acceptable

If the evaluation system is not appropriate for the types of analyses performed in your lab, apply site specific evaluation.

QAP 55 Results by Nuclide

Matrix: VE Vegetation Bq / kg
Radionuclide: CO60

EML Value: 35.3000
EML Error: 1.4360

Labcode	Test Number	Reported Value	Reported Error	Reported EML	QAP 54 Evaluation	Evaluation
OT	1	33.0000	3.0000	0.94	A	A
OU	1	37.6000	5.0000	1.07	W	A
PK	1	35.1100	1.8100	1.00		A
PS	1	73.9900	4.7700	2.10	A	N
RA	1	34.9000	2.4000	0.99	A	A
RI	1	40.5000	4.0600	1.15		A
RU	1	32.5000	0.9750	0.92	W	A
SB	1	36.1200	2.7300	1.02	A	A
SD	1	28.3000	2.9000	0.80		W
SE	1	32.8000	1.1000	0.93	A	A
SI	1	35.0000	0.7000	0.99	A	A
SN	1	36.2000	6.6300	1.02	A	A
SR	1	39.3000	5.8000	1.11	A	A
SW	1	49.6500		1.41		W
SX	1	30.0300	1.4400	0.85	A	W
SY	1	33.4000	1.7500	0.95	A	A
TE	1	40.2000	0.9000	1.14	A	A
TI	1	39.8000	1.0000	1.13	A	A
TM	1	31.7000	2.3000	0.90	A	A
TN	1	30.9500	1.4100	0.88	W	W
TO	1	31.4590	1.7130	0.89	A	A
TP	1	34.3800	1.5300	0.97	A	A
TQ	1	36.9000	0.7000	1.04	A	A
TW	1	35.6000	0.8400	1.01	A	A
TX	1	40.4000	1.3000	1.14	A	A
UC	1	41.9000	4.4200	1.19	A	A
UY	1	34.9000	3.6000	0.99	W	A
WA	1	35.6000	1.1000	1.01	A	A
WC	1	36.7000	3.2600	1.04	A	A
WE	2	35.6000	1.6000	1.01	A	A
WE	1	35.3000	1.9000	1.00	A	A
WI	2	34.0000	4.4800	0.96	A	A
WI	1	34.6000	4.5500	0.98	A	A
WI	3	33.3000	4.4100	0.94	A	A
WN	1	45.6000	1.8000	1.29	W	W

Values for elemental Uranium are reported in micrograms/filter, g or mL pCi/g or mL =Bq x 0.027

Evaluation: A=Acceptable, W=Acceptable with Warning, N=Not Acceptable

If the evaluation system is not appropriate for the types of analyses performed in your lab, apply site specific evaluation.

QAP 55 Results by Nuclide

Matrix: VE Vegetation Bq / kg
Radionuclide: CO60

EML Value: 35.3000
EML Error: 1.4360

Labcode	Test Number	Reported Value	Reported Error	<u>Reported EML</u>	QAP 54 Evaluation	Evaluation
WN	3	44.4000	1.8000	1.26	W	W
WN	2	45.9000	1.5000	1.30	W	W
WO	1	34.0300	6.1600	0.96	A	A
WO	2	38.4200	9.0400	1.09	A	A
WT	1	39.9600	5.0700	1.13	W	A
YA	1	36.1700	0.4100	1.02	A	A

Total Number Reported: 110

Values for elemental Uranium are reported in micrograms/filter, g or mL pCi/g or mL =Bq x 0.027
Evaluation: A=Acceptable, W=Acceptable with Warning, N=Not Acceptable
 If the evaluation system is not appropriate for the types of analyses performed in your lab, apply site specific evaluation.

QAP 55 Results by Nuclide

Matrix: VE Vegetation Bq / kg
Radionuclide: CS137

EML Value:1030.0000
EML Error: 51.8000

Labcode	Test Number	Reported Value	Reported Error	Reported EML	QAP 54 Evaluation	Evaluation
AC	1	1070.0000	12.0000	1.04		A
AG	1	1100.0000	180.0000	1.07	A	A
AI	1	966.0000	102.0000	0.94		A
AM	1	993.2900	3.7100	0.96	A	A
AR	1	1066.0000	182.4000	1.03	A	A
AT	1	1021.5000	115.5000	0.99	A	A
AU	1	1085.0000	14.0000	1.05	A	A
BA	1	740.2000	36.4700	0.72	A	N
BE	1	993.0000	130.0000	0.96	A	A
BM	1	1139.0000	147.0000	1.11	A	A
BN	1	1116.1700	210.0600	1.08	A	A
BQ	1	1210.0000	30.0000	1.17	A	A
BU	1	1060.0000	60.0000	1.03	A	A
BX	1	1180.0000	120.0000	1.15	A	A
CD	1	1098.0000	29.0000	1.07	A	A
CE	1	1050.0000	63.0000	1.02	A	A
CF	2	1077.4000	8.6000	1.05	A	A
CF	3	1026.3000	6.2000	1.00	A	A
CF	1	1077.0000	7.5000	1.05	A	A
CG	1	1140.0000	31.0000	1.11		A
CG	2	1040.0000	30.0000	1.01		A
CG	3	1070.0000	30.0000	1.04		A
CH	1	1062.0000	3.5000	1.03	A	A
CL	1	1222.0000	5.0000	1.19	N	A
CN	1	1077.0000	57.1000	1.05	A	A
CO	3	1023.0000	59.0000	0.99		A
CO	2	1022.0000	59.0000	0.99		A
CO	1	1015.0000	58.0000	0.99		A
CS	1	1161.0000	355.6000	1.13		A
CU	1	818.0000	60.0000	0.79	A	N
CW	1	1080.0000	46.0000	1.05	A	A
EG	1	1020.0000	54.0000	0.99	A	A
FL	1	1027.6000	5.5500	1.00	A	A
FN	1	1021.0000	90.0000	0.99	A	A

Values for elemental Uranium are reported in micrograms/filter, g or mL pCi/g or mL =Bq x 0.027
Evaluation: A=Acceptable, W=Acceptable with Warning, N=Not Acceptable
 If the evaluation system is not appropriate for the types of analyses performed in your lab, apply site specific evaluation.

QAP 55 Results by Nuclide

Matrix: VE Vegetation Bq / kg
Radionuclide: CS137

EML Value:1030.0000
EML Error: 51.8000

Labcode	Test Number	Reported Value	Reported Error	Reported EML	QAP 54 Evaluation	Evaluation
FR	1	1150.0000	140.0000	1.12	A	A
FU	1	1106.0000	34.6500	1.07	A	A
GA	1	1046.0000	78.0000	1.02	A	A
GC	3	903.9000		0.88	A	W
GC	2	913.2000		0.89	A	W
GC	1	905.8300		0.88	A	W
GE	1	1124.0000	130.0000	1.09	A	A
GT	1	1300.0000	100.0000	1.26	A	W
HU	1	1047.0000	27.0000	1.02	A	A
ID	1	1209.0000	60.7470	1.17	A	A
IO	1	1167.0000	178.0000	1.13		A
IS	1	1072.0000	130.0000	1.04	A	A
IT	1	1170.0000	69.0000	1.14	A	A
KE	1	969.8100	4.2800	0.94	A	A
KR	1	1216.3000	50.5000	1.18	A	A
KR	3	1219.3000	52.3000	1.18	A	A
KR	2	1218.3000	53.1000	1.18	A	A
KR	4	1214.8000	51.7000	1.18	A	A
KR	5	1213.9000	52.4000	1.18	A	A
KS	1	1025.0000	52.0000	1.00		A
LB	1	1109.0000	76.0000	1.08	A	A
LM	1	1244.2000	10.0000	1.21	A	A
LV	1	1170.0000	39.0000	1.14	A	A
ME	3	1343.0000	34.0000	1.30	A	W
ME	2	1328.0000	31.9000	1.29	A	W
ME	1	1350.0000	34.0000	1.31	A	W
NA	1	1230.0000	41.0000	1.19	W	A
NJ	2	1048.0000	48.0000	1.02	A	A
NJ	3	1044.0000	52.0000	1.01	A	A
NJ	1	1041.0000	52.0000	1.01	A	A
NR	1	1120.0000	224.0000	1.09	A	A
NZ	1	1150.0000	15.0000	1.12	A	A
OB	1	1060.0000	198.0000	1.03	A	A
OC	1	1000.0000	100.0000	0.97	A	A
OH	1	1049.3000	7.2000	1.02	A	A

Values for elemental Uranium are reported in micrograms/filter, g or mL pCi/g or mL =Bq x 0.027

Evaluation: A=Acceptable, W=Acceptable with Warning, N=Not Acceptable

If the evaluation system is not appropriate for the types of analyses performed in your lab, apply site specific evaluation.

QAP 55 Results by Nuclide

Matrix: VE Vegetation Bq / kg
Radionuclide: CS137

EML Value:1030.0000
EML Error: 51.8000

Labcode	Test Number	Reported Value	Reported Error	Reported EML	QAP 54 Evaluation	Evaluation
OT	1	977.0000	10.0000	0.95	A	A
OU	1	1060.0000	50.0000	1.03	A	A
PK	1	1115.5000	30.0000	1.08	A	A
PS	1	2373.2900	18.9000	2.30	A	N
RA	1	1060.0000	72.0000	1.03	A	A
RI	1	1130.0000	16.1000	1.10	A	A
RU	1	1070.0000	32.1000	1.04	A	A
SB	1	1029.0000	99.0000	1.00	A	A
SD	1	870.0000	90.0000	0.85		W
SE	1	1070.0000	11.0000	1.04	A	A
SI	1	1023.0000	20.0000	0.99	A	A
SN	1	1108.0000	109.0000	1.08	A	A
SR	1	1110.0000	113.0000	1.08	A	A
SW	1	1522.0000		1.48		N
SX	1	881.7100	50.8300	0.86	A	W
SY	1	1025.0000	50.0000	1.00	A	A
TE	1	1184.0000	2.8000	1.15	A	A
TI	1	1235.0000	15.0000	1.20	A	A
TM	1	962.0000	48.0000	0.93	A	A
TN	1	928.0000	4.0000	0.90	A	A
TO	1	930.3660	49.3420	0.90	A	A
TP	1	963.4100	5.8900	0.94	A	A
TQ	1	1122.0000	17.2000	1.09	A	A
TW	1	1117.0000	8.2700	1.08	A	A
TX	1	1149.0000	9.0000	1.12	A	A
UY	1	956.0000	97.0000	0.93	A	A
WA	1	1030.0000	20.0000	1.00	A	A
WC	1	1090.0000	151.0000	1.06	A	A
WE	1	1086.0000	82.2000	1.05	A	A
WE	2	1081.0000	92.8000	1.05	A	A
WI	3	891.0000	112.0000	0.87	A	W
WI	2	909.0000	114.0000	0.88	A	W
WI	1	897.0000	113.0000	0.87	A	W
WN	1	1352.0000	49.0000	1.31	W	W
WN	2	1367.0000	50.0000	1.33	W	W

Values for elemental Uranium are reported in micrograms/filter, g or mL pCi/g or mL =Bq x 0.027

Evaluation: A=Acceptable, W=Acceptable with Warning, N=Not Acceptable

If the evaluation system is not appropriate for the types of analyses performed in your lab, apply site specific evaluation.

QAP 55 Results by Nuclide

Matrix: VE Vegetation Bq / kg
Radionuclide: CS137

EML Value:1030.0000
EML Error: 51.8000

Labcode	Test Number	Reported Value	Reported Error	<u>Reported EML</u>	QAP 54 Evaluation	Evaluation
WN	3	1374.0000	50.0000	1.33	W	W
WO	1	1195.0000	141.0000	1.16	A	A
WO	2	1162.0000	196.0000	1.13	A	A
WT	1	1087.8000	50.9000	1.06	A	A
YA	1	1083.1000	2.3000	1.05	A	A

Total Number Reported: 109

Values for elemental Uranium are reported in micrograms/filter, g or mL pCi/g or mL =Bq x 0.027
Evaluation: A=Acceptable, W=Acceptable with Warning, N=Not Acceptable
If the evaluation system is not appropriate for the types of analyses performed in your lab, apply site specific evaluation.

QAP 55 Results by Nuclide

Matrix: VE Vegetation Bq / kg
Radionuclide: K40

EML Value: 898.6700
EML Error: 48.2300

Labcode	Test Number	Reported Value	Reported Error	Reported EML	QAP 54 Evaluation	Evaluation
AC	1	891.0000	28.0000	0.99		A
AG	1	983.0000	170.0000	1.09	A	A
AI	1	748.0000	112.0000	0.83		W
AM	1	892.9700	15.9600	0.99	A	A
AR	1	954.7000	163.4000	1.06	A	A
AT	1	941.1000	90.3750	1.05	A	A
AU	1	887.0000	47.0000	0.99	A	A
BE	1	1200.0000	400.0000	1.34	A	W
BN	1	828.8000	152.3000	0.92	A	A
BQ	1	1070.0000	20.0000	1.19	W	A
BU	1	910.0000	50.0000	1.01	A	A
BX	1	1040.0000	110.0000	1.16	N	A
CD	1	952.0000	32.0000	1.06	A	A
CE	1	979.0000	87.0000	1.09	W	A
CG	3	818.0000	221.0000	0.91		A
CG	1	910.0000	219.0000	1.01		A
CG	2	988.0000	211.0000	1.10		A
CH	1	1020.0000	16.0000	1.13	A	A
CL	1	1060.0000	30.0000	1.18	N	A
CN	1	843.0000	57.3000	0.94	A	A
CS	1	1070.0000	328.6000	1.19		A
CU	1	652.0000	50.0000	0.73	A	N
CW	1	905.0000	46.0000	1.01	A	A
EG	1	838.0000	49.0000	0.93	W	A
FL	1	900.6000	16.3500	1.00	A	A
FN	1	904.0000	81.0000	1.01	A	A
FR	1	960.0000	150.0000	1.07	A	A
FU	1	985.0200	35.1100	1.10	A	A
GA	1	942.0000	191.0000	1.05	A	A
GC	3	875.7000		0.97	A	A
GC	2	840.3000		0.94	A	A
GC	1	841.1000		0.94	A	A
GE	1	1048.0000	117.7000	1.17	A	A
GT	1	1100.0000	100.0000	1.22	A	A

Values for elemental Uranium are reported in micrograms/filter, g or mL pCi/g or mL =Bq x 0.027

Evaluation: A=Acceptable, W=Acceptable with Warning, N=Not Acceptable

If the evaluation system is not appropriate for the types of analyses performed in your lab, apply site specific evaluation.

QAP 55 Results by Nuclide

Matrix: VE Vegetation Bq / kg
Radionuclide: K40

EML Value: 898.6700

EML Error: 48.2300

Labcode	Test Number	Reported Value	Reported Error	Reported EML	QAP 54 Evaluation	Evaluation
HU	1	973.0000	66.0000	1.08	A	A
ID	1	990.1000	54.5150	1.10	A	A
IO	1	841.0000	227.0000	0.94		A
IS	1	917.0000	115.0000	1.02	A	A
IT	1	964.0000	61.0000	1.07	A	A
KE	1	950.9900	3.7100	1.06	A	A
KR	2	1055.4000	59.8000	1.17	A	A
KR	3	1045.0000	54.3000	1.16	A	A
KR	1	1058.7000	77.5000	1.18	A	A
KR	5	1052.9000	31.4000	1.17	A	A
KR	4	1055.1000	64.4000	1.17	A	A
KS	1	862.0000	26.0000	0.96		A
LB	1	952.0000	71.0000	1.06	A	A
LM	1	1162.1000	60.0000	1.29	W	W
LV	1	915.0000	39.0000	1.02	A	A
ME	1	1099.0000	49.6000	1.22	A	A
ME	3	1140.0000	50.3000	1.27	A	W
ME	2	1136.0000	42.2000	1.26	A	W
NA	1	1049.0000	38.0000	1.17	A	A
NJ	3	874.0000	33.0000	0.97	A	A
NJ	1	874.0000	33.0000	0.97	A	A
NJ	2	874.0000	37.0000	0.97	A	A
NZ	1	886.0000	16.0000	0.99	N	A
OB	1	957.0000	192.0000	1.07	A	A
OC	1	870.0000	87.0000	0.97	A	A
OH	1	938.0000	31.0000	1.04	A	A
OT	1	866.0000	40.0000	0.96	A	A
OU	1	1010.0000	40.0000	1.12	A	A
PK	1	914.7000	40.8000	1.02	W	A
PS	1	2038.4800	70.6600	2.27	A	N
RA	1	750.0000	100.0000	0.83	A	W
RU	1	790.0000	31.6000	0.88	N	W
SB	1	971.1000	109.0000	1.08	A	A
SD	1	726.0000	75.0000	0.81		W
SE	1	851.0000	30.0000	0.95	A	A

Values for elemental Uranium are reported in micrograms/filter, g or mL pCi/g or mL =Bq x 0.027

Evaluation: A=Acceptable, W=Acceptable with Warning, N=Not Acceptable

If the evaluation system is not appropriate for the types of analyses performed in your lab, apply site specific evaluation.

QAP 55 Results by Nuclide

Matrix: VE Vegetation Bq / kg
Radionuclide: K40

EML Value: 898.6700
EML Error: 48.2300

Labcode	Test Number	Reported Value	Reported Error	Reported EML	QAP 54 Evaluation	Evaluation
SI	1	852.0000	19.0000	0.95	A	A
SN	1	1068.0000	126.0000	1.19	A	A
SR	1	1000.0000	147.0000	1.11	A	A
SW	1	1399.0000		1.56		N
SX	1	795.5000	52.2800	0.88	A	W
SY	1	881.0000	47.0000	0.98	A	A
TE	1	1023.0000	44.1000	1.14	A	A
TI	1	1090.0000	27.0000	1.21	A	A
TM	1	914.0000	115.0000	1.02	A	A
TN	1	811.4000	25.4000	0.90	W	A
TO	1	804.6580	49.4370	0.89	A	W
TP	1	901.1300	21.0800	1.00	A	A
TQ	1	924.0000	16.0000	1.03	A	A
TW	1	989.0000	21.5600	1.10	A	A
TX	1	1046.0000	24.0000	1.16	A	A
UC	1	1130.0000	121.0000	1.26	A	W
UY	1	877.0000	103.0000	0.98	A	A
WA	1	1010.0000	20.0000	1.12	A	A
WC	1	1080.0000	129.0000	1.20	A	A
WE	2	884.1000	43.2000	0.98	A	A
WE	1	945.8000	47.7000	1.05	A	A
WI	2	996.0000	131.0000	1.11	A	A
WI	1	984.0000	129.0000	1.10	A	A
WI	3	941.0000	124.0000	1.05	A	A
WN	1	1163.0000	55.0000	1.29	W	W
WN	3	1152.0000	56.0000	1.28	W	W
WN	2	1170.0000	50.0000	1.30	W	W
WO	2	989.7000	234.1000	1.10	A	A
WO	1	964.8000	156.4000	1.07	A	A
WT	1	933.5100	111.8600	1.04	A	A
YA	1	936.2000	8.8000	1.04	A	A

Total Number Reported: 100

Values for elemental Uranium are reported in micrograms/filter, g or mL pCi/g or mL =Bq x 0.027
Evaluation: A=Acceptable, W=Acceptable with Warning, N=Not Acceptable
 If the evaluation system is not appropriate for the types of analyses performed in your lab, apply site specific evaluation.

QAP 55 Results by Nuclide

Matrix: VE Vegetation Bq / kg
Radionuclide: PU238

EML Value: 0.8030
EML Error: 0.0818

Labcode	Test Number	Reported Value	Reported Error	<u>Reported EML</u>	QAP 54 Evaluation	Evaluation
AT	1	0.9860	0.4170	1.23	A	A
BU	1	0.6200	0.0500	0.77	A	A
CW	1	0.8010	0.0380	1.00	A	A
GT	1	0.9000	0.2000	1.12	A	A
LA	3	0.8065	0.0444	1.00		A
LA	2	0.8324	0.0481	1.04		A
LA	1	0.8324	0.0518	1.04		A
PS	1	1.3500	0.8300	1.68	A	W
RA	1	1.0000	0.2000	1.25	A	A
SD	1	0.9400	0.1200	1.17		A
WA	1	0.9000	0.4000	1.12	A	A

Total Number Reported: 11

Values for elemental Uranium are reported in micrograms/filter, g or mL pCi/g or mL =Bq x 0.027
Evaluation: A=Acceptable, W=Acceptable with Warning, N=Not Acceptable
 If the evaluation system is not appropriate for the types of analyses performed in your lab, apply site specific evaluation.

QAP 55 Results by Nuclide

Matrix: VE Vegetation Bq / kg
Radionuclide: PU239

EML Value: 11.0220
EML Error: 0.4300

Labcode	Test Number	Reported Value	Reported Error	Reported EML	QAP 54 Evaluation	Evaluation
AC	1	8.5000	0.7000	0.77		W
AG	1	9.3000	2.3000	0.84	A	W
AI	1	9.4000	0.0700	0.85		A
AM	1	4.9500	1.4800	0.45	A	N
AR	1	11.7500	2.0400	1.07	A	A
AT	1	10.8000	1.8060	0.98	A	A
AU	1	11.8000	1.3000	1.07	A	A
BE	1	11.5400	0.4800	1.05	A	A
BM	1	12.7100	1.5600	1.15	A	A
BU	1	10.8000	0.6000	0.98	W	A
BX	1	11.2000	1.2000	1.02	A	A
CH	1	11.8000	0.5400	1.07	A	A
CW	1	11.6200	0.2000	1.05	A	A
GE	1	9.7100	1.0900	0.88	A	A
GT	1	9.9000	2.0000	0.90	W	A
ID	1	10.2730	0.7270	0.93	W	A
IS	1	11.8000	2.4000	1.07	N	A
IT	1	10.7000	0.8000	0.97	A	A
LA	2	11.2357	0.3737	1.02	A	A
LA	1	11.2616	0.3811	1.02	A	A
LA	3	10.7991	0.3552	0.98	A	A
LL	1	10.8000	1.0960	0.98	A	A
ML	1	10.9300	2.0400	0.99	W	A
NA	1	10.4000	0.9000	0.94	W	A
OB	1	15.7000	7.0200	1.42	W	W
OT	1	11.0000	1.0000	1.00	A	A
PS	1	12.2400	2.9600	1.11	W	A
RA	1	14.0000	3.0000	1.27	A	W
RI	1	12.4000	1.1400	1.13	A	A
SD	1	12.0000	0.4000	1.09		A
SE	1	10.7000	1.3000	0.97		A
SE	2	10.5000	1.2000	0.95		A
SN	1	12.2000	2.6000	1.11	A	A
SR	1	9.4200	1.3600	0.86	A	A

Values for elemental Uranium are reported in micrograms/filter, g or mL pCi/g or mL =Bq x 0.027

Evaluation: A=Acceptable, W=Acceptable with Warning, N=Not Acceptable

If the evaluation system is not appropriate for the types of analyses performed in your lab, apply site specific evaluation.

QAP 55 Results by Nuclide

Matrix: VE Vegetation Bq / kg
Radionuclide: PU239

EML Value: 11.0220
EML Error: 0.4300

Labcode	Test Number	Reported Value	Reported Error	<u>Reported EML</u>	QAP 54 Evaluation	Evaluation
SW	1	15.3500		1.39		W
TE	1	8.9000	1.4000	0.81	A	W
TI	1	11.6000	2.1500	1.05	A	A
TM	1	10.4000	1.1000	0.94	A	A
TN	1	12.6600	1.7000	1.15	W	A
TO	1	11.0280	1.1640	1.00	A	A
TX	1	11.3000	0.5000	1.02	A	A
UY	1	10.6000	1.1000	0.96	A	A
WA	1	10.8000	0.9000	0.98	W	A
WC	1	11.1000	0.2500	1.01	A	A
WE	3	12.9000	1.4000	1.17	A	W
WE	1	11.1000	1.3000	1.01	A	A
WE	2	11.0000	1.3000	1.00	A	A
WI	2	11.2900	1.6700	1.02	A	A
WI	1	11.2500	1.6300	1.02	A	A
YA	1	10.6000	0.1100	0.96		A

Total Number Reported: 50

Values for elemental Uranium are reported in micrograms/filter, g or mL pCi/g or mL =Bq x 0.027
Evaluation: A=Acceptable, W=Acceptable with Warning, N=Not Acceptable
 If the evaluation system is not appropriate for the types of analyses performed in your lab, apply site specific evaluation.

QAP 55 Results by Nuclide

Matrix: VE Vegetation Bq / kg
Radionuclide: SR90

EML Value: 1612.8000
EML Error: 48.6000

Labcode	Test Number	Reported Value	Reported Error	Reported EML	QAP 54 Evaluation	Evaluation
AC	1	1330.0000	40.0000	0.82		A
AG	1	1363.0000	247.0000	0.85	A	A
AI	1	1322.0000	250.0000	0.82		A
AM	1	916.0200	34.4100	0.57	A	W
AR	1	1562.3000	43.8500	0.97	W	A
AT	1	1322.8330	71.8290	0.82	A	A
AU	1	1614.0000	60.0000	1.00	W	A
BE	1	1541.0000	84.0000	0.95	A	A
BM	1	1495.0000	39.0000	0.93	A	A
BU	1	1469.3300	3.0000	0.91	A	A
BX	1	1550.0000	80.0000	0.96	A	A
CH	1	1298.0000	13.0000	0.81	A	A
CL	1	1330.0000	40.0000	0.82	A	A
GE	1	1573.0000	12.8000	0.98	A	A
GT	1	850.0000	3.0000	0.53	A	W
ID	1	1266.6700	85.7000	0.79	A	A
IO	1	1158.0000	355.0000	0.72		W
IS	1	1626.0000	146.0000	1.01	N	A
IT	1	1640.0000	187.0000	1.02	A	A
KE	1	1688.2500	21.1900	1.05		A
NA	1	1482.0000	54.0000	0.92	A	A
OT	1	1293.0000	100.0000	0.80	A	A
PS	1	1532.1700	23.7100	0.95	A	A
RA	1	1240.0000	250.0000	0.77	A	A
RI	1	1080.0000	10.8000	0.67	A	W
RU	1	1616.6000	78.9000	1.00	A	A
SE	2	1500.0000	15.0000	0.93	A	A
SE	1	1410.0000	14.0000	0.87	A	A
SN	1	1484.0000	58.0000	0.92	A	A
SR	1	1578.0000	61.0000	0.98	A	A
SY	1	673.0000	27.0000	0.42	A	N
TE	1	1364.0000	18.4000	0.85	A	A
TI	1	1253.0000	23.3000	0.78	A	A
TM	1	1410.0000	30.0000	0.87	A	A

Values for elemental Uranium are reported in micrograms/filter, g or mL pCi/g or mL =Bq x 0.027

Evaluation: A=Acceptable, W=Acceptable with Warning, N=Not Acceptable

If the evaluation system is not appropriate for the types of analyses performed in your lab, apply site specific evaluation.

QAP 55 Results by Nuclide

Matrix: VE Vegetation Bq / kg
Radionuclide: SR90

EML Value: 1612.8000
EML Error: 48.6000

Labcode	Test Number	Reported Value	Reported Error	<u>Reported EML</u>	QAP 54 Evaluation	Evaluation
TN	1	1587.6000	37.3000	0.98	A	A
TO	1	1404.4380	14.0050	0.87	A	A
TQ	1	1477.0000	6.0000	0.92	A	A
TW	1	1232.0000	7.0400	0.76		A
TX	1	1509.0000	35.0000	0.94	A	A
UY	1	988.0000	21.0000	0.61	A	W
WA	1	1630.0000	30.0000	1.01	A	A
WC	1	1390.0000	203.0000	0.86	A	A
WE	1	1160.0000	84.0000	0.72	A	W
WE	3	1150.0000	87.0000	0.71	A	W
WE	2	1160.0000	84.0000	0.72	A	W
WI	2	1617.0000	129.0000	1.00	W	A
WI	3	1592.0000	118.0000	0.99	W	A
WI	1	1596.0000	133.0000	0.99	W	A
YA	1	1357.9000	12.1000	0.84	A	A

Total Number Reported: 49

Values for elemental Uranium are reported in micrograms/filter, g or mL pCi/g or mL =Bq x 0.027
Evaluation: A=Acceptable, W=Acceptable with Warning, N=Not Acceptable
 If the evaluation system is not appropriate for the types of analyses performed in your lab, apply site specific evaluation.

QAP 55 Results by Nuclide

Matrix: WA Water Bq / L
Radionuclide: AM241

EML Value: 0.7597
EML Error: 0.0397

Labcode	Test Number	Reported Value	Reported Error	Reported EML	QAP 54 Evaluation	Evaluation
AC	1	9.4000	0.4000	12.37	W	N
AG	1	0.7300	0.1200	0.96	A	A
AI	1	0.7000	0.0300	0.92	A	A
AM	1	0.7887	0.0712	1.04	W	A
AN	1	0.8200	0.1100	1.08	A	A
AR	1	0.7300	0.1300	0.96	A	A
AS	1	1.5000	0.8000	1.97	N	N
AT	1	0.6180	0.2590	0.81	A	W
AU	1	0.7700	0.1100	1.01	A	A
BE	1	0.7700	0.0400	1.01	A	A
BM	1	0.6600	0.0900	0.87	A	W
BU	1	0.7500	0.0400	0.99	A	A
BX	1	0.7270	0.1140	0.96	A	A
CB	1	0.7695	0.1498	1.01	A	A
CH	1	0.7700	0.0380	1.01	A	A
CL	1	0.9050	0.0790	1.19	A	A
CW	1	0.7490	0.0160	0.99	A	A
EC	4	0.7400	0.2800	0.97	A	A
EC	2	0.6800	0.2400	0.89	A	W
EC	5	0.8700	0.3000	1.14	A	A
EC	1	0.8300	0.2900	1.09	A	A
EC	3	0.7500	0.2900	0.99	A	A
EG	1	0.7600	0.0500	1.00	W	A
FM	1	1.1000	0.3000	1.45	A	W
GE	1	0.7780	0.0910	1.02	A	A
GT	1	0.7000	0.2000	0.92	A	A
IN	1	0.7700	0.0600	1.01	A	A
IS	1	0.6820	0.1280	0.90	A	W
IT	1	0.8900	0.0800	1.17	W	A
LA	2	0.6983	0.0186	0.92	A	A
LA	1	0.7079	0.0193	0.93	A	A
LA	3	0.7054	0.0205	0.93	A	A
LM	1	1.0390	0.9100	1.37	A	W
LV	1	1.3500	0.2500	1.78	W	N

Values for elemental Uranium are reported in micrograms/filter, g or mL pCi/g or mL =Bq x 0.027

Evaluation: A=Acceptable, W=Acceptable with Warning, N=Not Acceptable

If the evaluation system is not appropriate for the types of analyses performed in your lab, apply site specific evaluation.

QAP 55 Results by Nuclide

Matrix: WA Water Bq / L
Radionuclide: AM241

EML Value: 0.7597
EML Error: 0.0397

Labcode	Test Number	Reported Value	Reported Error	Reported EML	QAP 54 Evaluation	Evaluation
LW	1	0.6400	0.0676	0.84	A	W
ME	1	0.7000	0.1000	0.92	W	A
ME	3	0.7000	0.1000	0.92	W	A
ME	2	0.5000	0.1000	0.66	W	N
NF	1	0.8390	0.0823	1.10	A	A
NJ	2	0.5000	0.4600	0.66	A	N
NJ	1	0.6000	0.3500	0.79	A	W
NJ	3	0.6600	0.3600	0.87	A	W
NM	1	0.8000	0.0210	1.05	A	A
NQ	1	0.7620	0.0510	1.00	W	A
OB	1	0.7660	0.2280	1.01	A	A
OD	1	0.7600	0.0700	1.00	A	A
OK	1	0.7000	0.0500	0.92	A	A
OT	1	0.7600	0.0600	1.00	A	A
RI	1	0.7770	0.0979	1.02	W	A
SD	1	0.6950	0.0700	0.92		A
SE	1	0.7970	0.0310	1.05		A
SI	1	0.8000	0.1000	1.05	A	A
SK	1	0.7700	0.2100	1.01		A
SN	1	0.7300	0.1410	0.96		A
SR	1	0.6890	0.0960	0.91	A	A
TE	1	0.7000	0.1000	0.92	W	A
TI	1	0.7630	0.1300	1.00	W	A
TM	1	0.8470	0.0650	1.12	W	A
TN	1	0.7030	0.0400	0.93	A	A
TO	1	0.7320	0.0770	0.96	A	A
TX	1	0.7790	0.0430	1.02		A
UY	1	0.6500	0.0730	0.86	W	W
WA	1	0.6900	0.0700	0.91	A	A
WC	1	0.7030	0.1310	0.93	A	A
WE	3	0.7840	0.1650	1.03	A	A
WE	1	0.7880	0.1700	1.04	A	A
WE	2	0.7500	0.1600	0.99	A	A
WI	2	0.6640	0.1660	0.87	A	W
WI	3	0.8040	0.1650	1.06	A	A

Values for elemental Uranium are reported in micrograms/filter, g or mL pCi/g or mL =Bq x 0.027

Evaluation: A=Acceptable, W=Acceptable with Warning, N=Not Acceptable

If the evaluation system is not appropriate for the types of analyses performed in your lab, apply site specific evaluation.

QAP 55 Results by Nuclide

Matrix: WA Water Bq / L
Radionuclide: AM241

EML Value: 0.7597
EML Error: 0.0397

Labcode	Test Number	Reported Value	Reported Error	<u>Reported EML</u>	QAP 54 Evaluation	Evaluation
WI	1	0.7570	0.1590	1.00	A	A
YA	1	0.7617	0.0090	1.00	A	A

Total Number Reported: 71

Values for elemental Uranium are reported in micrograms/filter, g or mL pCi/g or mL =Bq x 0.027
Evaluation: A=Acceptable, W=Acceptable with Warning, N=Not Acceptable
If the evaluation system is not appropriate for the types of analyses performed in your lab, apply site specific evaluation.

QAP 55 Results by Nuclide

Matrix: WA Water Bq / L
Radionuclide: Bq U

EML Value: 2.3720
EML Error: 0.1180

Labcode	Test Number	Reported Value	Reported Error	Reported EML	QAP 54 Evaluation	Evaluation
AI	1	1.9200	0.0400	0.81	W	W
AM	1	2.6500	0.2100	1.12	A	A
AT	1	2.2560	0.2330	0.95	A	A
BU	1	2.5000	0.2000	1.05	A	A
CH	1	2.2700	0.1060	0.96	A	A
HT	1	2.5000	0.1500	1.05	A	A
IN	1	2.0800	0.0300	0.88	A	W
IO	1	2.3000	0.2000	0.97		A
LL	1	1.9400	0.0838	0.82		W
MJ	1	2.0000	0.6000	0.84		W
NJ	3	2.3000	0.2000	0.97	A	A
NJ	2	2.4000	0.2000	1.01	A	A
NJ	1	2.3000	0.2000	0.97	A	A
NS	1	2.5090	0.6160	1.06	N	A
NS	2	2.5520	0.6210	1.08	N	A
NS	3	2.4880	0.6140	1.05	N	A
OH	1	1.7200	0.3700	0.73	W	N
OT	1	2.6000	0.2000	1.10	A	A
TE	1	2.2000	0.2000	0.93		A
UY	1	2.1900	0.2700	0.92	W	A
WA	1	2.0700	0.1600	0.87	A	W
WI	3	2.1700	0.2370	0.92	A	A
WI	1	2.2300	0.2390	0.94	A	A
WI	2	2.2800	0.2470	0.96	A	A
WO	2	1.8780	0.0230	0.79	W	W
WO	1	2.1760	0.0130	0.92	W	A
WT	1	2.2500	0.4000	0.95		A

Total Number Reported: 27

Values for elemental Uranium are reported in micrograms/filter, g or mL pCi/g or mL =Bq x 0.027

Evaluation: A=Acceptable, W=Acceptable with Warning, N=Not Acceptable

If the evaluation system is not appropriate for the types of analyses performed in your lab, apply site specific evaluation.

QAP 55 Results by Nuclide

Matrix: WA Water Bq / L
Radionuclide: CO60

EML Value: 209.0000
EML Error: 7.5900

Labcode	Test Number	Reported Value	Reported Error	Reported EML	QAP 54 Evaluation	Evaluation
AC	1	194.0000	5.0000	0.93	A	A
AG	1	193.0000	32.0000	0.92	A	A
AI	1	187.4000	28.1000	0.90	A	W
AM	1	213.2300	0.9300	1.02	A	A
AN	1	209.0000	7.0000	1.00	A	A
AR	1	204.0000	35.4000	0.98	A	A
AS	1	215.4000	1.6000	1.03	A	A
AT	1	205.5330	13.7330	0.98	A	A
AU	1	212.7000	7.3000	1.02	A	A
AW	1	210.0000	17.0000	1.00	A	A
BA	1	203.4000	6.4500	0.97	W	A
BE	1	218.0000	20.0000	1.04	A	A
BM	1	204.0000	13.8000	0.98	A	A
BN	1	208.1000	11.4200	1.00	A	A
BQ	1	208.0000	1.0000	1.00	W	A
BU	1	200.0000	10.0000	0.96	A	A
BX	1	212.0000	10.0000	1.01	A	A
CA	1	207.0000	21.0000	0.99	A	A
CB	1	204.3000	7.9000	0.98	A	A
CD	1	200.0000	5.0000	0.96	A	A
CE	1	192.0000	9.6000	0.92	A	A
CF	2	208.3000	1.3000	1.00	A	A
CF	1	204.2000	1.2000	0.98	A	A
CF	3	205.4000	1.7000	0.98	A	A
CG	2	199.0000	5.0000	0.95		A
CG	3	200.0000	5.0000	0.96		A
CG	1	195.0000	5.0000	0.93		A
CH	1	189.0000	1.3000	0.90	A	A
CL	1	210.0000	1.0000	1.00	A	A
CM	1	205.0000	4.0000	0.98	A	A
CM	3	205.0000	4.0000	0.98	A	A
CM	4	207.0000	4.0000	0.99	A	A
CM	2	207.0000	4.0000	0.99	A	A
CS	1	238.1000	19.6100	1.14	A	W

Values for elemental Uranium are reported in micrograms/filter, g or mL pCi/g or mL =Bq x 0.027

Evaluation: A=Acceptable, W=Acceptable with Warning, N=Not Acceptable

If the evaluation system is not appropriate for the types of analyses performed in your lab, apply site specific evaluation.

QAP 55 Results by Nuclide

Matrix: WA Water Bq / L
Radionuclide: CO60

EML Value: 209.0000
EML Error: 7.5900

Labcode	Test Number	Reported Value	Reported Error	Reported EML	QAP 54 Evaluation	Evaluation
CU	1	205.0000	2.0000	0.98	A	A
CW	1	211.0000	4.0000	1.01	A	A
EC	1	224.4000	5.8700	1.07	A	A
EC	2	224.8000	6.0700	1.08	A	A
EC	5	224.6000	6.2400	1.08	A	A
EC	3	224.7000	6.0800	1.08	A	A
EC	4	224.5000	6.0700	1.07	A	A
EG	1	209.0000	14.6000	1.00	A	A
EP	1	212.4300	12.8000	1.02	A	A
FE	1	219.2500	2.6400	1.05	A	A
FG	1	204.7700	33.0000	0.98	A	A
FL	1	211.1200	0.7200	1.01	A	A
FM	1	214.0000	3.0000	1.02	A	A
FN	1	214.0000	13.0000	1.02	A	A
GC	2	173.0000		0.83	A	W
GC	1	200.8000		0.96	A	A
GD	1	188.0000	6.0000	0.90		A
GE	1	216.4000	24.2000	1.03	A	A
GT	1	210.0000	28.0000	1.00	A	A
HU	1	181.1000	3.8000	0.87	W	W
IL	1	215.1000	2.2000	1.03	A	A
IN	1	224.3000	9.3000	1.07	A	A
IO	1	211.7300	11.1200	1.01		A
IS	1	214.0000	17.0000	1.02	A	A
IT	1	152.0000	9.0000	0.73	A	N
JL	3	205.0000	6.0000	0.98	A	A
JL	2	207.0000	6.0000	0.99	A	A
JL	1	210.0000	5.0000	1.00	A	A
KA	1	201.5700	15.6800	0.96	A	A
KS	1	219.0000	4.0000	1.05		A
LB	1	214.0000	14.0000	1.02	A	A
LL	1	223.0000	18.4000	1.07	A	A
LM	1	232.2000	1.7200	1.11	W	A
LN	1	218.0000	14.1400	1.04	A	A
LV	1	207.0000	6.0000	0.99	A	A

Values for elemental Uranium are reported in micrograms/filter, g or mL pCi/g or mL =Bq x 0.027

Evaluation: A=Acceptable, W=Acceptable with Warning, N=Not Acceptable

If the evaluation system is not appropriate for the types of analyses performed in your lab, apply site specific evaluation.

QAP 55 Results by Nuclide

Matrix: WA Water Bq / L
Radionuclide: CO60

EML Value: 209.0000
EML Error: 7.5900

Labcode	Test Number	Reported Value	Reported Error	Reported EML	QAP 54 Evaluation	Evaluation
LW	1	180.0000	18.8000	0.86	A	W
ME	2	223.0000	3.0000	1.07	A	A
ME	1	228.0000	4.0000	1.09	A	A
ME	3	225.0000	4.0000	1.08	A	A
MH	1	204.4000	9.3000	0.98	A	A
MJ	1	215.0000	8.0000	1.03		A
MS	1	212.0000	21.0000	1.01	A	A
NA	1	195.0000	6.0000	0.93	A	A
NJ	3	206.0000	3.0000	0.99	A	A
NJ	2	206.0000	3.0000	0.99	A	A
NJ	1	208.0000	3.0000	1.00	A	A
NL	1	208.0000	7.0000	1.00	A	A
NP	1	212.1000	2.1000	1.01	A	A
NQ	1	212.6000	23.1000	1.02	A	A
NR	1	213.1000	42.6000	1.02	A	A
NZ	1	220.3000	3.8000	1.05	W	A
OB	1	212.0000	27.7000	1.01	A	A
OC	1	210.0000	21.0000	1.00	A	A
OD	1	218.6000	5.4000	1.05	A	A
OH	1	200.8000	3.1000	0.96	A	A
OK	1	242.4000	3.2000	1.16	A	W
OT	1	225.0000	10.0000	1.08	A	A
OU	1	206.0000	20.0000	0.99	A	A
PR	1	54.9200	0.0130	0.26	A	N
PS	1	190.9000	2.0200	0.91	W	A
RC	1	212.0000	8.0000	1.01	A	A
RI	1	217.0000	2.8400	1.04	A	A
RM	1	208.0000	3.0000	1.00	A	A
RU	1	201.0000	12.0000	0.96	W	A
SA	1	214.0000	10.0000	1.02	A	A
SB	1	209.2000	15.1000	1.00	A	A
SB	2	210.0000	15.0000	1.00	A	A
SD	1	175.0000	18.0000	0.84		W
SE	1	193.0000	2.0000	0.92	A	A
SI	1	205.0000	4.0000	0.98	A	A

Values for elemental Uranium are reported in micrograms/filter, g or mL pCi/g or mL =Bq x 0.027

Evaluation: A=Acceptable, W=Acceptable with Warning, N=Not Acceptable

If the evaluation system is not appropriate for the types of analyses performed in your lab, apply site specific evaluation.

QAP 55 Results by Nuclide

Matrix: WA Water Bq / L
Radionuclide: CO60

EML Value: 209.0000
EML Error: 7.5900

Labcode	Test Number	Reported Value	Reported Error	Reported EML	QAP 54 Evaluation	Evaluation
SK	1	206.0000	19.0000	0.99		A
SL	1	215.7600	29.1500	1.03		A
SN	1	211.0000	22.0000	1.01	A	A
SR	1	207.0000	15.0000	0.99	A	A
SX	1	181.7200	8.0700	0.87	A	W
SY	1	204.0000	5.8100	0.98		A
TE	1	206.7000	4.7000	0.99	A	A
TI	1	207.3000	3.5000	0.99	A	A
TK	1	205.3500	21.5000	0.98		A
TM	1	216.0000	5.0000	1.03	A	A
TN	1	228.4000	2.3000	1.09	A	A
TO	1	220.7190	8.3700	1.06	A	A
TP	1	205.5600	1.4600	0.98	A	A
TQ	1	201.0000	2.5000	0.96	A	A
TW	1	206.0000	1.4200	0.99	A	A
TX	1	217.0000	1.0000	1.04	A	A
UC	1	221.0000	22.3000	1.06	A	A
UY	1	204.0000	15.0000	0.98	A	A
WA	1	215.0000	2.0000	1.03	A	A
WC	1	217.0000	16.8000	1.04	A	A
WE	2	208.6000	9.3000	1.00	A	A
WE	1	209.6000	5.6000	1.00	A	A
WI	3	217.0000	29.3000	1.04	A	A
WI	2	209.0000	27.9000	1.00	A	A
WI	1	208.0000	27.7000	1.00	A	A
WN	3	207.0000	5.0000	0.99	A	A
WN	1	206.0000	5.0000	0.99	A	A
WN	2	208.0000	5.0000	1.00	A	A
WO	2	213.0000	55.5000	1.02	A	A
WO	1	216.8000	45.0000	1.04	A	A
WT	1	233.8400	10.0000	1.12	W	A
WV	1	215.7000	2.2400	1.03	A	A
YA	1	199.9500	0.9700	0.96	A	A
YU	1	196.6000	3.1000	0.94		A

Values for elemental Uranium are reported in micrograms/filter, g or mL pCi/g or mL =Bq x 0.027

Evaluation: A=Acceptable, W=Acceptable with Warning, N=Not Acceptable

If the evaluation system is not appropriate for the types of analyses performed in your lab, apply site specific evaluation.

QAP 55 Results by Nuclide

Matrix: WA Water Bq / L
Radionuclide: CO60

EML Value: 209.0000
EML Error: 7.5900

Labcode	Test Number	Reported Value	Reported Error	<u>Reported EML</u>	QAP 54 Evaluation	Evaluation
---------	-------------	----------------	----------------	---------------------	-------------------	------------

Total Number Reported: 138

Values for elemental Uranium are reported in micrograms/filter, g or mL pCi/g or mL =Bq x 0.027
Evaluation: A=Acceptable, W=Acceptable with Warning, N=Not Acceptable
If the evaluation system is not appropriate for the types of analyses performed in your lab, apply site specific evaluation.

QAP 55 Results by Nuclide

Matrix: WA Water Bq / L
Radionuclide: CS137

EML Value: 45.1330
EML Error: 2.4670

Labcode	Test Number	Reported Value	Reported Error	Reported EML	QAP 54 Evaluation	Evaluation
AC	1	49.6000	2.8000	1.10	A	A
AG	1	46.0000	7.6000	1.02	A	A
AI	1	45.2000	2.1000	1.00	A	A
AM	1	50.0300	0.6900	1.11	A	A
AN	1	45.0000	2.0000	1.00	A	A
AR	1	47.2600	8.0700	1.05	A	A
AS	1	52.1000	1.4000	1.15	W	W
AT	1	46.4700	5.0500	1.03	A	A
AU	1	48.0000	1.3000	1.06	A	A
AW	1	47.0000	4.0000	1.04	A	A
BA	1	49.2100	5.7100	1.09	W	A
BE	1	44.0000	5.0000	0.98	A	A
BM	1	46.0000	6.1000	1.02	A	A
BN	1	49.0000	5.4600	1.09	A	A
BQ	1	42.7000	0.6000	0.95	A	A
BU	1	44.0000	2.0000	0.98	A	A
BX	1	44.8000	1.7000	0.99	A	A
CA	1	48.2000	4.8000	1.07	A	A
CB	1	47.1000	2.9000	1.04	A	A
CD	1	45.0000	2.0000	1.00	A	A
CE	1	44.5000	3.6000	0.99	A	A
CF	1	45.9000	0.6000	1.02	A	A
CF	2	46.3000	0.6000	1.03	A	A
CF	3	45.7000	0.8000	1.01	A	A
CG	2	43.8000	2.5000	0.97		A
CG	3	43.8000	2.5000	0.97		A
CG	1	43.3000	2.5000	0.96		A
CH	1	41.6000	0.6500	0.92	A	A
CL	1	47.4000	0.4000	1.05	A	A
CM	2	46.0000	1.0000	1.02	A	A
CM	3	46.0000	1.0000	1.02	A	A
CM	1	46.0000	1.0000	1.02	A	A
CM	4	46.0000	1.0000	1.02	A	A
CS	1	54.5100	4.6100	1.21	A	W

Values for elemental Uranium are reported in micrograms/filter, g or mL pCi/g or mL =Bq x 0.027

Evaluation: A=Acceptable, W=Acceptable with Warning, N=Not Acceptable

If the evaluation system is not appropriate for the types of analyses performed in your lab, apply site specific evaluation.

QAP 55 Results by Nuclide

Matrix: WA Water Bq / L
Radionuclide: CS137

EML Value: 45.1330
EML Error: 2.4670

Labcode	Test Number	Reported Value	Reported Error	Reported EML	QAP 54 Evaluation	Evaluation
CU	1	46.0000	2.0000	1.02	A	A
CW	1	45.4000	1.1000	1.01	A	A
EC	1	48.1000	1.7100	1.07	A	A
EC	5	48.6000	2.1000	1.08	A	A
EC	4	48.4000	1.9200	1.07	A	A
EC	3	48.6000	1.9200	1.08	A	A
EC	2	48.2000	1.9100	1.07	A	A
EG	1	46.0000	3.6000	1.02	A	A
EP	1	47.5100	3.4000	1.05	A	A
FE	1	51.5000	1.0900	1.14	A	A
FG	1	43.7900	5.3000	0.97	A	A
FL	1	48.5600	0.5800	1.08	A	A
FM	1	50.0000	1.0000	1.11	A	A
FN	1	45.0000	4.1000	1.00	A	A
GC	2	41.5300		0.92	A	A
GC	1	44.9300		1.00	A	A
GD	1	43.0000	3.0000	0.95		A
GE	1	47.6000	5.1700	1.05	A	A
GT	1	48.0000	12.0000	1.06	A	A
HU	1	39.5000	1.3000	0.88	W	W
IL	1	48.2000	0.6000	1.07	A	A
IN	1	49.3000	3.3000	1.09	A	A
IO	1	47.9900	5.5000	1.06		A
IS	1	49.2000	6.7000	1.09	A	A
IT	1	33.0000	2.0000	0.73	A	N
JL	3	47.7000	3.0000	1.06	A	A
JL	1	47.5000	3.0000	1.05	A	A
JL	2	47.4000	2.0000	1.05	A	A
KA	1	45.0700	5.3200	1.00	A	A
KS	1	45.1000	2.3000	1.00		A
LB	1	47.0000	3.0000	1.04	A	A
LL	1	48.7000	6.2200	1.08	A	A
LM	1	53.3790	0.9300	1.18	N	W
LN	1	49.1000	1.1300	1.09	A	A
LV	1	46.0000	1.8000	1.02	A	A

Values for elemental Uranium are reported in micrograms/filter, g or mL pCi/g or mL =Bq x 0.027

Evaluation: A=Acceptable, W=Acceptable with Warning, N=Not Acceptable

If the evaluation system is not appropriate for the types of analyses performed in your lab, apply site specific evaluation.

QAP 55 Results by Nuclide

Matrix: WA Water Bq / L
Radionuclide: CS137

EML Value: 45.1330
EML Error: 2.4670

Labcode	Test Number	Reported Value	Reported Error	Reported EML	QAP 54 Evaluation	Evaluation
LW	1	40.0000	8.2000	0.89	A	W
ME	2	50.7000	1.2000	1.12	A	A
ME	3	49.6000	1.2000	1.10	A	A
ME	1	50.7000	1.4000	1.12	A	A
MH	1	45.7000	3.4000	1.01	A	A
MJ	1	49.0000	3.0000	1.09		A
MS	1	46.5000	4.7000	1.03	A	A
NA	1	45.9000	1.6000	1.02	A	A
NJ	1	47.0000	3.0000	1.04	A	A
NJ	2	47.0000	4.0000	1.04	A	A
NJ	3	46.0000	3.0000	1.02	A	A
NL	1	48.9000	2.5000	1.08	A	A
NP	1	46.4000	1.3000	1.03	A	A
NQ	1	48.0000	5.7000	1.06	A	A
NR	1	47.7000	9.5000	1.06	A	A
NZ	1	50.4600	0.9700	1.12	W	A
OB	1	46.8000	8.9700	1.04	A	A
OC	1	48.0000	4.8000	1.06	A	A
OD	1	49.0000	3.7000	1.09	A	A
OH	1	47.8000	1.7000	1.06	A	A
OK	1	54.4000	1.3000	1.21	A	W
OT	1	51.0000	2.0000	1.13	A	A
OU	1	46.8000	5.0000	1.04	A	A
PR	1	47.9100	0.2500	1.06	A	A
PS	1	42.5500	0.9900	0.94	W	A
RC	1	46.2000	1.6000	1.02	A	A
RI	1	50.2000	2.2500	1.11	N	A
RM	1	48.0000	3.0000	1.06	A	A
RU	1	47.9000	3.0000	1.06	A	A
SA	1	46.9000	2.2000	1.04	A	A
SB	1	46.1800	4.5100	1.02	A	A
SB	2	46.3200	5.0200	1.03	A	A
SD	1	38.9000	4.0000	0.86		W
SE	1	46.8000	0.5000	1.04	A	A
SI	1	45.4000	0.9000	1.01	A	A

Values for elemental Uranium are reported in micrograms/filter, g or mL pCi/g or mL =Bq x 0.027

Evaluation: A=Acceptable, W=Acceptable with Warning, N=Not Acceptable

If the evaluation system is not appropriate for the types of analyses performed in your lab, apply site specific evaluation.

QAP 55 Results by Nuclide

Matrix: WA Water Bq / L
Radionuclide: CS137

EML Value: 45.1330
EML Error: 2.4670

Labcode	Test Number	Reported Value	Reported Error	Reported EML	QAP 54 Evaluation	Evaluation
SK	1	47.1000	4.4000	1.04		A
SL	1	73.9300	31.3100	1.64		N
SN	1	44.7650	4.7130	0.99	A	A
SR	1	47.0000	5.0000	1.04	A	A
SX	1	42.8700	3.4000	0.95	A	A
SY	1	48.6500	1.9800	1.08		A
TE	1	46.6000	0.8000	1.03	A	A
TI	1	47.7000	1.8000	1.06	A	A
TK	1	47.4700	5.6600	1.05		A
TM	1	48.4000	2.0000	1.07	A	A
TN	1	52.2500	1.2700	1.16	A	W
TO	1	49.9130	2.7160	1.11	A	A
TP	1	45.8500	1.5900	1.02	A	A
TQ	1	47.0000	0.6000	1.04	A	A
TW	1	47.1000	0.8700	1.04	A	A
TX	1	48.7000	0.7000	1.08	A	A
UC	1	50.0000	5.6000	1.11	A	A
UY	1	47.4000	6.4000	1.05	A	A
WA	1	48.0000	1.6000	1.06	A	A
WC	1	49.9000	6.7000	1.11	A	A
WE	1	47.2000	1.9000	1.05	A	A
WE	2	48.9000	3.4000	1.08	A	A
WI	1	45.4000	6.2800	1.01	A	A
WI	3	45.6000	6.4500	1.01	A	A
WI	2	45.6000	6.3000	1.01	A	A
WN	3	46.7000	1.8000	1.03	A	A
WN	2	47.0000	1.8000	1.04	A	A
WN	1	46.7000	1.8000	1.03	A	A
WO	1	46.4600	7.6400	1.03	A	A
WO	2	47.3200	9.6200	1.05	A	A
WT	1	56.9800	4.0000	1.26	W	N
WV	1	48.1000	1.1000	1.07	A	A
YA	1	43.3900	0.6100	0.96	A	A
YU	1	41.9000	1.0000	0.93		A

Values for elemental Uranium are reported in micrograms/filter, g or mL pCi/g or mL =Bq x 0.027

Evaluation: A=Acceptable, W=Acceptable with Warning, N=Not Acceptable

If the evaluation system is not appropriate for the types of analyses performed in your lab, apply site specific evaluation.

QAP 55 Results by Nuclide

Matrix: WA Water Bq / L
Radionuclide: CS137

EML Value: 45.1330
EML Error: 2.4670

Labcode	Test Number	Reported Value	Reported Error	<u>Reported EML</u>	QAP 54 Evaluation	Evaluation
---------	-------------	----------------	----------------	---------------------	-------------------	------------

Total Number Reported: 138

Values for elemental Uranium are reported in micrograms/filter, g or mL pCi/g or mL =Bq x 0.027

Evaluation: A=Acceptable, W=Acceptable with Warning, N=Not Acceptable

If the evaluation system is not appropriate for the types of analyses performed in your lab, apply site specific evaluation.

QAP 55 Results by Nuclide

Matrix: WA Water Bq/L
Radionuclide: GROSS ALPHA

EML Value:1150.0000

EML Error: 115.0000

Labcode	Test Number	Reported Value	Reported Error	Reported EML	QAP 54 Evaluation	Evaluation
AG	1	960.0000	133.0000	0.83	A	A
AI	1	946.0000	19.0000	0.82	N	A
AM	1	1243.7200	14.5800	1.08	A	A
AP	2	135.0000	0.0800	0.12		N
AR	1	1000.3000	151.7000	0.87	A	A
AS	1	1059.1000	36.0000	0.92	A	A
AT	1	1150.0000	58.4670	1.00	A	A
AU	1	1232.0000	383.0000	1.07	A	A
BE	1	1224.0000	118.0000	1.06	A	A
BN	1	607.9000	50.0000	0.53	N	N
BQ	1	3270.0000	300.0000	2.84	A	N
BX	1	1210.0000	40.0000	1.05	A	A
CA	1	428.0000	43.0000	0.37		N
CE	1	871.0000	54.0000	0.76	A	W
CH	1	1275.0000	46.0000	1.11	A	A
CM	4	1327.0000	20.0000	1.15	A	W
CM	3	1348.0000	21.0000	1.17	A	W
CM	1	1371.0000	21.0000	1.19	A	W
CM	2	1365.0000	21.0000	1.19	A	W
CW	1	1125.0000	33.0000	0.98	A	A
EG	1	1143.0000	69.0000	0.99	N	A
FG	1	1205.7000	98.0000	1.05	A	A
FL	1	1179.6500	28.0300	1.03	A	A
FN	1	938.0000	56.0000	0.82	A	A
GE	1	1310.0000	26.4000	1.14	A	W
GS	1	1439.8000	58.2000	1.25	A	W
GT	1	1100.0000	100.0000	0.96	A	A
HC	1	1750.0000	230.0000	1.52	A	N
IL	1	830.5000	16.9000	0.72	A	W
IO	1	1161.0000	250.0000	1.01		A
IS	1	1049.0000	5.0000	0.91	W	A
IT	1	951.0000	104.0000	0.83	A	A
KA	1	1188.1300	122.7600	1.03	A	A
KS	1	908.0000	10.0000	0.79		A

Values for elemental Uranium are reported in micrograms/filter, g or mL pCi/g or mL =Bq x 0.027

Evaluation: A=Acceptable, W=Acceptable with Warning, N=Not Acceptable

If the evaluation system is not appropriate for the types of analyses performed in your lab, apply site specific evaluation.

QAP 55 Results by Nuclide

Matrix: WA Water Bq/L
Radionuclide: GROSS ALPHA

EML Value:1150.0000

EML Error: 115.0000

Labcode	Test Number	Reported Value	Reported Error	Reported EML	QAP 54 Evaluation	Evaluation
LA	3	1768.4000	373.7000	1.54	A	N
LA	1	1764.7000	373.7000	1.53	A	N
LA	2	1761.0000	370.0000	1.53	A	N
LB	1	1546.0000	154.0000	1.34	A	N
LM	1	909.7800	157.7740	0.79	A	A
LV	1	1350.0000	30.0000	1.17	A	W
LW	1	1000.0000	66.0000	0.87	A	A
MH	1	1342.4600	4.4600	1.17	A	W
MJ	1	1182.0000	120.0000	1.03		A
NJ	2	940.0000	20.0000	0.82	A	A
NJ	3	1010.0000	20.0000	0.88	A	A
NJ	1	840.0000	20.0000	0.73	A	W
NL	1	1190.0000	120.0000	1.03	A	A
NQ	1	1313.0000	83.0000	1.14		W
NZ	1	1486.0000	55.0000	1.29	W	N
OB	1	1830.0000	178.0000	1.59	A	N
OC	1	1100.0000	110.0000	0.96	A	A
OH	1	1413.0000	66.0000	1.23	A	W
OK	1	1141.0000	57.0000	0.99	A	A
OT	1	1075.0000	100.0000	0.94	A	A
OU	1	1370.0000	172.0000	1.19	A	W
PS	1	1306.2400	19.8200	1.14	A	W
RG	1	1064.4000	151.6000	0.93	A	A
RI	1	1130.0000	23.8000	0.98	A	A
SA	1	1294.0000	294.0000	1.13	A	W
SB	1	1080.9310	36.7820	0.94	A	A
SB	2	1168.4630	38.2310	1.02	A	A
SD	1	1080.0000	69.0000	0.94		A
SN	1	833.0000	76.8000	0.72	W	W
SR	1	1228.0000	214.0000	1.07	A	A
TE	1	1220.0000	32.0000	1.06	A	A
TI	1	1333.0000	100.0000	1.16	A	W
TM	1	1190.0000	40.0000	1.03	N	A
TN	1	1054.0000	53.0000	0.92	N	A
TO	1	1092.9540	16.0550	0.95		A

Values for elemental Uranium are reported in micrograms/filter, g or mL pCi/g or mL =Bq x 0.027

Evaluation: A=Acceptable, W=Acceptable with Warning, N=Not Acceptable

If the evaluation system is not appropriate for the types of analyses performed in your lab, apply site specific evaluation.

QAP 55 Results by Nuclide

Matrix: WA Water Bq / L
Radionuclide: GROSS ALPHA

EML Value: 1150.0000
EML Error: 115.0000

Labcode	Test Number	Reported Value	Reported Error	Reported EML	QAP 54 Evaluation	Evaluation
TQ	2	1196.0000	37.0000	1.04	A	A
TQ	1	1210.0000	24.0000	1.05	A	A
TW	1	1006.0000	25.6100	0.88	A	A
TX	1	1273.0000	33.0000	1.11	N	A
UY	1	1000.0000	41.0000	0.87	A	A
WA	1	936.0000	81.0000	0.81	A	A
WC	1	1150.0000	122.0000	1.00	A	A
WE	1	854.0000	159.0000	0.74	A	W
WE	2	913.0000	170.0000	0.79	A	A
WE	3	932.0000	173.0000	0.81	A	A
WO	1	1220.0000	80.0000	1.06	A	A
WO	2	1108.0000	41.0000	0.96	A	A
WT	1	1122.0000	57.0000	0.98	W	A
WV	1	1234.0000	84.7000	1.07	A	A
YA	1	942.5100	9.8300	0.82	A	A

Total Number Reported: 84

Values for elemental Uranium are reported in micrograms/filter, g or mL pCi/g or mL =Bq x 0.027
Evaluation: A=Acceptable, W=Acceptable with Warning, N=Not Acceptable
 If the evaluation system is not appropriate for the types of analyses performed in your lab, apply site specific evaluation.

QAP 55 Results by Nuclide

Matrix: WA Water Bq/L
Radionuclide: GROSS BETA

EML Value:7970.0000
EML Error: 800.0000

Labcode	Test Number	Reported Value	Reported Error	Reported EML	QAP 54 Evaluation	Evaluation
AG	1	7440.0000	1000.0000	0.93	A	A
AI	1	7318.0000	512.0000	0.92	A	A
AM	1	7030.9800	24.7300	0.88	A	A
AP	2	577.0000	0.2400	0.07		N
AR	1	7189.1001	1091.5000	0.90	A	A
AS	1	7351.5000	71.3000	0.92	A	A
AT	1	7573.3330	402.6670	0.95	A	A
AU	1	7646.0000	2418.0000	0.96	A	A
BE	1	8005.0000	731.0000	1.00	A	A
BN	1	6842.1001	138.7000	0.86	A	A
BQ	1	6040.0000	400.0000	0.76	A	A
BX	1	6790.0000	70.0000	0.85	A	A
CA	1	9720.0000	970.0000	1.22	N	A
CD	1	7200.0000	120.0000	0.90	A	A
CE	1	7440.0000	308.0000	0.93	A	A
CH	1	8025.0000	52.0000	1.01	A	A
CM	2	7219.0000	41.0000	0.91	W	A
CM	4	7139.0000	41.0000	0.90	W	A
CM	1	7142.0000	41.0000	0.90	W	A
CM	3	7086.0000	41.0000	0.89	W	A
CW	1	7701.0000	179.0000	0.97	A	A
EG	1	9065.0000	36.0000	1.14	A	A
FG	1	8045.0000	205.0000	1.01	A	A
FL	1	7510.0498	47.0100	0.94	A	A
FN	1	8540.0000	210.0000	1.07	A	A
GE	1	8349.0000	51.8000	1.05	A	A
GS	1	8622.5996	48.1000	1.08	A	A
GT	1	7300.0000	700.0000	0.92	A	A
HC	1	12100.0000	1100.0000	1.52	A	N
HU	1	5445.0000	65.0000	0.68	A	W
IL	1	7569.5000	45.0000	0.95	A	A
IO	1	7558.0000	419.0000	0.95		A
IS	1	7770.0000	523.0000	0.98	A	A
IT	1	7670.0000	524.0000	0.96	A	A

Values for elemental Uranium are reported in micrograms/filter, g or mL pCi/g or mL =Bq x 0.027

Evaluation: A=Acceptable, W=Acceptable with Warning, N=Not Acceptable

If the evaluation system is not appropriate for the types of analyses performed in your lab, apply site specific evaluation.

QAP 55 Results by Nuclide

Matrix: WA Water Bq/L
Radionuclide: GROSS BETA

EML Value:7970.0000

EML Error: 800.0000

Labcode	Test Number	Reported Value	Reported Error	Reported EML	QAP 54 Evaluation	Evaluation
KA	1	7207.6699	248.3300	0.90	A	A
KS	1	7315.0000	35.0000	0.92		A
LB	1	7575.0000	95.0000	0.95	A	A
LM	1	6970.1001	331.3590	0.88	A	A
LV	1	8900.0000	170.0000	1.12	A	A
LW	1	8100.0000	190.0000	1.02	A	A
MH	1	8258.2998	20.8000	1.04	A	A
MJ	1	6375.0000	650.0000	0.80		A
NJ	1	7870.0000	50.0000	0.99	A	A
NJ	2	7730.0000	50.0000	0.97	A	A
NJ	3	8010.0000	50.0000	1.00	A	A
NL	1	9000.0000	920.0000	1.13	A	A
NP	1	7202.0000	18.8500	0.90	N	A
NQ	1	7890.0000	500.0000	0.99		A
NZ	1	11580.0000	480.0000	1.45	A	W
OB	1	8870.0000	894.0000	1.11	A	A
OC	1	7100.0000	110.0000	0.89	A	A
OH	1	8322.0000	103.0000	1.04	A	A
OK	1	7067.0000	102.0000	0.89	A	A
OT	1	7805.0000	100.0000	0.98	A	A
OU	1	7300.0000	1160.0000	0.92	A	A
PS	1	8625.2402	37.1700	1.08	A	A
RG	1	8830.5996	251.2000	1.11	A	A
RI	1	7720.0000	54.1000	0.97	A	A
SA	1	7302.0000	524.0000	0.92	A	A
SB	1	6747.6011	62.2270	0.85	A	A
SB	2	6895.6631	62.9600	0.87	A	A
SD	1	7580.0000	147.0000	0.95		A
SN	1	7141.0000	729.0000	0.90	A	A
SR	1	7943.0000	888.0000	1.00	A	A
TE	1	8461.0000	206.0000	1.06	A	A
TI	1	8533.0000	200.0000	1.07	A	A
TM	1	7590.0000	80.0000	0.95	A	A
TN	1	8125.0000	406.0000	1.02	A	A
TO	1	7560.8940	31.4290	0.95		A

Values for elemental Uranium are reported in micrograms/filter, g or mL pCi/g or mL =Bq x 0.027

Evaluation: A=Acceptable, W=Acceptable with Warning, N=Not Acceptable

If the evaluation system is not appropriate for the types of analyses performed in your lab, apply site specific evaluation.

QAP 55 Results by Nuclide

Matrix: WA Water Bq / L
Radionuclide: GROSS BETA

EML Value:7970.0000
EML Error: 800.0000

Labcode	Test Number	Reported Value	Reported Error	<u>Reported EML</u>	QAP 54 Evaluation	Evaluation
TQ	1	6324.0000	36.0000	0.79	A	A
TQ	2	7530.0000	96.0000	0.94	A	A
TW	1	6521.0000	59.0800	0.82	A	A
TX	1	7673.0000	81.0000	0.96	W	A
UY	1	6960.0000	85.0000	0.87	A	A
WA	1	7840.0000	190.0000	0.98	A	A
WC	1	6920.0000	696.0000	0.87	A	A
WE	3	7770.0000	629.0000	0.98	W	A
WE	2	7918.0000	629.0000	0.99	W	A
WE	1	7474.0000	592.0000	0.94	W	A
WO	2	7508.0000	131.0000	0.94	A	A
WO	1	7719.0000	136.0000	0.97	A	A
WT	1	7839.6001	182.0000	0.98	A	A
WV	1	8196.0000	158.5000	1.03	A	A
YA	1	6701.8999	59.8000	0.84	A	A

Total Number Reported: 84

Values for elemental Uranium are reported in micrograms/filter, g or mL pCi/g or mL =Bq x 0.027
Evaluation: A=Acceptable, W=Acceptable with Warning, N=Not Acceptable
 If the evaluation system is not appropriate for the types of analyses performed in your lab, apply site specific evaluation.

QAP 55 Results by Nuclide

Matrix: WA Water Bq / L
Radionuclide: H3

EML Value: 207.0000
EML Error: 2.6900

Labcode	Test Number	Reported Value	Reported Error	Reported EML	QAP 54 Evaluation	Evaluation
AC	1	1670.0000	30.0000	8.07	N	N
AG	1	255.0000	34.0000	1.23	A	A
AI	1	162.0000	15.0000	0.78	W	W
AM	1	218.2500	16.2100	1.05	A	A
AN	1	224.0000	2.0000	1.08	A	A
AR	1	215.2200	29.4800	1.04	A	A
AS	1	138.1000	8.6000	0.67	N	N
AT	1	211.8610	6.6980	1.02	A	A
AU	1	226.0000	21.0000	1.09	W	A
BE	1	214.0000	17.0000	1.03	A	A
BN	1	240.0000	20.4300	1.16	A	A
BQ	1	298.0000	74.0000	1.44		W
BX	1	233.0000	20.0000	1.13	A	A
CA	1	233.0000	23.0000	1.13	A	A
CB	1	225.0000	17.0000	1.09	A	A
CB	2	228.0000	15.0000	1.10	A	A
CD	1	223.0000	15.0000	1.08	A	A
CE	1	203.0000	10.0000	0.98	A	A
CG	3	191.0000	8.0000	0.92		A
CG	2	192.0000	8.0000	0.93		A
CG	1	191.0000	8.0000	0.92		A
CH	1	224.0000	5.7000	1.08	A	A
CL	1	295.0000	6.0000	1.42	W	W
CM	3	210.0000	2.0000	1.01	A	A
CM	4	216.0000	2.0000	1.04	A	A
CM	2	206.0000	2.0000	1.00	A	A
CM	1	210.0000	2.0000	1.01	A	A
CU	1	233.0000	5.0000	1.13	A	A
EG	1	168.0000	12.0000	0.81	A	W
EP	1	231.3500	8.6900	1.12	A	A
FG	1	173.4000	11.0000	0.84	A	W
FL	1	240.2300	4.7100	1.16	A	A
FN	1	224.0000	11.0000	1.08	A	A
GC	1	235.6000		1.14	A	A

Values for elemental Uranium are reported in micrograms/filter, g or mL pCi/g or mL =Bq x 0.027

Evaluation: A=Acceptable, W=Acceptable with Warning, N=Not Acceptable

If the evaluation system is not appropriate for the types of analyses performed in your lab, apply site specific evaluation.

QAP 55 Results by Nuclide

Matrix: WA Water Bq / L
Radionuclide: H3

EML Value: 207.0000
EML Error: 2.6900

Labcode	Test Number	Reported Value	Reported Error	Reported EML	QAP 54 Evaluation	Evaluation
GE	1	222.6000	16.2000	1.08	A	A
GT	1	210.0000	10.0000	1.01	A	A
HC	1	212.0000	31.0000	1.02	A	A
IO	1	302.0000	12.0000	1.46		W
IS	1	213.0000	16.0000	1.03	A	A
IT	1	213.0000	5.0000	1.03	A	A
KA	1	234.1700	21.5900	1.13	A	A
KS	1	228.0000	11.0000	1.10		A
LA	2	96.5700	22.9400	0.47	A	N
LA	3	86.5800	22.2000	0.42	A	N
LA	1	79.9200	21.8300	0.39	A	N
LL	1	158.0000	7.0000	0.76	A	W
LM	1	230.3080	8.0720	1.11	W	A
LN	1	892.0000	30.0000	4.31	A	N
LV	1	93.1000	3.8000	0.45	A	N
LW	1	260.0000	2.8000	1.26	W	A
ME	1	302.0000	7.0000	1.46	A	W
MJ	1	211.0000	15.0000	1.02		A
ML	1	211.8800	8.9000	1.02	A	A
NA	1	234.4000	4.7000	1.13	A	A
NJ	3	149.0000	7.0000	0.72	W	N
NJ	1	157.0000	7.0000	0.76	W	W
NJ	2	159.0000	7.0000	0.77	W	W
NP	1	234.4000	2.0900	1.13		A
NS	3	202.1630	13.3240	0.98		A
NS	2	201.6790	13.3120	0.97		A
NS	1	200.8240	13.2930	0.97		A
OC	1	230.0000	23.0000	1.11	A	A
OD	1	158.0000	4.4000	0.76	A	W
OH	1	226.4000	14.0000	1.09		A
OK	1	195.0000	13.0000	0.94	A	A
OT	1	200.0000	20.0000	0.97	N	A
PR	1	218.1500	4.9200	1.05	A	A
PS	1	232.3200	9.4700	1.12	A	A
RC	1	213.0000	13.0000	1.03	A	A

Values for elemental Uranium are reported in micrograms/filter, g or mL pCi/g or mL =Bq x 0.027

Evaluation: A=Acceptable, W=Acceptable with Warning, N=Not Acceptable

If the evaluation system is not appropriate for the types of analyses performed in your lab, apply site specific evaluation.

QAP 55 Results by Nuclide

Matrix: WA Water Bq / L
Radionuclide: H3

EML Value: 207.0000
EML Error: 2.6900

Labcode	Test Number	Reported Value	Reported Error	Reported EML	QAP 54 Evaluation	Evaluation
RI	1	267.0000	11.5000	1.29	A	A
SA	2	239.0000	38.0000	1.15	A	A
SA	1	214.0000	36.0000	1.03	A	A
SB	2	226.0700	10.8400	1.09	A	A
SB	1	224.2200	10.2900	1.08	A	A
SB	3	226.8100	10.9900	1.10	A	A
SD	1	193.0000	9.0000	0.93		A
SK	1	215.0000	6.0000	1.04		A
SN	1	223.0000	28.0000	1.08	A	A
SR	1	222.0000	17.0000	1.07	N	A
ST	1	210.2000	8.4000	1.01	A	A
SX	1	260.4800	24.1400	1.26	A	A
SY	1	182.0000	2.4100	0.88		A
TE	1	254.1000	3.6000	1.23	A	A
TI	1	212.3000	30.3000	1.03	W	A
TM	1	228.0000	21.0000	1.10	W	A
TN	1	221.4200	9.6900	1.07	A	A
TO	1	228.3200	21.1200	1.10	W	A
TP	1	163.0100	1.9200	0.79	A	W
TQ	1	177.8000	4.0000	0.86	A	A
TW	1	173.9000	0.7200	0.84		A
TX	1	246.0000	17.0000	1.19	A	A
UY	1	225.0000	10.0000	1.09	N	A
WA	1	227.0000	6.0000	1.10	A	A
WC	1	183.0000	37.7000	0.88	A	A
WE	1	155.8000	13.0000	0.75	A	W
WE	2	156.9000	11.8000	0.76	A	W
WE	3	146.5000	11.5000	0.71	A	N
WO	2	215.0000	9.0000	1.04	A	A
WO	1	220.0000	10.0000	1.06	A	A
WV	1	222.7000	8.5700	1.08	A	A
YA	1	231.1300	8.9000	1.12	A	A

Total Number Reported: 101

Values for elemental Uranium are reported in micrograms/filter, g or mL pCi/g or mL =Bq x 0.027

Evaluation: A=Acceptable, W=Acceptable with Warning, N=Not Acceptable

If the evaluation system is not appropriate for the types of analyses performed in your lab, apply site specific evaluation.

QAP 55 Results by Nuclide

Matrix: WA Water Bq / L
Radionuclide: NI63

EML Value: 45.2500
EML Error: 4.5300

Labcode	Test Number	Reported Value	Reported Error	<u>Reported EML</u>	QAP 54 Evaluation	Evaluation
AG	1	43.6000	14.2000	0.96		A
AR	1	39.0300	2.9600	0.86		A
BE	1	47.3500	1.8000	1.05		A
BX	1	37.6000	6.3000	0.83		W
CH	1	50.2000	1.2000	1.11		A
CL	1	59.5000	1.5000	1.32		N
FL	1	39.0300	0.4900	0.86		A
GE	1	53.0000	3.1600	1.17		W
SN	1	43.8500	0.0530	0.97		A
TE	1	50.9000	3.0000	1.13		A
TI	1	50.7000	4.0000	1.12		A
TO	1	52.5690	1.9680	1.16		W
WA	1	58.8000	9.1000	1.30		W
WE	2	52.7000	5.7000	1.16		W
WE	1	52.2000	5.6000	1.15		W
YA	1	37.4900	0.6800	0.83		W

Total Number Reported: 16

Values for elemental Uranium are reported in micrograms/filter, g or mL pCi/g or mL =Bq x 0.027
Evaluation: A=Acceptable, W=Acceptable with Warning, N=Not Acceptable
 If the evaluation system is not appropriate for the types of analyses performed in your lab, apply site specific evaluation.

QAP 55 Results by Nuclide

Matrix: WA Water Bq / L
Radionuclide: PU238

EML Value: 1.0882
EML Error: 0.0577

Labcode	Test Number	Reported Value	Reported Error	Reported EML	QAP 54 Evaluation	Evaluation
AC	1	0.9800	0.0800	0.90		A
AG	1	1.1200	0.1600	1.03	A	A
AI	1	0.9300	0.0400	0.86	W	W
AM	1	1.6200	0.1000	1.49	A	N
AN	1	1.1000	0.1000	1.01	A	A
AR	1	1.1500	0.2000	1.06	A	A
AT	1	1.1220	0.1540	1.03	A	A
AU	1	1.1600	0.1500	1.07	A	A
BE	1	1.1300	0.0500	1.04	A	A
BM	1	1.1200	0.1000	1.03	A	A
BU	1	1.2000	0.2000	1.10	A	W
BX	1	1.1300	0.1500	1.04	A	A
CG	1	0.1600	0.0600	0.15		N
CG	2	0.1700	0.0800	0.16		N
CG	3	0.1700	0.0800	0.16		N
CH	1	1.0600	0.0680	0.97	A	A
CL	1	0.9730	0.0950	0.89	W	W
CW	1	1.1100	0.0340	1.02	W	A
EG	1	1.0900	0.0700	1.00	A	A
EP	1	1.0600	0.1600	0.97	A	A
GE	1	1.0680	0.1260	0.98	A	A
GT	1	1.0000	0.3000	0.92	W	A
IN	1	1.2300	0.0500	1.13	A	W
IS	1	1.0380	0.1990	0.95	A	A
IT	1	1.1100	0.0900	1.02	A	A
LA	3	1.1282	0.0375	1.04	A	A
LA	2	1.1680	0.0406	1.07	A	A
LA	1	1.1198	0.0373	1.03	A	A
LL	1	1.1100	0.0756	1.02	A	A
LW	1	1.0200	0.1170	0.94	A	A
ML	1	1.1000	0.1700	1.01	A	A
NA	1	1.1700	0.0900	1.08	W	A
NF	1	1.0840	0.0920	1.00	W	A
NL	1	1.0700	0.1200	0.98	A	A

Values for elemental Uranium are reported in micrograms/filter, g or mL pCi/g or mL =Bq x 0.027

Evaluation: A=Acceptable, W=Acceptable with Warning, N=Not Acceptable

If the evaluation system is not appropriate for the types of analyses performed in your lab, apply site specific evaluation.

QAP 55 Results by Nuclide

Matrix: WA Water Bq / L
Radionuclide: PU238

EML Value: 1.0882
EML Error: 0.0577

Labcode	Test Number	Reported Value	Reported Error	Reported EML	QAP 54 Evaluation	Evaluation
NM	1	1.2280	0.0360	1.13	A	W
NQ	1	1.0890	0.0720	1.00	W	A
OB	1	1.1100	0.3250	1.02	W	A
OD	1	1.1100	0.1100	1.02	W	A
OK	1	0.9500	0.1000	0.87	W	W
OT	1	2.1000	0.1000	1.93	A	N
OU	1	1.5700	0.2500	1.44		N
PS	1	1.0500	0.1300	0.96	W	A
RI	1	1.3300	0.1470	1.22	W	N
SD	1	1.0800	0.0700	0.99		A
SE	1	1.2400	0.0500	1.14		W
SK	1	1.1600	0.0800	1.07		A
SN	1	1.1610	0.1880	1.07		A
SR	1	0.9940	0.1430	0.91	A	A
TE	1	1.1000	0.1000	1.01	A	A
TI	1	1.2100	0.2200	1.11	W	W
TM	1	1.2200	0.1300	1.12	A	W
TN	1	1.1410	0.0710	1.05	A	A
TO	1	1.0030	0.1030	0.92	A	A
TX	1	1.1100	0.0400	1.02	A	A
UC	1	1.1400	0.1930	1.05		A
UY	1	1.1000	0.1100	1.01	A	A
WA	1	1.0300	0.0800	0.95	A	A
WC	1	1.0900	0.2200	1.00	A	A
WE	1	1.0600	0.2000	0.97	A	A
WE	2	1.0800	0.1900	0.99	A	A
WE	3	1.1300	0.2000	1.04	A	A
WI	1	1.0700	0.1800	0.98	W	A
WI	2	0.9120	0.1390	0.84	W	W
WI	3	1.1100	0.1840	1.02	W	A
YA	1	1.1980	0.0190	1.10	A	W

Total Number Reported: 65

Values for elemental Uranium are reported in micrograms/filter, g or mL pCi/g or mL =Bq x 0.027

Evaluation: A=Acceptable, W=Acceptable with Warning, N=Not Acceptable

If the evaluation system is not appropriate for the types of analyses performed in your lab, apply site specific evaluation.

QAP 55 Results by Nuclide

Matrix: WA Water Bq / L
Radionuclide: PU239

EML Value: 1.6280
EML Error: 0.1140

Labcode	Test Number	Reported Value	Reported Error	Reported EML	QAP 54 Evaluation	Evaluation
AC	1	1.5000	0.1000	0.92		A
AG	1	1.7800	0.2500	1.09	A	A
AI	1	1.3600	0.0500	0.83	W	W
AM	1	2.1400	0.1200	1.31	A	N
AN	1	1.7000	0.1000	1.04	A	A
AR	1	1.8700	0.3100	1.15	A	W
AT	1	1.7450	0.2340	1.07	A	A
AU	1	1.8500	0.2100	1.14	A	W
BE	1	1.7800	0.0700	1.09	A	A
BM	1	1.7800	0.1500	1.09	A	A
BU	1	2.0000	0.3000	1.23	A	W
BX	1	1.7400	0.1500	1.07	W	A
CG	1	0.1400	0.0300	0.09		N
CG	2	0.1300	0.0400	0.08		N
CG	3	0.1300	0.0400	0.08		N
CH	1	1.7800	0.0980	1.09	A	A
CL	1	1.7100	0.1000	1.05	W	A
CW	1	1.8030	0.0480	1.11	W	A
EG	1	1.6600	0.0700	1.02	A	A
EP	1	1.6300	0.2500	1.00	A	A
GE	1	1.7240	0.1920	1.06	A	A
GT	1	1.6000	0.5000	0.98	A	A
IN	1	1.7100	0.1300	1.05	W	A
IS	1	1.6700	0.3200	1.03	A	A
IT	1	1.6800	0.1000	1.03	A	A
KA	1	1.8400	0.0200	1.13	W	W
LA	3	1.7632	0.0571	1.08	A	A
LA	1	1.7443	0.0565	1.07	A	A
LA	2	1.7765	0.0600	1.09	A	A
LL	1	1.7400	0.1100	1.07	A	A
LW	1	1.5500	0.1710	0.95	A	A
ML	1	1.6900	0.2600	1.04	A	A
NA	1	1.7700	0.1200	1.09	W	A
NF	1	1.7170	0.1200	1.05	W	A

Values for elemental Uranium are reported in micrograms/filter, g or mL pCi/g or mL =Bq x 0.027

Evaluation: A=Acceptable, W=Acceptable with Warning, N=Not Acceptable

If the evaluation system is not appropriate for the types of analyses performed in your lab, apply site specific evaluation.

QAP 55 Results by Nuclide

Matrix: WA Water Bq / L
Radionuclide: PU239

EML Value: 1.6280
EML Error: 0.1140

Labcode	Test Number	Reported Value	Reported Error	Reported EML	QAP 54 Evaluation	Evaluation
NL	1	1.6400	0.1900	1.01	A	A
NM	1	1.9190	0.0550	1.18	A	W
NQ	1	1.7420	0.1130	1.07	A	A
OB	1	1.7600	0.5130	1.08	W	A
OD	1	1.7800	0.1700	1.09	W	A
OK	1	1.4000	0.1500	0.86	A	W
OT	1	1.7000	0.1000	1.04	A	A
OU	1	1.0900	0.2000	0.67		N
PS	1	1.7900	0.2100	1.10	A	A
RI	1	2.0300	0.2070	1.25	A	W
SD	1	1.6100	0.0800	0.99		A
SE	1	1.7500	0.2100	1.08		A
SK	1	1.7800	0.1300	1.09		A
SN	1	1.7670	0.2600	1.09		A
SR	1	1.5300	0.2200	0.94	A	A
TE	1	1.6000	0.1000	0.98	A	A
TI	1	1.8600	0.3400	1.14	W	W
TM	1	1.9300	0.2000	1.19	A	W
TN	1	1.8250	0.1010	1.12	A	W
TO	1	1.6240	0.1610	1.00	A	A
TX	1	1.7600	0.0500	1.08	A	A
UC	1	1.7400	0.2360	1.07	A	A
UY	1	1.7000	0.1700	1.04	A	A
WA	1	1.7200	0.1000	1.06	A	A
WC	1	1.6400	0.3200	1.01	A	A
WE	3	1.7800	0.3100	1.09	A	A
WE	2	1.7100	0.3000	1.05	A	A
WE	1	1.9000	0.3400	1.17	A	W
WI	2	1.6100	0.2350	0.99	W	A
WI	1	1.5700	0.2540	0.96	W	A
WI	3	1.7800	0.2850	1.09	W	A
YA	1	1.7580	0.0240	1.08	A	A

Total Number Reported: 66

Values for elemental Uranium are reported in micrograms/filter, g or mL pCi/g or mL =Bq x 0.027

Evaluation: A=Acceptable, W=Acceptable with Warning, N=Not Acceptable

If the evaluation system is not appropriate for the types of analyses performed in your lab, apply site specific evaluation.

QAP 55 Results by Nuclide

Matrix: WA Water Bq / L
Radionuclide: SR90

EML Value: 3.7290
EML Error: 0.3640

Labcode	Test Number	Reported Value	Reported Error	Reported EML	QAP 54 Evaluation	Evaluation
AC	1	3.3000	0.2000	0.88		A
AG	1	3.7200	0.6800	1.00	N	A
AI	1	4.0000	0.2000	1.07	A	A
AM	1	4.2200	0.2500	1.13	N	A
AN	1	3.6000	0.1000	0.96	A	A
AR	1	3.9000	0.1900	1.05	A	A
AS	1	3.4000	0.1000	0.91	A	A
AT	1	4.4310	0.3170	1.19	A	W
AU	1	3.5600	0.3600	0.95	A	A
BE	1	3.8200	0.2500	1.02	A	A
BM	1	3.5600	0.6600	0.95	A	A
BN	1	3.2000	0.2700	0.86	W	A
BX	1	3.2000	0.2300	0.86	W	A
CB	2	3.6000	0.1500	0.96	A	A
CB	1	3.6900	0.1500	0.99	A	A
CE	1	1.4500	0.1000	0.39	W	N
CH	1	3.8900	0.3000	1.04	A	A
CL	1	2.8700	0.3500	0.77	A	W
FL	1	2.8000	0.2500	0.75	A	W
GC	1	3.4300		0.92	A	A
GC	2	3.8100		1.02	A	A
GE	1	3.9300	0.1280	1.05	A	A
GT	1	4.0000	0.8000	1.07	A	A
IN	1	4.9000	0.3400	1.31	A	W
IO	1	3.5100	0.7600	0.94		A
IS	1	4.5100	0.9300	1.21	A	W
IT	1	3.9500	0.5000	1.06	A	A
KA	1	3.6900	0.6100	0.99	A	A
MJ	1	2.9900	0.2000	0.80		W
NJ	1	3.8800	0.3000	1.04	W	A
NJ	2	4.3300	0.3000	1.16	W	A
NJ	3	4.0300	0.3000	1.08	W	A
NS	3	3.7740	0.6640	1.01		A
NS	2	3.1840	0.6420	0.85		A

Values for elemental Uranium are reported in micrograms/filter, g or mL pCi/g or mL =Bq x 0.027

Evaluation: A=Acceptable, W=Acceptable with Warning, N=Not Acceptable

If the evaluation system is not appropriate for the types of analyses performed in your lab, apply site specific evaluation.

QAP 55 Results by Nuclide

Matrix: WA Water Bq / L
Radionuclide: SR90

EML Value: 3.7290
EML Error: 0.3640

Labcode	Test Number	Reported Value	Reported Error	Reported EML	QAP 54 Evaluation	Evaluation
NS	1	3.5830	0.6580	0.96		A
OC	1	3.6000	0.3600	0.96	A	A
OD	1	3.3700	0.3300	0.90	A	A
OH	1	4.2000	1.0000	1.13	N	A
OT	1	3.6000	0.4000	0.96	A	A
OU	1	4.3800	0.4400	1.17		A
PS	1	3.5300	0.1400	0.95	A	A
RI	1	3.8100	0.2100	1.02	A	A
SE	1	3.2500	0.0600	0.87	A	A
SE	2	3.5400	0.0600	0.95	A	A
SN	1	3.2170	0.5830	0.86	A	A
SR	1	4.8700	1.0200	1.31	A	W
TE	1	4.1000	0.3000	1.10	A	A
TI	1	4.7600	2.2200	1.28	A	W
TM	1	3.9600	0.3900	1.06	A	A
TN	1	4.0720	0.1280	1.09	A	A
TO	1	4.2050	0.4950	1.13	A	A
TQ	1	3.5100	0.1300	0.94	W	A
TW	1	3.4000	0.1300	0.91		A
TX	1	4.5700	0.6800	1.23	A	W
UY	1	3.4400	0.2100	0.92	A	A
WA	1	4.1800	0.2200	1.12	W	A
WC	1	3.8100	0.5200	1.02	A	A
WE	2	4.0400	0.4700	1.08	A	A
WE	3	3.6800	0.4500	0.99	A	A
WE	1	4.3600	0.5600	1.17	A	A
WI	2	4.3000	0.3340	1.15	A	A
WI	3	4.3100	0.3490	1.16	A	A
WI	1	4.0500	0.3310	1.09	A	A
WO	2	5.3000	0.4100	1.42	A	W
WO	1	5.4400	0.4200	1.46	A	W
WV	1	3.6800	0.2340	0.99	A	A
YA	1	3.3160	0.1180	0.89	A	A

Total Number Reported: 67

Values for elemental Uranium are reported in micrograms/filter, g or mL pCi/g or mL =Bq x 0.027

Evaluation: A=Acceptable, W=Acceptable with Warning, N=Not Acceptable

If the evaluation system is not appropriate for the types of analyses performed in your lab, apply site specific evaluation.

QAP 55 Results by Nuclide

Matrix: WA Water Bq / L
Radionuclide: U234

EML Value: 1.1660
EML Error: 0.0621

Labcode	Test Number	Reported Value	Reported Error	Reported EML	QAP 54 Evaluation	Evaluation
AC	1	0.9900	0.0300	0.85		W
AG	1	1.2000	0.1700	1.03		A
AI	1	0.9900	0.0300	0.85		W
AM	1	1.3300	0.0900	1.14	A	A
AN	1	1.2000	0.1000	1.03	A	A
AR	1	1.1300	0.1900	0.97	A	A
AT	1	1.0770	0.1610	0.92	A	A
AU	1	1.0200	0.1300	0.88	W	W
BE	1	1.1500	0.0700	0.99	A	A
BM	1	1.1900	0.1600	1.02	A	A
BU	1	1.1700	0.1300	1.00	A	A
BX	1	1.2700	0.1600	1.09	A	A
CF	1	1.0300	0.0700	0.88	A	W
CF	2	1.0200	0.0600	0.88	A	W
CH	1	1.1300	0.0490	0.97	A	A
CL	1	1.1400	0.0900	0.98	A	A
CW	1	1.1000	0.0190	0.94	A	A
EG	1	1.0400	0.0700	0.89	W	W
EP	1	1.0800	0.1700	0.93		A
FE	1	1.1100	0.0400	0.95	A	A
GE	1	1.0220	0.1140	0.88	W	W
HT	1	1.1800	0.1000	1.01	A	A
IS	1	0.9980	0.1910	0.86	A	W
LW	1	1.2600	0.1080	1.08	A	A
ML	1	1.1200	0.1700	0.96	A	A
NA	1	1.3100	0.0900	1.12	A	A
NF	1	1.1600	0.0730	1.00	A	A
NJ	3	1.1400	0.0800	0.98		A
NJ	1	1.1400	0.0800	0.98		A
NJ	2	1.1700	0.0900	1.00		A
NL	1	0.9610	0.1110	0.82	A	W
NQ	1	1.0550	0.0640	0.90	A	A
NZ	1	0.8830	0.0520	0.76		N
OB	1	1.1200	0.3310	0.96	N	A

Values for elemental Uranium are reported in micrograms/filter, g or mL pCi/g or mL =Bq x 0.027

Evaluation: A=Acceptable, W=Acceptable with Warning, N=Not Acceptable

If the evaluation system is not appropriate for the types of analyses performed in your lab, apply site specific evaluation.

QAP 55 Results by Nuclide

Matrix: WA Water Bq / L
Radionuclide: U234

EML Value: 1.1660
EML Error: 0.0621

Labcode	Test Number	Reported Value	Reported Error	Reported EML	QAP 54 Evaluation	Evaluation
OD	1	1.0800	0.1100	0.93	W	A
OK	1	0.9000	0.1000	0.77	A	N
OU	1	1.3600	0.1110	1.17		A
PS	1	1.0000	0.0900	0.86	A	W
SD	1	1.1300	0.0700	0.97		A
SE	1	0.8070	0.0430	0.69		N
SN	1	1.2170	0.1640	1.04		A
SR	1	0.9360	0.1410	0.80	A	W
TM	1	1.2500	0.0900	1.07	A	A
TN	1	1.0700	0.0470	0.92	A	A
TO	1	1.0570	0.1080	0.91	A	A
TW	1	1.2600	0.0700	1.08		A
TX	1	1.1100	0.0400	0.95	A	A
WA	1	0.9800	0.1100	0.84	A	W
WC	1	1.1300	0.2200	0.97	A	A
WE	3	1.2100	0.3100	1.04	A	A
WE	1	1.3440	0.3500	1.15	A	A
WE	2	1.0900	0.2800	0.94	A	A
YA	1	1.1130	0.0100	0.95	A	A

Total Number Reported: 53

Values for elemental Uranium are reported in micrograms/filter, g or mL pCi/g or mL =Bq x 0.027
Evaluation: A=Acceptable, W=Acceptable with Warning, N=Not Acceptable
 If the evaluation system is not appropriate for the types of analyses performed in your lab, apply site specific evaluation.

QAP 55 Results by Nuclide

Matrix: WA Water Bq / L
Radionuclide: U238

EML Value: 1.1690
EML Error: 0.0562

Labcode	Test Number	Reported Value	Reported Error	Reported EML	QAP 54 Evaluation	Evaluation
AC	1	1.0100	0.0300	0.86		W
AG	1	1.1100	0.1600	0.95		A
AI	1	0.9300	0.0300	0.80		N
AM	1	1.2400	0.0900	1.06	A	A
AN	1	1.3000	0.1000	1.11	A	A
AR	1	1.1300	0.1900	0.97	A	A
AT	1	1.1250	0.1680	0.96	A	A
AU	1	1.0900	0.1400	0.93	A	A
BE	1	1.1200	0.0700	0.96	A	A
BM	1	1.1500	0.1500	0.98	A	A
BU	1	1.1100	0.0600	0.95	A	A
BX	1	1.2700	0.1600	1.09	A	A
CF	2	1.0400	0.0700	0.89	A	W
CF	1	1.1000	0.0700	0.94	A	A
CH	1	1.1000	0.0480	0.94	A	A
CL	1	1.0600	0.0800	0.91	A	A
CW	1	1.0910	0.0190	0.93	A	A
EG	1	1.1000	0.0600	0.94	A	A
EP	1	1.0300	0.1600	0.88		W
FE	1	1.0800	0.0400	0.92	A	A
GE	1	0.9790	0.1100	0.84	W	W
GT	1	1.1000	0.3000	0.94	A	A
HT	1	1.1300	0.1000	0.97	A	A
IN	1	1.0100	0.0100	0.86	A	W
IS	1	1.0250	0.1970	0.88	A	W
LW	1	2.0500	0.2190	1.75	A	N
ML	1	1.1500	0.1700	0.98	A	A
NA	1	1.2500	0.0900	1.07	A	A
NF	1	1.1540	0.0730	0.99	A	A
NJ	2	1.1500	0.0800	0.98		A
NJ	1	1.0900	0.0800	0.93		A
NJ	3	1.1000	0.0800	0.94		A
NL	1	1.0100	0.1200	0.86	A	W
NQ	1	1.1090	0.0670	0.95	W	A

Values for elemental Uranium are reported in micrograms/filter, g or mL pCi/g or mL =Bq x 0.027

Evaluation: A=Acceptable, W=Acceptable with Warning, N=Not Acceptable

If the evaluation system is not appropriate for the types of analyses performed in your lab, apply site specific evaluation.

QAP 55 Results by Nuclide

Matrix: WA Water Bq / L
Radionuclide: U238

EML Value: 1.1690
EML Error: 0.0562

Labcode	Test Number	Reported Value	Reported Error	Reported EML	QAP 54 Evaluation	Evaluation
NZ	1	0.8840	0.0520	0.76		N
OB	1	1.0800	0.3190	0.92	A	A
OD	1	0.9900	0.1000	0.85	W	W
OK	1	0.9500	0.1000	0.81	A	W
OU	1	1.2700	0.1060	1.09		A
PS	1	0.9600	0.0900	0.82	A	W
SD	1	1.0900	0.0700	0.93		A
SE	1	0.8160	0.0440	0.70		N
SN	1	1.2100	0.1630	1.03		A
SR	1	0.9350	0.1230	0.80	A	W
TM	1	1.1900	0.0900	1.02	A	A
TN	1	1.0250	0.0460	0.88	A	W
TO	1	1.1110	0.1120	0.95	A	A
TW	1	1.0700	0.0600	0.92		A
TX	1	1.0800	0.0400	0.92	A	A
WA	1	1.0500	0.1100	0.90	A	W
WC	1	1.1200	0.2200	0.96	A	A
WE	1	1.2700	0.3000	1.09	A	A
WE	2	1.1600	0.2800	0.99	A	A
WE	3	1.2100	0.3100	1.03	A	A
YA	1	1.1250	0.0100	0.96	A	A

Total Number Reported: 55

Values for elemental Uranium are reported in micrograms/filter, g or mL pCi/g or mL =Bq x 0.027
Evaluation: A=Acceptable, W=Acceptable with Warning, N=Not Acceptable
 If the evaluation system is not appropriate for the types of analyses performed in your lab, apply site specific evaluation.

QAP 55 Results by Nuclide

Matrix: WA Water Bq / L
Radionuclide: Ug U

EML Value: 0.0944
EML Error: 0.0031

Labcode	Test Number	Reported Value	Reported Error	Reported EML	QAP 54 Evaluation	Evaluation
AG	1	0.0910		0.96	A	A
AR	1	0.0959		1.02	A	A
BE	1	0.0910		0.96	A	A
BQ	1	0.0960	0.0020	1.02	W	A
BU	1	0.0950	0.0140	1.01	W	A
BU	2	0.1010	0.0080	1.07	W	A
CA	1	0.0963	0.0096	1.02	W	A
CB	3	0.0910	0.0070	0.96		A
CB	1	0.0900	0.0070	0.95		A
CB	2	0.0910	0.0070	0.96		A
CG	3	0.0920	0.0150	0.98		A
CG	2	0.0950	0.0150	1.01		A
CG	1	0.0910	0.0150	0.96		A
CH	1	0.0900	0.0010	0.95	A	A
CW	1	0.0890	0.0050	0.94		A
FE	1	0.0880	0.0030	0.93	A	A
GE	1	0.0822	0.0029	0.87	A	W
HT	1	0.0910	0.0060	0.96	A	A
IS	1	0.0858	0.0001	0.91	A	A
IT	1	0.0840	0.0100	0.89	A	W
KA	1	0.0871	0.0013	0.92	A	A
NJ	3	0.0890	0.0060	0.94		A
NJ	2	0.0920	0.0060	0.98		A
NJ	1	0.0870	0.0060	0.92		A
NL	1	0.0880	0.0060	0.93	A	A
OU	1	0.0770	0.0010	0.82	A	W
RI	3	0.0806	0.0031	0.85	W	W
RI	2	0.0818	0.0031	0.87	W	W
RI	1	0.0832	0.0043	0.88	W	W
RM	1	0.0880	0.0050	0.93	A	A
SD	1	0.0890	0.0060	0.94		A
SW	1	0.0844		0.89	A	W
SY	1	0.1000	0.0100	1.06		A
TI	1	0.0680	0.0100	0.72	N	N

Values for elemental Uranium are reported in micrograms/filter, g or mL pCi/g or mL =Bq x 0.027

Evaluation: A=Acceptable, W=Acceptable with Warning, N=Not Acceptable

If the evaluation system is not appropriate for the types of analyses performed in your lab, apply site specific evaluation.

QAP 55 Results by Nuclide

Matrix: WA Water Bq / L
Radionuclide: Ug U

EML Value: 0.0944
EML Error: 0.0031

Labcode	Test Number	Reported Value	Reported Error	<u>Reported EML</u>	QAP 54 Evaluation	Evaluation
TM	1	0.0910	0.0090	0.96	N	A
TN	1	0.0796	0.0090	0.84	W	W
TO	1	0.0941	0.0090	1.00		A
UP	1	0.0900	0.0090	0.95	N	A
YA	1	0.0922	0.0025	0.98		A
YP	1	0.0856	0.0019	0.91	A	A

Total Number Reported: 40

Values for elemental Uranium are reported in micrograms/filter, g or mL pCi/g or mL =Bq x 0.027
Evaluation: A=Acceptable, W=Acceptable with Warning, N=Not Acceptable
If the evaluation system is not appropriate for the types of analyses performed in your lab, apply site specific evaluation.

Participating Laboratories in EML QAP 55**Laboratories Reporting Data**

Code	Laboratory Name
AB	Accura Analytical Labs, Norcross, GA
AC	Analytical Chemistry Laboratory, Argonne, IL
AG	Paragon Analytics, Inc, Fort Collins, CO
AI	Nuclear Technology Services, Inc., Roswell, GA
AM	American Radiation Services, Inc., Baton Rouge
AN	Argonne National Laboratory
AP	Aberdeen Proving Ground, Aberdeen, MD
AR	Acculabs Inc., Golden, CO
AS	USACHPPM, Aberdeen Proving Ground, MD
AT	ATL International inc., Germantown, MD
AU	ORISE RSAT/ESSAP, Oak Ridge
AW	Argonne West National Lab
BA	Bettis Atomic Power Lab, West Mifflin, PA
BE	Grand Junction Office Analytical Laboratory
BM	Battelle Memorial Institute, Columbus, OH
BN	Brookhaven National Laboratory, Upton, NY
BQ	Becquerel Laboratories Inc., Mississauga, Ontario, Canada
BU	Autoridad Regulatoria, Buenos Aires, Argentina
BX	BWX Technologies, Inc., Lynchburg, VA
CA	Atomic Energy Control Board, Ottawa, Canada
CB	Radiation Protection Bureau, Ontario, Canada
CD	Gentilly-2 Nuclear Power Plant, Quebec Canada
CE	Environmental Monitoring Laboratory, New Brunswick, Canada
CF	Freshwater Institute Radiochemistry Winnipeg, Manitoba, Canada
CG	AECL WL Environmental Monitoring Group, Canada
CH	California State Dept. Health Serv., Sanitation & Radiation Laboratory
CL	Enviro-Test Laboratories, Casper, WY
CM	Metropolitan Water Reclamation District of Greater Chicago
CN	China Institute for Radiation Protection
CO	Bedford Institute of Oceanography, Dartmouth. Nova Scotia, Canada
CS	Rocketdyne Propulsion & Power, Canoga Park, CA
CU	Universite Laval, Quebec Canada
CW	Carlsbad Environmental Monitoring Research Center, NM
DH	Duke Engineering Services Hanford
EC	Envirocare of Utah
EG	INEEL TRA Radioanalytical Laboratory, Scoville
EP	US EPA, Las Vegas
FE	Fernald WPRAP Field Office, Ohio
FG	FGL Environmental, Santa Paula, CA
FL	Florida Dept of Health & Rehab. Serv., Orlando
FM	Florida Mobile Emergency Radiological Laboratory, Orlando
FN	Fermi Lab, Batavia, IL
FR	CEA/SACLAY - SPR/SRSE, France
FS	Florida State University, Tallahassee
FU	FUSRAP Laboratory, Missouri
GA	Lockheed Martin, Pikton, OH
GC	Georgia Power Company Environmental Lab
GD	GTS Duratek, Oak Ridge, TN
GE	General Engineering Labs, Charleston, SC
GS	USGS/NWQL, Arvada, CO
GT	Georgia Institute of Technology

Participating Laboratories in EML QAP 55**Laboratories Reporting Data**

Code	Laboratory Name
HC	Lawrence Livermore Laboratory, California
HT	Technical University, Budapest, Hungary
HU	Water Resources Research Centre (VITUKI), Hungary
ID	Institute of Radiation Protection and Dosimetry, IRD/ CNEN, Brazil
IL	ISU Environmental Assessment Laboratory, Pocatello, ID
IN	INEEL INTECH Radioanalytical Laboratory
IO	Illinois Department of Nuclear Safety
IS	Severn Trent Laboratories - St. Louis
IT	STL Inc. Richland Washington
IT	Severn Trent Laboratories - Richland
JL	Jefferson Lab, Newport News, VA
KA	Knolls Atomic Power Lab, Schenectady
KE	Uljin NPP Environmental Radiation Laboratory, South Korea
KR	Korea Atomic Energy Research Institute
KS	Radiochemistry Laboratory, DHEL, KDHE, Kansas
LA	Los Alamos National Laboratory, NM
LB	Lawrence Berkeley Lab UCB
LL	LLNL Chemistry and Material Science/Environmental
LM	American Radiation Services of New Mexico, Los Alamos
LN	Los Alamos National Lab, ES&H
LV	UNLV, Dept of Health Physics
LW	Lawrence Livermore National Lab, Waste
ME	Radiation Control Program, Jamaica Plain, MA
MH	Maine Health & Environmental Testing Laboratory
MJ	Mississippi State Department of Health, Jackson
ML	BWXT of Ohio, Mound, Miamisburg, Ohio
MS	Manufacturing Sciences Corporation, Oak Ridge
MY	FUSRAP Maywood Mobile Laboratory, NJ
NA	US EPA NAREL, Montgomery, AL
ND	Dept. of Environmental Health and Safety, NC State University
NF	Nuclear Fuel Services, Erwin, TN
NJ	NJ Department of Health and Senior Services
NL	Fluor Daniel Fernald, Inc., Ohio
NM	Environmental Evaluation Group, Carlsbad, NM
NP	JAF Environmental Laboratory, New York Power Authority
NQ	New Mexico Department of Health, Albuquerque
NR	Naval Reactors Facility Chemistry, Scoville, ID
NS	State Lab of Public Health, North Carolina
NZ	National Radiation Laboratory, New Zealand
OB	OBG Laboratories, East Syracuse, NY
OC	Radiation Protection Service Laboratory, Ontario, Canada
OD	ORNL, Radiobioassay Lab
OH	Ohio Dept Of Health Laboratory, Columbus
OK	Southwest Laboratory of Oklahoma
OT	ORNL Radioactive Material Analysis Lab
OU	Outreach Laboratory, Broken Arrow, OK
PK	Pakistan Institute of Nuclear Science & Technology
PR	Princeton Plasma Physics Lab
PS	PA-DEP Bureau of Radiation Protection, Harrisburg
RA	V. G. Khlopin Radium Institute, St. Petersburg, Russia
RC	US NRC Region I Laboratory, PA

Participating Laboratories in EML QAP 55**Laboratories Reporting Data**

Code	Laboratory Name
RG	Thermo Nutech Rocky Flats Plant, Golden
RI	Fluor Hanford, Inc., 222S Lab.
RK	Rock Island Arsenal, Illinois
RM	Earthline Technologies, Ashtabula, OH
RU	Research Institute of Radiology, Belarus
SA	Sandia Labs Radioactive Sample Diag. Prog., NM
SB	SC Dept. of Health and Environment Control Radiological Lab
SD	STL Denver
SE	Swedish Defence Research Agency (FOI)
SI	Jozef Stefan Institute, Slovenia
SK	Savannah River Plant
SL	Stanford Linear Accelerator Center
SN	Sanford Cohen Associates, Inc., Montgomery, AL
SR	Savannah River Environmental Laboratory
ST	SC DHEC, Aiken, South Carolina
SW	Southwest Research Institute, San Antonio, TX
SX	Saxton Nuclear Experimental Corp., Saxton, PA
SY	Syrian Arab Republic Atomic Energy Commission
TE	Environmental Inc., Northbrook, IL
TI	Teledyne Brown Engineering Environmental Services, Knoxville, TN
TK	ATG, Kingston, TN
TM	Eberline Services Albuquerque Lab, NM
TN	Eberline Services, Richmond, CA
TO	Eberline Services Oak Ridge Laboratory
TP	Taiwan Power Company, Taipei, Taiwan
TQ	Institute of Nuclear Energy Research, Taiwan
TW	Taiwan Radiation Monitoring Center
TX	Texas Dept. of Health/Laboratories, Austin
UC	United States Enrichment Corporation, Paducah, KY
UG	USGS Menlo Park WRD sediment radioisotope laboratory
UP	BWXT Y-12, L.L.C. Analytical Chemistry Organization Oak Ridge
UY	BWXT Y-12, L.L.C. Analytical Chemistry Organization Oak Ridge
WA	Environmental Radiation Lab, Off. of Public Health Labs. Seattle
WC	Waste Management Federal Services of Hanford
WE	Antech Ltd.-Waltz Mill Site, PA
WI	WIPP Site, Westinghouse Electric Corp.
WN	State Health Radiation Protection Section, Madison, WI
WO	Wisconsin State Lab of Hygiene
WT	Waste Stream Technology, Buffalo, NY
WV	West Valley Nuclear Services, NY
WW	West Valley Radiation Protection, NY
WY	Wayne Interim Storage Site, NJ
XZ	Pacific Northwest National Laboratory
YA	Duke Engineering & Services Environmental Lab.
YP	US Army Proving Ground, Yuma, AZ
YU	Institute of Occupational and Radiological Health, Serbia

Total Reporting Labs: 148

Participating Laboratories in EML QAP 55**Laboratories NOT Reporting Data**

Code	Laboratory Name
AB	Accura Analytical Labs, Norcross, GA
AF	Air Force Analytical Lab (AFIERA/SDRR), Brooks AFB
BP	Battelle Pacific Northwest National Laboratory
BR	US Army Research Laboratory, Aberdeen Proving Ground
CP	CoPhysics Corporation, Monroe, NY
CR	Atomic Energy of Canada, Chalk River Laboratories, Canada
CY	Chem-Nuclear Systems, Barnwell, SC
CZ	ACZ Laboratories, Inc. Steamboat Springs, CO
EI	Eichrom Technologies, IL
EL	Energy Laboratories, Inc., Casper, WY
EM	3M, Empore Disks, St. Paul, MN
FJ	The University of the South Pacific, Fiji Islands
HO	Rontgen Technische Dienst bv, The Netherlands
IA	Bhabha Atomic Research Centre, India
IV	IT Corporation, Las Vegas, NV
JE	Jacobs Engineering, Oak Ridge, TN
KG	Korea Institute of Geoscience And Mineral Resources (KIGAM)
KN	Kori Nuclear Station, Pusan, Korea
KO	Korea Institute of Nuclear Safety
MI	Massachusetts Institute of Technology
MX	Laboratory of Radiochimica CREN-U of Zacatecas, Mexico
MZ	Comisi_n Nacional de Seguridad Nuclear y Salvaguardias, Mexico
NT	New World Technology, Livermore, CA
NW	Naval Reasearch LAb, Washington,DC
OS	Oregon Health Division Radiation Controls Section, Portland
PA	BWXT Pantex, Amarillo, TX
PO	Institute of Oceanology PAN, Poland
RF	Rocky Flats Environmental Tech Site, Colorado
RS	RSA Laboratories, Hebron, CT
SH	Savannah River Ecology Lab
TT	Tracer Technologies International, Inc., Cleveland
TU	Texas A&M University, Dept of Nuclear Engineering
TY	Scientific Production Association, Russia
US	Unitech, Springfield, MA
WP	Washington Public Power Supply System, Richland

Total Non-Reporting Labs: 35