

**SEMI-ANNUAL REPORT OF THE DEPARTMENT OF ENERGY,
OFFICE OF ENVIRONMENTAL MANAGEMENT,
QUALITY ASSESSMENT PROGRAM**

Pamela D. Greenlaw and Anna Berne

**Environmental Measurements Laboratory
U. S. Department of Energy
New York, NY 10014-4811**

June 2003

DISCLAIMER

"This report was prepared as an account of work sponsored by an agency of the United States Government. Neither the United States Government nor any agency thereof, nor any of their employees, makes any warranty, express or implied, or assumes any legal liability or responsibility for the accuracy, completeness, or usefulness of any information, apparatus, product, or process disclosed, or represents that its use would not infringe privately owned rights. Reference herein to any specific commercial product, process, or service by trade name, trademark, manufacturer, or otherwise, does not necessarily constitute or imply its endorsement, recommendation, or favoring by the United States Government or any agency thereof. The views and opinions of authors expressed herein do not necessarily state or reflect those of the United States Government or any agency thereof."

This report has been reproduced directly from the best available copy.

Available from the National Technical Information Service, U.S. Department of Commerce, 5285 Port Royal Road, Springfield, Virginia 22161.

Abstract

This report presents the results from the analysis of the 58th set of environmental quality assessment samples (QAP-LVIII) that were received on or before June 3, 2003.

ACKNOWLEDGEMENT

This report represents the efforts of the following EML staff: Karin Decker, Michele DeGennaro, Richard Godwin, John Kada, Ada Kong, Pamela M. Perry, Raymond J. Lagomarsino, Arnold Boyd, Kevin Clancy, Sylvia Kendall, and Camille Marinetti.

INTRODUCTION

This Quality Assessment Program (QAP) is designed to test the quality of the environmental measurements being reported to the Department of Energy by its contractors. Since 1976, real or synthetic environmental samples that have been prepared and thoroughly analyzed at the Environmental Measurements Laboratory (EML) have been distributed at first quarterly and then semi-annually to these contractors. Their results, which are returned to EML within 90 days, are compiled with EML's results and are reported back to the participating contractors 30 days later. A summary of the reported results is available to the participants 4 days after the reporting deadline via the Internet at www.eml.doe.gov.

This is the 64th report of this program. Preceding reports in this series are:

HASL-317	(February 1, 1977)	EML-477	(October 1, 1986)
HASL-319	(May 2, 1977)	EML-478	(March 1, 1987)
HASL-323	(August 1, 1977)	EML-498	(September 1, 1987)
HASL-331	(November 1, 1977)	EML-518	(January 2, 1989)
EML-336	(January 1, 1978)	EML-525*	(August 1, 1989)
EML-337	(February 1, 1978)	EML-526	(January 2, 1990)
EML-340	(May 1, 1978)	EML-530	(July 2, 1990)
EML-343	(August 1, 1978)	EML-535	(January 1, 1991)
EML-346	(November 1, 1978)	EML-539	(July 1, 1991)
EML-350	(February 1, 1979)	EML-543	(January 2, 1992)
EML-351	(February 1, 1979)	EML-546	(July 1, 1992)
EML-354	(May 1, 1979)	EML-551	(January 4, 1993)
EML-358	(August 1, 1979)	EML-556	(July 1, 1993)
EML-364	(November 1, 1979)	EML-559	(January 5, 1994)
EML-368	(February 1, 1980)	EML-561	(July 1, 1994)
EML-377	(August 1, 1980)	EML-565	(January 5, 1995)
EML-387	(February 1, 1981)	EML-569	(July 3, 1995)
EML-388	(February 1, 1981)	EML-576	(February 1, 1996, Revised)
EML-393	(August 3, 1981)	EML-581	(July 1, 1996)
EML-402	(February 1, 1982)	EML-587	(January 1997)
EML-414	(April 1, 1983)	EML-591	(July 1997)
EML-417	(September 1, 1983)	EML-594	(January 1998)
EML-426	(March 1, 1984)	EML-596	(July 1998)
PNL-5079	(April 1, 1984)	EML-600	(December 1998)
EML-431	(September 1, 1984)	EML-604	(June 1999)
EML-432	(November 1, 1984)	EML-605	(December 1999)
EML-438	(March 1, 1985)	EML-608	(June 2000)
EML-439	(March 1, 1985)	EML-609	(December 2000)
EML-448	(October 1, 1985)	EML-613	(June 2001)
EML-453	(March 1, 1986)	EML-615	(December 2001)
EML-454	(March 1, 1986)	EML-617	(June 2002)
		EML-618	(December 2002)

*Please note this is a corrected report number.

RESULTS

The results from the analysis of QAP-58 samples (results from 160 laboratories) received on or before June 3, 2003 are listed in the TABLE OF CONTENTS. The data for the different kinds of samples are given in the following units:

Air Filters	Bq filter ⁻¹
Soil	Bq kg ⁻¹
Vegetation	Bq kg ⁻¹
Water	Bq L ⁻¹

The values for elemental uranium are reported in $\mu\text{g filter}^{-1}$, g^{-1} , or mL^{-1} . Some programs require the use of pCi as reporting units, the conversion can be found on page 3.

The 'EML value' listed in the tables to which the contractors' results are compared is the mean of replicate EML determinations for each nuclide. The EML uncertainty is the standard deviation of the mean. All other uncertainties are as reported by the participants.

The control limit concept was established from percentiles of historic data distributions (1982-1992). The evaluation of this historic data and the development of the control limits are presented in DOE report EML-564. The control limits for QAP-LVIII were developed from percentiles of data distributions for the years 1998-2002.

Participants' analytical performance is evaluated based on the historical analytical capabilities for individual analyte/matrix pairs. The criteria for acceptable performance, "A", has been chosen to be between the 15th and 85th percentile of the cumulative normalized distribution, which can be viewed as the middle 70% of all historic measurements. The acceptable with warning criteria, "W", is between the 5th and 15th percentile and between the 85th and 95th percentile. In other words, the middle 90% of all reported values are acceptable, while the outer 5th-15th (10%) and 85th-95th percentiles (10%) are in the warning area. The not acceptable criteria, "N", is established at less than the 5th percentile and greater than the 95th percentile, that is, the outer 10% of the historical data. These control limits for all 48 i/j pairs are listed in the Table of Control Limits and Performance Criteria (p. 4).

QAP is an external assessment of environmental radiological analyses. If your laboratory is performing other types of analyses (screening, high-level radiological), this evaluation system may not be appropriate, and you should continue to use an evaluation system appropriate to your data quality objectives.

TABLE OF CONTENTS

Abstract	<i>i</i>
Acknowledgment	<i>ii</i>
Introduction	<i>iii</i>
Results	<i>iv</i>
Summary of Results Figure	1
Table of Statistical Summary	2
Table of Control Limits and Performance Criteria	4
Summary of Matrix Evaluations by Laboratory	6
Summary of Laboratory Evaluations by Matrix	32
Summary of Matrix Evaluations by Radionuclide	43
Results Ordered by Laboratory	
AA (EML)	47
AC	51
AF	53
AG	54
AI	56
AM	58
AN	60
AP	61
AT	62
AU	64
AV	66
AW	67
BA	68
BC	69
BE	70
BM	72
BN	73
BO	74

BP	75
BQ	76
BU	77
BX	79
CA	81
CB	82
CD	83
CE	84
CF	85
CG	86
CH	87
CM	89
CN	90
CO	91
CP	92
CR	93
CS	94
CU	95
CW	96
CZ	97
DH	98
EC	99
EG	102
EI	103
EP	104
FC	105
FE	106
FG	107
FL	108
FM	109
FN	110
FR	111
FS	112
FU	113
GA	114
GC	116
GD	117
GE	118
GL	120
GS	122
GT	123
HC	124
HT	125
HU	126
HV	127
ID	129
IL	130
IN	131
IO	132
IS	133

IT	135
IV	137
JL	138
KA	139
KE	140
KO	141
KR	143
KS	144
KT	145
LA	146
LB	148
LI	149
LL	150
LN	151
LV	152
LW	153
ME	154
MH	156
MI	157
ML	158
MS	159
MX	160
MY	161
MZ	162
NA	163
NF	164
NJ	165
NL	168
NM	169
NP	170
NQ	171
NR	172
NZ	173
OB	174
OC	175
OD	176
OH	177
OT	178
OU	180
PA	181
PC	182
PO	183
PR	184
PS	185
RA	186
RB	187

RI	188
RK	189
RM	190
RS	191
RU	192
SA	193
SB	194
SD	195
SI	197
SK	198
SL	199
SN	200
SR	202
SS	204
ST	205
SV	206
SW	207
SX	208
SY	209
TE	210
TI	212
TM	213
TN	214
TO	216
TP	218
TQ	219
TT	220
TW	221
TX	222
UC	224
UG	225
US	226
UY	227
WA	229
WC	231
WE	233
WI	235
WL	238
WN	239
WO	241
WT	243
WV	244
WW	245
YA	246
YP	248

YU	249
ZC	250

Results Ordered by Matrix/Nuclide

Air

²⁴¹ Am	251
Bq U	254
⁶⁰ Co	255
¹³⁷ Cs	260
Gross Alpha (GA)	265
Gross Beta (GB)	269
⁵⁴ Mn	273
²³⁸ Pu	277
²³⁹ Pu	279
⁹⁰ Sr	281
²³⁴ U	283
²³⁸ U	285
µg U	287

Soil

²²⁸ Ac	288
²⁴¹ Am	292
²¹² Bi	295
²¹⁴ Bi	299
Bq U	303
¹³⁷ Cs	304
⁴⁰ K	309
²¹² Pb	314
²¹⁴ Pb	318
²³⁸ Pu	322
²³⁹ Pu	323
⁹⁰ Sr	325
²³⁴ Th	327
²³⁴ U	330
²³⁸ U	332
µg/g U	334

Vegetation

²⁴¹ Am	335
²⁴⁴ Cm	337
⁶⁰ Co	338
¹³⁷ Cs	342
⁴⁰ K	346
²³⁸ Pu	350

²³⁹ Pu	351
⁹⁰ Sr	353
Water		
²⁴¹ Am	355
Bq U	358
⁶⁰ Co	359
¹³⁴ Cs	364
¹³⁷ Cs	369
Gross Alpha (GA)	374
Gross Beta (GB)	377
³ H	380
²³⁸ Pu	384
²³⁹ Pu	386
⁹⁰ Sr	388
²³⁴ U	391
²³⁸ U	393
µg/mL U	395

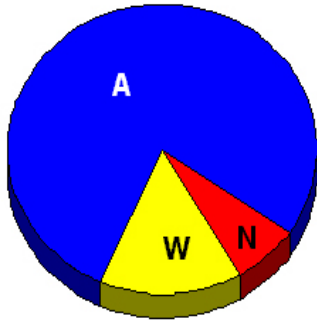
List of Labcodes of Participating* Laboratories for EML QAP-LVIII

Laboratories Reporting Data	396
Laboratories Not Reporting Data	400

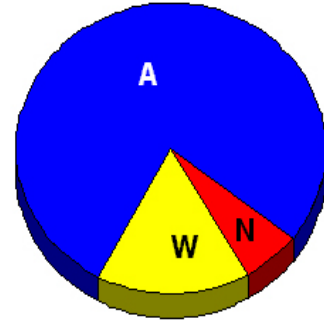
*Participating Laboratories are those laboratories that were sent samples.

QAP 58 Summary of Evaluations of 8044 Reported Analyses

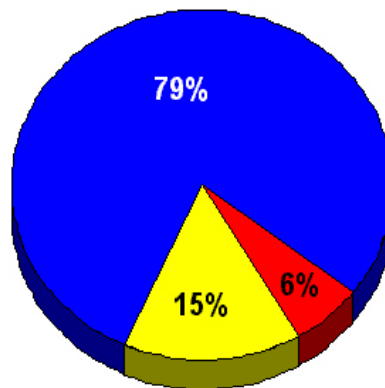
Air Filter: 1479 Analyses



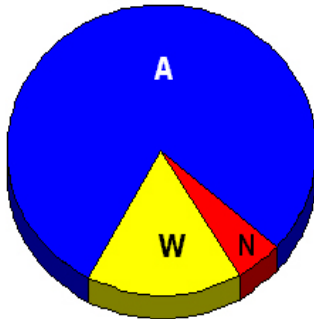
Soil: 2068 Analyses



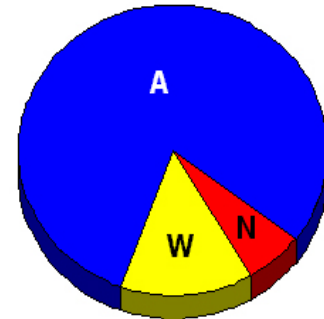
Summary:
All Analyses



Vegetation: 842 Analyses



Water: 1954 Analyses



■ Acceptable ■ Warning ■ Not Acceptable

Jun. 2003

QAP 58 Statistical Summary

Nuclide	EML Value	EML Error	Reported Values EML Value			No.* of Reported Values
			Mean	Median	Std. Dev.	
Matrix: AI						
AM241	0.340	0.040	0.963	0.941	0.194	71
Bq U	0.500	0.010	0.935	0.940	0.046	14
CO60	33.500	0.870	1.021	1.012	0.069	131
CS137	99.700	2.300	1.053	1.033	0.084	130
Gross Alpha	1.170	0.120	1.022	0.983	0.182	91
Gross Beta	1.500	0.150	1.063	1.063	0.097	92
MN54	43.800	1.130	1.051	1.040	0.092	128
PU238	0.520	0.010	0.985	0.990	0.071	49
PU239	0.330	0.010	0.987	1.000	0.072	49
SR90	2.800	0.140	0.942	0.933	0.108	38
U234	0.240	0.003	0.979	0.958	0.129	36
U238	0.240	0.010	0.963	0.946	0.087	37
ug/g U	19.700	0.760	0.950	0.971	0.144	14

Matrix: SO						
AC228	57.600	2.500	1.002	0.990	0.093	109
AM241	15.600	1.000	0.945	0.907	0.151	94
BI212	60.600	4.000	0.920	0.964	0.177	97
BI214	67.000	2.300	0.972	0.972	0.102	109
Bq U	249.000	0.300	0.976	0.984	0.103	19
CS137	1450.000	73.000	1.017	1.015	0.072	146
K40	636.000	33.000	1.029	1.026	0.088	138
PB212	57.900	2.900	1.013	1.020	0.116	104
PB214	71.100	2.300	0.972	0.965	0.112	113
PU238	21.900	1.300	1.078	1.066	0.155	22
PU239	23.400	1.100	1.031	1.042	0.089	54
SR90	64.400	3.100	0.933	0.890	0.162	46
TH234	127.000	7.100	1.032	1.003	0.234	72
U234	120.000	0.500	0.977	0.985	0.067	44
U238	125.000	0.300	0.977	0.988	0.064	53
ug/g U	10.100	0.300	0.934	0.970	0.135	22

*Statistical summary of "A" and "W" reported values

QAP 58 Statistical Summary

Nuclide	EML Value	EML Error	Reported Values			No.* of Reported Values
			Mean	Median	Std. Dev.	
Matrix: VE						
AM241	3.510	0.130	1.068	1.036	0.182	60
CM244	2.010	0.100	0.928	0.945	0.149	27
CO60	12.100	0.700	1.098	1.091	0.126	109
CS137	444.000	22.000	1.083	1.077	0.099	113
K40	1120.000	60.000	1.078	1.071	0.102	104
PU238	0.360	0.030	1.138	1.167	0.272	5
PU239	5.170	0.520	0.977	0.972	0.083	38
SR90	650.000	27.000	0.881	0.910	0.116	48

Matrix: WA						
AM241	2.130	0.150	1.061	1.059	0.111	83
Bq U	4.290	0.390	1.038	1.049	0.067	27
CO60	234.000	8.400	0.995	0.997	0.044	151
CS134	30.500	1.090	0.938	0.933	0.060	138
CS137	63.800	3.400	0.991	0.994	0.053	153
Gross Alpha	377.500	10.000	0.944	0.948	0.162	83
Gross Beta	627.500	10.000	1.057	1.039	0.147	101
H3	390.000	3.400	1.035	1.041	0.089	99
PU238	3.330	0.300	1.063	1.083	0.072	53
PU239	3.920	0.300	1.060	1.079	0.077	56
SR90	4.340	0.200	0.947	0.943	0.106	62
U234	2.050	0.190	1.064	1.068	0.064	55
U238	2.160	0.210	1.005	1.012	0.059	56
ug/g U	0.170	0.020	1.033	1.041	0.071	29

Units for matrices:

Air filter: AI=Bq/filter

Vegetation: VE=Bq/kg
Values for elemental uranium in µg/filter, g or mL.

Soil: SO=Bq/kg

Water: WA=Bq/L.

Conversion from Bq/kg or L to pCi/g or mL:

1 Bq/kg or L = 0.027 pCi/g or mL

Example: Convert 3 Bq/kg to pCi/g

3 Bq/kg x 27 pCi/Bq/1000 g/kg = 0.081 pCi/g

*Statistical summary of "A" and "W" reported values

QAP 58 Control Limits* by Matrix

Nuclide	Lower Limit	Lower Middle Limit	Upper Middle Limit	Upper Limit
---------	-------------	--------------------	--------------------	-------------

Matrix: AI

AM241	0.70	0.87	1.34	2.34
Bq U	0.79	0.90	1.30	2.10
CO60	0.80	0.90	1.11	1.26
CS137	0.80	0.90	1.17	1.32
Gross Alpha	0.73	0.84	1.21	1.43
Gross Beta	0.76	0.85	1.21	1.36
MN54	0.80	0.90	1.19	1.35
PU238	0.67	0.88	1.12	1.33
PU239	0.73	0.88	1.12	1.26
SR90	0.53	0.76	1.20	1.84
U234	0.80	0.90	1.31	1.90
U238	0.80	0.90	1.22	1.53
ug/g U	0.74	0.90	1.20	1.44

Matrix: SO

AC228	0.80	0.87	1.19	1.38
AM241	0.65	0.88	1.47	2.28
BI212	0.50	0.59	1.16	1.34
BI214	0.78	0.87	1.23	1.42
Bq U	0.71	0.80	1.10	1.32
CS137	0.80	0.90	1.16	1.25
K40	0.80	0.90	1.19	1.32
PB212	0.78	0.89	1.19	1.32
PB214	0.76	0.88	1.27	1.46
PU238	0.59	0.87	1.49	2.88
PU239	0.71	0.87	1.13	1.30
SR90	0.67	0.82	1.35	2.90
TH234	0.63	0.82	1.59	2.35
U234	0.74	0.84	1.10	1.20
U238	0.68	0.82	1.10	1.22
ug/g U	0.46	0.64	1.10	1.20

*Control limits are established from historical QAP data and reported as:
the ratio of Reported Value vs. EML Value

QAP 58 Control Limits* by Matrix

Nuclide	Lower Limit	Lower Middle Limit	Upper Middle Limit	Upper Limit
---------	-------------	--------------------	--------------------	-------------

Matrix: VE

AM241	0.73	0.88	1.42	2.02
CM244	0.61	0.81	1.28	1.59
CO60	0.80	0.90	1.22	1.44
CS137	0.80	0.90	1.19	1.31
K40	0.79	0.90	1.22	1.39
PU238	0.58	0.77	1.24	1.70
PU239	0.69	0.84	1.14	1.31
SR90	0.55	0.74	1.10	1.21

Matrix: WA

AM241	0.79	0.90	1.19	1.41
Bq U	0.75	0.87	1.18	1.33
CO60	0.80	0.90	1.10	1.20
CS134	0.80	0.90	1.14	1.30
CS137	0.80	0.90	1.12	1.22
Gross Alpha	0.58	0.79	1.13	1.29
Gross Beta	0.61	0.81	1.29	1.43
H3	0.78	0.90	1.32	2.45
PU238	0.74	0.90	1.10	1.20
PU239	0.79	0.90	1.10	1.20
SR90	0.69	0.84	1.15	1.34
U234	0.80	0.90	1.17	1.34
U238	0.80	0.90	1.16	1.28
ug/g U	0.80	0.90	1.11	1.24

The following are recommended performance criteria for analysis of environmental levels of analytes:
Acceptable: Lower Middle Limit \leq A \leq Upper Middle Limit

Acceptable with Warning: Lower Limit \leq W < Lower Middle Limit or Upper Middle Limit < W \leq Upper Limit

Not Acceptable: N < Lower Limit or N > Upper Limit

*Control limits are established from historical QAP data and reported as:
the ratio of Reported Value vs. EML Value

QAP 58 Summary of Matrix Evaluations by Laboratory

Matrix	Evaluation Summary			Total Analyses	Evaluation Percentages		
	A	W	N		% A	% W	% N
Lab: AC Analytical Chemistry Laboratory, Argonne, IL							
SO	10	1	1	12	83	8	8
WA	7	5	0	12	58	42	0
AI	8	2	1	11	73	18	9
VE	3	2	2	7	43	29	29
Totals:	28	10	4	42	67%	24%	10%
Lab: AF Air Force Analytical Lab (AFIERA/SDRR), Brooks AFB							
SO	4	2	0	6	67	33	0
WA	10	1	0	11	91	9	0
AI	4	2	0	6	67	33	0
Totals:	18	5	0	23	78%	22%	0%
Lab: AG Paragon Analytics, Inc. Fort Collins, CO							
SO	10	2	0	12	83	17	0
WA	11	0	0	11	100	0	0
VE	7	0	0	7	100	0	0
AI	7	1	0	8	88	13	0
Totals:	35	3	0	38	92%	8%	0%
Lab: AI Nuclear Technology Services, Inc., Roswell, GA							
VE	6	1	0	7	86	14	0
SO	11	2	2	15	73	13	13
WA	5	4	5	14	36	29	36
AI	10	2	1	13	77	15	8
Totals:	32	9	8	49	65%	18%	16%
Lab: AM American Radiation Services, Inc., Baton Rouge							
SO	11	1	1	13	85	8	8
WA	4	3	4	11	36	27	36
VE	6	0	0	6	100	0	0
AI	3	8	0	11	27	73	0
Totals:	24	12	5	41	59%	29%	12%
Lab: AN Argonne National Laboratory							
SO	7	0	0	7	100	0	0
WA	10	0	0	10	100	0	0
AI	9	0	0	9	100	0	0
Totals:	26	0	0	26	100%	0%	0%

QAP 58 Summary of Matrix Evaluations by Laboratory

Matrix	Evaluation Summary			Total Analyses	Evaluation Percentages		
	A	W	N		% A	% W	% N
Lab: AP Aberdeen Proving Ground, Aberdeen, MD							
AI	0	0	1	1	0	0	100
Totals:	0	0	1	1	0%	0%	100%
Lab: AT ATL International inc., Germantown, MD							
WA	11	2	0	13	85	15	0
AI	12	0	0	12	100	0	0
SO	11	1	0	12	92	8	0
VE	7	0	0	7	100	0	0
Totals:	41	3	0	44	93%	7%	0%
Lab: AU ORISE RSAT/ESSAP, Oak Ridge							
SO	12	1	0	13	92	8	0
WA	10	2	0	12	83	17	0
AI	9	1	0	10	90	10	0
VE	6	1	0	7	86	14	0
Totals:	37	5	0	42	88%	12%	0%
Lab: AV Australian Radiation Protection and Nuclear Safety Agency							
VE	3	1	0	4	75	25	0
AI	4	0	0	4	100	0	0
SO	8	1	0	9	89	11	0
WA	6	1	0	7	86	14	0
Totals:	21	3	0	24	88%	13%	0%
Lab: AW Argonne West National Lab							
WA	3	0	0	3	100	0	0
AI	2	1	0	3	67	33	0
Totals:	5	1	0	6	83%	17%	0%
Lab: BA Bettis Atomic Power Lab, West Mifflin, PA							
VE	1	0	0	1	100	0	0
SO	1	0	0	1	100	0	0
WA	5	0	0	5	100	0	0
AI	3	0	0	3	100	0	0
Totals:	10	0	0	10	100%	0%	0%
Lab: BC SBCCOM Radiation Laboratory							
AI	4	0	0	4	100	0	0

QAP 58 Summary of Matrix Evaluations by Laboratory

Matrix	Evaluation Summary			Total Analyses	Evaluation Percentages		
	A	W	N		% A	% W	% N
Totals:	4	0	0	4	100%	0%	0%
Lab: BE Grand Junction Office Analytical Laboratory							
VE	7	0	0	7	100	0	0
SO	11	2	0	13	85	15	0
WA	13	0	0	13	100	0	0
AI	12	0	0	12	100	0	0
Totals:	43	2	0	45	96%	4%	0%
Lab: BM Battelle Memorial Institute, Columbus, OH							
SO	5	1	0	6	83	17	0
WA	6	2	0	8	75	25	0
VE	5	0	0	5	100	0	0
AI	7	1	0	8	88	13	0
Totals:	23	4	0	27	85%	15%	0%
Lab: BN U.S. Department of Energy, BNL							
VE	1	2	0	3	33	67	0
SO	5	2	0	7	71	29	0
WA	6	0	0	6	100	0	0
AI	3	2	0	5	60	40	0
Totals:	15	6	0	21	71%	29%	0%
Lab: BO BOMARC Missile Site							
SO	1	0	0	1	100	0	0
Totals:	1	0	0	1	100%	0%	0%
Lab: BP Battelle Pacific Northwest National Laboratory							
WA	2	0	0	2	100	0	0
Totals:	2	0	0	2	100%	0%	0%
Lab: BQ Becquerel Laboratories Inc., Mississauga, Ontario, Canada							
VE	1	1	0	2	50	50	0
SO	7	0	2	9	78	0	22
WA	3	3	2	8	38	38	25
AI	4	2	0	6	67	33	0
Totals:	15	6	4	25	60%	24%	16%

QAP 58 Summary of Matrix Evaluations by Laboratory

Matrix	Evaluation Summary			Total Analyses	Evaluation Percentages		
	A	W	N		% A	% W	% N
Lab: BU Autoridad Regulatoria, Buenos Aires, Argentina							
AI	8	1	0	9	89	11	0
WA	9	1	0	10	90	10	0
SO	12	2	0	14	86	14	0
VE	5	2	0	7	71	29	0
Totals:	34	6	0	40	85%	15%	0%
Lab: BX BWX Technologies, Inc., Lynchburg, VA							
SO	10	3	0	13	77	23	0
WA	9	1	2	12	75	8	17
AI	10	1	0	11	91	9	0
VE	6	1	0	7	86	14	0
Totals:	35	6	2	43	81%	14%	5%
Lab: CA Canadian Nuclear Safety Commission, Ottawa, Canada							
AI	7	1	0	8	88	13	0
SO	0	3	2	5	0	60	40
WA	10	4	0	14	71	29	0
Totals:	17	8	2	27	63%	30%	7%
Lab: CB Radiation Protection Bureau, Ontario, Canada							
WA	11	0	0	11	100	0	0
AI	4	0	0	4	100	0	0
Totals:	15	0	0	15	100%	0%	0%
Lab: CD Centrale nucleaire Gentilly-2							
VE	0	3	0	3	0	100	0
SO	7	0	0	7	100	0	0
WA	5	0	0	5	100	0	0
AI	4	0	0	4	100	0	0
Totals:	16	3	0	19	84%	16%	0%
Lab: CE Environmental Monitoring Laboratory, New Brunswick, Canada							
WA	7	0	0	7	100	0	0
SO	2	0	0	2	100	0	0
VE	0	2	1	3	0	67	33
AI	6	0	0	6	100	0	0
Totals:	15	2	1	18	83%	11%	6%

QAP 58 Summary of Matrix Evaluations by Laboratory

Matrix	Evaluation Summary			Total Analyses	Evaluation Percentages		
	A	W	N		% A	% W	% N
Lab: CF Freshwater Institute Radiochemistry Winnipeg, Manitoba, Canada							
VE	9	0	0	9	100	0	0
SO	10	2	0	12	83	17	0
WA	9	2	4	15	60	13	27
Totals:	28	4	4	36	78%	11%	11%
Lab: CG AECL WL Environmental Monitoring Group, Canada							
AI	5	0	0	5	100	0	0
VE	4	0	0	4	100	0	0
SO	1	1	0	2	50	50	0
WA	4	1	1	6	67	17	17
Totals:	14	2	1	17	82%	12%	6%
Lab: CH California State Dept. Health Serv., Sanitation & Radiation Laboratory							
AI	7	5	0	12	58	42	0
WA	13	0	0	13	100	0	0
VE	6	1	0	7	86	14	0
SO	8	4	3	15	53	27	20
Totals:	34	10	3	47	72%	21%	6%
Lab: CM Metropolitan Water Reclamation District of Greater Chicago							
WA	12	0	0	12	100	0	0
SO	14	0	0	14	100	0	0
Totals:	26	0	0	26	100%	0%	0%
Lab: CN China Institute for Radiation Protection							
AI	3	1	0	4	75	25	0
VE	4	0	0	4	100	0	0
SO	8	0	0	8	100	0	0
Totals:	15	1	0	16	94%	6%	0%
Lab: CO Bedford Institute of Oceanography, Dartmouth, Nova Scotia, Canada							
VE	6	0	0	6	100	0	0
SO	3	0	0	3	100	0	0
AI	0	8	1	9	0	89	11
Totals:	9	8	1	18	50%	44%	6%
Lab: CP CoPhysics Corporation, Monroe, NY							
SO	7	0	0	7	100	0	0
WA	6	0	0	6	100	0	0

QAP 58 Summary of Matrix Evaluations by Laboratory

Matrix	Evaluation Summary			Total Analyses	Evaluation Percentages		
	A	W	N		% A	% W	% N
AI	2	0	0	2	100	0	0
Totals:	15	0	0	15	100%	0%	0%
Lab: CR Atomic Energy of Canada, Chalk River Laboratories, Canada							
VE	0	2	1	3	0	67	33
SO	3	3	2	8	38	38	25
WA	7	0	2	9	78	0	22
Totals:	10	5	5	20	50%	25%	25%
Lab: CS Rocketdyne Propulsion & Power, Canoga Park, CA							
AI	3	0	0	3	100	0	0
VE	3	0	0	3	100	0	0
SO	1	3	4	8	13	38	50
WA	3	0	0	3	100	0	0
Totals:	10	3	4	17	59%	18%	24%
Lab: CU Universite Laval, Quebec Canada							
AI	3	1	0	4	75	25	0
WA	5	0	0	5	100	0	0
VE	1	2	0	3	33	67	0
SO	7	0	0	7	100	0	0
Totals:	16	3	0	19	84%	16%	0%
Lab: CW Carlsbad Environmental Monitoring Research Center, NM							
VE	3	0	0	3	100	0	0
SO	13	0	0	13	100	0	0
WA	10	1	0	11	91	9	0
AI	8	0	0	8	100	0	0
Totals:	34	1	0	35	97%	3%	0%
Lab: CZ ACZ Laboratories, Inc. Steamboat Springs, CO							
WA	2	0	0	2	100	0	0
Totals:	2	0	0	2	100%	0%	0%
Lab: DH Duke Engineering Services Hanford							
SO	2	0	0	2	100	0	0
WA	4	2	0	6	67	33	0
AI	4	2	0	6	67	33	0

QAP 58 Summary of Matrix Evaluations by Laboratory

Matrix	Evaluation Summary			Total Analyses	Evaluation Percentages		
	A	W	N		% A	% W	% N
Totals:	10	4	0	14	71%	29%	0%
Lab: EC Envirocare of Utah							
WA	18	2	0	20	90	10	0
AI	9	20	1	30	30	67	3
SO	40	5	0	45	89	11	0
Totals:	67	27	1	95	71%	28%	1%
Lab: EG INEEL TRA Radioanalytical Laboratory, Scoville							
SO	5	1	2	8	63	13	25
WA	7	3	0	10	70	30	0
AI	4	4	0	8	50	50	0
VE	2	1	0	3	67	33	0
Totals:	18	9	2	29	62%	31%	7%
Lab: EI Eichrom Technologies, IL							
SO	4	1	0	5	80	20	0
Totals:	4	1	0	5	80%	20%	0%
Lab: EP US EPA, Las Vegas							
AI	5	0	0	5	100	0	0
SO	2	0	0	2	100	0	0
WA	3	3	0	6	50	50	0
Totals:	10	3	0	13	77%	23%	0%
Lab: FC IRSN/SSEI site du Vesinet, France							
AI	7	4	0	11	64	36	0
Totals:	7	4	0	11	64%	36%	0%
Lab: FE Fernald WPRAP Field Office, Ohio							
WA	5	0	0	5	100	0	0
AI	2	0	0	2	100	0	0
SO	5	2	0	7	71	29	0
Totals:	12	2	0	14	86%	14%	0%
Lab: FG FGL Environmental, Santa Paula, CA							
SO	1	0	0	1	100	0	0
WA	8	1	0	9	89	11	0

QAP 58 Summary of Matrix Evaluations by Laboratory

Matrix	Evaluation Summary			Total Analyses	Evaluation Percentages		
	A	W	N		% A	% W	% N
Totals:	9	1	0	10	90%	10%	0%
Lab: FL Florida Dept of Health & Rehab. Serv., Orlando							
WA	7	1	0	8	88	13	0
SO	9	1	0	10	90	10	0
VE	4	0	0	4	100	0	0
AI	5	0	1	6	83	0	17
Totals:	25	2	1	28	89%	7%	4%
Lab: FM Florida Mobile Emergency Radiological Laboratory, Orlando							
WA	3	0	1	4	75	0	25
AI	3	1	0	4	75	25	0
Totals:	6	1	1	8	75%	13%	13%
Lab: FN Fermi Lab, Batavia, IL							
VE	3	0	0	3	100	0	0
SO	6	1	0	7	86	14	0
WA	5	1	0	6	83	17	0
AI	4	1	0	5	80	20	0
Totals:	18	3	0	21	86%	14%	0%
Lab: FR CEA/SACLAY - SPR/SRSE, France							
WA	5	0	0	5	100	0	0
Totals:	5	0	0	5	100%	0%	0%
Lab: FS Florida State University, Tallahassee							
SO	6	1	0	7	86	14	0
Totals:	6	1	0	7	86%	14%	0%
Lab: FU FUSRAP Laboratory, Missouri							
VE	3	0	0	3	100	0	0
SO	10	0	0	10	100	0	0
WA	1	1	0	2	50	50	0
Totals:	14	1	0	15	93%	7%	0%
Lab: GA Lockheed Martin, Pikton, OH							
SO	10	1	3	14	71	7	21
WA	10	0	2	12	83	0	17

QAP 58 Summary of Matrix Evaluations by Laboratory

Matrix	Evaluation Summary				Evaluation Percentages		
	A	W	N	Total Analyses	% A	% W	% N
VE	6	1	0	7	86	14	0
AI	8	2	0	10	80	20	0
Totals:	34	4	5	43	79%	9%	12%
Lab: GC Georgia Power Company Environmental Lab							
VE	6	3	0	9	67	33	0
SO	5	1	0	6	83	17	0
WA	10	2	0	12	83	17	0
AI	9	0	0	9	100	0	0
Totals:	30	6	0	36	83%	17%	0%
Lab: GD GTS Duratek, Oak Ridge, TN							
SO	0	0	2	2	0	0	100
WA	2	1	0	3	67	33	0
AI	3	0	0	3	100	0	0
Totals:	5	1	2	8	63%	13%	25%
Lab: GE General Engineering Labs, Charleston, SC							
VE	7	0	0	7	100	0	0
AI	11	1	0	12	92	8	0
SO	10	3	1	14	71	21	7
WA	11	1	1	13	85	8	8
Totals:	39	5	2	46	85%	11%	4%
Lab: GL GEL ER/RFI Mobile Laboratory							
SO	23	7	2	32	72	22	6
WA	19	5	0	24	79	21	0
Totals:	42	12	2	56	75%	21%	4%
Lab: GS USGS/NWQL, Arvada, CO							
WA	4	1	1	6	67	17	17
Totals:	4	1	1	6	67%	17%	17%
Lab: GT Georgia Institute of Technology							
AI	9	1	0	10	90	10	0
WA	10	1	0	11	91	9	0
VE	4	2	0	6	67	33	0
SO	6	1	0	7	86	14	0

QAP 58 Summary of Matrix Evaluations by Laboratory

Matrix	Evaluation Summary			Total Analyses	Evaluation Percentages		
	A	W	N		% A	% W	% N
Totals:	29	5	0	34	85%	15%	0%
Lab: HC Lawrence Livermore Laboratory, California							
WA	2	1	0	3	67	33	0
AI	1	1	0	2	50	50	0
Totals:	3	2	0	5	60%	40%	0%
Lab: HT Technical University, Budapest, Hungary							
SO	0	0	4	4	0	0	100
WA	3	1	0	4	75	25	0
Totals:	3	1	4	8	38%	13%	50%
Lab: HU Water Resources Research Centre (VITUKI), Hungary							
VE	2	1	0	3	67	33	0
SO	3	2	3	8	38	25	38
WA	5	0	0	5	100	0	0
AI	3	0	1	4	75	0	25
Totals:	13	3	4	20	65%	15%	20%
Lab: HV Environmental Protection Inspectorate, Lower Danube Valley, Laboratory							
SO	12	0	4	16	75	0	25
WA	6	3	5	14	43	21	36
VE	4	0	0	4	100	0	0
AI	6	0	6	12	50	0	50
Totals:	28	3	15	46	61%	7%	33%
Lab: ID Institute of Radiation Protection and Dosimetry, IRD/ CNEN, Brazil							
VE	4	2	0	6	67	33	0
SO	9	2	0	11	82	18	0
AI	8	0	0	8	100	0	0
Totals:	21	4	0	25	84%	16%	0%
Lab: IL ISU Environmental Assessment Laboratory, Pocatello, ID							
WA	4	1	0	5	80	20	0
AI	5	0	0	5	100	0	0
Totals:	9	1	0	10	90%	10%	0%

QAP 58 Summary of Matrix Evaluations by Laboratory

Matrix	Evaluation Summary			Total Analyses	Evaluation Percentages		
	A	W	N		% A	% W	% N
Lab: IN INEEL INTECH Radioanalytical Laboratory							
SO	5	3	1	9	56	33	11
WA	7	2	0	9	78	22	0
VE	2	1	0	3	67	33	0
AI	1	2	0	3	33	67	0
Totals:	15	8	1	24	63%	33%	4%
Lab: IO Illinois Department of Nuclear Safety							
VE	3	1	0	4	75	25	0
SO	8	3	0	11	73	27	0
WA	8	1	0	9	89	11	0
AI	6	0	0	6	100	0	0
Totals:	25	5	0	30	83%	17%	0%
Lab: IS Severn Trent Laboratories - St. Louis							
VE	5	1	1	7	71	14	14
AI	5	3	4	12	42	25	33
SO	13	3	0	16	81	19	0
WA	12	1	0	13	92	8	0
Totals:	35	8	5	48	73%	17%	10%
Lab: IT STL Inc. Richland Washington							
VE	4	2	1	7	57	29	14
SO	10	3	1	14	71	21	7
WA	9	4	0	13	69	31	0
AI	10	1	1	12	83	8	8
Totals:	33	10	3	46	72%	22%	7%
Lab: IV IT Corporation, Las Vegas, NV							
SO	2	0	0	2	100	0	0
WA	2	0	0	2	100	0	0
Totals:	4	0	0	4	100%	0%	0%
Lab: JL Jefferson Lab, Newport News, VA							
WA	8	1	0	9	89	11	0
AI	9	0	0	9	100	0	0
Totals:	17	1	0	18	94%	6%	0%
Lab: KA Knolls Atomic Power Lab, Schenectady							
SO	4	0	0	4	100	0	0

QAP 58 Summary of Matrix Evaluations by Laboratory

Matrix	Evaluation Summary				Evaluation Percentages		
	A	W	N	Total Analyses	% A	% W	% N
WA	8	1	0	9	89	11	0
AI	2	0	0	2	100	0	0
Totals:	14	1	0	15	93%	7%	0%
Lab: KE Uljin NPP Environmental Radiation Laboratory, South Korea							
VE	5	0	0	5	100	0	0
SO	3	3	0	6	50	50	0
AI	2	3	0	5	40	60	0
Totals:	10	6	0	16	63%	38%	0%
Lab: KO Korea Institute of Nuclear Safety							
VE	7	0	0	7	100	0	0
SO	15	0	0	15	100	0	0
WA	13	1	0	14	93	7	0
AI	13	0	0	13	100	0	0
Totals:	48	1	0	49	98%	2%	0%
Lab: KR Korea Atomic Energy Research Institute							
WA	3	3	6	12	25	25	50
AI	6	0	0	6	100	0	0
SO	6	3	0	9	67	33	0
VE	4	1	0	5	80	20	0
Totals:	19	7	6	32	59%	22%	19%
Lab: KS Radiochemistry Laboratory, DHEL, KDHE, Kansas							
SO	4	0	0	4	100	0	0
WA	5	1	0	6	83	17	0
AI	4	0	0	4	100	0	0
VE	3	1	0	4	75	25	0
Totals:	16	2	0	18	89%	11%	0%
Lab: KT Korea Radiation Technology Institute Co.							
VE	4	0	0	4	100	0	0
AI	3	4	1	8	38	50	13
SO	8	4	2	14	57	29	14
WA	8	0	1	9	89	0	11
Totals:	23	8	4	35	66%	23%	11%
Lab: LA Los Alamos National Laboratory, NM							
VE	14	1	0	15	93	7	0
SO	27	9	0	36	75	25	0

QAP 58 Summary of Matrix Evaluations by Laboratory

Matrix	Evaluation Summary			Total Analyses	Evaluation Percentages		
	A	W	N		% A	% W	% N
WA	27	0	0	27	100	0	0
Totals:	68	10	0	78	87%	13%	0%
Lab: LB Lawrence Berkeley Lab UCB							
VE	3	0	0	3	100	0	0
SO	5	3	0	8	63	38	0
WA	7	1	3	11	64	9	27
AI	1	3	0	4	25	75	0
Totals:	16	7	3	26	62%	27%	12%
Lab: LI Lionville Laboratory, Inc. PA							
WA	2	1	0	3	67	33	0
AI	2	0	0	2	100	0	0
Totals:	4	1	0	5	80%	20%	0%
Lab: LL LLNL Chemistry and Material Science/Environmental							
AI	4	0	3	7	57	0	43
WA	8	3	0	11	73	27	0
SO	1	1	2	4	25	25	50
Totals:	13	4	5	22	59%	18%	23%
Lab: LN Los Alamos National Lab, ES&H							
AI	5	0	0	5	100	0	0
WA	4	0	0	4	100	0	0
Totals:	9	0	0	9	100%	0%	0%
Lab: LV UNLV, Dept of Health Physics							
VE	3	0	1	4	75	0	25
SO	8	1	0	9	89	11	0
WA	7	0	0	7	100	0	0
AI	4	1	1	6	67	17	17
Totals:	22	2	2	26	85%	8%	8%
Lab: LW Lawrence Livermore National Lab, Waste							
WA	10	1	0	11	91	9	0
SO	4	3	0	7	57	43	0
Totals:	14	4	0	18	78%	22%	0%

QAP 58 Summary of Matrix Evaluations by Laboratory

Matrix	Evaluation Summary			Total Analyses	Evaluation Percentages		
	A	W	N		% A	% W	% N
Lab: ME Radiation Control Program, Jamaica Plain, MA							
AI	13	3	1	17	76	18	6
WA	13	0	0	13	100	0	0
VE	0	5	4	9	0	56	44
SO	18	8	1	27	67	30	4
Totals:	44	16	6	66	67%	24%	9%
Lab: MH Maine Health & Environmental Testing Laboratory							
VE	4	0	0	4	100	0	0
SO	4	2	2	8	50	25	25
AI	0	3	0	3	0	100	0
Totals:	8	5	2	15	53%	33%	13%
Lab: MI Massachusetts Institute of Technology							
WA	8	5	1	14	57	36	7
AI	4	0	1	5	80	0	20
Totals:	12	5	2	19	63%	26%	11%
Lab: ML BWXT of Ohio, Mound, Miamisburg, Ohio							
AI	1	3	0	4	25	75	0
WA	3	2	0	5	60	40	0
Totals:	4	5	0	9	44%	56%	0%
Lab: MS Manufacturing Sciences Corporation, Oak Ridge							
SO	8	1	0	9	89	11	0
WA	5	1	0	6	83	17	0
AI	6	0	0	6	100	0	0
Totals:	19	2	0	21	90%	10%	0%
Lab: MX Laboratory of Radiochimica CREN-U of Zacatecas, Mexico							
SO	0	2	0	2	0	100	0
Totals:	0	2	0	2	0%	100%	0%
Lab: MY FUSRAP Maywood Mobile Laboratory, NJ							
SO	11	1	4	16	69	6	25
AI	0	0	4	4	0	0	100
Totals:	11	1	8	20	55%	5%	40%

QAP 58 Summary of Matrix Evaluations by Laboratory

Matrix	Evaluation Summary			Total Analyses	Evaluation Percentages		
	A	W	N		% A	% W	% N
Lab: MZ Comisi=n Nacional de Seguridad Nuclear y Salvaguadias, Mexico							
SO	3	2	5	10	30	20	50
AI	0	5	14	19	0	26	74
Totals:	3	7	19	29	10%	24%	66%
Lab: NA US EPA NAREL, Montgomery, AL							
AI	8	1	0	9	89	11	0
VE	6	0	0	6	100	0	0
SO	9	2	0	11	82	18	0
WA	6	3	0	9	67	33	0
Totals:	29	6	0	35	83%	17%	0%
Lab: NF Nuclear Fuel Services, Erwin, TN							
WA	2	4	0	6	33	67	0
Totals:	2	4	0	6	33%	67%	0%
Lab: NJ NJ Department of Health and Senior Services							
SO	42	1	0	43	98	2	0
WA	33	8	3	44	75	18	7
AI	19	0	1	20	95	0	5
VE	10	10	0	20	50	50	0
Totals:	104	19	4	127	82%	15%	3%
Lab: NL Fluor Daniel Fernald, Inc., Ohio							
SO	1	0	0	1	100	0	0
WA	2	0	1	3	67	0	33
AI	0	1	0	1	0	100	0
Totals:	3	1	1	5	60%	20%	20%
Lab: NM Environmental Evaluation Group, Carlsbad, NM							
WA	4	1	0	5	80	20	0
AI	4	0	1	5	80	0	20
SO	7	2	3	12	58	17	25
Totals:	15	3	4	22	68%	14%	18%
Lab: NP JAF Environmental Laboratory, New York Power Authority							
AI	4	0	0	4	100	0	0
WA	5	0	0	5	100	0	0

QAP 58 Summary of Matrix Evaluations by Laboratory

Matrix	Evaluation Summary			Total Analyses	Evaluation Percentages		
	A	W	N		% A	% W	% N
Totals:	9	0	0	9	100%	0%	0%
Lab: NQ New Mexico Department of Health, Albuquerque							
AI	7	3	0	10	70	30	0
SO	11	1	0	12	92	8	0
WA	10	0	0	10	100	0	0
Totals:	28	4	0	32	88%	13%	0%
Lab: NR Naval Reactors Facility Chemistry, Scoville, ID							
AI	3	0	0	3	100	0	0
WA	2	0	0	2	100	0	0
VE	1	0	0	1	100	0	0
SO	1	0	0	1	100	0	0
Totals:	7	0	0	7	100%	0%	0%
Lab: NZ National Radiation Laboratory, New Zealand							
VE	3	1	0	4	75	25	0
SO	7	2	0	9	78	22	0
WA	4	0	0	4	100	0	0
AI	4	0	0	4	100	0	0
Totals:	18	3	0	21	86%	14%	0%
Lab: OB OBG Laboratories, East Syracuse, NY							
SO	9	2	3	14	64	14	21
WA	9	2	0	11	82	18	0
AI	2	0	0	2	100	0	0
Totals:	20	4	3	27	74%	15%	11%
Lab: OC Radiation Protection Service Laboratory, Ontario, Canada							
AI	4	1	0	5	80	20	0
VE	3	0	0	3	100	0	0
SO	7	0	0	7	100	0	0
WA	6	0	0	6	100	0	0
Totals:	20	1	0	21	95%	5%	0%
Lab: OD ORNL, Radiobioassay Lab							
WA	8	1	0	9	89	11	0
AI	5	0	0	5	100	0	0

QAP 58 Summary of Matrix Evaluations by Laboratory

Matrix	Evaluation Summary			Total Analyses	Evaluation Percentages		
	A	W	N		% A	% W	% N
Totals:	13	1	0	14	93%	7%	0%
Lab: OH Ohio Dept Of Health Laboratory, Columbus							
VE	3	0	0	3	100	0	0
SO	2	3	2	7	29	43	29
WA	8	0	0	8	100	0	0
Totals:	13	3	2	18	72%	17%	11%
Lab: OT ORNL Radioactive Material Analysis Lab							
VE	6	1	0	7	86	14	0
SO	9	1	0	10	90	10	0
WA	11	0	0	11	100	0	0
AI	10	0	0	10	100	0	0
Totals:	36	2	0	38	95%	5%	0%
Lab: OU Outreach Laboratory, Broken Arrow, OK							
VE	3	0	1	4	75	0	25
AI	2	0	3	5	40	0	60
SO	9	0	2	11	82	0	18
WA	1	2	5	8	13	25	63
Totals:	15	2	11	28	54%	7%	39%
Lab: PA BWXT Pantex, Amarillo, TX							
AI	10	0	0	10	100	0	0
Totals:	10	0	0	10	100%	0%	0%
Lab: PC pCi/Labs, Inc., Orangeburg, NY							
WA	1	0	1	2	50	0	50
AI	1	1	0	2	50	50	0
Totals:	2	1	1	4	50%	25%	25%
Lab: PO Institute of Oceanology PAN, Poland							
AI	4	0	0	4	100	0	0
SO	7	0	0	7	100	0	0
VE	3	0	0	3	100	0	0
Totals:	14	0	0	14	100%	0%	0%

QAP 58 Summary of Matrix Evaluations by Laboratory

Matrix	Evaluation Summary			Total Analyses	Evaluation Percentages		
	A	W	N		% A	% W	% N
Lab: PR Princeton Plasma Physics Lab							
AI	2	1	0	3	67	33	0
WA	2	2	0	4	50	50	0
Totals:	4	3	0	7	57%	43%	0%
Lab: PS PA-DEP Bureau of Radiation Protection, Harrisburg							
VE	3	0	3	6	50	0	50
SO	8	2	0	10	80	20	0
WA	8	2	1	11	73	18	9
AI	9	0	0	9	100	0	0
Totals:	28	4	4	36	78%	11%	11%
Lab: RA V. G. Khlopin Radium Institute, St. Petersburg, Russia							
SO	11	1	0	12	92	8	0
AI	7	0	0	7	100	0	0
VE	6	0	0	6	100	0	0
Totals:	24	1	0	25	96%	4%	0%
Lab: RB Research Department of a Radiative Metrology, Belarus							
AI	4	1	1	6	67	17	17
SO	8	1	0	9	89	11	0
WA	5	0	1	6	83	0	17
VE	2	1	2	5	40	20	40
Totals:	19	3	4	26	73%	12%	15%
Lab: RI Fluor Hanford, Inc., 222S Lab.							
AI	8	1	0	9	89	11	0
WA	10	2	1	13	77	15	8
SO	6	0	0	6	100	0	0
VE	2	1	0	3	67	33	0
Totals:	26	4	1	31	84%	13%	3%
Lab: RK Rock Island Arsenal, Illinois							
AI	1	0	1	2	50	0	50
Totals:	1	0	1	2	50%	0%	50%
Lab: RM RMI Environmental Services, Ashtabula, OH							
SO	3	4	0	7	43	57	0
WA	3	0	0	3	100	0	0
AI	0	2	0	2	0	100	0

QAP 58 Summary of Matrix Evaluations by Laboratory

Matrix	Evaluation Summary			Total Analyses	Evaluation Percentages		
	A	W	N		% A	% W	% N
Totals:	6	6	0	12	50%	50%	0%
Lab: RS RSA Laboratories, Hebron, CT							
VE	3	0	1	4	75	0	25
SO	5	2	1	8	63	25	13
WA	3	0	1	4	75	0	25
AI	5	0	1	6	83	0	17
Totals:	16	2	4	22	73%	9%	18%
Lab: RU Research Institute of Radiology, Belarus							
VE	3	0	1	4	75	0	25
SO	6	0	1	7	86	0	14
WA	3	0	0	3	100	0	0
AI	3	0	0	3	100	0	0
Totals:	15	0	2	17	88%	0%	12%
Lab: SA Sandia Labs Radioactive Sample Diag. Prog., NM							
SO	4	0	0	4	100	0	0
WA	7	0	0	7	100	0	0
AI	5	0	0	5	100	0	0
Totals:	16	0	0	16	100%	0%	0%
Lab: SB SC Dept. of Health and Environment Control Radiological Lab							
WA	4	1	1	6	67	17	17
AI	6	0	0	6	100	0	0
Totals:	10	1	1	12	83%	8%	8%
Lab: SD STL Denver							
VE	6	0	0	6	100	0	0
SO	13	2	0	15	87	13	0
WA	10	2	1	13	77	15	8
AI	12	0	1	13	92	0	8
Totals:	41	4	2	47	87%	9%	4%
Lab: SI Jozef Stefan Institute, Slovenia							
VE	4	0	0	4	100	0	0
SO	10	1	0	11	91	9	0
WA	6	0	1	7	86	0	14
AI	8	0	0	8	100	0	0

QAP 58 Summary of Matrix Evaluations by Laboratory

Matrix	Evaluation Summary			Total Analyses	Evaluation Percentages		
	A	W	N		% A	% W	% N
Totals:	28	1	1	30	93%	3%	3%
Lab: SK Savannah River Plant							
VE	5	2	0	7	71	29	0
WA	7	0	0	7	100	0	0
SO	17	1	1	19	89	5	5
Totals:	29	3	1	33	88%	9%	3%
Lab: SL Stanford Linear Accelerator Center							
SO	0	1	0	1	0	100	0
WA	1	1	0	2	50	50	0
Totals:	1	2	0	3	33%	67%	0%
Lab: SN Sanford Cohen Associates, Inc., Montgomery, AL							
VE	4	3	0	7	57	43	0
SO	11	0	1	12	92	0	8
WA	8	3	1	12	67	25	8
AI	6	1	0	7	86	14	0
Totals:	29	7	2	38	76%	18%	5%
Lab: SR Savannah River Environmental Laboratory							
VE	6	1	0	7	86	14	0
AI	8	3	0	11	73	27	0
SO	6	5	2	13	46	38	15
WA	8	4	0	12	67	33	0
Totals:	28	13	2	43	65%	30%	5%
Lab: SS GEL Laboratories of Ohio, LLC							
SO	8	1	0	9	89	11	0
WA	4	1	0	5	80	20	0
AI	1	0	1	2	50	0	50
Totals:	13	2	1	16	81%	13%	6%
Lab: ST SC DHEC, Aiken, South Carolina							
WA	2	0	0	2	100	0	0
Totals:	2	0	0	2	100%	0%	0%

QAP 58 Summary of Matrix Evaluations by Laboratory

Matrix	Evaluation Summary			Total Analyses	Evaluation Percentages		
	A	W	N		% A	% W	% N
Lab: SV Institute of Occupational Safety, Slovenia							
VE	4	1	0	5	80	20	0
SO	9	1	0	10	90	10	0
AI	4	0	0	4	100	0	0
Totals:	17	2	0	19	89%	11%	0%
Lab: SW Southwest Research Institute, San Antonio, TX							
VE	2	0	4	6	33	0	67
SO	6	2	1	9	67	22	11
WA	8	1	1	10	80	10	10
AI	0	1	3	4	0	25	75
Totals:	16	4	9	29	55%	14%	31%
Lab: SX Saxton Nuclear Experimental Corp., Saxton, PA							
VE	3	0	0	3	100	0	0
SO	2	0	0	2	100	0	0
WA	3	0	0	3	100	0	0
AI	3	0	0	3	100	0	0
Totals:	11	0	0	11	100%	0%	0%
Lab: SY Syrian Arab Republic Atomic Energy Commission							
VE	3	0	0	3	100	0	0
SO	5	2	2	9	56	22	22
WA	5	0	0	5	100	0	0
Totals:	13	2	2	17	76%	12%	12%
Lab: TE Environmental Inc., Northbrook, IL							
VE	6	1	0	7	86	14	0
AI	8	2	0	10	80	20	0
SO	9	2	0	11	82	18	0
WA	6	3	2	11	55	27	18
Totals:	29	8	2	39	74%	21%	5%
Lab: TI Teledyne Brown Engineering Environmental Services, Knoxville, TN							
VE	4	0	0	4	100	0	0
SO	6	4	1	11	55	36	9
WA	4	5	1	10	40	50	10
AI	7	1	1	9	78	11	11
Totals:	21	10	3	34	62%	29%	9%

QAP 58 Summary of Matrix Evaluations by Laboratory

Matrix	Evaluation Summary			Total Analyses	Evaluation Percentages		
	A	W	N		% A	% W	% N
Lab: TM Eberline Services Albuquerque Lab, NM							
WA	10	2	1	13	77	15	8
AI	8	0	1	9	89	0	11
SO	7	2	1	10	70	20	10
VE	3	0	0	3	100	0	0
Totals:	28	4	3	35	80%	11%	9%
Lab: TN Eberline Services, Richmond, CA							
SO	13	1	0	14	93	7	0
WA	10	2	1	13	77	15	8
AI	7	1	4	12	58	8	33
VE	4	3	0	7	57	43	0
Totals:	34	7	5	46	74%	15%	11%
Lab: TO Eberline Services Oak Ridge Laboratory							
VE	3	3	1	7	43	43	14
AI	11	0	0	11	100	0	0
SO	6	5	3	14	43	36	21
WA	9	2	1	12	75	17	8
Totals:	29	10	5	44	66%	23%	11%
Lab: TP Taiwan Power Company, Taipei, Taiwan							
VE	3	0	0	3	100	0	0
SO	6	1	0	7	86	14	0
WA	3	0	0	3	100	0	0
AI	3	0	0	3	100	0	0
Totals:	15	1	0	16	94%	6%	0%
Lab: TQ Institute of Nuclear Energy Research, Taiwan							
VE	3	0	0	3	100	0	0
SO	7	0	0	7	100	0	0
WA	8	0	0	8	100	0	0
AI	5	0	0	5	100	0	0
Totals:	23	0	0	23	100%	0%	0%
Lab: TT Tracer Technologies International, Inc., Cleveland							
WA	4	1	0	5	80	20	0
Totals:	4	1	0	5	80%	20%	0%

QAP 58 Summary of Matrix Evaluations by Laboratory

Matrix	Evaluation Summary			Total Analyses	Evaluation Percentages		
	A	W	N		% A	% W	% N
Lab: TW Taiwan Radiation Monitoring Center							
WA	4	1	0	5	80	20	0
AI	5	0	0	5	100	0	0
VE	3	0	0	3	100	0	0
SO	7	0	0	7	100	0	0
Totals:	19	1	0	20	95%	5%	0%
Lab: TX Texas Dept. of Health/Laboratories, Austin							
VE	6	0	0	6	100	0	0
SO	8	5	0	13	62	38	0
WA	10	2	0	12	83	17	0
AI	7	3	0	10	70	30	0
Totals:	31	10	0	41	76%	24%	0%
Lab: UC United States Enrichment Corporation, Paducah, KY							
AI	7	0	0	7	100	0	0
VE	4	0	0	4	100	0	0
SO	9	0	2	11	82	0	18
WA	8	1	0	9	89	11	0
Totals:	28	1	2	31	90%	3%	6%
Lab: UG USGS Menlo Park WRD sediment radioisotope laboratory							
SO	5	1	0	6	83	17	0
Totals:	5	1	0	6	83%	17%	0%
Lab: US Unitech, Springfield, MA							
WA	3	0	1	4	75	0	25
Totals:	3	0	1	4	75%	0%	25%
Lab: UY BWXT Y-12, L.L.C. Analytical Chemistry Organization Oak Ridge							
VE	6	1	0	7	86	14	0
SO	8	2	0	10	80	20	0
WA	11	2	1	14	79	14	7
AI	11	0	1	12	92	0	8
Totals:	36	5	2	43	84%	12%	5%
Lab: WA Environmental Radiation Lab, Off. of Public Health Labs, Seattle							
VE	5	1	2	8	63	13	25
AI	10	2	0	12	83	17	0
SO	12	1	0	13	92	8	0

QAP 58 Summary of Matrix Evaluations by Laboratory

Matrix	Evaluation Summary			Total Analyses	Evaluation Percentages		
	A	W	N		% A	% W	% N
WA	10	2	1	13	77	15	8
Totals:	37	6	3	46	80%	13%	7%
Lab: WC Fluor Hanford WSCE, Waste Sampling and Characterization Facility							
VE	6	1	0	7	86	14	0
SO	5	2	1	8	63	25	13
WA	11	0	1	12	92	0	8
AI	10	1	0	11	91	9	0
Totals:	32	4	2	38	84%	11%	5%
Lab: WE Antech Ltd.-Waltz Mill Site, PA							
VE	7	1	0	8	88	13	0
SO	13	1	0	14	93	7	0
WA	11	0	1	12	92	0	8
AI	9	1	0	10	90	10	0
Totals:	40	3	1	44	91%	7%	2%
Lab: WI WIPP Site, Westinghouse Electric Corp.							
AI	18	1	1	20	90	5	5
VE	20	1	0	21	95	5	0
SO	23	10	0	33	70	30	0
WA	23	1	0	24	96	4	0
Totals:	84	13	1	98	86%	13%	1%
Lab: WL Welsbach/GGM Superfund Remediation Project, NJ							
SO	9	0	0	9	100	0	0
Totals:	9	0	0	9	100%	0%	0%
Lab: WN State Health Radiation Protection Section, Madison, WI							
SO	22	2	0	24	92	8	0
WA	4	5	0	9	44	56	0
AI	9	0	0	9	100	0	0
VE	6	3	0	9	67	33	0
Totals:	41	10	0	51	80%	20%	0%
Lab: WO Wisconsin State Lab of Hygiene							
VE	6	0	0	6	100	0	0
SO	12	2	0	14	86	14	0
WA	15	1	0	16	94	6	0
AI	8	0	2	10	80	0	20

QAP 58 Summary of Matrix Evaluations by Laboratory

Matrix	Evaluation Summary			Total Analyses	Evaluation Percentages		
	A	W	N		% A	% W	% N
Totals:	41	3	2	46	89%	7%	4%
Lab: WT Waste Stream Technology, Buffalo, NY							
VE	3	0	0	3	100	0	0
AI	5	0	0	5	100	0	0
SO	11	0	0	11	100	0	0
WA	4	2	0	6	67	33	0
Totals:	23	2	0	25	92%	8%	0%
Lab: WV West Valley Nuclear Services, NY							
WA	6	1	0	7	86	14	0
AI	10	0	0	10	100	0	0
Totals:	16	1	0	17	94%	6%	0%
Lab: WW West Valley Radiation Protection, NY							
AI	10	1	0	11	91	9	0
Totals:	10	1	0	11	91%	9%	0%
Lab: YA Framatome ANP DE&S Environmental Laboratory							
AI	11	0	0	11	100	0	0
WA	12	0	0	12	100	0	0
VE	7	0	0	7	100	0	0
SO	7	1	0	8	88	13	0
Totals:	37	1	0	38	97%	3%	0%
Lab: YP US Army Proving Ground, Yuma, AZ							
SO	0	0	1	1	0	0	100
WA	1	0	0	1	100	0	0
AI	0	0	1	1	0	0	100
Totals:	1	0	2	3	33%	0%	67%
Lab: YU Institute of Occupational and Radiological Health, Serbia							
VE	3	1	0	4	75	25	0
SO	8	1	0	9	89	11	0
WA	4	2	1	7	57	29	14
AI	6	0	0	6	100	0	0
Totals:	21	4	1	26	81%	15%	4%

QAP 58 Summary of Matrix Evaluations by Laboratory

Matrix	Evaluation Summary			Total Analyses	Evaluation Percentages		
	A	W	N		% A	% W	% N
Lab: ZC "Ruder Boskovic" Institute Radioecology, Croatia							
WA	4	1	1	6	67	17	17
VE	13	2	0	15	87	13	0
SO	7	4	0	11	64	36	0
Totals:	24	7	1	32	75%	22%	3%

QAP 58 Summary of Laboratory Evaluations by Matrix**Matrix: AI Air Filter**

Labcode	Evaluation Summary			Total Analyses	Evaluation Percentages		
	A	W	N		% A	% W	% N
AC	8	2	1	11	73	18	9
AF	4	2	0	6	67	33	0
AG	7	1	0	8	88	13	0
AI	10	2	1	13	77	15	8
AM	3	8	0	11	27	73	0
AN	9	0	0	9	100	0	0
AP	0	0	1	1	0	0	100
AT	12	0	0	12	100	0	0
AU	9	1	0	10	90	10	0
AV	4	0	0	4	100	0	0
AW	2	1	0	3	67	33	0
BA	3	0	0	3	100	0	0
BC	4	0	0	4	100	0	0
BE	12	0	0	12	100	0	0
BM	7	1	0	8	88	13	0
BN	3	2	0	5	60	40	0
BQ	4	2	0	6	67	33	0
BU	8	1	0	9	89	11	0
BX	10	1	0	11	91	9	0
CA	7	1	0	8	88	13	0
CB	4	0	0	4	100	0	0
CD	4	0	0	4	100	0	0
CE	6	0	0	6	100	0	0
CG	5	0	0	5	100	0	0
CH	7	5	0	12	58	42	0
CN	3	1	0	4	75	25	0
CO	0	8	1	9	0	89	11
CP	2	0	0	2	100	0	0
CS	3	0	0	3	100	0	0
CU	3	1	0	4	75	25	0
CW	8	0	0	8	100	0	0
DH	4	2	0	6	67	33	0
EC	9	20	1	30	30	67	3
EG	4	4	0	8	50	50	0
EP	5	0	0	5	100	0	0
FC	7	4	0	11	64	36	0
FE	2	0	0	2	100	0	0
FL	5	0	1	6	83	0	17
FM	3	1	0	4	75	25	0
FN	4	1	0	5	80	20	0
GA	8	2	0	10	80	20	0
GC	9	0	0	9	100	0	0
GD	3	0	0	3	100	0	0
GE	11	1	0	12	92	8	0
GT	9	1	0	10	90	10	0
HC	1	1	0	2	50	50	0
HU	3	0	1	4	75	0	25
HV	6	0	6	12	50	0	50
ID	8	0	0	8	100	0	0
IL	5	0	0	5	100	0	0
IN	1	2	0	3	33	67	0
IO	6	0	0	6	100	0	0
IS	5	3	4	12	42	25	33
IT	10	1	1	12	83	8	8

QAP 58 Summary of Laboratory Evaluations by Matrix**Matrix: AI Air Filter**

Labcode	Evaluation Summary			Total Analyses	Evaluation Percentages		
	A	W	N		% A	% W	% N
JL	9	0	0	9	100	0	0
KA	2	0	0	2	100	0	0
KE	2	3	0	5	40	60	0
KO	13	0	0	13	100	0	0
KR	6	0	0	6	100	0	0
KS	4	0	0	4	100	0	0
KT	3	4	1	8	38	50	13
LB	1	3	0	4	25	75	0
LI	2	0	0	2	100	0	0
LL	4	0	3	7	57	0	43
LN	5	0	0	5	100	0	0
LV	4	1	1	6	67	17	17
ME	13	3	1	17	76	18	6
MH	0	3	0	3	0	100	0
MI	4	0	1	5	80	0	20
ML	1	3	0	4	25	75	0
MS	6	0	0	6	100	0	0
MY	0	0	4	4	0	0	100
MZ	0	5	14	19	0	26	74
NA	8	1	0	9	89	11	0
NJ	19	0	1	20	95	0	5
NL	0	1	0	1	0	100	0
NM	4	0	1	5	80	0	20
NP	4	0	0	4	100	0	0
NQ	7	3	0	10	70	30	0
NR	3	0	0	3	100	0	0
NZ	4	0	0	4	100	0	0
OB	2	0	0	2	100	0	0
OC	4	1	0	5	80	20	0
OD	5	0	0	5	100	0	0
OT	10	0	0	10	100	0	0
OU	2	0	3	5	40	0	60
PA	10	0	0	10	100	0	0
PC	1	1	0	2	50	50	0
PO	4	0	0	4	100	0	0
PR	2	1	0	3	67	33	0
PS	9	0	0	9	100	0	0
RA	7	0	0	7	100	0	0
RB	4	1	1	6	67	17	17
RI	8	1	0	9	89	11	0
RK	1	0	1	2	50	0	50
RM	0	2	0	2	0	100	0
RS	5	0	1	6	83	0	17
RU	3	0	0	3	100	0	0
SA	5	0	0	5	100	0	0
SB	6	0	0	6	100	0	0
SD	12	0	1	13	92	0	8
SI	8	0	0	8	100	0	0
SN	6	1	0	7	86	14	0
SR	8	3	0	11	73	27	0
SS	1	0	1	2	50	0	50
SV	4	0	0	4	100	0	0
SW	0	1	3	4	0	25	75
SX	3	0	0	3	100	0	0

QAP 58 Summary of Laboratory Evaluations by Matrix**Matrix: AI Air Filter**

Labcode	Evaluation Summary			Total Analyses	Evaluation Percentages		
	A	W	N		% A	% W	% N
TE	8	2	0	10	80	20	0
TI	7	1	1	9	78	11	11
TM	8	0	1	9	89	0	11
TN	7	1	4	12	58	8	33
TO	11	0	0	11	100	0	0
TP	3	0	0	3	100	0	0
TQ	5	0	0	5	100	0	0
TW	5	0	0	5	100	0	0
TX	7	3	0	10	70	30	0
UC	7	0	0	7	100	0	0
UY	11	0	1	12	92	0	8
WA	10	2	0	12	83	17	0
WC	10	1	0	11	91	9	0
WE	9	1	0	10	90	10	0
WI	18	1	1	20	90	5	5
WN	9	0	0	9	100	0	0
WO	8	0	2	10	80	0	20
WT	5	0	0	5	100	0	0
WV	10	0	0	10	100	0	0
WW	10	1	0	11	91	9	0
YA	11	0	0	11	100	0	0
YP	0	0	1	1	0	0	100
YU	6	0	0	6	100	0	0
Totals							
131 Labs:	742	138	67	947	78%	15%	7%

QAP 58 Summary of Laboratory Evaluations by Matrix**Matrix: SO Soil**

Labcode	Evaluation Summary			Total Analyses	Evaluation Percentages		
	A	W	N		% A	% W	% N
AC	10	1	1	12	83	8	8
AF	4	2	0	6	67	33	0
AG	10	2	0	12	83	17	0
AI	11	2	2	15	73	13	13
AM	11	1	1	13	85	8	8
AN	7	0	0	7	100	0	0
AT	11	1	0	12	92	8	0
AU	12	1	0	13	92	8	0
AV	8	1	0	9	89	11	0
BA	1	0	0	1	100	0	0
BE	11	2	0	13	85	15	0
BM	5	1	0	6	83	17	0
BN	5	2	0	7	71	29	0
BO	1	0	0	1	100	0	0
BQ	7	0	2	9	78	0	22
BU	12	2	0	14	86	14	0
BX	10	3	0	13	77	23	0
CA	0	3	2	5	0	60	40
CD	7	0	0	7	100	0	0
CE	2	0	0	2	100	0	0
CF	10	2	0	12	83	17	0
CG	1	1	0	2	50	50	0
CH	8	4	3	15	53	27	20
CM	14	0	0	14	100	0	0
CN	8	0	0	8	100	0	0
CO	3	0	0	3	100	0	0
CP	7	0	0	7	100	0	0
CR	3	3	2	8	38	38	25
CS	1	3	4	8	13	38	50
CU	7	0	0	7	100	0	0
CW	13	0	0	13	100	0	0
DH	2	0	0	2	100	0	0
EC	40	5	0	45	89	11	0
EG	5	1	2	8	63	13	25
EI	4	1	0	5	80	20	0
EP	2	0	0	2	100	0	0
FE	5	2	0	7	71	29	0
FG	1	0	0	1	100	0	0
FL	9	1	0	10	90	10	0
FN	6	1	0	7	86	14	0
FS	6	1	0	7	86	14	0
FU	10	0	0	10	100	0	0
GA	10	1	3	14	71	7	21
GC	5	1	0	6	83	17	0
GD	0	0	2	2	0	0	100
GE	10	3	1	14	71	21	7
GL	23	7	2	32	72	22	6
GT	6	1	0	7	86	14	0
HT	0	0	4	4	0	0	100
HU	3	2	3	8	38	25	38
HV	12	0	4	16	75	0	25
ID	9	2	0	11	82	18	0
IN	5	3	1	9	56	33	11
IO	8	3	0	11	73	27	0

QAP 58 Summary of Laboratory Evaluations by Matrix**Matrix: SO Soil**

Labcode	Evaluation Summary			Total Analyses	Evaluation Percentages		
	A	W	N		% A	% W	% N
IS	13	3	0	16	81	19	0
IT	10	3	1	14	71	21	7
IV	2	0	0	2	100	0	0
KA	4	0	0	4	100	0	0
KE	3	3	0	6	50	50	0
KO	15	0	0	15	100	0	0
KR	6	3	0	9	67	33	0
KS	4	0	0	4	100	0	0
KT	8	4	2	14	57	29	14
LA	27	9	0	36	75	25	0
LB	5	3	0	8	63	38	0
LL	1	1	2	4	25	25	50
LV	8	1	0	9	89	11	0
LW	4	3	0	7	57	43	0
ME	18	8	1	27	67	30	4
MH	4	2	2	8	50	25	25
MS	8	1	0	9	89	11	0
MX	0	2	0	2	0	100	0
MY	11	1	4	16	69	6	25
MZ	3	2	5	10	30	20	50
NA	9	2	0	11	82	18	0
NJ	42	1	0	43	98	2	0
NL	1	0	0	1	100	0	0
NM	7	2	3	12	58	17	25
NQ	11	1	0	12	92	8	0
NR	1	0	0	1	100	0	0
NZ	7	2	0	9	78	22	0
OB	9	2	3	14	64	14	21
OC	7	0	0	7	100	0	0
OH	2	3	2	7	29	43	29
OT	9	1	0	10	90	10	0
OU	9	0	2	11	82	0	18
PO	7	0	0	7	100	0	0
PS	8	2	0	10	80	20	0
RA	11	1	0	12	92	8	0
RB	8	1	0	9	89	11	0
RI	6	0	0	6	100	0	0
RM	3	4	0	7	43	57	0
RS	5	2	1	8	63	25	13
RU	6	0	1	7	86	0	14
SA	4	0	0	4	100	0	0
SD	13	2	0	15	87	13	0
SI	10	1	0	11	91	9	0
SK	17	1	1	19	89	5	5
SL	0	1	0	1	0	100	0
SN	11	0	1	12	92	0	8
SR	6	5	2	13	46	38	15
SS	8	1	0	9	89	11	0
SV	9	1	0	10	90	10	0
SW	6	2	1	9	67	22	11
SX	2	0	0	2	100	0	0
SY	5	2	2	9	56	22	22
TE	9	2	0	11	82	18	0
TI	6	4	1	11	55	36	9

QAP 58 Summary of Laboratory Evaluations by Matrix**Matrix: SO Soil**

Labcode	Evaluation Summary			Total Analyses	Evaluation Percentages		
	A	W	N		% A	% W	% N
TM	7	2	1	10	70	20	10
TN	13	1	0	14	93	7	0
TO	6	5	3	14	43	36	21
TP	6	1	0	7	86	14	0
TQ	7	0	0	7	100	0	0
TW	7	0	0	7	100	0	0
TX	8	5	0	13	62	38	0
UC	9	0	2	11	82	0	18
UG	5	1	0	6	83	17	0
UY	8	2	0	10	80	20	0
WA	12	1	0	13	92	8	0
WC	5	2	1	8	63	25	13
WE	13	1	0	14	93	7	0
WI	23	10	0	33	70	30	0
WL	9	0	0	9	100	0	0
WN	22	2	0	24	92	8	0
WO	12	2	0	14	86	14	0
WT	11	0	0	11	100	0	0
YA	7	1	0	8	88	13	0
YP	0	0	1	1	0	0	100
YU	8	1	0	9	89	11	0
ZC	7	4	0	11	64	36	0
Totals 130 Labs:	1034	208	84	1326	78%	16%	6%

QAP 58 Summary of Laboratory Evaluations by Matrix**Matrix: VE Vegetation**

Labcode	Evaluation Summary			Total Analyses	Evaluation Percentages		
	A	W	N		% A	% W	% N
AC	3	2	2	7	43	29	29
AG	7	0	0	7	100	0	0
AI	6	1	0	7	86	14	0
AM	6	0	0	6	100	0	0
AT	7	0	0	7	100	0	0
AU	6	1	0	7	86	14	0
AV	3	1	0	4	75	25	0
BA	1	0	0	1	100	0	0
BE	7	0	0	7	100	0	0
BM	5	0	0	5	100	0	0
BN	1	2	0	3	33	67	0
BQ	1	1	0	2	50	50	0
BU	5	2	0	7	71	29	0
BX	6	1	0	7	86	14	0
CD	0	3	0	3	0	100	0
CE	0	2	1	3	0	67	33
CF	9	0	0	9	100	0	0
CG	4	0	0	4	100	0	0
CH	6	1	0	7	86	14	0
CN	4	0	0	4	100	0	0
CO	6	0	0	6	100	0	0
CR	0	2	1	3	0	67	33
CS	3	0	0	3	100	0	0
CU	1	2	0	3	33	67	0
CW	3	0	0	3	100	0	0
EG	2	1	0	3	67	33	0
FL	4	0	0	4	100	0	0
FN	3	0	0	3	100	0	0
FU	3	0	0	3	100	0	0
GA	6	1	0	7	86	14	0
GC	6	3	0	9	67	33	0
GE	7	0	0	7	100	0	0
GT	4	2	0	6	67	33	0
HU	2	1	0	3	67	33	0
HV	4	0	0	4	100	0	0
ID	4	2	0	6	67	33	0
IN	2	1	0	3	67	33	0
IO	3	1	0	4	75	25	0
IS	5	1	1	7	71	14	14
IT	4	2	1	7	57	29	14
KE	5	0	0	5	100	0	0
KO	7	0	0	7	100	0	0
KR	4	1	0	5	80	20	0
KS	3	1	0	4	75	25	0
KT	4	0	0	4	100	0	0
LA	14	1	0	15	93	7	0
LB	3	0	0	3	100	0	0
LV	3	0	1	4	75	0	25
ME	0	5	4	9	0	56	44
MH	4	0	0	4	100	0	0
NA	6	0	0	6	100	0	0
NJ	10	10	0	20	50	50	0
NR	1	0	0	1	100	0	0
NZ	3	1	0	4	75	25	0

QAP 58 Summary of Laboratory Evaluations by Matrix**Matrix: VE Vegetation**

Labcode	Evaluation Summary			Total Analyses	Evaluation Percentages		
	A	W	N		% A	% W	% N
OC	3	0	0	3	100	0	0
OH	3	0	0	3	100	0	0
OT	6	1	0	7	86	14	0
OU	3	0	1	4	75	0	25
PO	3	0	0	3	100	0	0
PS	3	0	3	6	50	0	50
RA	6	0	0	6	100	0	0
RB	2	1	2	5	40	20	40
RI	2	1	0	3	67	33	0
RS	3	0	1	4	75	0	25
RU	3	0	1	4	75	0	25
SD	6	0	0	6	100	0	0
SI	4	0	0	4	100	0	0
SK	5	2	0	7	71	29	0
SN	4	3	0	7	57	43	0
SR	6	1	0	7	86	14	0
SV	4	1	0	5	80	20	0
SW	2	0	4	6	33	0	67
SX	3	0	0	3	100	0	0
SY	3	0	0	3	100	0	0
TE	6	1	0	7	86	14	0
TI	4	0	0	4	100	0	0
TM	3	0	0	3	100	0	0
TN	4	3	0	7	57	43	0
TO	3	3	1	7	43	43	14
TP	3	0	0	3	100	0	0
TQ	3	0	0	3	100	0	0
TW	3	0	0	3	100	0	0
TX	6	0	0	6	100	0	0
UC	4	0	0	4	100	0	0
UY	6	1	0	7	86	14	0
WA	5	1	2	8	63	13	25
WC	6	1	0	7	86	14	0
WE	7	1	0	8	88	13	0
WI	20	1	0	21	95	5	0
WN	6	3	0	9	67	33	0
WO	6	0	0	6	100	0	0
WT	3	0	0	3	100	0	0
YA	7	0	0	7	100	0	0
YU	3	1	0	4	75	25	0
ZC	13	2	0	15	87	13	0
Totals							
95 Labs:	421	83	26	530	79%	16%	5%

QAP 58 Summary of Laboratory Evaluations by Matrix**Matrix: WA Water**

Labcode	Evaluation Summary			Total Analyses	Evaluation Percentages		
	A	W	N		% A	% W	% N
AC	7	5	0	12	58	42	0
AF	10	1	0	11	91	9	0
AG	11	0	0	11	100	0	0
AI	5	4	5	14	36	29	36
AM	4	3	4	11	36	27	36
AN	10	0	0	10	100	0	0
AT	11	2	0	13	85	15	0
AU	10	2	0	12	83	17	0
AV	6	1	0	7	86	14	0
AW	3	0	0	3	100	0	0
BA	5	0	0	5	100	0	0
BE	13	0	0	13	100	0	0
BM	6	2	0	8	75	25	0
BN	6	0	0	6	100	0	0
BP	2	0	0	2	100	0	0
BQ	3	3	2	8	38	38	25
BU	9	1	0	10	90	10	0
BX	9	1	2	12	75	8	17
CA	10	4	0	14	71	29	0
CB	11	0	0	11	100	0	0
CD	5	0	0	5	100	0	0
CE	7	0	0	7	100	0	0
CF	9	2	4	15	60	13	27
CG	4	1	1	6	67	17	17
CH	13	0	0	13	100	0	0
CM	12	0	0	12	100	0	0
CP	6	0	0	6	100	0	0
CR	7	0	2	9	78	0	22
CS	3	0	0	3	100	0	0
CU	5	0	0	5	100	0	0
CW	10	1	0	11	91	9	0
CZ	2	0	0	2	100	0	0
DH	4	2	0	6	67	33	0
EC	18	2	0	20	90	10	0
EG	7	3	0	10	70	30	0
EP	3	3	0	6	50	50	0
FE	5	0	0	5	100	0	0
FG	8	1	0	9	89	11	0
FL	7	1	0	8	88	13	0
FM	3	0	1	4	75	0	25
FN	5	1	0	6	83	17	0
FR	5	0	0	5	100	0	0
FU	1	1	0	2	50	50	0
GA	10	0	2	12	83	0	17
GC	10	2	0	12	83	17	0
GD	2	1	0	3	67	33	0
GE	11	1	1	13	85	8	8
GL	19	5	0	24	79	21	0
GS	4	1	1	6	67	17	17
GT	10	1	0	11	91	9	0
HC	2	1	0	3	67	33	0
HT	3	1	0	4	75	25	0
HU	5	0	0	5	100	0	0
HV	6	3	5	14	43	21	36

QAP 58 Summary of Laboratory Evaluations by Matrix**Matrix: WA Water**

Labcode	Evaluation Summary			Total Analyses	Evaluation Percentages		
	A	W	N		% A	% W	% N
IL	4	1	0	5	80	20	0
IN	7	2	0	9	78	22	0
IO	8	1	0	9	89	11	0
IS	12	1	0	13	92	8	0
IT	9	4	0	13	69	31	0
IV	2	0	0	2	100	0	0
JL	8	1	0	9	89	11	0
KA	8	1	0	9	89	11	0
KO	13	1	0	14	93	7	0
KR	3	3	6	12	25	25	50
KS	5	1	0	6	83	17	0
KT	8	0	1	9	89	0	11
LA	27	0	0	27	100	0	0
LB	7	1	3	11	64	9	27
LI	2	1	0	3	67	33	0
LL	8	3	0	11	73	27	0
LN	4	0	0	4	100	0	0
LV	7	0	0	7	100	0	0
LW	10	1	0	11	91	9	0
ME	13	0	0	13	100	0	0
MI	8	5	1	14	57	36	7
ML	3	2	0	5	60	40	0
MS	5	1	0	6	83	17	0
NA	6	3	0	9	67	33	0
NF	2	4	0	6	33	67	0
NJ	33	8	3	44	75	18	7
NL	2	0	1	3	67	0	33
NM	4	1	0	5	80	20	0
NP	5	0	0	5	100	0	0
NQ	10	0	0	10	100	0	0
NR	2	0	0	2	100	0	0
NZ	4	0	0	4	100	0	0
OB	9	2	0	11	82	18	0
OC	6	0	0	6	100	0	0
OD	8	1	0	9	89	11	0
OH	8	0	0	8	100	0	0
OT	11	0	0	11	100	0	0
OU	1	2	5	8	13	25	63
PC	1	0	1	2	50	0	50
PR	2	2	0	4	50	50	0
PS	8	2	1	11	73	18	9
RB	5	0	1	6	83	0	17
RI	10	2	1	13	77	15	8
RM	3	0	0	3	100	0	0
RS	3	0	1	4	75	0	25
RU	3	0	0	3	100	0	0
SA	7	0	0	7	100	0	0
SB	4	1	1	6	67	17	17
SD	10	2	1	13	77	15	8
SI	6	0	1	7	86	0	14
SK	7	0	0	7	100	0	0
SL	1	1	0	2	50	50	0
SN	8	3	1	12	67	25	8
SR	8	4	0	12	67	33	0

QAP 58 Summary of Laboratory Evaluations by Matrix**Matrix: WA Water**

Labcode	Evaluation Summary			Total Analyses	Evaluation Percentages		
	A	W	N		% A	% W	% N
SS	4	1	0	5	80	20	0
ST	2	0	0	2	100	0	0
SW	8	1	1	10	80	10	10
SX	3	0	0	3	100	0	0
SY	5	0	0	5	100	0	0
TE	6	3	2	11	55	27	18
TI	4	5	1	10	40	50	10
TM	10	2	1	13	77	15	8
TN	10	2	1	13	77	15	8
TO	9	2	1	12	75	17	8
TP	3	0	0	3	100	0	0
TQ	8	0	0	8	100	0	0
TT	4	1	0	5	80	20	0
TW	4	1	0	5	80	20	0
TX	10	2	0	12	83	17	0
UC	8	1	0	9	89	11	0
US	3	0	1	4	75	0	25
UY	11	2	1	14	79	14	7
WA	10	2	1	13	77	15	8
WC	11	0	1	12	92	0	8
WE	11	0	1	12	92	0	8
WI	23	1	0	24	96	4	0
WN	4	5	0	9	44	56	0
WO	15	1	0	16	94	6	0
WT	4	2	0	6	67	33	0
WV	6	1	0	7	86	14	0
YA	12	0	0	12	100	0	0
YP	1	0	0	1	100	0	0
YU	4	2	1	7	57	29	14
ZC	4	1	1	6	67	17	17
Totals 138 Labs:	977	169	73	1219	80%	14%	6%

QAP 58 Summary of Matrix Evaluations by Radionuclide**Matrix:** Air Filter

Radio-Nuclide	Evaluation Summary			Total Analyses	Evaluation Percentages		
	A	W	N		% A	% W	% N
ug/g U	10	4	3	17	59	24	18
MN54	112	16	8	136	82	12	6
CO60	115	16	8	139	83	12	6
SR90	37	1	2	40	93	3	5
CS137	114	16	10	140	81	11	7
U234	25	11	1	37	68	30	3
U238	30	7	1	38	79	18	3
PU238	45	4	1	50	90	8	2
PU239	42	7	1	50	84	14	2
AM241	48	23	4	75	64	31	5
Bq U	13	1	0	14	93	7	0
Gross Beta	86	6	15	107	80	6	14
ug/g U	10	4	3	17	59	24	18
U238	30	7	1	38	79	18	3
Gross Beta	86	6	15	107	80	6	14
Gross Alpha	65	29	10	104	63	28	10
Bq U	13	1	0	14	93	7	0
AM241	48	23	4	75	64	31	5
Gross Alpha	60	30	14	104	58	29	13
PU238	45	4	1	50	90	8	2
U234	25	11	1	37	68	30	3
CS137	114	16	10	140	81	11	7
SR90	37	1	2	40	93	3	5
CO60	115	16	8	139	83	12	6
MN54	112	16	8	136	82	12	6
PU239	42	7	1	50	84	14	2
Totals:	1479	283	132	1894	78%	15%	7%

QAP 58 Summary of Matrix Evaluations by Radionuclide**Matrix:** Soil

Radio- Nuclide	Evaluation Summary			Total Analyses	Evaluation Percentages		
	A	W	N		% A	% W	% N
TH234	58	14	6	78	74	18	8
K40	126	12	4	142	89	8	3
AM241	52	42	3	97	54	43	3
PU239	46	8	1	55	84	15	2
PU238	20	2	1	23	87	9	4
ug/g U	20	2	5	27	74	7	19
U234	41	3	3	47	87	6	6
K40	126	12	4	142	89	8	3
PB214	87	26	10	123	71	21	8
BI214	88	21	10	119	74	18	8
PB212	77	27	9	113	68	24	8
BI212	85	12	7	104	82	12	7
CS137	132	14	14	160	83	9	9
SR90	34	12	4	50	68	24	8
U238	52	1	2	55	95	2	4
U238	52	1	2	55	95	2	4
AC228	99	10	4	113	88	9	4
AC228	99	10	4	113	88	9	4
ug/g U	20	2	5	27	74	7	19
Bq U	17	2	1	20	85	10	5
AM241	52	42	3	97	54	43	3
Bq U	17	2	1	20	85	10	5
PU238	20	2	1	23	87	9	4
SR90	34	12	4	50	68	24	8
U234	41	3	3	47	87	6	6
TH234	58	14	6	78	74	18	8
PB214	87	26	10	123	71	21	8
BI214	88	21	10	119	74	18	8
PB212	77	27	9	113	68	24	8
BI212	85	12	7	104	82	12	7
CS137	132	14	14	160	83	9	9
PU239	46	8	1	55	84	15	2
Totals:	2068	416	168	2652	78%	16%	6%

QAP 58 Summary of Matrix Evaluations by Radionuclide**Matrix:** Vegetation

Radio- Nuclide	Evaluation Summary			Total Analyses	Evaluation Percentages		
	A	W	N		% A	% W	% N
K40	92	12	5	109	84	11	5
CO60	81	28	6	115	70	24	5
CO60	81	28	6	115	70	24	5
CM244	21	6	2	29	72	21	7
AM241	54	6	3	63	86	10	5
PU239	35	3	3	41	85	7	7
PU238	4	1	0	5	80	20	0
CS137	92	21	5	118	78	18	4
SR90	42	6	2	50	84	12	4
CM244	21	6	2	29	72	21	7
SR90	42	6	2	50	84	12	4
K40	92	12	5	109	84	11	5
PU238	4	1	0	5	80	20	0
PU239	35	3	3	41	85	7	7
AM241	54	6	3	63	86	10	5
CS137	92	21	5	118	78	18	4
Totals:	842	166	52	1060	79%	16%	5%

QAP 58 Summary of Matrix Evaluations by Radionuclide**Matrix:** Water

Radio-Nuclide	Evaluation Summary			Total Analyses	Evaluation Percentages		
	A	W	N		% A	% W	% N
Gross Beta	87	14	1	102	85	14	1
H3	91	8	6	105	87	8	6
Gross Alpha	59	24	14	97	61	25	14
H3	91	8	6	105	87	8	6
SR90	50	12	8	70	71	17	11
CS134	104	34	6	144	72	24	4
CS137	141	12	2	155	91	8	1
U234	53	2	4	59	90	3	7
U238	52	4	6	62	84	6	10
ug/g U	26	3	2	31	84	10	6
PU238	33	20	8	61	54	33	13
PU239	37	19	6	62	60	31	10
Gross Beta	87	14	1	102	85	14	1
Bq U	26	1	0	27	96	4	0
CO60	148	3	2	153	97	2	1
CO60	148	3	2	153	97	2	1
ug/g U	26	3	2	31	84	10	6
Gross Alpha	59	24	14	97	61	25	14
Bq U	26	1	0	27	96	4	0
AM241	70	13	8	91	77	14	9
PU239	37	19	6	62	60	31	10
PU238	33	20	8	61	54	33	13
U238	52	4	6	62	84	6	10
U234	53	2	4	59	90	3	7
CS137	141	12	2	155	91	8	1
CS134	104	34	6	144	72	24	4
SR90	50	12	8	70	71	17	11
AM241	70	13	8	91	77	14	9
Totals:	1954	338	146	2438	80%	14%	6%

QAP 58 EML Results**Environmental Measurements Laboratory, New York, NY**

Matrix	Radionuclide	EML Value	EML Error
0303AIAA	238Pu	0.520	0.010
	a	1.170	0.120
	239Pu	0.330	0.010
	54Mn	43.800	1.130
	u	19.700	0.760
	Bq U	0.500	0.010
	238U	0.240	0.010
	234U	0.240	0.003
	137Cs	99.700	2.300
	90Sr	2.800	0.140
	60Co	33.500	0.870
	b	1.500	0.150
	241Am	0.340	0.040

pCi/g or mL = Bq x 0.027

QAP 58 EML Results**Environmental Measurements Laboratory, New York, NY**

Matrix	Radionuclide	EML Value	EML Error
0303SOAA	Bq U	249.000	0.300
	241Am	15.600	1.000
	239Pu	23.400	1.100
	238Pu	21.900	1.300
	u	10.100	0.300
	238U	125.000	0.300
	234U	120.000	0.500
	137Cs	1450.000	73.000
	214Pb	71.100	2.300
	40K	636.000	33.000
	212Pb	57.900	2.900
	90Sr	64.400	3.100
	212Bi	60.600	4.000
	228Ac	57.600	2.500
	234Th	127.000	7.100
214Bi	67.000	2.300	

pCi/g or mL = Bq x 0.027

QAP 58 EML Results

Environmental Measurements Laboratory, New York, NY

Matrix	Radionuclide	EML Value	EML Error
0303VEAA	241Am	3.510	0.130
	239Pu	5.170	0.520
	238Pu	0.360	0.030
	137Cs	444.000	22.000
	90Sr	650.000	27.000
	60Co	12.100	0.700
	40K	1120.000	60.000
	244Cm	2.010	0.100

pCi/g or mL = Bq x 0.027

QAP 58 EML Results**Environmental Measurements Laboratory, New York, NY**

Matrix	Radionuclide	EML Value	EML Error
0303WAAA	3H	390.000	3.400
	Bq U	4.290	0.390
	241Am	2.130	0.150
	239Pu	3.920	0.300
	238Pu	3.330	0.300
	u	0.170	0.020
	238U	2.160	0.210
	234U	2.050	0.190
	137Cs	63.800	3.400
	60Co	234.000	8.400
	134Cs	30.500	1.090
	b	627.500	10.000
	a	377.500	10.000
	90Sr	4.340	0.200

pCi/g or mL = Bq x 0.027

QAP 58 Results by Laboratory**Lab:** AC Analytical Chemistry Laboratory, Argonne, IL

No. Test	Radionuclide	Reported Value	Reported Error	EML Value	EML Error	Reported EML	Evaluation	QAP 56 Evaluation
Matrix: AI Air Filter Bq / filter								
1	AM241	0.310	0.010	0.340	0.040	0.912	A	
1	CO60	35.000	2.000	33.500	0.870	1.045	A	A
1	CS137	110.000	10.000	99.700	2.300	1.103	A	A
1	Gross Alpha	1.300	0.100	1.170	0.120	1.111	A	
1	Gross Beta	1.500	0.100	1.500	0.150	1.000	A	
1	MN54	44.000	2.000	43.800	1.130	1.005	A	A
1	PU238	0.520	0.040	0.520	0.010	1.000	A	
1	PU239	0.270	0.020	0.330	0.010	0.818	W	
1	SR90	0.012	0.010	2.800	0.140	0.004	N	
1	U234	0.340	0.010	0.240	0.003	1.417	W	
1	U238	0.250	0.010	0.240	0.010	1.042	A	

Matrix: SO Soil Bq / kg

1	AC228	64.000	3.000	57.600	2.500	1.111	A	W
1	AM241	14.000	1.000	15.600	1.000	0.897	A	
1	BI212	68.000	4.000	60.600	4.000	1.122	A	
1	BI214	75.000	2.000	67.000	2.300	1.119	A	N
1	CS137	1800.000	100.000	1450.000	73.000	1.241	W	N
1	K40	730.000	20.000	636.000	33.000	1.148	A	W
1	PB212	63.000	1.000	57.900	2.900	1.088	A	W
1	PB214	80.000	3.000	71.100	2.300	1.125	A	N
1	PU239	21.000	2.000	23.400	1.100	0.897	A	
1	SR90	25.000	5.000	64.400	3.100	0.388	N	
1	U234	102.000	10.000	120.000	0.500	0.850	A	
1	U238	107.000	10.000	125.000	0.300	0.856	A	

Matrix: VE Vegetation Bq / kg

1	AM241	3.400	0.300	3.510	0.130	0.969	A	
1	CM244	2.100	0.200	2.010	0.100	1.045	A	
1	CO60	16.000	2.000	12.100	0.700	1.322	W	W
1	CS137	540.000	20.000	444.000	22.000	1.216	W	A
1	K40	1200.000	100.000	1120.000	60.000	1.071	A	W
1	PU239	1.500	0.600	5.170	0.520	0.290	N	
1	SR90	300.000	20.000	650.000	27.000	0.462	N	

Matrix: WA Water Bq / L

1	AM241	2.100	0.100	2.130	0.150	0.986	A	
1	CO60	230.000	10.000	234.000	8.400	0.983	A	A
1	CS134	30.000	9.000	30.500	1.090	0.984	A	A
1	CS137	72.000	2.000	63.800	3.400	1.129	W	W
1	Gross Alpha	250.000	20.000	377.500	10.000	0.662	W	A
1	Gross Beta	550.000	25.000	627.500	10.000	0.876	A	A
1	H3	525.000	11.000	390.000	3.400	1.346	W	

Values for elemental uranium are reported in µg/filter, g, or mL. pCi/g or mL=Bq x 0.027**Evaluation:** A=Acceptable, W=Acceptable with Warning, N=Not Acceptable

If the evaluation system is not appropriate for the types of analyses performed in your lab, apply a site specific evaluation.

QAP 58 Results by Laboratory**Lab:** AC Analytical Chemistry Laboratory, Argonne, Il

No. Test	Radionuclide	Reported Value	Reported Error	EML Value	EML Error	Reported EML	Evaluation	QAP 56 Evaluation
Matrix: WA Water Bq/L								
1	PU238	3.700	0.300	3.330	0.300	1.111	W	
1	PU239	3.600	0.300	3.920	0.300	0.918	A	
1	SR90	5.300	0.400	4.340	0.200	1.221	W	
1	U234	2.300	0.100	2.050	0.190	1.122	A	
1	U238	2.300	0.100	2.160	0.210	1.065	A	

Values for elemental uranium are reported in $\mu\text{g}/\text{filter}$, g, or mL. pCi/g or $\text{mL}=\text{Bq} \times 0.027$

Evaluation: A=Acceptable, W=Acceptable with Warning, N=Not Acceptable

If the evaluation system is not appropriate for the types of analyses performed in your lab, apply a site specific evaluation.

QAP 58 Results by Laboratory**Lab:** AF Air Force Analytical Lab (AFIERA/SDRR), Brooks AFB

No. Test	Radionuclide	Reported Value	Reported Error	EML Value	EML Error	Reported EML	Evaluation	QAP 56 Evaluation
Matrix: AI Air Filter Bq / filter								
1	AM241	0.314	0.025	0.340	0.040	0.924	A	A
1	Bq U	0.477	0.036	0.500	0.010	0.954	A	A
1	PU238	0.402	0.052	0.520	0.010	0.773	W	A
1	PU239	0.277	0.037	0.330	0.010	0.839	W	A
1	U234	0.233	0.025	0.240	0.003	0.971	A	A
1	U238	0.233	0.025	0.240	0.010	0.971	A	A

Matrix: SO Soil Bq / kg

1	Bq U	256.040	12.210	249.000	0.300	1.028	A	N
1	CS137	1284.270	74.740	1450.000	73.000	0.886	W	A
1	K40	587.930	40.340	636.000	33.000	0.924	A	A
1	TH234	95.830	13.690	127.000	7.100	0.755	W	A
1	U234	119.140	8.510	120.000	0.500	0.993	A	N
1	U238	130.240	8.880	125.000	0.300	1.042	A	N

Matrix: WA Water Bq / L

1	AM241	2.330	0.178	2.130	0.150	1.094	A	A
1	Bq U	4.330	0.260	4.290	0.390	1.009	A	A
1	CO60	225.700	9.250	234.000	8.400	0.965	A	A
1	CS134	26.640	1.850	30.500	1.090	0.873	W	A
1	CS137	61.420	4.440	63.800	3.400	0.963	A	A
1	H3	422.170	33.670	390.000	3.400	1.082	A	A
1	PU238	3.063	0.368	3.330	0.300	0.920	A	W
1	PU239	3.638	0.432	3.920	0.300	0.928	A	A
1	SR90	4.410	0.430	4.340	0.200	1.016	A	A
1	U234	2.050	0.181	2.050	0.190	1.000	A	A
1	U238	2.160	0.188	2.160	0.210	1.000	A	A

Values for elemental uranium are reported in µg/filter, g, or mL. pCi/g or mL=Bq x 0.027**Evaluation:** A=Acceptable, W=Acceptable with Warning, N=Not Acceptable

If the evaluation system is not appropriate for the types of analyses performed in your lab, apply a site specific evaluation.

QAP 58 Results by Laboratory**Lab:** AG Paragon Analytics, Inc, Fort Collins, CO

No. Test	Radionuclide	Reported Value	Reported Error	EML Value	EML Error	Reported EML	Evaluation	QAP 56 Evaluation
Matrix: AI Air Filter Bq / filter								
1	AM241	0.287	0.045	0.340	0.040	0.844	W	A
1	Bq U	0.472	0.079	0.500	0.010	0.944	A	
1	CO60	31.000	5.130	33.500	0.870	0.925	A	A
1	CS137	98.000	16.300	99.700	2.300	0.983	A	A
1	MN54	42.500	7.030	43.800	1.130	0.970	A	A
1	PU238	0.511	0.079	0.520	0.010	0.983	A	W
1	PU239	0.352	0.057	0.330	0.010	1.067	A	A
1	SR90	2.540	0.598	2.800	0.140	0.907	A	A

Matrix: SO Soil Bq / kg

1	AC228	59.000	11.000	57.600	2.500	1.024	A	A
1	AM241	12.900	2.200	15.600	1.000	0.827	W	A
1	BI212	70.000	20.000	60.600	4.000	1.155	A	A
1	BI214	56.000	10.000	67.000	2.300	0.836	W	A
1	Bq U	253.000	35.000	249.000	0.300	1.016	A	
1	CS137	1470.000	240.000	1450.000	73.000	1.014	A	A
1	K40	620.000	110.000	636.000	33.000	0.975	A	A
1	PB212	56.800	9.800	57.900	2.900	0.981	A	A
1	PB214	63.000	11.000	71.100	2.300	0.886	A	A
1	PU239	24.900	3.900	23.400	1.100	1.064	A	A
1	SR90	54.000	13.000	64.400	3.100	0.839	A	A
1	TH234	141.000	30.000	127.000	7.100	1.110	A	A

Matrix: VE Vegetation Bq / kg

1	AM241	3.610	0.600	3.510	0.130	1.028	A	A
1	CM244	1.680	0.330	2.010	0.100	0.836	A	
1	CO60	12.100	2.500	12.100	0.700	1.000	A	A
1	CS137	496.000	82.000	444.000	22.000	1.117	A	W
1	K40	1140.000	200.000	1120.000	60.000	1.018	A	A
1	PU239	5.690	0.830	5.170	0.520	1.101	A	A
1	SR90	510.000	120.000	650.000	27.000	0.785	A	A

Matrix: WA Water Bq / L

1	AM241	2.120	0.300	2.130	0.150	0.995	A	A
1	Bq U	4.620	0.670	4.290	0.390	1.077	A	
1	CO60	228.300	37.700	234.000	8.400	0.976	A	A
1	CS134	29.000	4.800	30.500	1.090	0.951	A	A
1	CS137	64.000	10.300	63.800	3.400	1.003	A	A
1	Gross Alpha	423.000	62.000	377.500	10.000	1.121	A	N
1	Gross Beta	624.000	86.000	627.500	10.000	0.994	A	A
1	H3	396.000	63.000	390.000	3.400	1.015	A	A
1	PU238	3.500	0.490	3.330	0.300	1.051	A	A
1	PU239	4.180	0.580	3.920	0.300	1.066	A	A

Values for elemental uranium are reported in µg/filter, g, or mL. pCi/g or mL=Bq x 0.027**Evaluation:** A=Acceptable, W=Acceptable with Warning, N=Not Acceptable

If the evaluation system is not appropriate for the types of analyses performed in your lab, apply a site specific evaluation.

QAP 58 Results by Laboratory**Lab:** AG Paragon Analytics, Inc, Fort Collins, CO

No. Test	Radionuclide	Reported Value	Reported Error	EML Value	EML Error	Reported EML	Evaluation	QAP 56 Evaluation
Matrix: WA Water Bq/L								
1	SR90	3.720	0.880	4.340	0.200	0.857	A	A

Values for elemental uranium are reported in $\mu\text{g}/\text{filter}$, g, or mL. pCi/g or $\text{mL}=\text{Bq} \times 0.027$ **Evaluation:** A=Acceptable, W=Acceptable with Warning, N=Not AcceptableIf the evaluation system is not appropriate for the types of analyses performed in your lab, apply a site specific evaluation.

QAP 58 Results by Laboratory**Lab:** AI Nuclear Technology Services, Inc., Roswell, GA

No. Test	Radionuclide	Reported Value	Reported Error	EML Value	EML Error	Reported EML	Evaluation	QAP 56 Evaluation
Matrix: AI Air Filter Bq / filter								
1	AM241	0.230	0.008	0.340	0.040	0.676	N	A
1	Bq U	0.470	0.013	0.500	0.010	0.940	A	W
1	CO60	36.400	5.790	33.500	0.870	1.087	A	A
1	CS137	108.500	17.200	99.700	2.300	1.088	A	W
1	Gross Alpha	1.350	0.040	1.170	0.120	1.154	A	N
1	Gross Beta	1.700	0.040	1.500	0.150	1.133	A	N
1	MN54	48.730	7.860	43.800	1.130	1.113	A	A
1	PU238	0.445	0.045	0.520	0.010	0.856	W	W
1	PU239	0.284	0.030	0.330	0.010	0.861	W	A
1	SR90	2.730	0.100	2.800	0.140	0.975	A	W
1	U234	0.226	0.010	0.240	0.003	0.942	A	W
1	U238	0.223	0.010	0.240	0.010	0.929	A	A
1	ug/g U	18.200	0.500	19.700	0.760	0.924	A	

Matrix: SO Soil Bq / kg

1	AC228	54.800	12.600	57.600	2.500	0.951	A	A
1	AM241	16.400	3.200	15.600	1.000	1.051	A	A
1	BI212	56.400	18.000	60.600	4.000	0.931	A	A
1	BI214	56.200	9.600	67.000	2.300	0.839	W	A
1	Bq U	229.000	5.400	249.000	0.300	0.920	A	A
1	CS137	1324.000	215.000	1450.000	73.000	0.913	A	A
1	K40	638.300	115.400	636.000	33.000	1.004	A	W
1	PB212	45.400	7.800	57.900	2.900	0.784	W	A
1	PB214	45.800	8.200	71.100	2.300	0.644	N	A
1	PU239	21.600	4.500	23.400	1.100	0.923	A	W
1	SR90	85.500	10.500	64.400	3.100	1.328	A	A
1	TH234	71.600	31.600	127.000	7.100	0.564	N	A
1	U234	110.000	3.800	120.000	0.500	0.917	A	A
1	U238	113.000	3.900	125.000	0.300	0.904	A	A
1	ug/g U	9.200	0.220	10.100	0.300	0.911	A	

Matrix: VE Vegetation Bq / kg

1	AM241	3.630	1.100	3.510	0.130	1.034	A	W
1	CM244	1.740	0.900	2.010	0.100	0.866	A	A
1	CO60	11.300	4.300	12.100	0.700	0.934	A	N
1	CS137	470.000	75.000	444.000	22.000	1.059	A	A
1	K40	1331.000	240.000	1120.000	60.000	1.188	A	A
1	PU239	3.940	0.810	5.170	0.520	0.762	W	A
1	SR90	707.000	50.000	650.000	27.000	1.088	A	N

Matrix: WA Water Bq / L

1	AM241	1.700	0.100	2.130	0.150	0.798	W	N
1	Bq U	3.900	0.200	4.290	0.390	0.909	A	A

Values for elemental uranium are reported in µg/filter, g, or mL. pCi/g or mL=Bq x 0.027**Evaluation:** A=Acceptable, W=Acceptable with Warning, N=Not Acceptable

If the evaluation system is not appropriate for the types of analyses performed in your lab, apply a site specific evaluation.

QAP 58 Results by Laboratory**Lab:** AI Nuclear Technology Services, Inc., Roswell, GA

No. Test	Radionuclide	Reported Value	Reported Error	EML Value	EML Error	Reported EML	Evaluation	QAP 56 Evaluation
Matrix: WA Water Bq/L								
1	CO60	100.500	15.200	234.000	8.400	0.429	N	A
1	CS134	12.300	1.900	30.500	1.090	0.403	N	W
1	CS137	27.140	4.130	63.800	3.400	0.425	N	A
1	Gross Alpha	448.000	22.000	377.500	10.000	1.187	W	A
1	Gross Beta	870.000	30.000	627.500	10.000	1.386	W	A
1	H3	463.000	23.000	390.000	3.400	1.187	A	A
1	PU238	2.100	0.130	3.330	0.300	0.631	N	W
1	PU239	2.450	0.140	3.920	0.300	0.625	N	W
1	SR90	4.700	0.500	4.340	0.200	1.083	A	A
1	U234	1.900	0.150	2.050	0.190	0.927	A	W
1	U238	1.910	0.150	2.160	0.210	0.884	W	W
1	ug/g U	0.160	0.008	0.170	0.020	0.941	A	

Values for elemental uranium are reported in µg/filter, g, or mL. pCi/g or mL=Bq x 0.027

Evaluation: A=Acceptable, W=Acceptable with Warning, N=Not Acceptable

If the evaluation system is not appropriate for the types of analyses performed in your lab, apply a site specific evaluation.

QAP 58 Results by Laboratory**Lab:** AM American Radiation Services, Inc., Baton Rouge

No. Test	Radionuclide	Reported Value	Reported Error	EML Value	EML Error	Reported EML	Evaluation	QAP 56 Evaluation
Matrix: AI Air Filter Bq / filter								
1	AM241	0.276	0.028	0.340	0.040	0.812	W	A
1	CO60	31.080	0.140	33.500	0.870	0.928	A	A
1	CS137	94.710	0.200	99.700	2.300	0.950	A	A
1	Gross Alpha	1.580	0.020	1.170	0.120	1.350	W	A
1	Gross Beta	1.840	0.030	1.500	0.150	1.227	W	A
1	MN54	42.780	0.140	43.800	1.130	0.977	A	A
1	PU238	0.630	0.040	0.520	0.010	1.212	W	A
1	PU239	0.370	0.030	0.330	0.010	1.121	W	W
1	SR90	3.680	0.170	2.800	0.140	1.314	W	W
1	U234	0.337	0.041	0.240	0.003	1.404	W	N
1	U238	0.319	0.033	0.240	0.010	1.329	W	N

Matrix: SO Soil Bq / kg

1	AC228	59.640	2.390	57.600	2.500	1.035	A	A
1	AM241	13.550	0.930	15.600	1.000	0.869	W	A
1	BI212	58.390	5.800	60.600	4.000	0.964	A	A
1	BI214	74.290	2.130	67.000	2.300	1.109	A	A
1	CS137	1472.200	4.270	1450.000	73.000	1.015	A	A
1	K40	656.960	14.120	636.000	33.000	1.033	A	A
1	PB212	59.400	1.240	57.900	2.900	1.026	A	A
1	PB214	80.810	2.170	71.100	2.300	1.137	A	A
1	PU239	25.210	4.010	23.400	1.100	1.077	A	A
1	SR90	35.520	7.290	64.400	3.100	0.552	N	W
1	TH234	132.790	11.310	127.000	7.100	1.046	A	A
1	U234	126.960	10.020	120.000	0.500	1.058	A	A
1	U238	121.220	9.980	125.000	0.300	0.970	A	A

Matrix: VE Vegetation Bq / kg

1	AM241	3.940	1.030	3.510	0.130	1.123	A	W
1	CO60	14.120	0.900	12.100	0.700	1.167	A	A
1	CS137	482.820	3.280	444.000	22.000	1.087	A	A
1	K40	1213.900	21.100	1120.000	60.000	1.084	A	A
1	PU239	5.770	1.570	5.170	0.520	1.116	A	W
1	SR90	505.130	30.680	650.000	27.000	0.777	A	W

Matrix: WA Water Bq / L

1	AM241	2.290	0.190	2.130	0.150	1.075	A	A
1	CO60	225.840	0.550	234.000	8.400	0.965	A	A
1	CS134	27.110	0.290	30.500	1.090	0.889	W	W
1	CS137	64.960	0.400	63.800	3.400	1.018	A	A
1	Gross Alpha	253.540	6.910	377.500	10.000	0.672	W	N
1	Gross Beta	677.050	9.550	627.500	10.000	1.079	A	A
1	PU238	4.370	0.170	3.330	0.300	1.312	N	A

Values for elemental uranium are reported in µg/filter, g, or mL. pCi/g or mL=Bq x 0.027**Evaluation:** A=Acceptable, W=Acceptable with Warning, N=Not Acceptable

If the evaluation system is not appropriate for the types of analyses performed in your lab, apply a site specific evaluation.

QAP 58 Results by Laboratory**Lab:** AM American Radiation Services, Inc., Baton Rouge

No. Test	Radionuclide	Reported Value	Reported Error	EML Value	EML Error	Reported EML	Evaluation	QAP 56 Evaluation
Matrix: WA Water Bq/L								
1	PU239	5.310	0.190	3.920	0.300	1.355	N	A
1	SR90	3.080	0.190	4.340	0.200	0.710	W	N
1	U234	3.030	0.150	2.050	0.190	1.478	N	N
1	U238	2.930	0.140	2.160	0.210	1.356	N	W

Values for elemental uranium are reported in $\mu\text{g}/\text{filter}$, g, or mL. pCi/g or $\text{mL}=\text{Bq} \times 0.027$

Evaluation: A=Acceptable, W=Acceptable with Warning, N=Not Acceptable

If the evaluation system is not appropriate for the types of analyses performed in your lab, apply a site specific evaluation.

QAP 58 Results by Laboratory**Lab:** AN Argonne National Laboratory

No. Test	Radionuclide	Reported Value	Reported Error	EML Value	EML Error	Reported EML	Evaluation	QAP 56 Evaluation
Matrix: AI Air Filter Bq / filter								
1	AM241	0.320	0.010	0.340	0.040	0.941	A	A
1	CO60	34.700	1.000	33.500	0.870	1.036	A	A
1	CS137	103.000	6.000	99.700	2.300	1.033	A	A
1	MN54	44.300	1.500	43.800	1.130	1.011	A	A
1	PU238	0.530	0.040	0.520	0.010	1.019	A	W
1	PU239	0.340	0.020	0.330	0.010	1.030	A	A
1	SR90	2.800	0.100	2.800	0.140	1.000	A	A
1	U234	0.240	0.020	0.240	0.003	1.000	A	A
1	U238	0.240	0.030	0.240	0.010	1.000	A	W

Matrix: SO Soil Bq / kg

1	AM241	15.000	1.000	15.600	1.000	0.962	A	A
1	CS137	1453.000	42.000	1450.000	73.000	1.002	A	A
1	K40	607.000	29.000	636.000	33.000	0.954	A	A
1	PU239	26.000	5.000	23.400	1.100	1.111	A	A
1	SR90	54.000	2.000	64.400	3.100	0.839	A	A
1	U234	110.000	4.000	120.000	0.500	0.917	A	A
1	U238	114.000	3.000	125.000	0.300	0.912	A	A

Matrix: WA Water Bq / L

1	AM241	2.200	0.100	2.130	0.150	1.033	A	A
1	CO60	236.000	14.000	234.000	8.400	1.009	A	A
1	CS134	27.800	2.300	30.500	1.090	0.911	A	A
1	CS137	60.300	5.300	63.800	3.400	0.945	A	A
1	H3	380.000	19.000	390.000	3.400	0.974	A	A
1	PU238	3.400	0.200	3.330	0.300	1.021	A	A
1	PU239	4.000	0.100	3.920	0.300	1.020	A	A
1	SR90	4.200	0.200	4.340	0.200	0.968	A	A
1	U234	2.200	0.100	2.050	0.190	1.073	A	A
1	U238	2.200	0.100	2.160	0.210	1.019	A	A

Values for elemental uranium are reported in $\mu\text{g}/\text{filter}$, g, or mL. pCi/g or mL=Bq x 0.027
Evaluation: A=Acceptable, W=Acceptable with Warning, N=Not Acceptable

If the evaluation system is not appropriate for the types of analyses performed in your lab, apply a site specific evaluation.

QAP 58 Results by Laboratory**Lab:** AP Aberdeen Proving Ground, Aberdeen, MD

No. Test	Radionuclide	Reported Value	Reported Error	EML Value	EML Error	Reported EML	Evaluation	QAP 56 Evaluation
Matrix: AI Air Filter Bq / filter								
1	Gross Beta	95.050	1.090	1.500	0.150	63.367	N	N

Values for elemental uranium are reported in $\mu\text{g}/\text{filter}$, g, or mL. pCi/g or $\text{mL}=\text{Bq} \times 0.027$

Evaluation: A=Acceptable, W=Acceptable with Warning, N=Not Acceptable

If the evaluation system is not appropriate for the types of analyses performed in your lab, apply a site specific evaluation.

QAP 58 Results by Laboratory**Lab:** AT ATL International inc., Germantown, MD

No. Test	Radionuclide	Reported Value	Reported Error	EML Value	EML Error	Reported EML	Evaluation	QAP 56 Evaluation
Matrix: AI Air Filter Bq / filter								
1	AM241	0.332	0.057	0.340	0.040	0.976	A	A
1	Bq U	0.456	0.046	0.500	0.010	0.912	A	A
1	CO60	32.873	2.485	33.500	0.870	0.981	A	A
1	CS137	101.300	13.450	99.700	2.300	1.016	A	A
1	Gross Alpha	1.105	0.050	1.170	0.120	0.944	A	A
1	Gross Beta	1.585	0.051	1.500	0.150	1.057	A	A
1	MN54	43.968	9.168	43.800	1.130	1.004	A	A
1	PU238	0.524	0.068	0.520	0.010	1.008	A	A
1	PU239	0.334	0.044	0.330	0.010	1.012	A	A
1	SR90	2.202	0.127	2.800	0.140	0.786	A	A
1	U234	0.222	0.032	0.240	0.003	0.925	A	A
1	U238	0.224	0.033	0.240	0.010	0.933	A	A

Matrix: SO Soil Bq / kg

1	AC228	55.918	14.923	57.600	2.500	0.971	A	A
1	AM241	15.490	2.227	15.600	1.000	0.993	A	A
1	BI214	64.680	5.260	67.000	2.300	0.965	A	A
1	Bq U	244.847	21.246	249.000	0.300	0.983	A	A
1	CS137	1454.250	169.500	1450.000	73.000	1.003	A	A
1	K40	635.875	62.550	636.000	33.000	1.000	A	A
1	PB214	65.035	5.060	71.100	2.300	0.915	A	A
1	PU238	23.580	3.337	21.900	1.300	1.077	A	A
1	PU239	25.305	3.553	23.400	1.100	1.081	A	A
1	SR90	50.486	3.789	64.400	3.100	0.784	W	A
1	U234	116.250	14.608	120.000	0.500	0.969	A	A
1	U238	122.625	15.395	125.000	0.300	0.981	A	A

Matrix: VE Vegetation Bq / kg

1	AM241	4.165	1.199	3.510	0.130	1.187	A	A
1	CO60	12.998	1.434	12.100	0.700	1.074	A	A
1	CS137	468.317	52.650	444.000	22.000	1.055	A	A
1	K40	1175.833	115.667	1120.000	60.000	1.050	A	A
1	PU238	0.337	0.201	0.360	0.030	0.936	A	A
1	PU239	4.855	0.867	5.170	0.520	0.939	A	N
1	SR90	543.715	31.901	650.000	27.000	0.836	A	A

Matrix: WA Water Bq / L

1	AM241	2.265	0.487	2.130	0.150	1.063	A	A
1	Bq U	4.561	0.464	4.290	0.390	1.063	A	A
1	CO60	238.100	20.533	234.000	8.400	1.018	A	A
1	CS134	27.813	2.932	30.500	1.090	0.912	A	A
1	CS137	63.400	8.420	63.800	3.400	0.994	A	A
1	Gross Alpha	336.200	19.340	377.500	10.000	0.891	A	A

Values for elemental uranium are reported in µg/filter, g, or mL. pCi/g or mL=Bq x 0.027**Evaluation:** A=Acceptable, W=Acceptable with Warning, N=Not Acceptable

If the evaluation system is not appropriate for the types of analyses performed in your lab, apply a site specific evaluation.

QAP 58 Results by Laboratory**Lab:** AT ATL International inc., Germantown, MD

No. Test	Radionuclide	Reported Value	Reported Error	EML Value	EML Error	Reported EML	Evaluation	QAP 56 Evaluation
Matrix: WA Water Bq/L								
1	Gross Beta	606.600	33.900	627.500	10.000	0.967	A	A
1	H3	390.918	8.307	390.000	3.400	1.002	A	A
1	PU238	3.711	0.487	3.330	0.300	1.114	W	A
1	PU239	4.275	0.559	3.920	0.300	1.091	A	A
1	SR90	3.438	0.313	4.340	0.200	0.792	W	A
1	U234	2.221	0.327	2.050	0.190	1.083	A	A
1	U238	2.223	0.328	2.160	0.210	1.029	A	A

Values for elemental uranium are reported in µg/filter, g, or mL. pCi/g or mL=Bq x 0.027

Evaluation: A=Acceptable, W=Acceptable with Warning, N=Not Acceptable

If the evaluation system is not appropriate for the types of analyses performed in your lab, apply a site specific evaluation.

QAP 58 Results by Laboratory**Lab:** AU ORISE RSAT/ESSAP, Oak Ridge

No. Test	Radionuclide	Reported Value	Reported Error	EML Value	EML Error	Reported EML	Evaluation	QAP 56 Evaluation
Matrix: AI Air Filter Bq / filter								
1	AM241	0.300	0.030	0.340	0.040	0.882	A	A
1	CO60	34.900	1.500	33.500	0.870	1.042	A	A
1	CS137	107.300	5.200	99.700	2.300	1.076	A	A
1	Gross Alpha	1.510	0.080	1.170	0.120	1.291	W	A
1	Gross Beta	1.770	0.140	1.500	0.150	1.180	A	A
1	MN54	48.900	2.200	43.800	1.130	1.116	A	A
1	PU238	0.530	0.040	0.520	0.010	1.019	A	A
1	PU239	0.330	0.030	0.330	0.010	1.000	A	A
1	U234	0.240	0.030	0.240	0.003	1.000	A	A
1	U238	0.240	0.030	0.240	0.010	1.000	A	A

Matrix: SO Soil Bq / kg

1	AC228	61.500	7.600	57.600	2.500	1.068	A	A
1	AM241	13.000	1.800	15.600	1.000	0.833	W	A
1	BI212	60.000	13.000	60.600	4.000	0.990	A	A
1	BI214	72.000	12.000	67.000	2.300	1.075	A	A
1	CS137	1483.000	62.000	1450.000	73.000	1.023	A	A
1	K40	608.000	34.000	636.000	33.000	0.956	A	A
1	PB212	59.500	4.500	57.900	2.900	1.028	A	A
1	PB214	69.300	6.600	71.100	2.300	0.975	A	A
1	PU239	23.800	2.700	23.400	1.100	1.017	A	W
1	SR90	58.600	5.800	64.400	3.100	0.910	A	A
1	TH234	148.000	22.000	127.000	7.100	1.165	A	A
1	U234	120.000	15.000	120.000	0.500	1.000	A	A
1	U238	125.000	15.000	125.000	0.300	1.000	A	A

Matrix: VE Vegetation Bq / kg

1	AM241	3.260	0.550	3.510	0.130	0.929	A	A
1	CM244	1.320	0.340	2.010	0.100	0.657	W	A
1	CO60	13.000	2.100	12.100	0.700	1.074	A	A
1	CS137	433.000	19.000	444.000	22.000	0.975	A	A
1	K40	1130.000	55.000	1120.000	60.000	1.009	A	A
1	PU239	4.880	0.680	5.170	0.520	0.944	A	W
1	SR90	515.000	22.000	650.000	27.000	0.792	A	A

Matrix: WA Water Bq / L

1	AM241	2.080	0.240	2.130	0.150	0.977	A	A
1	CO60	235.800	7.900	234.000	8.400	1.008	A	W
1	CS134	29.400	1.600	30.500	1.090	0.964	A	A
1	CS137	65.000	3.100	63.800	3.400	1.019	A	A
1	Gross Alpha	360.000	110.000	377.500	10.000	0.954	A	A
1	Gross Beta	680.000	220.000	627.500	10.000	1.084	A	A
1	H3	415.000	35.000	390.000	3.400	1.064	A	A

Values for elemental uranium are reported in µg/filter, g, or mL. pCi/g or mL=Bq x 0.027**Evaluation:** A=Acceptable, W=Acceptable with Warning, N=Not Acceptable

If the evaluation system is not appropriate for the types of analyses performed in your lab, apply a site specific evaluation.

QAP 58 Results by Laboratory**Lab:** AU ORISE RSAT/ESSAP, Oak Ridge

No. Test	Radionuclide	Reported Value	Reported Error	EML Value	EML Error	Reported EML	Evaluation	QAP 56 Evaluation
Matrix: WA Water Bq/L								
1	PU238	3.720	0.350	3.330	0.300	1.117	W	A
1	PU239	4.470	0.410	3.920	0.300	1.140	W	W
1	SR90	3.880	0.260	4.340	0.200	0.894	A	A
1	U234	2.190	0.300	2.050	0.190	1.068	A	A
1	U238	2.130	0.300	2.160	0.210	0.986	A	A

Values for elemental uranium are reported in $\mu\text{g}/\text{filter}$, g, or mL. pCi/g or $\text{mL}=\text{Bq} \times 0.027$

Evaluation: A=Acceptable, W=Acceptable with Warning, N=Not Acceptable

If the evaluation system is not appropriate for the types of analyses performed in your lab, apply a site specific evaluation.

QAP 58 Results by Laboratory**Lab:** AV Australian Radiation Protection and Nuclear Safety Agency

No. Test	Radionuclide	Reported Value	Reported Error	EML Value	EML Error	Reported EML	Evaluation	QAP 56 Evaluation
Matrix: AI Air Filter Bq / filter								
1	AM241	0.380	0.140	0.340	0.040	1.118	A	A
1	CO60	34.000	11.000	33.500	0.870	1.015	A	W
1	CS137	104.600	5.400	99.700	2.300	1.049	A	A
1	MN54	44.000	2.300	43.800	1.130	1.005	A	A
Matrix: SO Soil Bq / kg								
1	AC228	63.500	3.600	57.600	2.500	1.102	A	W
1	AM241	15.800	2.400	15.600	1.000	1.013	A	A
1	BI212	63.100	4.000	60.600	4.000	1.041	A	A
1	BI214	66.500	2.800	67.000	2.300	0.993	A	A
1	CS137	1510.000	34.000	1450.000	73.000	1.041	A	W
1	K40	647.000	27.000	636.000	33.000	1.017	A	A
1	PB212	72.000	14.000	57.900	2.900	1.244	W	A
1	PB214	75.900	2.400	71.100	2.300	1.068	A	W
1	TH234	147.000	31.000	127.000	7.100	1.157	A	A
Matrix: VE Vegetation Bq / kg								
1	AM241	3.100	2.300	3.510	0.130	0.883	A	W
1	CO60	15.100	2.100	12.100	0.700	1.248	W	A
1	CS137	507.000	13.000	444.000	22.000	1.142	A	N
1	K40	1320.000	64.000	1120.000	60.000	1.179	A	A
Matrix: WA Water Bq / L								
1	AM241	2.400	0.370	2.130	0.150	1.127	A	
1	CO60	234.000	17.000	234.000	8.400	1.000	A	W
1	CS134	27.550	0.860	30.500	1.090	0.903	A	W
1	CS137	62.000	6.200	63.800	3.400	0.972	A	A
1	Gross Alpha	355.000	80.000	377.500	10.000	0.940	A	A
1	Gross Beta	707.000	140.000	627.500	10.000	1.127	A	A
1	H3	328.000	13.000	390.000	3.400	0.841	W	

Values for elemental uranium are reported in µg/filter, g, or mL. pCi/g or mL=Bq x 0.027
Evaluation: A=Acceptable, W=Acceptable with Warning, N=Not Acceptable

If the evaluation system is not appropriate for the types of analyses performed in your lab, apply a site specific evaluation.

QAP 58 Results by Laboratory**Lab:** AW Argonne West National Lab

No. Test	Radionuclide	Reported Value	Reported Error	EML Value	EML Error	Reported EML	Evaluation	QAP 56 Evaluation
----------	--------------	----------------	----------------	-----------	-----------	--------------	------------	-------------------

Matrix: AI Air Filter Bq / filter

1	CO60	34.600	3.400	33.500	0.870	1.033	A	
1	CS137	102.000	10.200	99.700	2.300	1.023	A	
1	MN54	36.500	3.600	43.800	1.130	0.833	W	

Matrix: WA Water Bq / L

1	CO60	233.000	18.000	234.000	8.400	0.996	A	A
1	CS134	28.600	2.300	30.500	1.090	0.938	A	A
1	CS137	65.800	5.200	63.800	3.400	1.031	A	A

Values for elemental uranium are reported in $\mu\text{g}/\text{filter}$, g, or mL. pCi/g or $\text{mL}=\text{Bq} \times 0.027$

Evaluation: A=Acceptable, W=Acceptable with Warning, N=Not Acceptable

If the evaluation system is not appropriate for the types of analyses performed in your lab, apply a site specific evaluation.

QAP 58 Results by Laboratory**Lab:** BA Bettis Atomic Power Lab, West Mifflin, PA

No. Test	Radionuclide	Reported Value	Reported Error	EML Value	EML Error	Reported EML	Evaluation	QAP 56 Evaluation
Matrix: AI Air Filter Bq / filter								
1	CO60	31.850	2.530	33.500	0.870	0.951	A	W
1	CS137	100.110	17.810	99.700	2.300	1.004	A	A
1	MN54	44.190	6.900	43.800	1.130	1.009	A	A
Matrix: SO Soil Bq / kg								
1	CS137	1591.310	240.790	1450.000	73.000	1.097	A	A
Matrix: VE Vegetation Bq / kg								
1	CS137	517.230	79.580	444.000	22.000	1.165	A	A
Matrix: WA Water Bq / L								
1	CO60	231.730	22.310	234.000	8.400	0.990	A	A
1	CS137	63.120	9.820	63.800	3.400	0.989	A	A
1	SR90	4.090	1.500	4.340	0.200	0.942	A	A
1	U234	2.190	0.180	2.050	0.190	1.068	A	A
1	U238	2.170	0.180	2.160	0.210	1.005	A	A

Values for elemental uranium are reported in $\mu\text{g}/\text{filter}$, g, or mL. pCi/g or mL=Bq x 0.027

Evaluation: A=Acceptable, W=Acceptable with Warning, N=Not Acceptable

If the evaluation system is not appropriate for the types of analyses performed in your lab, apply a site specific evaluation.

QAP 58 Results by Laboratory**Lab:** BC SBCCOM Radiation Laboratory

No. Test	Radionuclide	Reported Value	Reported Error	EML Value	EML Error	Reported EML	Evaluation	QAP 56 Evaluation
Matrix: AI Air Filter Bq / filter								
1	Gross Alpha	1.130	0.030	1.170	0.120	0.966	A	A
2	Gross Alpha	1.130	0.030	1.170	0.120	0.966	A	A
1	Gross Beta	1.500	0.030	1.500	0.150	1.000	A	N
2	Gross Beta	1.490	0.030	1.500	0.150	0.993	A	N

Values for elemental uranium are reported in $\mu\text{g}/\text{filter}$, g, or mL. $\text{pCi/g or mL}=\text{Bq} \times 0.027$

Evaluation: A=Acceptable, W=Acceptable with Warning, N=Not Acceptable

If the evaluation system is not appropriate for the types of analyses performed in your lab, apply a site specific evaluation.

QAP 58 Results by Laboratory**Lab:** BE Grand Junction Office Analytical Laboratory

No. Test	Radionuclide	Reported Value	Reported Error	EML Value	EML Error	Reported EML	Evaluation	QAP 56 Evaluation
Matrix: AI Air Filter Bq / filter								
1	AM241	0.298	0.013	0.340	0.040	0.876	A	A
1	CO60	36.000	2.000	33.500	0.870	1.075	A	W
1	CS137	109.000	12.000	99.700	2.300	1.093	A	A
1	Gross Alpha	1.050	0.110	1.170	0.120	0.897	A	A
1	Gross Beta	1.590	0.190	1.500	0.150	1.060	A	A
1	MN54	47.000	8.000	43.800	1.130	1.073	A	A
1	PU238	0.520	0.035	0.520	0.010	1.000	A	A
1	PU239	0.338	0.023	0.330	0.010	1.024	A	A
1	SR90	2.680	0.160	2.800	0.140	0.957	A	A
1	U234	0.217	0.018	0.240	0.003	0.904	A	A
1	U238	0.218	0.018	0.240	0.010	0.908	A	A
1	ug/g U	18.200		19.700	0.760	0.924	A	

Matrix: SO Soil Bq / kg

1	AC228	50.000	6.000	57.600	2.500	0.868	W	
1	AM241	14.050	0.630	15.600	1.000	0.901	A	A
1	BI212	51.000	21.000	60.600	4.000	0.842	A	W
1	BI214	72.000	6.000	67.000	2.300	1.075	A	A
1	CS137	1386.000	188.000	1450.000	73.000	0.956	A	A
1	K40	624.000	70.000	636.000	33.000	0.981	A	A
1	PB212	61.000	10.000	57.900	2.900	1.054	A	A
1	PB214	68.000	8.000	71.100	2.300	0.956	A	A
1	PU239	26.600	1.800	23.400	1.100	1.137	W	A
1	SR90	60.100	4.400	64.400	3.100	0.933	A	A
1	U234	127.000	10.000	120.000	0.500	1.058	A	A
1	U238	127.000	10.000	125.000	0.300	1.016	A	A
1	ug/g U	10.400		10.100	0.300	1.030	A	

Matrix: VE Vegetation Bq / kg

1	AM241	3.460	0.180	3.510	0.130	0.986	A	A
1	CM244	1.850	0.120	2.010	0.100	0.920	A	A
1	CO60	12.000	2.000	12.100	0.700	0.992	A	A
1	CS137	475.000	64.000	444.000	22.000	1.070	A	A
1	K40	1241.000	136.000	1120.000	60.000	1.108	A	A
1	PU239	5.110	0.370	5.170	0.520	0.988	A	A
1	SR90	626.000	33.000	650.000	27.000	0.963	A	A

Matrix: WA Water Bq / L

1	AM241	2.330	0.100	2.130	0.150	1.094	A	A
1	CO60	247.000	8.000	234.000	8.400	1.056	A	N
1	CS134	31.000	2.000	30.500	1.090	1.016	A	A
1	CS137	68.000	4.000	63.800	3.400	1.066	A	W
1	Gross Alpha	411.000	41.000	377.500	10.000	1.089	A	W

Values for elemental uranium are reported in µg/filter, g, or mL. pCi/g or mL=Bq x 0.027**Evaluation:** A=Acceptable, W=Acceptable with Warning, N=Not Acceptable

If the evaluation system is not appropriate for the types of analyses performed in your lab, apply a site specific evaluation.

QAP 58 Results by Laboratory**Lab:** BE Grand Junction Office Analytical Laboratory

No. Test	Radionuclide	Reported Value	Reported Error	EML Value	EML Error	Reported EML	Evaluation	QAP 56 Evaluation
Matrix: WA Water Bq/L								
1	Gross Beta	577.000	41.000	627.500	10.000	0.920	A	A
1	H3	409.000	14.000	390.000	3.400	1.049	A	A
1	PU238	3.640	0.240	3.330	0.300	1.093	A	A
1	PU239	4.260	0.280	3.920	0.300	1.087	A	A
1	SR90	4.050	0.310	4.340	0.200	0.933	A	A
1	U234	2.170	0.180	2.050	0.190	1.059	A	A
1	U238	2.190	0.180	2.160	0.210	1.014	A	A
1	ug/g U	0.177		0.170	0.020	1.041	A	

Values for elemental uranium are reported in µg/filter, g, or mL. pCi/g or mL=Bq x 0.027

Evaluation: A=Acceptable, W=Acceptable with Warning, N=Not Acceptable

If the evaluation system is not appropriate for the types of analyses performed in your lab, apply a site specific evaluation.

QAP 58 Results by Laboratory**Lab:** BM Battelle Memorial Institute, Columbus, OH

No. Test	Radionuclide	Reported Value	Reported Error	EML Value	EML Error	Reported EML	Evaluation	QAP 56 Evaluation
Matrix: AI Air Filter Bq / filter								
1	AM241	0.283	0.040	0.340	0.040	0.832	W	A
1	CO60	34.700	2.330	33.500	0.870	1.036	A	A
1	CS137	105.000	11.600	99.700	2.300	1.053	A	A
1	PU238	0.490	0.097	0.520	0.010	0.942	A	A
1	PU239	0.295	0.060	0.330	0.010	0.894	A	A
1	SR90	2.820	0.110	2.800	0.140	1.007	A	A
1	U234	0.258	0.038	0.240	0.003	1.075	A	A
1	U238	0.252	0.037	0.240	0.010	1.050	A	A

Matrix: SO Soil Bq / kg

1	AM241	12.720	3.760	15.600	1.000	0.815	W	
1	CS137	1522.000	190.000	1450.000	73.000	1.050	A	A
1	PU239	24.880	4.340	23.400	1.100	1.063	A	A
1	SR90	58.270	5.400	64.400	3.100	0.905	A	A
1	U234	127.500	17.400	120.000	0.500	1.063	A	A
1	U238	130.800	17.800	125.000	0.300	1.046	A	A

Matrix: VE Vegetation Bq / kg

1	AM241	3.570	0.730	3.510	0.130	1.017	A	A
1	CO60	14.000	2.180	12.100	0.700	1.157	A	A
1	CS137	488.000	66.000	444.000	22.000	1.099	A	A
1	PU239	4.730	0.690	5.170	0.520	0.915	A	A
1	SR90	616.400	27.700	650.000	27.000	0.948	A	A

Matrix: WA Water Bq / L

1	AM241	2.380	0.360	2.130	0.150	1.117	A	A
1	CO60	228.000	4.840	234.000	8.400	0.974	A	A
1	CS137	60.300	4.740	63.800	3.400	0.945	A	A
1	PU238	3.880	0.540	3.330	0.300	1.165	W	A
1	PU239	4.550	0.630	3.920	0.300	1.161	W	A
1	SR90	4.020	0.390	4.340	0.200	0.926	A	A
1	U234	2.260	0.300	2.050	0.190	1.102	A	A
1	U238	2.340	0.310	2.160	0.210	1.083	A	A

Values for elemental uranium are reported in µg/filter, g, or mL. pCi/g or mL=Bq x 0.027**Evaluation:** A=Acceptable, W=Acceptable with Warning, N=Not Acceptable

If the evaluation system is not appropriate for the types of analyses performed in your lab, apply a site specific evaluation.

QAP 58 Results by Laboratory**Lab:** BN U.S. Department of Energy, BNL

No. Test	Radionuclide	Reported Value	Reported Error	EML Value	EML Error	Reported EML	Evaluation	QAP 56 Evaluation
Matrix: AI Air Filter Bq / filter								
1	CO60	33.000	1.700	33.500	0.870	0.985	A	A
1	CS137	116.700	9.300	99.700	2.300	1.171	W	W
1	Gross Alpha	1.000	0.030	1.170	0.120	0.855	A	A
1	Gross Beta	1.260	0.060	1.500	0.150	0.840	W	W
1	MN54	49.800	3.500	43.800	1.130	1.137	A	A
Matrix: SO Soil Bq/kg								
1	AC228	52.900	3.100	57.600	2.500	0.918	A	A
1	BI212	39.100	1.700	60.600	4.000	0.645	A	A
1	BI214	60.100	1.700	67.000	2.300	0.897	A	A
1	CS137	1414.600	59.300	1450.000	73.000	0.976	A	A
1	K40	648.700	17.400	636.000	33.000	1.020	A	A
1	PB212	49.600	5.200	57.900	2.900	0.857	W	A
1	PB214	56.000	3.800	71.100	2.300	0.788	W	A
Matrix: VE Vegetation Bq/kg								
1	CO60	14.900	2.100	12.100	0.700	1.231	W	A
1	CS137	510.600	10.500	444.000	22.000	1.150	A	A
1	K40	1392.400	121.600	1120.000	60.000	1.243	W	A
Matrix: WA Water Bq/L								
1	CO60	232.500	5.400	234.000	8.400	0.994	A	A
1	CS134	28.700	2.700	30.500	1.090	0.941	A	A
1	CS137	65.500	4.700	63.800	3.400	1.027	A	A
1	Gross Alpha	325.000	35.600	377.500	10.000	0.861	A	N
1	Gross Beta	656.900	31.400	627.500	10.000	1.047	A	W
1	H3	421.600	15.100	390.000	3.400	1.081	A	A

Values for elemental uranium are reported in µg/filter, g, or mL. pCi/g or mL=Bq x 0.027
Evaluation: A=Acceptable, W=Acceptable with Warning, N=Not Acceptable

If the evaluation system is not appropriate for the types of analyses performed in your lab, apply a site specific evaluation.

QAP 58 Results by Laboratory**Lab:** BO BOMARC Missile Site

No. Test	Radionuclide	Reported Value	Reported Error	EML Value	EML Error	Reported EML	Evaluation	QAP 56 Evaluation
---------------------	---------------------	---------------------------	---------------------------	----------------------	----------------------	-------------------------	-------------------	------------------------------

Matrix: SO Soil Bq/kg

1	AM241	14.097	1.620	15.600	1.000	0.904	A	A
---	-------	--------	-------	--------	-------	-------	---	---

Values for elemental uranium are reported in $\mu\text{g}/\text{filter}$, g, or mL. pCi/g or $\text{mL}=\text{Bq} \times 0.027$

Evaluation: A=Acceptable, W=Acceptable with Warning, N=Not Acceptable

If the evaluation system is not appropriate for the types of analyses performed in your lab, apply a site specific evaluation.

QAP 58 Results by Laboratory**Lab:** BP Battelle Pacific Northwest National Laboratory

No. Test	Radionuclide	Reported Value	Reported Error	EML Value	EML Error	Reported EML	Evaluation	QAP 56 Evaluation
Matrix: WA Water Bq/L								
2	SR90	4.000	0.200	4.340	0.200	0.922	A	
1	SR90	4.100	0.200	4.340	0.200	0.945	A	

Values for elemental uranium are reported in $\mu\text{g}/\text{filter}$, g, or mL. pCi/g or $\text{mL}=\text{Bq} \times 0.027$

Evaluation: A=Acceptable, W=Acceptable with Warning, N=Not Acceptable

If the evaluation system is not appropriate for the types of analyses performed in your lab, apply a site specific evaluation.

QAP 58 Results by Laboratory**Lab:** BQ Becquerel Laboratories Inc., Mississauga, Ontario, Canada

No. Test	Radionuclide	Reported Value	Reported Error	EML Value	EML Error	Reported EML	Evaluation	QAP 56 Evaluation
Matrix: AI Air Filter Bq / filter								
1	CO60	35.000	3.000	33.500	0.870	1.045	A	A
1	CS137	100.000	9.000	99.700	2.300	1.003	A	W
1	Gross Alpha	1.200	0.200	1.170	0.120	1.026	A	A
1	Gross Beta	1.700	0.200	1.500	0.150	1.133	A	A
1	MN54	36.000	4.000	43.800	1.130	0.822	W	A
1	ug/g U	27.000	4.000	19.700	0.760	1.371	W	
Matrix: SO Soil Bq / kg								
1	AC228	56.000	17.000	57.600	2.500	0.972	A	N
1	BI212	65.000	40.000	60.600	4.000	1.073	A	A
1	BI214	51.000	11.000	67.000	2.300	0.761	N	N
1	CS137	1480.000	130.000	1450.000	73.000	1.021	A	A
1	K40	710.000	150.000	636.000	33.000	1.116	A	A
1	PB212	57.000	7.000	57.900	2.900	0.984	A	A
1	PB214	51.000	15.000	71.100	2.300	0.717	N	N
1	TH234	125.000	41.000	127.000	7.100	0.984	A	A
1	ug/g U	10.000	0.900	10.100	0.300	0.990	A	
Matrix: VE Vegetation Bq / kg								
1	CS137	510.000	50.000	444.000	22.000	1.149	A	A
1	K40	920.000	400.000	1120.000	60.000	0.821	W	W
Matrix: WA Water Bq / L								
1	CO60	217.000	40.000	234.000	8.400	0.927	A	A
1	CS134	27.000	3.000	30.500	1.090	0.885	W	A
1	CS137	57.000	5.000	63.800	3.400	0.893	W	A
1	Gross Alpha	523.000	180.000	377.500	10.000	1.385	N	N
1	Gross Beta	590.000	190.000	627.500	10.000	0.940	A	A
1	H3	427.000	72.000	390.000	3.400	1.095	A	N
1	SR90	5.900	0.700	4.340	0.200	1.359	N	A
1	ug/g U	0.210	0.030	0.170	0.020	1.235	W	

Values for elemental uranium are reported in µg/filter, g, or mL. pCi/g or mL=Bq x 0.027
Evaluation: A=Acceptable, W=Acceptable with Warning, N=Not Acceptable

If the evaluation system is not appropriate for the types of analyses performed in your lab, apply a site specific evaluation.

QAP 58 Results by Laboratory**Lab:** BU Autoridad Regulatoria, Buenos Aires, Argentina

No. Test	Radionuclide	Reported Value	Reported Error	EML Value	EML Error	Reported EML	Evaluation	QAP 56 Evaluation
Matrix: AI Air Filter Bq / filter								
1	AM241	0.282	0.020	0.340	0.040	0.829	W	A
1	Bq U	0.465	0.020	0.500	0.010	0.930	A	N
1	CO60	33.800	1.800	33.500	0.870	1.009	A	A
1	CS137	101.000	5.000	99.700	2.300	1.013	A	A
1	MN54	44.600	2.200	43.800	1.130	1.018	A	A
1	PU238	0.532	0.030	0.520	0.010	1.023	A	
1	PU239	0.328	0.020	0.330	0.010	0.994	A	N
1	U234	0.224	0.013	0.240	0.003	0.933	A	N
1	U238	0.222	0.013	0.240	0.010	0.925	A	N

Matrix: SO Soil Bq / kg

1	AC228	57.000	6.000	57.600	2.500	0.990	A	A
1	AM241	13.040	0.700	15.600	1.000	0.836	W	W
1	BI212	60.000	6.000	60.600	4.000	0.990	A	A
1	BI214	59.000	6.000	67.000	2.300	0.881	A	A
1	Bq U	247.100	15.000	249.000	0.300	0.992	A	W
1	CS137	1460.000	70.000	1450.000	73.000	1.007	A	A
1	K40	640.000	40.000	636.000	33.000	1.006	A	A
1	PB212	57.000	6.000	57.900	2.900	0.984	A	A
1	PB214	58.000	6.000	71.100	2.300	0.816	W	A
1	PU238	23.820	1.400	21.900	1.300	1.088	A	A
1	PU239	23.460	1.400	23.400	1.100	1.003	A	A
1	SR90	53.990	6.000	64.400	3.100	0.838	A	A
1	U234	117.400	7.000	120.000	0.500	0.978	A	N
1	U238	121.700	7.000	125.000	0.300	0.974	A	N

Matrix: VE Vegetation Bq / kg

1	AM241	2.928	0.200	3.510	0.130	0.834	W	A
1	CM244	1.551	0.090	2.010	0.100	0.772	W	A
1	CO60	12.300	0.800	12.100	0.700	1.017	A	A
1	CS137	450.000	35.000	444.000	22.000	1.014	A	A
1	K40	1110.000	80.000	1120.000	60.000	0.991	A	A
1	PU239	4.409	0.200	5.170	0.520	0.853	A	A
1	SR90	631.450	31.000	650.000	27.000	0.971	A	A

Matrix: WA Water Bq / L

1	AM241	2.069	0.120	2.130	0.150	0.971	A	A
1	Bq U	4.499	0.230	4.290	0.390	1.049	A	A
1	CO60	232.000	11.000	234.000	8.400	0.991	A	A
1	CS134	30.000	1.500	30.500	1.090	0.984	A	A
1	CS137	62.000	3.000	63.800	3.400	0.972	A	A
1	H3	396.600	7.900	390.000	3.400	1.017	A	A
1	PU238	3.704	0.190	3.330	0.300	1.112	W	A

Values for elemental uranium are reported in µg/filter, g, or mL. pCi/g or mL=Bq x 0.027**Evaluation:** A=Acceptable, W=Acceptable with Warning, N=Not Acceptable

If the evaluation system is not appropriate for the types of analyses performed in your lab, apply a site specific evaluation.

QAP 58 Results by Laboratory**Lab:** BU Autoridad Regulatoria, Buenos Aires, Argentina

No. Test	Radionuclide	Reported Value	Reported Error	EML Value	EML Error	Reported EML	Evaluation	QAP 56 Evaluation
Matrix: WA Water Bq/L								
1	PU239	4.146	0.210	3.920	0.300	1.058	A	A
1	U234	2.192	0.110	2.050	0.190	1.069	A	A
1	U238	2.174	0.110	2.160	0.210	1.006	A	A

Values for elemental uranium are reported in $\mu\text{g}/\text{filter}$, g, or mL. pCi/g or mL=Bq x 0.027

Evaluation: A=Acceptable, W=Acceptable with Warning, N=Not Acceptable

If the evaluation system is not appropriate for the types of analyses performed in your lab, apply a site specific evaluation.

QAP 58 Results by Laboratory**Lab:** BX BWX Technologies, Inc., Lynchburg, VA

No. Test	Radionuclide	Reported Value	Reported Error	EML Value	EML Error	Reported EML	Evaluation	QAP 56 Evaluation
Matrix: AI Air Filter Bq / filter								
1	AM241	0.321	0.032	0.340	0.040	0.944	A	A
1	CO60	34.200	1.100	33.500	0.870	1.021	A	W
1	CS137	104.000	3.000	99.700	2.300	1.043	A	W
1	Gross Alpha	0.945	0.055	1.170	0.120	0.808	W	A
1	Gross Beta	1.560	0.060	1.500	0.150	1.040	A	A
1	MN54	44.000	7.800	43.800	1.130	1.005	A	N
1	PU238	0.526	0.047	0.520	0.010	1.012	A	A
1	PU239	0.333	0.031	0.330	0.010	1.009	A	A
1	SR90	2.880	0.220	2.800	0.140	1.029	A	A
1	U234	0.285	0.030	0.240	0.003	1.188	A	N
1	U238	0.274	0.028	0.240	0.010	1.142	A	N

Matrix: SO Soil Bq / kg

1	AC228	50.700	6.600	57.600	2.500	0.880	A	A
1	AM241	13.600	2.000	15.600	1.000	0.872	W	N
1	BI212	33.700	6.900	60.600	4.000	0.556	W	W
1	BI214	55.900	6.800	67.000	2.300	0.834	W	A
1	CS137	1440.000	164.000	1450.000	73.000	0.993	A	A
1	K40	636.000	64.000	636.000	33.000	1.000	A	A
1	PB212	61.100	7.300	57.900	2.900	1.055	A	A
1	PB214	63.600	7.600	71.100	2.300	0.895	A	A
1	PU239	22.300	2.000	23.400	1.100	0.953	A	N
1	SR90	54.000	4.100	64.400	3.100	0.839	A	N
1	TH234	120.000	14.000	127.000	7.100	0.945	A	A
1	U234	119.000	11.000	120.000	0.500	0.992	A	N
1	U238	128.000	11.000	125.000	0.300	1.024	A	N

Matrix: VE Vegetation Bq / kg

1	AM241	3.870	0.620	3.510	0.130	1.103	A	A
1	CM244	2.380	0.450	2.010	0.100	1.184	A	A
1	CO60	14.800	2.000	12.100	0.700	1.223	W	A
1	CS137	503.000	52.000	444.000	22.000	1.133	A	W
1	K40	1240.000	124.000	1120.000	60.000	1.107	A	A
1	PU239	4.880	0.690	5.170	0.520	0.944	A	A
1	SR90	544.000	19.000	650.000	27.000	0.837	A	N

Matrix: WA Water Bq / L

1	AM241	2.260	0.200	2.130	0.150	1.061	A	A
1	CO60	232.000	14.000	234.000	8.400	0.991	A	A
1	CS134	28.700	3.000	30.500	1.090	0.941	A	A
1	CS137	65.900	6.100	63.800	3.400	1.033	A	A
1	Gross Alpha	335.000	23.000	377.500	10.000	0.887	A	A
1	Gross Beta	612.000	24.000	627.500	10.000	0.975	A	A

Values for elemental uranium are reported in µg/filter, g, or mL. pCi/g or mL=Bq x 0.027**Evaluation:** A=Acceptable, W=Acceptable with Warning, N=Not Acceptable

If the evaluation system is not appropriate for the types of analyses performed in your lab, apply a site specific evaluation.

QAP 58 Results by Laboratory**Lab:** BX BWX Technologies, Inc., Lynchburg, VA

No. Test	Radionuclide	Reported Value	Reported Error	EML Value	EML Error	Reported EML	Evaluation	QAP 56 Evaluation
Matrix: WA Water Bq/L								
1	H3	479.000	25.000	390.000	3.400	1.228	A	A
1	PU238	3.620	0.310	3.330	0.300	1.087	A	W
1	PU239	4.260	0.360	3.920	0.300	1.087	A	A
1	SR90	3.640	0.270	4.340	0.200	0.839	W	N
1	U234	2.900	0.260	2.050	0.190	1.415	N	N
1	U238	2.910	0.260	2.160	0.210	1.347	N	N

Values for elemental uranium are reported in $\mu\text{g}/\text{filter}$, g, or mL. pCi/g or mL=Bq x 0.027

Evaluation: A=Acceptable, W=Acceptable with Warning, N=Not Acceptable

If the evaluation system is not appropriate for the types of analyses performed in your lab, apply a site specific evaluation.

QAP 58 Results by Laboratory**Lab:** CA Canadian Nuclear Safety Commission, Ottawa, Canada

No. Test	Radionuclide	Reported Value	Reported Error	EML Value	EML Error	Reported EML	Evaluation	QAP 56 Evaluation
Matrix: AI Air Filter Bq / filter								
2	CO60	36.000	1.500	33.500	0.870	1.075	A	A
1	CO60	35.800	1.600	33.500	0.870	1.069	A	A
1	CS137	112.000	3.000	99.700	2.300	1.123	A	A
2	CS137	112.000	3.000	99.700	2.300	1.123	A	A
1	Gross Alpha	0.950	0.020	1.170	0.120	0.812	W	W
1	Gross Beta	1.680	0.100	1.500	0.150	1.120	A	A
1	MN54	47.100	1.500	43.800	1.130	1.075	A	A
2	MN54	47.600	1.600	43.800	1.130	1.087	A	A

Matrix: SO Soil Bq / kg

1	CS137	1110.000	110.000	1450.000	73.000	0.766	N	
1	K40	778.000	78.000	636.000	33.000	1.223	W	
3	ug/g U	11.500	1.200	10.100	0.300	1.139	W	
2	ug/g U	12.900	1.300	10.100	0.300	1.277	N	
1	ug/g U	12.100	1.200	10.100	0.300	1.198	W	

Matrix: WA Water Bq / L

2	CO60	226.000	23.000	234.000	8.400	0.966	A	A
1	CO60	228.000	23.000	234.000	8.400	0.974	A	A
2	CS134	27.800	2.800	30.500	1.090	0.911	A	A
1	CS134	26.000	2.600	30.500	1.090	0.852	W	A
2	CS137	60.300	6.000	63.800	3.400	0.945	A	A
1	CS137	64.000	6.400	63.800	3.400	1.003	A	A
1	Gross Alpha	280.000	30.000	377.500	10.000	0.742	W	A
2	Gross Alpha	285.000	30.000	377.500	10.000	0.755	W	A
2	Gross Beta	825.000	83.000	627.500	10.000	1.315	W	A
1	Gross Beta	800.000	80.000	627.500	10.000	1.275	A	A
3	H3	401.000	40.000	390.000	3.400	1.028	A	A
2	H3	406.000	41.000	390.000	3.400	1.041	A	A
1	H3	371.000	37.000	390.000	3.400	0.951	A	A
1	ug/g U	0.171	0.012	0.170	0.020	1.006	A	

Values for elemental uranium are reported in µg/filter, g, or mL. pCi/g or mL=Bq x 0.027**Evaluation:** A=Acceptable, W=Acceptable with Warning, N=Not Acceptable

If the evaluation system is not appropriate for the types of analyses performed in your lab, apply a site specific evaluation.

QAP 58 Results by Laboratory**Lab:** CB Radiation Protection Bureau, Ontario, Canada

No. Test	Radionuclide	Reported Value	Reported Error	EML Value	EML Error	Reported EML	Evaluation	QAP 56 Evaluation
Matrix: AI Air Filter Bq / filter								
1	AM241	0.336	0.066	0.340	0.040	0.988	A	A
1	CO60	36.300	0.800	33.500	0.870	1.084	A	W
1	CS137	114.400	3.700	99.700	2.300	1.147	A	W
1	MN54	50.400	1.600	43.800	1.130	1.151	A	W
Matrix: WA Water Bq / L								
1	AM241	2.360	0.720	2.130	0.150	1.108	A	A
1	CO60	231.300	8.900	234.000	8.400	0.988	A	A
1	CS134	27.600	1.000	30.500	1.090	0.905	A	A
1	CS137	64.000	4.000	63.800	3.400	1.003	A	A
1	H3	417.000	17.000	390.000	3.400	1.069	A	A
2	H3	408.000	16.000	390.000	3.400	1.046	A	A
1	SR90	3.860	0.160	4.340	0.200	0.889	A	A
2	SR90	3.840	0.160	4.340	0.200	0.885	A	A
1	ug/g U	0.183	0.018	0.170	0.020	1.076	A	
2	ug/g U	0.184	0.018	0.170	0.020	1.082	A	
3	ug/g U	0.183	0.018	0.170	0.020	1.076	A	

Values for elemental uranium are reported in µg/filter, g, or mL. pCi/g or mL=Bq x 0.027

Evaluation: A=Acceptable, W=Acceptable with Warning, N=Not Acceptable

If the evaluation system is not appropriate for the types of analyses performed in your lab, apply a site specific evaluation.

QAP 58 Results by Laboratory**Lab:** CD Centrale nucleaire Gentilly-2

No. Test	Radionuclide	Reported Value	Reported Error	EML Value	EML Error	Reported EML	Evaluation	QAP 56 Evaluation
Matrix: AI Air Filter Bq / filter								
1	CO60	35.000	1.000	33.500	0.870	1.045	A	A
1	CS137	102.000	5.000	99.700	2.300	1.023	A	A
1	Gross Beta	1.700	0.200	1.500	0.150	1.133	A	A
1	MN54	50.000	2.000	43.800	1.130	1.142	A	A
Matrix: SO Soil Bq / kg								
1	AC228	60.000	5.000	57.600	2.500	1.042	A	A
1	BI212	70.000	10.000	60.600	4.000	1.155	A	W
1	BI214	65.000	5.000	67.000	2.300	0.970	A	A
1	CS137	1615.000	50.000	1450.000	73.000	1.114	A	A
1	K40	750.000	25.000	636.000	33.000	1.179	A	A
1	PB212	65.000	5.000	57.900	2.900	1.123	A	A
1	PB214	65.000	5.000	71.100	2.300	0.914	A	A
Matrix: VE Vegetation Bq / kg								
1	CO60	15.000	2.000	12.100	0.700	1.240	W	A
1	CS137	550.000	20.000	444.000	22.000	1.239	W	A
1	K40	1385.000	50.000	1120.000	60.000	1.237	W	A
Matrix: WA Water Bq / L								
1	CO60	225.000	5.000	234.000	8.400	0.962	A	A
1	CS134	29.000	1.000	30.500	1.090	0.951	A	A
1	CS137	63.000	2.000	63.800	3.400	0.987	A	A
1	Gross Beta	600.000	60.000	627.500	10.000	0.956	A	A
1	H3	397.000	17.000	390.000	3.400	1.018	A	A

Values for elemental uranium are reported in µg/filter, g, or mL. pCi/g or mL=Bq x 0.027

Evaluation: A=Acceptable, W=Acceptable with Warning, N=Not Acceptable

If the evaluation system is not appropriate for the types of analyses performed in your lab, apply a site specific evaluation.

QAP 58 Results by Laboratory**Lab:** CE Environmental Monitoring Laboratory, New Brunswick, Canada

No. Test	Radionuclide	Reported Value	Reported Error	EML Value	EML Error	Reported EML	Evaluation	QAP 56 Evaluation
Matrix: AI Air Filter Bq / filter								
1	CO60	32.300	1.380	33.500	0.870	0.964	A	A
1	CS137	100.000	5.750	99.700	2.300	1.003	A	A
1	Gross Alpha	1.160	0.050	1.170	0.120	0.991	A	A
1	Gross Beta	1.610	0.059	1.500	0.150	1.073	A	A
1	MN54	47.200	2.760	43.800	1.130	1.078	A	A
1	SR90	2.280	0.056	2.800	0.140	0.814	A	A

Matrix: SO Soil Bq / kg

1	CS137	1350.000	78.600	1450.000	73.000	0.931	A	A
1	K40	640.000	52.700	636.000	33.000	1.006	A	A

Matrix: VE Vegetation Bq / kg

1	CO60	17.500	2.710	12.100	0.700	1.446	N	A
1	CS137	539.000	34.100	444.000	22.000	1.214	W	A
1	K40	1470.000	128.000	1120.000	60.000	1.313	W	A

Matrix: WA Water Bq / L

1	CO60	216.000	10.600	234.000	8.400	0.923	A	A
1	CS134	29.200	2.530	30.500	1.090	0.957	A	W
1	CS137	60.000	4.500	63.800	3.400	0.940	A	A
1	Gross Alpha	338.000	27.500	377.500	10.000	0.895	A	A
1	Gross Beta	641.000	39.100	627.500	10.000	1.022	A	A
1	H3	360.000	12.800	390.000	3.400	0.923	A	A
1	SR90	3.930	0.271	4.340	0.200	0.906	A	A

Values for elemental uranium are reported in µg/filter, g, or mL. pCi/g or mL=Bq x 0.027**Evaluation:** A=Acceptable, W=Acceptable with Warning, N=Not Acceptable

If the evaluation system is not appropriate for the types of analyses performed in your lab, apply a site specific evaluation.

QAP 58 Results by Laboratory**Lab:** CF Freshwater Institute Radiochemistry Winnipeg, Manitoba, Canada

No. Test	Radionuclide	Reported Value	Reported Error	EML Value	EML Error	Reported EML	Evaluation	QAP 56 Evaluation
Matrix: SO Soil Bq/kg								
1	CS137	1467.440	4.700	1450.000	73.000	1.012	A	A
3	CS137	1466.440	3.960	1450.000	73.000	1.011	A	A
2	CS137	1453.750	3.050	1450.000	73.000	1.003	A	A
3	PB214	58.300	2.190	71.100	2.300	0.820	W	W
2	PB214	61.120	1.090	71.100	2.300	0.860	W	W
1	PB214	63.860	3.140	71.100	2.300	0.898	A	W
3	U234	119.100	7.100	120.000	0.500	0.993	A	N
1	U234	121.100	7.000	120.000	0.500	1.009	A	N
2	U234	121.000	7.000	120.000	0.500	1.008	A	N
2	U238	134.100	7.700	125.000	0.300	1.073	A	N
1	U238	130.000	7.500	125.000	0.300	1.040	A	N
3	U238	135.000	8.000	125.000	0.300	1.080	A	N

Matrix: VE Vegetation Bq/kg

1	CO60	12.700	2.240	12.100	0.700	1.050	A	A
2	CO60	11.840	1.510	12.100	0.700	0.979	A	A
3	CO60	12.290	0.810	12.100	0.700	1.016	A	A
1	CS137	478.260	5.120	444.000	22.000	1.077	A	A
3	CS137	445.770	2.140	444.000	22.000	1.004	A	A
2	CS137	467.500	3.510	444.000	22.000	1.053	A	A
3	K40	1112.060	9.010	1120.000	60.000	0.993	A	
2	K40	1086.310	13.800	1120.000	60.000	0.970	A	
1	K40	1094.960	20.100	1120.000	60.000	0.978	A	

Matrix: WA Water Bq/L

3	CO60	224.940	1.820	234.000	8.400	0.961	A	A
1	CO60	223.650	1.050	234.000	8.400	0.956	A	A
2	CO60	224.800	1.690	234.000	8.400	0.961	A	A
1	CS134	30.210	0.275	30.500	1.090	0.990	A	A
2	CS134	29.220	0.435	30.500	1.090	0.958	A	A
3	CS134	30.900	0.482	30.500	1.090	1.013	A	A
3	CS137	61.180	0.840	63.800	3.400	0.959	A	A
2	CS137	62.200	0.770	63.800	3.400	0.975	A	A
1	CS137	60.010	0.470	63.800	3.400	0.941	A	A
2	U234	1.780	0.100	2.050	0.190	0.868	W	W
1	U234	1.590	0.090	2.050	0.190	0.776	N	W
3	U234	1.540	0.090	2.050	0.190	0.751	N	W
3	U238	1.590	0.100	2.160	0.210	0.736	N	A
1	U238	1.630	0.090	2.160	0.210	0.755	N	A
2	U238	1.820	0.100	2.160	0.210	0.843	W	A

Values for elemental uranium are reported in µg/filter, g, or mL. pCi/g or mL=Bq x 0.027**Evaluation:** A=Acceptable, W=Acceptable with Warning, N=Not Acceptable

If the evaluation system is not appropriate for the types of analyses performed in your lab, apply a site specific evaluation.

QAP 58 Results by Laboratory**Lab:** CG AECL WL Environmental Monitoring Group, Canada

No. Test	Radionuclide	Reported Value	Reported Error	EML Value	EML Error	Reported EML	Evaluation	QAP 56 Evaluation
Matrix: AI Air Filter Bq / filter								
1	CO60	33.600	1.100	33.500	0.870	1.003	A	A
1	CS137	100.000	3.000	99.700	2.300	1.003	A	A
1	Gross Alpha	1.090	0.070	1.170	0.120	0.932	A	A
1	Gross Beta	1.710	0.040	1.500	0.150	1.140	A	W
1	MN54	46.400	1.100	43.800	1.130	1.059	A	A
Matrix: SO Soil Bq/kg								
1	CS137	1417.000	64.000	1450.000	73.000	0.977	A	A
1	K40	782.000	85.000	636.000	33.000	1.230	W	A
Matrix: VE Vegetation Bq/kg								
1	CO60	14.000	3.000	12.100	0.700	1.157	A	A
1	CS137	504.000	29.000	444.000	22.000	1.135	A	A
1	K40	1252.000	95.000	1120.000	60.000	1.118	A	A
1	SR90	608.000	49.000	650.000	27.000	0.935	A	A
Matrix: WA Water Bq/L								
1	CO60	228.000	2.000	234.000	8.400	0.974	A	A
1	CS134	26.900	0.800	30.500	1.090	0.882	W	A
1	CS137	64.700	1.700	63.800	3.400	1.014	A	A
1	Gross Beta	570.000	83.000	627.500	10.000	0.908	A	A
1	H3	420.000	42.000	390.000	3.400	1.077	A	A
1	ug/g U	0.220	0.030	0.170	0.020	1.294	N	

Values for elemental uranium are reported in µg/filter, g, or mL. pCi/g or mL=Bq x 0.027

Evaluation: A=Acceptable, W=Acceptable with Warning, N=Not Acceptable

If the evaluation system is not appropriate for the types of analyses performed in your lab, apply a site specific evaluation.

QAP 58 Results by Laboratory**Lab:** CH California State Dept. Health Serv., Sanitation & Radiation Laboratory

No. Test	Radionuclide	Reported Value	Reported Error	EML Value	EML Error	Reported EML	Evaluation	QAP 56 Evaluation
Matrix: AI Air Filter Bq / filter								
1	AM241	0.313	0.037	0.340	0.040	0.921	A	A
1	CO60	38.259	0.377	33.500	0.870	1.142	W	A
1	CS137	121.980	0.516	99.700	2.300	1.223	W	A
1	Gross Alpha	1.143	0.032	1.170	0.120	0.977	A	A
1	Gross Beta	1.532	0.032	1.500	0.150	1.021	A	W
1	MN54	53.978	0.385	43.800	1.130	1.232	W	A
1	PU238	0.553	0.042	0.520	0.010	1.063	A	W
1	PU239	0.342	0.029	0.330	0.010	1.036	A	A
1	SR90	2.572	0.186	2.800	0.140	0.919	A	A
1	U234	0.210	0.019	0.240	0.003	0.875	W	A
1	U238	0.215	0.019	0.240	0.010	0.896	W	W
1	ug/g U	19.197	1.920	19.700	0.760	0.974	A	

Matrix: SO Soil Bq / kg

1	AC228	47.400	3.700	57.600	2.500	0.823	W	A
1	AM241	14.630	1.850	15.600	1.000	0.938	A	A
1	BI212	47.600	8.900	60.600	4.000	0.785	A	A
1	BI214	49.900	2.800	67.000	2.300	0.745	N	A
1	CS137	1227.000	5.700	1450.000	73.000	0.846	W	A
1	K40	529.200	17.400	636.000	33.000	0.832	W	A
1	PB212	44.600	1.800	57.900	2.900	0.770	N	A
1	PB214	53.000	3.200	71.100	2.300	0.745	N	A
1	PU238	23.360	1.790	21.900	1.300	1.067	A	A
1	PU239	24.510	1.870	23.400	1.100	1.047	A	A
1	SR90	62.200	10.800	64.400	3.100	0.966	A	A
1	TH234	101.930	34.480	127.000	7.100	0.803	W	A
1	U234	109.450	11.950	120.000	0.500	0.912	A	A
1	U238	112.300	12.230	125.000	0.300	0.898	A	A
1	ug/g U	10.500	1.050	10.100	0.300	1.040	A	

Matrix: VE Vegetation Bq / kg

1	AM241	3.522	0.389	3.510	0.130	1.003	A	A
1	CM244	1.945	0.202	2.010	0.100	0.968	A	A
1	CO60	13.776	2.542	12.100	0.700	1.139	A	A
1	CS137	529.100	7.099	444.000	22.000	1.192	W	A
1	K40	1337.180	52.571	1120.000	60.000	1.194	A	A
1	PU239	4.931	0.507	5.170	0.520	0.954	A	A
1	SR90	548.450	15.090	650.000	27.000	0.844	A	A

Matrix: WA Water Bq / L

1	AM241	2.256	0.266	2.130	0.150	1.059	A	A
1	CO60	236.030	2.750	234.000	8.400	1.009	A	A
1	CS134	32.850	1.210	30.500	1.090	1.077	A	A

Values for elemental uranium are reported in µg/filter, g, or mL. pCi/g or mL=Bq x 0.027**Evaluation:** A=Acceptable, W=Acceptable with Warning, N=Not Acceptable

If the evaluation system is not appropriate for the types of analyses performed in your lab, apply a site specific evaluation.

QAP 58 Results by Laboratory**Lab:** CH California State Dept. Health Serv., Sanitation & Radiation Laboratory

No. Test	Radionuclide	Reported Value	Reported Error	EML Value	EML Error	Reported EML	Evaluation	QAP 56 Evaluation
Matrix: WA Water Bq/L								
1	CS137	66.150	1.510	63.800	3.400	1.037	A	A
1	Gross Alpha	328.760	38.090	377.500	10.000	0.871	A	N
1	Gross Beta	751.910	28.740	627.500	10.000	1.198	A	A
1	H3	402.910	13.340	390.000	3.400	1.033	A	A
1	PU238	3.605	0.288	3.330	0.300	1.083	A	A
1	PU239	4.299	0.336	3.920	0.300	1.097	A	A
1	SR90	3.851	0.723	4.340	0.200	0.887	A	A
1	U234	2.179	0.176	2.050	0.190	1.063	A	A
1	U238	2.194	0.177	2.160	0.210	1.016	A	A
1	ug/g U	0.183	0.018	0.170	0.020	1.076	A	

Values for elemental uranium are reported in µg/filter, g, or mL. pCi/g or mL=Bq x 0.027

Evaluation: A=Acceptable, W=Acceptable with Warning, N=Not Acceptable

If the evaluation system is not appropriate for the types of analyses performed in your lab, apply a site specific evaluation.

QAP 58 Results by Laboratory**Lab:** CM Metropolitan Water Reclamation District of Greater Chicago

No. Test	Radionuclide	Reported Value	Reported Error	EML Value	EML Error	Reported EML	Evaluation	QAP 56 Evaluation
Matrix: SO Soil Bq/kg								
2	AC228	59.100	1.400	57.600	2.500	1.026	A	A
1	AC228	59.100	1.400	57.600	2.500	1.026	A	A
1	BI212	41.900	2.200	60.600	4.000	0.691	A	A
2	BI212	37.100	2.200	60.600	4.000	0.612	A	A
1	BI214	66.000	1.400	67.000	2.300	0.985	A	A
2	BI214	66.800	1.400	67.000	2.300	0.997	A	A
1	CS137	1514.000	31.000	1450.000	73.000	1.044	A	A
2	CS137	1520.000	31.000	1450.000	73.000	1.048	A	A
1	K40	734.000	22.000	636.000	33.000	1.154	A	A
2	K40	722.000	22.000	636.000	33.000	1.135	A	A
2	PB212	61.400	2.400	57.900	2.900	1.060	A	A
1	PB212	61.500	2.400	57.900	2.900	1.062	A	A
2	PB214	74.000	2.000	71.100	2.300	1.041	A	A
1	PB214	77.200	2.000	71.100	2.300	1.086	A	A

Matrix: WA Water Bq/L

1	CO60	242.000	3.600	234.000	8.400	1.034	A	A
2	CO60	240.000	3.500	234.000	8.400	1.026	A	A
1	CS134	28.900	0.400	30.500	1.090	0.948	A	A
2	CS134	28.400	0.400	30.500	1.090	0.931	A	A
2	CS137	63.900	1.400	63.800	3.400	1.002	A	A
1	CS137	65.400	1.400	63.800	3.400	1.025	A	A
2	Gross Alpha	362.000	13.000	377.500	10.000	0.959	A	A
1	Gross Alpha	330.000	13.000	377.500	10.000	0.874	A	A
2	Gross Beta	586.000	11.000	627.500	10.000	0.934	A	A
1	Gross Beta	602.000	11.000	627.500	10.000	0.959	A	A
1	H3	412.000	4.000	390.000	3.400	1.056	A	W
2	H3	416.000	4.000	390.000	3.400	1.067	A	W

Values for elemental uranium are reported in µg/filter, g, or mL. pCi/g or mL=Bq x 0.027
Evaluation: A=Acceptable, W=Acceptable with Warning, N=Not Acceptable

If the evaluation system is not appropriate for the types of analyses performed in your lab, apply a site specific evaluation.

QAP 58 Results by Laboratory**Lab:** CN China Institute for Radiation Protection

No. Test	Radionuclide	Reported Value	Reported Error	EML Value	EML Error	Reported EML	Evaluation	QAP 56 Evaluation
Matrix: AI Air Filter Bq / filter								
1	AM241	0.280	0.010	0.340	0.040	0.824	W	
1	CO60	33.300	1.700	33.500	0.870	0.994	A	A
1	CS137	105.000	5.000	99.700	2.300	1.053	A	A
1	MN54	48.000	2.400	43.800	1.130	1.096	A	A
Matrix: SO Soil Bq / kg								
1	AC228	57.900	3.400	57.600	2.500	1.005	A	A
1	AM241	14.000	0.500	15.600	1.000	0.897	A	
1	BI214	67.500	3.400	67.000	2.300	1.007	A	A
1	CS137	1500.000	43.000	1450.000	73.000	1.034	A	A
1	K40	677.000	32.000	636.000	33.000	1.064	A	A
1	PB212	58.700	3.100	57.900	2.900	1.014	A	W
1	PB214	66.000	3.400	71.100	2.300	0.928	A	A
1	TH234	156.000	6.000	127.000	7.100	1.228	A	
Matrix: VE Vegetation Bq / kg								
1	AM241	3.800	0.200	3.510	0.130	1.083	A	
1	CO60	13.000	0.500	12.100	0.700	1.074	A	A
1	CS137	451.000	13.000	444.000	22.000	1.016	A	A
1	K40	1140.000	50.000	1120.000	60.000	1.018	A	A

Values for elemental uranium are reported in µg/filter, g, or mL. pCi/g or mL=Bq x 0.027

Evaluation: A=Acceptable, W=Acceptable with Warning, N=Not Acceptable

If the evaluation system is not appropriate for the types of analyses performed in your lab, apply a site specific evaluation.

QAP 58 Results by Laboratory**Lab:** CO Bedford Institute of Oceanography, Dartmouth. Nova Scotia, Canada

No. Test	Radionuclide	Reported Value	Reported Error	EML Value	EML Error	Reported EML	Evaluation	QAP 56 Evaluation
Matrix: AI Air Filter Bq / filter								
1	CO60	40.500	0.400	33.500	0.870	1.209	W	
3	CO60	40.400	0.400	33.500	0.870	1.206	W	
2	CO60	40.500	0.400	33.500	0.870	1.209	W	
1	CS137	126.400	0.800	99.700	2.300	1.268	W	
2	CS137	126.700	0.800	99.700	2.300	1.271	W	
3	CS137	1267.000	0.800	99.700	2.300	12.708	N	
2	MN54	54.900	0.400	43.800	1.130	1.253	W	
1	MN54	55.100	0.400	43.800	1.130	1.258	W	
3	MN54	55.000	0.400	43.800	1.130	1.256	W	

Matrix: SO Soil Bq / kg

1	CS137	1428.000	39.000	1450.000	73.000	0.985	A	A
2	CS137	1437.000	39.000	1450.000	73.000	0.991	A	A
3	CS137	1438.000	39.000	1450.000	73.000	0.992	A	A

Matrix: VE Vegetation Bq / kg

3	CO60	12.000	2.000	12.100	0.700	0.992	A	A
1	CO60	11.000	2.000	12.100	0.700	0.909	A	A
2	CO60	13.000	1.000	12.100	0.700	1.074	A	A
3	CS137	452.000	13.000	444.000	22.000	1.018	A	A
2	CS137	459.000	13.000	444.000	22.000	1.034	A	A
1	CS137	459.000	13.000	444.000	22.000	1.034	A	A

Values for elemental uranium are reported in µg/filter, g, or mL. pCi/g or mL=Bq x 0.027**Evaluation:** A=Acceptable, W=Acceptable with Warning, N=Not Acceptable

If the evaluation system is not appropriate for the types of analyses performed in your lab, apply a site specific evaluation.

QAP 58 Results by Laboratory**Lab:** CP CoPhysics Corporation, Monroe, NY

No. Test	Radionuclide	Reported Value	Reported Error	EML Value	EML Error	Reported EML	Evaluation	QAP 56 Evaluation
Matrix: AI Air Filter Bq / filter								
1	Gross Alpha	1.110	0.110	1.170	0.120	0.949	A	A
1	Gross Beta	1.670	0.170	1.500	0.150	1.113	A	A
Matrix: SO Soil Bq / kg								
1	AC228	52.500	4.200	57.600	2.500	0.911	A	A
1	BI212	55.300	5.300	60.600	4.000	0.913	A	A
1	BI214	64.500	5.200	67.000	2.300	0.963	A	A
1	CS137	1460.000	70.000	1450.000	73.000	1.007	A	A
1	K40	637.000	22.000	636.000	33.000	1.002	A	A
1	PB212	52.900	5.500	57.900	2.900	0.914	A	A
1	PB214	65.000	6.500	71.100	2.300	0.914	A	A
Matrix: WA Water Bq / L								
1	CO60	214.000	19.000	234.000	8.400	0.915	A	A
1	CS134	28.200	3.400	30.500	1.090	0.925	A	A
1	CS137	65.600	3.200	63.800	3.400	1.028	A	A
1	Gross Alpha	405.000	39.000	377.500	10.000	1.073	A	A
1	Gross Beta	670.000	67.000	627.500	10.000	1.068	A	A
1	H3	372.000	36.000	390.000	3.400	0.954	A	

Values for elemental uranium are reported in µg/filter, g, or mL. pCi/g or mL=Bq x 0.027

Evaluation: A=Acceptable, W=Acceptable with Warning, N=Not Acceptable

If the evaluation system is not appropriate for the types of analyses performed in your lab, apply a site specific evaluation.

QAP 58 Results by Laboratory**Lab:** CR Atomic Energy of Canada, Chalk River Laboratories, Canada

No. Test	Radionuclide	Reported Value	Reported Error	EML Value	EML Error	Reported EML	Evaluation	QAP 56 Evaluation
Matrix: SO Soil Bq/kg								
1	AC228	76.000	3.000	57.600	2.500	1.319	W	
1	AM241	18.000	1.000	15.600	1.000	1.154	A	A
1	BI214	64.000	3.000	67.000	2.300	0.955	A	
1	CS137	1940.000	27.000	1450.000	73.000	1.338	N	A
1	K40	821.000	34.000	636.000	33.000	1.291	W	A
1	PB212	72.000	2.000	57.900	2.900	1.244	W	A
1	PB214	80.000	3.000	71.100	2.300	1.125	A	A
1	TH234	1330.000	69.000	127.000	7.100	10.472	N	

Matrix: VE Vegetation Bq/kg

1	CO60	17.000	3.000	12.100	0.700	1.405	W	A
1	CS137	607.000	11.000	444.000	22.000	1.367	N	A
1	K40	1520.000	57.000	1120.000	60.000	1.357	W	A

Matrix: WA Water Bq/L

1	AM241	2.200	0.100	2.130	0.150	1.033	A	A
1	CO60	239.000	2.000	234.000	8.400	1.021	A	A
1	CS137	65.500	0.900	63.800	3.400	1.027	A	A
1	Gross Alpha	342.000	4.000	377.500	10.000	0.906	A	
1	Gross Beta	613.000	24.000	627.500	10.000	0.977	A	
1	H3	490.000	9.000	390.000	3.400	1.256	A	N
1	PU238	0.329	0.009	3.330	0.300	0.099	N	W
1	PU239	0.390	0.010	3.920	0.300	0.099	N	A
1	SR90	3.700	0.100	4.340	0.200	0.853	A	A

Values for elemental uranium are reported in µg/filter, g, or mL. pCi/g or mL=Bq x 0.027**Evaluation:** A=Acceptable, W=Acceptable with Warning, N=Not Acceptable

If the evaluation system is not appropriate for the types of analyses performed in your lab, apply a site specific evaluation.

QAP 58 Results by Laboratory**Lab:** CS Rocketdyne Propulsion & Power, Canoga Park, CA

No. Test	Radionuclide	Reported Value	Reported Error	EML Value	EML Error	Reported EML	Evaluation	QAP 56 Evaluation
Matrix: AI Air Filter Bq / filter								
1	CO60	33.500	1.330	33.500	0.870	1.000	A	A
1	CS137	99.540	4.140	99.700	2.300	0.998	A	A
1	MN54	43.010	1.850	43.800	1.130	0.982	A	A
Matrix: SO Soil Bq / kg								
1	AC228	47.250	7.390	57.600	2.500	0.820	W	A
1	BI212	29.520	4.810	60.600	4.000	0.487	N	A
1	BI214	49.590	7.720	67.000	2.300	0.740	N	A
1	CS137	****.***	209.700	1450.000	73.000	9.203	N	A
1	K40	613.400	96.400	636.000	33.000	0.964	A	A
1	PB212	48.490	7.600	57.900	2.900	0.837	W	A
1	PB214	52.550	8.190	71.100	2.300	0.739	N	A
1	TH234	92.800	15.810	127.000	7.100	0.731	W	A
Matrix: VE Vegetation Bq / kg								
1	CO60	13.050	5.430	12.100	0.700	1.079	A	A
1	CS137	454.000	188.400	444.000	22.000	1.023	A	A
1	K40	1175.000	487.900	1120.000	60.000	1.049	A	A
Matrix: WA Water Bq / L								
1	CO60	233.700	17.220	234.000	8.400	0.999	A	A
1	CS134	28.340	2.070	30.500	1.090	0.929	A	A
1	CS137	67.370	5.080	63.800	3.400	1.056	A	W

Values for elemental uranium are reported in µg/filter, g, or mL. pCi/g or mL=Bq x 0.027
Evaluation: A=Acceptable, W=Acceptable with Warning, N=Not Acceptable

If the evaluation system is not appropriate for the types of analyses performed in your lab, apply a site specific evaluation.

QAP 58 Results by Laboratory**Lab:** CU Universite Laval, Quebec Canada

No. Test	Radionuclide	Reported Value	Reported Error	EML Value	EML Error	Reported EML	Evaluation	QAP 56 Evaluation
Matrix: AI Air Filter Bq / filter								
1	CO60	34.000	0.300	33.500	0.870	1.015	A	A
1	CS137	103.000	0.300	99.700	2.300	1.033	A	A
1	Gross Alpha	1.430	0.050	1.170	0.120	1.222	W	A
1	MN54	44.000	0.500	43.800	1.130	1.005	A	A
Matrix: SO Soil Bq / kg								
1	AC228	61.000	5.000	57.600	2.500	1.059	A	A
1	BI212	62.000	4.000	60.600	4.000	1.023	A	A
1	BI214	60.000	3.000	67.000	2.300	0.896	A	A
1	CS137	1486.000	45.000	1450.000	73.000	1.025	A	A
1	K40	683.000	30.000	636.000	33.000	1.074	A	A
1	PB212	62.000	5.000	57.900	2.900	1.071	A	W
1	PB214	64.000	5.000	71.100	2.300	0.900	A	A
Matrix: VE Vegetation Bq / kg								
1	CO60	15.500	1.500	12.100	0.700	1.281	W	W
1	CS137	542.000	25.000	444.000	22.000	1.221	W	A
1	K40	1229.000	50.000	1120.000	60.000	1.097	A	A
Matrix: WA Water Bq / L								
1	CO60	245.000	3.000	234.000	8.400	1.047	A	W
1	CS134	29.500	0.300	30.500	1.090	0.967	A	A
1	CS137	58.500	0.300	63.800	3.400	0.917	A	A
1	H3	402.000	5.000	390.000	3.400	1.031	A	A
1	SR90	4.700	0.300	4.340	0.200	1.083	A	N

Values for elemental uranium are reported in µg/filter, g, or mL. pCi/g or mL=Bq x 0.027
Evaluation: A=Acceptable, W=Acceptable with Warning, N=Not Acceptable

If the evaluation system is not appropriate for the types of analyses performed in your lab, apply a site specific evaluation.

QAP 58 Results by Laboratory**Lab:** CW Carlsbad Environmental Monitoring Research Center, NM

No. Test	Radionuclide	Reported Value	Reported Error	EML Value	EML Error	Reported EML	Evaluation	QAP 56 Evaluation
Matrix: AI Air Filter Bq / filter								
1	AM241	0.303	0.006	0.340	0.040	0.892	A	
1	CO60	33.900	0.440	33.500	0.870	1.012	A	
1	CS137	101.600	1.600	99.700	2.300	1.019	A	
1	MN54	43.010	0.700	43.800	1.130	0.982	A	
1	PU238	0.510	0.009	0.520	0.010	0.981	A	
1	PU239	0.317	0.006	0.330	0.010	0.961	A	
1	U234	0.230	0.005	0.240	0.003	0.958	A	
1	U238	0.235	0.005	0.240	0.010	0.980	A	

Matrix: SO Soil Bq / kg

1	AC228	57.900	2.200	57.600	2.500	1.005	A	A
1	AM241	13.980	0.480	15.600	1.000	0.896	A	
1	BI212	61.400	4.200	60.600	4.000	1.013	A	
1	BI214	69.000	2.400	67.000	2.300	1.030	A	
1	CS137	1495.000	33.000	1450.000	73.000	1.031	A	A
1	K40	614.000	20.000	636.000	33.000	0.965	A	A
1	PB212	61.500	1.800	57.900	2.900	1.062	A	
1	PB214	71.900	1.800	71.100	2.300	1.011	A	
1	PU238	23.000	0.820	21.900	1.300	1.050	A	
1	PU239	22.880	0.820	23.400	1.100	0.978	A	
1	SR90	56.500	1.400	64.400	3.100	0.877	A	
1	U234	118.800	2.900	120.000	0.500	0.990	A	
1	U238	123.800	3.000	125.000	0.300	0.990	A	

Matrix: VE Vegetation Bq / kg

1	CO60	12.980	0.320	12.100	0.700	1.073	A	
1	CS137	471.000	9.000	444.000	22.000	1.061	A	A
1	K40	1150.000	30.000	1120.000	60.000	1.027	A	A

Matrix: WA Water Bq / L

1	AM241	2.200	0.052	2.130	0.150	1.033	A	
1	CO60	230.100	4.200	234.000	8.400	0.983	A	A
1	CS134	28.840	0.820	30.500	1.090	0.946	A	A
1	CS137	62.800	1.900	63.800	3.400	0.984	A	A
1	Gross Alpha	394.000	15.000	377.500	10.000	1.044	A	A
1	Gross Beta	586.000	12.000	627.500	10.000	0.934	A	A
1	PU238	3.618	0.075	3.330	0.300	1.086	A	
1	PU239	4.212	0.088	3.920	0.300	1.074	A	
1	SR90	3.630	0.120	4.340	0.200	0.836	W	
1	U234	2.266	0.050	2.050	0.190	1.105	A	
1	U238	2.254	0.050	2.160	0.210	1.044	A	

Values for elemental uranium are reported in µg/filter, g, or mL. pCi/g or mL=Bq x 0.027**Evaluation:** A=Acceptable, W=Acceptable with Warning, N=Not Acceptable

If the evaluation system is not appropriate for the types of analyses performed in your lab, apply a site specific evaluation.

QAP 58 Results by Laboratory**Lab:** CZ ACZ Laboratories, Inc. Steamboat Springs, CO

No. Test	Radionuclide	Reported Value	Reported Error	EML Value	EML Error	Reported EML	Evaluation	QAP 56 Evaluation
Matrix: WA Water Bq/L								
1	Gross Alpha	356.000	0.320	377.500	10.000	0.943	A	N
1	Gross Beta	722.000	0.330	627.500	10.000	1.151	A	A

Values for elemental uranium are reported in $\mu\text{g}/\text{filter}$, g, or mL. pCi/g or $\text{mL}=\text{Bq} \times 0.027$

Evaluation: A=Acceptable, W=Acceptable with Warning, N=Not Acceptable

If the evaluation system is not appropriate for the types of analyses performed in your lab, apply a site specific evaluation.

QAP 58 Results by Laboratory**Lab:** DH Duke Engineering Services Hanford

No. Test	Radionuclide	Reported Value	Reported Error	EML Value	EML Error	Reported EML	Evaluation	QAP 56 Evaluation
Matrix: AI Air Filter Bq / filter								
1	AM241	0.336	0.043	0.340	0.040	0.988	A	A
1	CO60	39.070	1.730	33.500	0.870	1.166	W	W
1	CS137	120.300	6.160	99.700	2.300	1.207	W	W
1	Gross Alpha	1.200	0.040	1.170	0.120	1.026	A	A
1	Gross Beta	1.560	0.040	1.500	0.150	1.040	A	N
1	MN54	51.280	2.720	43.800	1.130	1.171	A	A

Matrix: SO Soil Bq / kg

1	AM241	15.000	1.200	15.600	1.000	0.962	A	A
1	CS137	1610.000	71.000	1450.000	73.000	1.110	A	A

Matrix: WA Water Bq / L

1	AM241	2.500	0.350	2.130	0.150	1.174	A	
1	CO60	222.900	8.910	234.000	8.400	0.953	A	A
1	CS134	27.520	2.070	30.500	1.090	0.902	A	A
1	CS137	59.200	3.310	63.800	3.400	0.928	A	A
1	Gross Alpha	286.400	7.810	377.500	10.000	0.759	W	N
1	Gross Beta	852.600	12.000	627.500	10.000	1.359	W	A

Values for elemental uranium are reported in µg/filter, g, or mL. pCi/g or mL=Bq x 0.027
Evaluation: A=Acceptable, W=Acceptable with Warning, N=Not Acceptable

If the evaluation system is not appropriate for the types of analyses performed in your lab, apply a site specific evaluation.

QAP 58 Results by Laboratory**Lab:** EC Envirocare of Utah

No. Test	Radionuclide	Reported Value	Reported Error	EML Value	EML Error	Reported EML	Evaluation	QAP 56 Evaluation
Matrix: AI Air Filter Bq / filter								
5	AM241	0.350	0.048	0.340	0.040	1.029	A	W
4	AM241	0.360	0.049	0.340	0.040	1.059	A	W
3	AM241	0.370	0.051	0.340	0.040	1.088	A	W
2	AM241	0.390	0.052	0.340	0.040	1.147	A	W
1	AM241	0.350	0.047	0.340	0.040	1.029	A	W
2	CO60	38.890	1.190	33.500	0.870	1.161	W	W
3	CO60	37.590	1.150	33.500	0.870	1.122	W	W
4	CO60	38.810	1.190	33.500	0.870	1.159	W	W
1	CO60	38.630	1.180	33.500	0.870	1.153	W	W
5	CO60	38.300	1.170	33.500	0.870	1.143	W	W
2	CS137	124.060	5.930	99.700	2.300	1.244	W	W
3	CS137	120.660	5.770	99.700	2.300	1.210	W	W
4	CS137	123.210	5.890	99.700	2.300	1.236	W	W
1	CS137	122.950	5.880	99.700	2.300	1.233	W	W
5	CS137	122.100	5.840	99.700	2.300	1.225	W	W
1	Gross Alpha	1.420	0.100	1.170	0.120	1.214	W	A
2	Gross Alpha	1.280	0.100	1.170	0.120	1.094	A	A
3	Gross Alpha	1.280	0.100	1.170	0.120	1.094	A	A
4	Gross Alpha	1.620	0.200	1.170	0.120	1.385	W	A
5	Gross Alpha	1.010	0.100	1.170	0.120	0.863	A	A
4	Gross Beta	1.850	0.200	1.500	0.150	1.233	W	N
1	Gross Beta	2.130	0.200	1.500	0.150	1.420	N	N
3	Gross Beta	1.990	0.200	1.500	0.150	1.327	W	N
5	Gross Beta	1.990	0.200	1.500	0.150	1.327	W	N
2	Gross Beta	1.710	0.200	1.500	0.150	1.140	A	N
4	MN54	55.240	2.450	43.800	1.130	1.261	W	W
2	MN54	55.240	2.450	43.800	1.130	1.261	W	W
5	MN54	54.540	2.420	43.800	1.130	1.245	W	W
3	MN54	53.870	2.390	43.800	1.130	1.230	W	W
1	MN54	54.910	2.440	43.800	1.130	1.254	W	W

Matrix: SO Soil Bq / kg

5	AC228	62.090	2.190	57.600	2.500	1.078	A	A
2	AC228	60.530	2.170	57.600	2.500	1.051	A	A
3	AC228	62.270	2.190	57.600	2.500	1.081	A	A
4	AC228	59.420	2.180	57.600	2.500	1.032	A	A
1	AC228	62.010	2.240	57.600	2.500	1.077	A	A
2	AM241	19.520	1.750	15.600	1.000	1.251	A	A
5	AM241	20.470	1.780	15.600	1.000	1.312	A	A
3	AM241	18.480	1.680	15.600	1.000	1.185	A	A
1	AM241	19.030	1.730	15.600	1.000	1.220	A	A
4	AM241	17.850	1.640	15.600	1.000	1.144	A	A
5	BI212	53.650	8.540	60.600	4.000	0.885	A	A
4	BI212	62.200	8.310	60.600	4.000	1.026	A	A
3	BI212	58.570	8.650	60.600	4.000	0.967	A	A
2	BI212	64.310	8.280	60.600	4.000	1.061	A	A

Values for elemental uranium are reported in µg/filter, g, or mL. pCi/g or mL=Bq x 0.027**Evaluation:** A=Acceptable, W=Acceptable with Warning, N=Not Acceptable

If the evaluation system is not appropriate for the types of analyses performed in your lab, apply a site specific evaluation.

QAP 58 Results by Laboratory**Lab:** EC Envirocare of Utah

No. Test	Radionuclide	Reported Value	Reported Error	EML Value	EML Error	Reported EML	Evaluation	QAP 56 Evaluation
Matrix: SO Soil Bq/kg								
1	BI212	54.610	8.170	60.600	4.000	0.901	A	A
1	BI214	65.930	2.950	67.000	2.300	0.984	A	W
5	BI214	68.890	3.140	67.000	2.300	1.028	A	W
4	BI214	71.480	3.060	67.000	2.300	1.067	A	W
2	BI214	67.930	2.990	67.000	2.300	1.014	A	W
3	BI214	68.080	2.980	67.000	2.300	1.016	A	W
3	CS137	1654.310	56.800	1450.000	73.000	1.141	A	A
2	CS137	1650.940	56.680	1450.000	73.000	1.139	A	A
1	CS137	1640.580	56.320	1450.000	73.000	1.131	A	A
4	CS137	1639.470	56.280	1450.000	73.000	1.131	A	A
5	CS137	1652.420	56.720	1450.000	73.000	1.140	A	A
5	K40	706.330	37.410	636.000	33.000	1.111	A	A
4	K40	728.530	38.300	636.000	33.000	1.145	A	A
3	K40	695.600	37.000	636.000	33.000	1.094	A	A
2	K40	716.690	37.850	636.000	33.000	1.127	A	A
1	K40	711.140	37.630	636.000	33.000	1.118	A	A
3	PB212	69.930	5.420	57.900	2.900	1.208	W	A
5	PB212	69.340	3.840	57.900	2.900	1.198	W	A
4	PB212	69.010	5.340	57.900	2.900	1.192	W	A
2	PB212	74.000	4.020	57.900	2.900	1.278	W	A
1	PB212	69.970	5.380	57.900	2.900	1.208	W	A
1	PB214	75.990	3.460	71.100	2.300	1.069	A	W
2	PB214	77.260	3.520	71.100	2.300	1.087	A	W
4	PB214	78.880	3.510	71.100	2.300	1.109	A	W
5	PB214	78.070	3.460	71.100	2.300	1.098	A	W
3	PB214	76.150	3.420	71.100	2.300	1.071	A	W
2	TH234	141.010	69.560	127.000	7.100	1.110	A	A
3	TH234	144.520	71.190	127.000	7.100	1.138	A	A
4	TH234	150.480	73.920	127.000	7.100	1.185	A	A
5	TH234	151.700	74.520	127.000	7.100	1.194	A	A
1	TH234	159.730	78.290	127.000	7.100	1.258	A	A

Matrix: WA Water Bq/L

1	AM241	2.230	0.371	2.130	0.150	1.047	A	A
2	AM241	2.180	0.366	2.130	0.150	1.023	A	A
3	AM241	2.610	0.403	2.130	0.150	1.225	W	A
5	AM241	2.550	0.389	2.130	0.150	1.197	W	A
4	AM241	2.460	0.379	2.130	0.150	1.155	A	A
4	CO60	244.680	6.612	234.000	8.400	1.046	A	A
1	CO60	245.530	6.634	234.000	8.400	1.049	A	A
2	CO60	243.350	6.579	234.000	8.400	1.040	A	A
3	CO60	243.720	6.589	234.000	8.400	1.042	A	A
5	CO60	242.790	6.564	234.000	8.400	1.038	A	A
1	CS134	30.900	1.188	30.500	1.090	1.013	A	A
2	CS134	29.710	1.166	30.500	1.090	0.974	A	A
3	CS134	28.800	1.169	30.500	1.090	0.944	A	A

Values for elemental uranium are reported in µg/filter, g, or mL. pCi/g or mL=Bq x 0.027**Evaluation:** A=Acceptable, W=Acceptable with Warning, N=Not Acceptable

If the evaluation system is not appropriate for the types of analyses performed in your lab, apply a site specific evaluation.

QAP 58 Results by Laboratory**Lab:** EC Envirocare of Utah

No. Test	Radionuclide	Reported Value	Reported Error	EML Value	EML Error	Reported EML	Evaluation	QAP 56 Evaluation
Matrix: WA Water Bq/L								
4	CS134	30.380	1.214	30.500	1.090	0.996	A	A
5	CS134	29.230	1.159	30.500	1.090	0.958	A	A
4	CS137	64.080	2.506	63.800	3.400	1.004	A	A
5	CS137	63.420	2.483	63.800	3.400	0.994	A	A
3	CS137	62.860	2.466	63.800	3.400	0.985	A	A
2	CS137	63.120	2.472	63.800	3.400	0.989	A	A
1	CS137	62.970	2.469	63.800	3.400	0.987	A	A

Values for elemental uranium are reported in $\mu\text{g}/\text{filter}$, g, or mL. pCi/g or mL=Bq x 0.027

Evaluation: A=Acceptable, W=Acceptable with Warning, N=Not Acceptable

If the evaluation system is not appropriate for the types of analyses performed in your lab, apply a site specific evaluation.

QAP 58 Results by Laboratory**Lab:** EG INEEL TRA Radioanalytical Laboratory, Scoville

No. Test	Radionuclide	Reported Value	Reported Error	EML Value	EML Error	Reported EML	Evaluation	QAP 56 Evaluation
Matrix: AI Air Filter Bq / filter								
1	AM241	0.282	0.017	0.340	0.040	0.829	W	A
1	CO60	38.000	1.000	33.500	0.870	1.134	W	A
1	CS137	118.000	7.000	99.700	2.300	1.184	W	A
1	MN54	53.000	1.000	43.800	1.130	1.210	W	A
1	PU238	0.536	0.027	0.520	0.010	1.031	A	W
1	PU239	0.345	0.018	0.330	0.010	1.045	A	A
1	U234	0.221	0.014	0.240	0.003	0.921	A	A
1	U238	0.224	0.014	0.240	0.010	0.933	A	A

Matrix: SO Soil Bq / kg

1	AC228	68.000	7.000	57.600	2.500	1.181	A	W
1	BI212	99.000	9.000	60.600	4.000	1.634	N	A
1	BI214	77.000	5.000	67.000	2.300	1.149	A	A
1	CS137	1672.000	11.000	1450.000	73.000	1.153	A	A
1	K40	688.000	48.000	636.000	33.000	1.082	A	A
1	PB212	81.000	5.000	57.900	2.900	1.399	N	A
1	PB214	83.000	5.000	71.100	2.300	1.167	A	A
1	TH234	224.000	21.000	127.000	7.100	1.764	W	A

Matrix: VE Vegetation Bq / kg

1	CO60	10.500	3.000	12.100	0.700	0.868	W	W
1	CS137	435.000	8.000	444.000	22.000	0.980	A	A
1	K40	1160.000	80.000	1120.000	60.000	1.036	A	A

Matrix: WA Water Bq / L

1	AM241	2.260	0.120	2.130	0.150	1.061	A	A
1	CO60	240.000	30.000	234.000	8.400	1.026	A	A
1	CS134	30.000	1.000	30.500	1.090	0.984	A	A
1	CS137	64.000	2.000	63.800	3.400	1.003	A	A
1	Gross Alpha	247.000	20.000	377.500	10.000	0.654	W	A
1	Gross Beta	784.000	55.000	627.500	10.000	1.249	A	A
1	PU238	3.870	0.200	3.330	0.300	1.162	W	W
1	PU239	4.570	0.230	3.920	0.300	1.166	W	W
1	U234	2.050	0.110	2.050	0.190	1.000	A	A
1	U238	2.040	0.150	2.160	0.210	0.944	A	A

Values for elemental uranium are reported in µg/filter, g, or mL. pCi/g or mL=Bq x 0.027**Evaluation:** A=Acceptable, W=Acceptable with Warning, N=Not Acceptable

If the evaluation system is not appropriate for the types of analyses performed in your lab, apply a site specific evaluation.

QAP 58 Results by Laboratory**Lab:** EI Eichrom Technologies, IL

No. Test	Radionuclide	Reported Value	Reported Error	EML Value	EML Error	Reported EML	Evaluation	QAP 56 Evaluation
Matrix: SO Soil Bq/kg								
1	AM241	15.370	1.740	15.600	1.000	0.985	A	
1	PU238	26.880	2.810	21.900	1.300	1.227	A	
1	PU239	26.140	2.870	23.400	1.100	1.117	A	
1	U234	137.910	8.340	120.000	0.500	1.149	W	
1	U238	126.610	7.570	125.000	0.300	1.013	A	

Values for elemental uranium are reported in $\mu\text{g}/\text{filter}$, g, or mL. pCi/g or mL=Bq x 0.027

Evaluation: A=Acceptable, W=Acceptable with Warning, N=Not Acceptable

If the evaluation system is not appropriate for the types of analyses performed in your lab, apply a site specific evaluation.

QAP 58 Results by Laboratory**Lab:** EP US EPA, Las Vegas

No. Test	Radionuclide	Reported Value	Reported Error	EML Value	EML Error	Reported EML	Evaluation	QAP 56 Evaluation
Matrix: AI Air Filter Bq / filter								
1	CO60	34.690	1.730	33.500	0.870	1.036	A	A
1	CS137	105.160	5.910	99.700	2.300	1.055	A	A
1	MN54	45.750	2.480	43.800	1.130	1.045	A	A
1	PU238	0.516	0.079	0.520	0.010	0.992	A	A
1	PU239	0.332	0.051	0.330	0.010	1.006	A	A
Matrix: SO Soil Bq/kg								
1	PU238	22.900	3.640	21.900	1.300	1.046	A	A
1	PU239	24.900	3.910	23.400	1.100	1.064	A	A
Matrix: WA Water Bq/L								
1	CO60	233.750	11.520	234.000	8.400	0.999	A	A
1	CS134	26.850	1.610	30.500	1.090	0.880	W	A
1	CS137	63.260	3.660	63.800	3.400	0.992	A	A
1	H3	387.620	9.900	390.000	3.400	0.994	A	A
1	PU238	3.690	0.581	3.330	0.300	1.108	W	A
1	PU239	4.320	0.679	3.920	0.300	1.102	W	A

Values for elemental uranium are reported in µg/filter, g, or mL. pCi/g or mL=Bq x 0.027

Evaluation: A=Acceptable, W=Acceptable with Warning, N=Not Acceptable

If the evaluation system is not appropriate for the types of analyses performed in your lab, apply a site specific evaluation.

QAP 58 Results by Laboratory**Lab:** FC IRSN/SSEI site du Vesinet, France

No. Test	Radionuclide	Reported Value	Reported Error	EML Value	EML Error	Reported EML	Evaluation	QAP 56 Evaluation
Matrix: AI Air Filter Bq / filter								
1	AM241	0.241	0.024	0.340	0.040	0.709	W	
1	CO60	33.700	1.600	33.500	0.870	1.006	A	
1	CS137	100.500	4.500	99.700	2.300	1.008	A	
1	Gross Alpha	1.145	0.060	1.170	0.120	0.979	A	
1	Gross Beta	1.520	0.150	1.500	0.150	1.013	A	
1	MN54	42.400	1.900	43.800	1.130	0.968	A	
1	PU238	0.459	0.037	0.520	0.010	0.883	A	
1	PU239	0.285	0.023	0.330	0.010	0.864	W	
1	SR90	2.950	0.200	2.800	0.140	1.054	A	
1	U234	0.214	0.020	0.240	0.003	0.892	W	
1	U238	0.209	0.019	0.240	0.010	0.871	W	

Values for elemental uranium are reported in µg/filter, g, or mL. pCi/g or mL=Bq x 0.027

Evaluation: A=Acceptable, W=Acceptable with Warning, N=Not Acceptable

If the evaluation system is not appropriate for the types of analyses performed in your lab, apply a site specific evaluation.

QAP 58 Results by Laboratory**Lab:** FE Fernald WPRAP Field Office, Ohio

No. Test	Radionuclide	Reported Value	Reported Error	EML Value	EML Error	Reported EML	Evaluation	QAP 56 Evaluation
Matrix: AI Air Filter Bq / filter								
1	U234	0.244	0.023	0.240	0.003	1.018	A	A
1	U238	0.234	0.013	0.240	0.010	0.975	A	A
Matrix: SO Soil Bq / kg								
1	AC228	60.495	3.843	57.600	2.500	1.050	A	W
1	BI214	58.090	7.209	67.000	2.300	0.867	W	A
1	CS137	1500.350	30.932	1450.000	73.000	1.035	A	A
1	K40	624.067	12.306	636.000	33.000	0.981	A	A
1	PB212	53.527	3.248	57.900	2.900	0.924	A	A
1	PB214	55.007	5.658	71.100	2.300	0.774	W	A
1	TH234	139.675	10.467	127.000	7.100	1.100	A	A
Matrix: WA Water Bq / L								
1	CO60	220.434	4.555	234.000	8.400	0.942	A	A
1	CS134	28.262	0.639	30.500	1.090	0.927	A	A
1	CS137	61.963	1.212	63.800	3.400	0.971	A	A
1	U234	2.216	0.096	2.050	0.190	1.081	A	A
1	U238	2.204	0.064	2.160	0.210	1.020	A	A

Values for elemental uranium are reported in µg/filter, g, or mL. pCi/g or mL=Bq x 0.027

Evaluation: A=Acceptable, W=Acceptable with Warning, N=Not Acceptable

If the evaluation system is not appropriate for the types of analyses performed in your lab, apply a site specific evaluation.

QAP 58 Results by Laboratory**Lab:** FG FGL Environmental, Santa Paula, CA

No. Test	Radionuclide	Reported Value	Reported Error	EML Value	EML Error	Reported EML	Evaluation	QAP 56 Evaluation
Matrix: SO Soil Bq/kg								
1	CS137	1350.000	200.000	1450.000	73.000	0.931	A	A
Matrix: WA Water Bq/L								
1	Bq U	4.930	0.100	4.290	0.390	1.149	A	A
1	CO60	219.000	15.000	234.000	8.400	0.936	A	A
1	CS134	28.000	2.700	30.500	1.090	0.918	A	A
1	CS137	62.000	5.000	63.800	3.400	0.972	A	A
1	Gross Alpha	346.000	14.000	377.500	10.000	0.917	A	W
1	Gross Beta	526.000	22.000	627.500	10.000	0.838	A	W
1	H3	395.000	5.600	390.000	3.400	1.013	A	A
1	U234	2.390	0.100	2.050	0.190	1.166	A	A
1	U238	2.540	0.100	2.160	0.210	1.176	W	A

Values for elemental uranium are reported in µg/filter, g, or mL. pCi/g or mL=Bq x 0.027

Evaluation: A=Acceptable, W=Acceptable with Warning, N=Not Acceptable

If the evaluation system is not appropriate for the types of analyses performed in your lab, apply a site specific evaluation.

QAP 58 Results by Laboratory**Lab:** FL Florida Dept of Health & Rehab. Serv., Orlando

No. Test	Radionuclide	Reported Value	Reported Error	EML Value	EML Error	Reported EML	Evaluation	QAP 56 Evaluation
Matrix: AI Air Filter Bq / filter								
1	AM241	0.350	0.030	0.340	0.040	1.029	A	A
1	CO60	34.530	0.150	33.500	0.870	1.031	A	A
1	CS137	109.350	0.200	99.700	2.300	1.097	A	A
1	Gross Alpha	0.810	0.030	1.170	0.120	0.692	N	
1	Gross Beta	1.660	0.040	1.500	0.150	1.107	A	
1	MN54	48.380	0.180	43.800	1.130	1.105	A	A
Matrix: SO Soil Bq / kg								
1	AC228	57.000	1.000	57.600	2.500	0.990	A	A
1	AM241	13.100	0.800	15.600	1.000	0.840	W	A
1	BI212	62.600	4.400	60.600	4.000	1.033	A	A
1	BI214	59.000	1.000	67.000	2.300	0.881	A	A
1	CS137	1491.000	3.000	1450.000	73.000	1.028	A	A
1	K40	661.000	8.000	636.000	33.000	1.039	A	A
1	PB212	61.200	1.000	57.900	2.900	1.057	A	A
1	PB214	66.000	1.000	71.100	2.300	0.928	A	A
1	TH234	124.400	5.200	127.000	7.100	0.980	A	A
1	U238	120.000	7.000	125.000	0.300	0.960	A	
Matrix: VE Vegetation Bq / kg								
1	AM241	4.900	0.700	3.510	0.130	1.396	A	A
1	CO60	13.500	0.600	12.100	0.700	1.116	A	A
1	CS137	497.000	2.000	444.000	22.000	1.119	A	A
1	K40	1254.000	20.000	1120.000	60.000	1.120	A	A
Matrix: WA Water Bq / L								
1	AM241	3.000	0.580	2.130	0.150	1.408	W	A
1	CO60	233.400	0.580	234.000	8.400	0.997	A	A
1	CS134	28.200	0.240	30.500	1.090	0.925	A	A
1	CS137	64.260	0.480	63.800	3.400	1.007	A	A
1	Gross Alpha	372.770	10.220	377.500	10.000	0.987	A	A
1	Gross Beta	750.840	8.410	627.500	10.000	1.197	A	A
1	H3	421.310	6.100	390.000	3.400	1.080	A	A
1	SR90	3.710	0.200	4.340	0.200	0.855	A	A

Values for elemental uranium are reported in µg/filter, g, or mL. pCi/g or mL=Bq x 0.027
Evaluation: A=Acceptable, W=Acceptable with Warning, N=Not Acceptable

If the evaluation system is not appropriate for the types of analyses performed in your lab, apply a site specific evaluation.

QAP 58 Results by Laboratory**Lab:** FM Florida Mobile Emergency Radiological Laboratory, Orlando

No. Test	Radionuclide	Reported Value	Reported Error	EML Value	EML Error	Reported EML	Evaluation	QAP 56 Evaluation
Matrix: AI Air Filter Bq / filter								
1	AM241	0.290	0.060	0.340	0.040	0.853	W	A
1	CO60	36.000	0.600	33.500	0.870	1.075	A	A
1	CS137	114.000	2.000	99.700	2.300	1.143	A	A
1	MN54	50.000	1.000	43.800	1.130	1.142	A	A
Matrix: WA Water Bq / L								
1	AM241	1.500	0.500	2.130	0.150	0.704	N	W
1	CO60	234.000	4.000	234.000	8.400	1.000	A	A
1	CS134	27.800	0.500	30.500	1.090	0.911	A	A
1	CS137	64.000	1.000	63.800	3.400	1.003	A	A

Values for elemental uranium are reported in $\mu\text{g}/\text{filter}$, g, or mL. pCi/g or $\text{mL}=\text{Bq} \times 0.027$

Evaluation: A=Acceptable, W=Acceptable with Warning, N=Not Acceptable

If the evaluation system is not appropriate for the types of analyses performed in your lab, apply a site specific evaluation.

QAP 58 Results by Laboratory**Lab:** FN Fermi Lab, Batavia, IL

No. Test	Radionuclide	Reported Value	Reported Error	EML Value	EML Error	Reported EML	Evaluation	QAP 56 Evaluation
Matrix: AI Air Filter Bq / filter								
1	CO60	35.800	1.900	33.500	0.870	1.069	A	A
1	CS137	107.000	8.000	99.700	2.300	1.073	A	A
1	Gross Alpha	0.940	0.140	1.170	0.120	0.803	W	A
1	Gross Beta	1.730	0.260	1.500	0.150	1.153	A	A
1	MN54	45.400	3.400	43.800	1.130	1.037	A	A
Matrix: SO Soil Bq / kg								
1	AC228	51.500	3.200	57.600	2.500	0.894	A	A
1	BI212	54.400	8.800	60.600	4.000	0.898	A	A
1	BI214	72.400	4.200	67.000	2.300	1.081	A	A
1	CS137	1416.000	122.000	1450.000	73.000	0.977	A	A
1	K40	622.000	55.000	636.000	33.000	0.978	A	A
1	PB212	48.600	4.500	57.900	2.900	0.839	W	A
1	PB214	69.300	4.700	71.100	2.300	0.975	A	A
Matrix: VE Vegetation Bq / kg								
1	CO60	13.500	1.000	12.100	0.700	1.116	A	A
1	CS137	446.000	39.000	444.000	22.000	1.005	A	A
1	K40	1087.000	96.000	1120.000	60.000	0.971	A	A
Matrix: WA Water Bq / L								
1	CO60	236.000	15.000	234.000	8.400	1.009	A	A
1	CS134	29.200	1.600	30.500	1.090	0.957	A	A
1	CS137	61.700	5.500	63.800	3.400	0.967	A	A
1	Gross Alpha	239.000	10.000	377.500	10.000	0.633	W	A
1	Gross Beta	731.000	51.000	627.500	10.000	1.165	A	A
1	H3	404.000	12.000	390.000	3.400	1.036	A	A

Values for elemental uranium are reported in $\mu\text{g}/\text{filter}$, g, or mL. pCi/g or mL=Bq x 0.027

Evaluation: A=Acceptable, W=Acceptable with Warning, N=Not Acceptable

If the evaluation system is not appropriate for the types of analyses performed in your lab, apply a site specific evaluation.

QAP 58 Results by Laboratory**Lab:** FR CEA/SACLAY - SPR/SRSE, France

No. Test	Radionuclide	Reported Value	Reported Error	EML Value	EML Error	<u>Reported</u> EML	Evaluation	QAP 56 Evaluation
Matrix: WA Water Bq/L								
1	AM241	2.250	0.450	2.130	0.150	1.056	A	
1	CO60	233.000	24.000	234.000	8.400	0.996	A	
1	CS134	29.200	4.400	30.500	1.090	0.957	A	
1	CS137	63.600	6.400	63.800	3.400	0.997	A	
1	H3	403.000	60.000	390.000	3.400	1.033	A	

Values for elemental uranium are reported in µg/filter, g, or mL. pCi/g or mL=Bq x 0.027

Evaluation: A=Acceptable, W=Acceptable with Warning, N=Not Acceptable

If the evaluation system is not appropriate for the types of analyses performed in your lab, apply a site specific evaluation.

QAP 58 Results by Laboratory**Lab:** FS Florida State University, Tallahassee

No. Test	Radionuclide	Reported Value	Reported Error	EML Value	EML Error	Reported EML	Evaluation	QAP 56 Evaluation
Matrix: SO Soil Bq/kg								
1	AC228	51.700	3.100	57.600	2.500	0.898	A	A
1	AM241	12.100	2.400	15.600	1.000	0.776	W	A
1	BI214	68.500	6.300	67.000	2.300	1.022	A	A
1	CS137	1468.700	59.300	1450.000	73.000	1.013	A	A
1	K40	658.000	27.000	636.000	33.000	1.035	A	A
1	PB214	66.900	2.900	71.100	2.300	0.941	A	A
1	TH234	134.600	22.200	127.000	7.100	1.060	A	A

Values for elemental uranium are reported in $\mu\text{g}/\text{filter}$, g, or mL. pCi/g or mL=Bq x 0.027

Evaluation: A=Acceptable, W=Acceptable with Warning, N=Not Acceptable

If the evaluation system is not appropriate for the types of analyses performed in your lab, apply a site specific evaluation.

QAP 58 Results by Laboratory**Lab:** FU FUSRAP Laboratory, Missouri

No. Test	Radionuclide	Reported Value	Reported Error	EML Value	EML Error	Reported EML	Evaluation	QAP 56 Evaluation
Matrix: SO Soil Bq/kg								
1	AC228	56.800	3.680	57.600	2.500	0.986	A	A
1	AM241	18.270	3.760	15.600	1.000	1.171	A	A
1	BI214	70.630	2.910	67.000	2.300	1.054	A	A
1	CS137	1577.800	49.440	1450.000	73.000	1.088	A	A
1	K40	709.840	34.260	636.000	33.000	1.116	A	A
1	PB212	61.880	2.470	57.900	2.900	1.069	A	A
1	PB214	70.740	3.580	71.100	2.300	0.995	A	A
1	TH234	155.910	26.810	127.000	7.100	1.228	A	A
1	U234	122.500	15.090	120.000	0.500	1.021	A	W
1	U238	131.210	15.850	125.000	0.300	1.050	A	W

Matrix: VE Vegetation Bq/kg

1	CO60	13.390	0.960	12.100	0.700	1.107	A	A
1	CS137	482.040	15.370	444.000	22.000	1.086	A	A
1	K40	1267.800	44.300	1120.000	60.000	1.132	A	A

Matrix: WA Water Bq/L

1	Gross Alpha	371.720	14.590	377.500	10.000	0.985	A	A
1	Gross Beta	469.000	25.990	627.500	10.000	0.747	W	W

Values for elemental uranium are reported in µg/filter, g, or mL. pCi/g or mL=Bq x 0.027
Evaluation: A=Acceptable, W=Acceptable with Warning, N=Not Acceptable

If the evaluation system is not appropriate for the types of analyses performed in your lab, apply a site specific evaluation.

QAP 58 Results by Laboratory**Lab:** GA Lockheed Martin, Pikton, OH

No. Test	Radionuclide	Reported Value	Reported Error	EML Value	EML Error	Reported EML	Evaluation	QAP 56 Evaluation
Matrix: AI Air Filter Bq / filter								
1	AM241	0.329	0.025	0.340	0.040	0.967	A	A
1	CO60	33.000	1.000	33.500	0.870	0.985	A	A
1	CS137	101.000	6.000	99.700	2.300	1.013	A	A
1	MN54	44.000	2.000	43.800	1.130	1.005	A	A
1	PU238	0.548	0.050	0.520	0.010	1.053	A	A
1	PU239	0.399	0.037	0.330	0.010	1.210	W	A
1	SR90	3.120	0.340	2.800	0.140	1.114	A	A
1	U234	0.209	0.017	0.240	0.003	0.870	W	A
1	U238	0.226	0.019	0.240	0.010	0.940	A	A
1	ug/g U	18.200	1.544	19.700	0.760	0.924	A	

Matrix: SO Soil Bq / kg

1	AC228	57.000	12.900	57.600	2.500	0.990	A	A
1	AM241	19.280	2.138	15.600	1.000	1.236	A	A
1	BI212	48.800	27.600	60.600	4.000	0.805	A	A
1	BI214	70.900	12.100	67.000	2.300	1.058	A	N
1	CS137	1512.000	187.000	1450.000	73.000	1.043	A	A
1	K40	595.000	78.000	636.000	33.000	0.936	A	A
1	PB212	66.900	16.500	57.900	2.900	1.155	A	W
1	PB214	74.700	26.000	71.100	2.300	1.051	A	N
1	PU239	26.590	2.858	23.400	1.100	1.136	W	A
1	SR90	68.080	22.200	64.400	3.100	1.057	A	W
1	TH234	138.000	53.000	127.000	7.100	1.087	A	
1	U234	158.500	11.720	120.000	0.500	1.321	N	A
1	U238	162.500	12.120	125.000	0.300	1.300	N	A
1	ug/g U	13.130	0.976	10.100	0.300	1.300	N	

Matrix: VE Vegetation Bq / kg

1	AM241	3.304	0.413	3.510	0.130	0.941	A	W
1	CM244	2.221	0.320	2.010	0.100	1.105	A	A
1	CO60	13.200	4.400	12.100	0.700	1.091	A	W
1	CS137	500.000	41.000	444.000	22.000	1.126	A	A
1	K40	1262.000	106.000	1120.000	60.000	1.127	A	A
1	PU239	6.011	0.618	5.170	0.520	1.163	W	W
1	SR90	580.900	55.870	650.000	27.000	0.894	A	

Matrix: WA Water Bq / L

1	AM241	2.262	0.159	2.130	0.150	1.062	A	A
1	CO60	234.000	11.000	234.000	8.400	1.000	A	A
1	CS134	32.000	4.000	30.500	1.090	1.049	A	
1	CS137	66.000	6.000	63.800	3.400	1.034	A	A
1	Gross Alpha	395.000	80.000	377.500	10.000	1.046	A	A
1	Gross Beta	710.000	82.000	627.500	10.000	1.131	A	A

Values for elemental uranium are reported in µg/filter, g, or mL. pCi/g or mL=Bq x 0.027**Evaluation:** A=Acceptable, W=Acceptable with Warning, N=Not Acceptable

If the evaluation system is not appropriate for the types of analyses performed in your lab, apply a site specific evaluation.

QAP 58 Results by Laboratory**Lab:** GA Lockheed Martin, Pikton, OH

No. Test	Radionuclide	Reported Value	Reported Error	EML Value	EML Error	Reported EML	Evaluation	QAP 56 Evaluation
Matrix: WA Water Bq/L								
1	PU238	4.046	0.346	3.330	0.300	1.215	N	A
1	PU239	5.000	0.426	3.920	0.300	1.276	N	A
1	SR90	4.550	0.400	4.340	0.200	1.048	A	A
1	U234	1.997	0.144	2.050	0.190	0.974	A	A
1	U238	2.040	0.148	2.160	0.210	0.944	A	W
1	ug/g U	0.165	0.019	0.170	0.020	0.971	A	

Values for elemental uranium are reported in $\mu\text{g}/\text{filter}$, g, or mL. pCi/g or $\text{mL}=\text{Bq} \times 0.027$

Evaluation: A=Acceptable, W=Acceptable with Warning, N=Not Acceptable

If the evaluation system is not appropriate for the types of analyses performed in your lab, apply a site specific evaluation.

QAP 58 Results by Laboratory**Lab:** GC Georgia Power Company Environmental Lab

No. Test	Radionuclide	Reported Value	Reported Error	EML Value	EML Error	Reported EML	Evaluation	QAP 56 Evaluation
Matrix: AI Air Filter Bq / filter								
1	CO60	31.800	1.180	33.500	0.870	0.949	A	A
2	CO60	32.700	1.550	33.500	0.870	0.976	A	A
3	CO60	32.100	1.440	33.500	0.870	0.958	A	A
2	CS137	102.300	4.490	99.700	2.300	1.026	A	A
1	CS137	101.500	3.380	99.700	2.300	1.018	A	A
3	CS137	103.000	4.430	99.700	2.300	1.033	A	A
1	MN54	43.860	2.130	43.800	1.130	1.001	A	A
2	MN54	44.340	2.140	43.800	1.130	1.012	A	A
3	MN54	43.930	2.020	43.800	1.130	1.003	A	A

Matrix: SO Soil Bq / kg

3	CS137	1295.000	54.700	1450.000	73.000	0.893	W	W
1	CS137	1307.000	165.000	1450.000	73.000	0.901	A	W
2	CS137	1310.000	54.500	1450.000	73.000	0.903	A	W
3	K40	598.000	33.600	636.000	33.000	0.940	A	A
2	K40	638.600	43.100	636.000	33.000	1.004	A	A
1	K40	587.000	82.100	636.000	33.000	0.923	A	A

Matrix: VE Vegetation Bq / kg

3	CO60	11.590	1.900	12.100	0.700	0.958	A	W
2	CO60	15.420	3.200	12.100	0.700	1.274	W	W
1	CO60	16.700	4.600	12.100	0.700	1.380	W	W
3	CS137	392.000	17.900	444.000	22.000	0.883	W	W
2	CS137	408.900	19.800	444.000	22.000	0.921	A	W
1	CS137	411.500	20.000	444.000	22.000	0.927	A	W
3	K40	1200.000	71.700	1120.000	60.000	1.071	A	W
2	K40	1233.000	97.400	1120.000	60.000	1.101	A	W
1	K40	1167.000	94.200	1120.000	60.000	1.042	A	W

Matrix: WA Water Bq / L

2	CO60	220.840	9.420	234.000	8.400	0.944	A	A
3	CO60	224.800	9.590	234.000	8.400	0.961	A	A
1	CO60	222.920	6.700	234.000	8.400	0.953	A	A
3	CS134	27.490	1.340	30.500	1.090	0.901	A	W
2	CS134	26.850	1.590	30.500	1.090	0.880	W	W
1	CS134	26.380	1.620	30.500	1.090	0.865	W	W
1	CS137	61.510	3.260	63.800	3.400	0.964	A	A
3	CS137	64.360	3.070	63.800	3.400	1.009	A	A
2	CS137	63.270	3.280	63.800	3.400	0.992	A	A
1	H3	419.200		390.000	3.400	1.075	A	A
3	H3	406.900		390.000	3.400	1.043	A	A
2	H3	425.300		390.000	3.400	1.091	A	A

Values for elemental uranium are reported in µg/filter, g, or mL. pCi/g or mL=Bq x 0.027**Evaluation:** A=Acceptable, W=Acceptable with Warning, N=Not Acceptable

If the evaluation system is not appropriate for the types of analyses performed in your lab, apply a site specific evaluation.

QAP 58 Results by Laboratory**Lab:** GD GTS Duratek, Oak Ridge, TN

No. Test	Radionuclide	Reported Value	Reported Error	EML Value	EML Error	Reported EML	Evaluation	QAP 56 Evaluation
Matrix: AI Air Filter Bq / filter								
1	CO60	34.700	1.700	33.500	0.870	1.036	A	
1	CS137	95.300	2.600	99.700	2.300	0.956	A	
1	MN54	44.300	1.900	43.800	1.130	1.011	A	
Matrix: SO Soil Bq / kg								
1	CS137	2360.000	63.000	1450.000	73.000	1.628	N	
1	K40	1090.000	160.000	636.000	33.000	1.714	N	
Matrix: WA Water Bq / L								
1	CO60	228.000	8.400	234.000	8.400	0.974	A	
1	CS134	26.700	2.900	30.500	1.090	0.875	W	
1	CS137	58.600	4.600	63.800	3.400	0.918	A	

Values for elemental uranium are reported in $\mu\text{g}/\text{filter}$, g, or mL. pCi/g or mL=Bq x 0.027

Evaluation: A=Acceptable, W=Acceptable with Warning, N=Not Acceptable

If the evaluation system is not appropriate for the types of analyses performed in your lab, apply a site specific evaluation.

QAP 58 Results by Laboratory**Lab:** GE General Engineering Labs, Charleston, SC

No. Test	Radionuclide	Reported Value	Reported Error	EML Value	EML Error	Reported EML	Evaluation	QAP 56 Evaluation
Matrix: AI Air Filter Bq / filter								
1	AM241	0.325	0.043	0.340	0.040	0.956	A	A
1	CO60	34.447	3.144	33.500	0.870	1.028	A	A
1	CS137	105.573	11.236	99.700	2.300	1.059	A	A
1	Gross Alpha	1.266	0.063	1.170	0.120	1.082	A	A
1	Gross Beta	1.416	0.054	1.500	0.150	0.944	A	A
1	MN54	46.130	4.995	43.800	1.130	1.053	A	A
1	PU238	0.496	0.061	0.520	0.010	0.954	A	W
1	PU239	0.324	0.043	0.330	0.010	0.982	A	A
1	SR90	2.624	0.063	2.800	0.140	0.937	A	A
1	U234	0.240	0.031	0.240	0.003	1.000	A	A
1	U238	0.235	0.030	0.240	0.010	0.979	A	W
1	ug/g U	14.674	0.760	19.700	0.760	0.745	W	

Matrix: SO Soil Bq / kg

1	AC228	54.760	9.111	57.600	2.500	0.951	A	A
1	AM241	11.051	1.549	15.600	1.000	0.708	W	A
1	BI212	37.981	8.982	60.600	4.000	0.627	A	A
1	BI214	50.783	6.817	67.000	2.300	0.758	N	A
1	CS137	1461.500	161.320	1450.000	73.000	1.008	A	A
1	K40	697.450	70.763	636.000	33.000	1.097	A	A
1	PB212	59.755	6.660	57.900	2.900	1.032	A	A
1	PB214	60.310	7.668	71.100	2.300	0.848	W	A
1	PU239	24.975	2.743	23.400	1.100	1.067	A	A
1	SR90	50.789	1.394	64.400	3.100	0.789	W	A
1	TH234	119.233	48.100	127.000	7.100	0.939	A	A
1	U234	109.273	11.852	120.000	0.500	0.911	A	A
1	U238	112.603	12.173	125.000	0.300	0.901	A	A
1	ug/g U	8.352	0.390	10.100	0.300	0.827	A	

Matrix: VE Vegetation Bq / kg

1	AM241	3.665	0.387	3.510	0.130	1.044	A	A
1	CM244	2.062	0.263	2.010	0.100	1.026	A	A
1	CO60	13.974	2.128	12.100	0.700	1.155	A	A
1	CS137	474.833	48.717	444.000	22.000	1.069	A	A
1	K40	1332.000	133.817	1120.000	60.000	1.189	A	A
1	PU239	5.168	0.486	5.170	0.520	1.000	A	A
1	SR90	611.178	5.229	650.000	27.000	0.940	A	A

Matrix: WA Water Bq / L

1	AM241	2.200	0.161	2.130	0.150	1.033	A	A
1	CO60	237.663	21.805	234.000	8.400	1.016	A	A
1	CS134	26.702	2.816	30.500	1.090	0.875	W	A
1	CS137	62.777	6.512	63.800	3.400	0.984	A	A

Values for elemental uranium are reported in µg/filter, g, or mL. pCi/g or mL=Bq x 0.027**Evaluation:** A=Acceptable, W=Acceptable with Warning, N=Not Acceptable

If the evaluation system is not appropriate for the types of analyses performed in your lab, apply a site specific evaluation.

QAP 58 Results by Laboratory**Lab:** GE General Engineering Labs, Charleston, SC

No. Test	Radionuclide	Reported Value	Reported Error	EML Value	EML Error	Reported EML	Evaluation	QAP 56 Evaluation
Matrix: WA Water Bq/L								
1	Gross Alpha	396.673	16.540	377.500	10.000	1.051	A	N
1	Gross Beta	682.854	14.496	627.500	10.000	1.088	A	A
1	H3	452.633	26.529	390.000	3.400	1.161	A	A
1	PU238	3.432	0.265	3.330	0.300	1.031	A	W
1	PU239	4.181	0.315	3.920	0.300	1.067	A	A
1	SR90	7.548	0.154	4.340	0.200	1.739	N	A
1	U234	2.251	0.191	2.050	0.190	1.098	A	W
1	U238	2.280	0.193	2.160	0.210	1.056	A	W
1	ug/g U	0.167	0.007	0.170	0.020	0.982	A	

Values for elemental uranium are reported in $\mu\text{g}/\text{filter}$, g, or mL. pCi/g or mL=Bq x 0.027

Evaluation: A=Acceptable, W=Acceptable with Warning, N=Not Acceptable

If the evaluation system is not appropriate for the types of analyses performed in your lab, apply a site specific evaluation.

QAP 58 Results by Laboratory**Lab:** GL GEL ER/RFI Mobile Laboratory

No. Test	Radionuclide	Reported Value	Reported Error	EML Value	EML Error	Reported EML	Evaluation	QAP 56 Evaluation
Matrix: SO Soil Bq/kg								
4	AC228	58.200	17.000	57.600	2.500	1.010	A	
3	AC228	54.100	16.200	57.600	2.500	0.939	A	
1	AC228	53.800	16.300	57.600	2.500	0.934	A	
2	AC228	52.800	16.300	57.600	2.500	0.917	A	
3	BI212	46.000	20.500	60.600	4.000	0.759	A	
2	BI212	31.600	17.100	60.600	4.000	0.521	W	
1	BI212	35.200	16.300	60.600	4.000	0.581	W	
4	BI212	45.700	20.600	60.600	4.000	0.754	A	
4	BI214	64.000	15.600	67.000	2.300	0.955	A	
3	BI214	66.200	16.100	67.000	2.300	0.988	A	
2	BI214	61.000	14.900	67.000	2.300	0.910	A	
1	BI214	61.300	15.000	67.000	2.300	0.915	A	
4	CS137	1475.600	318.800	1450.000	73.000	1.018	A	
3	CS137	1473.300	318.300	1450.000	73.000	1.016	A	
2	CS137	1454.800	314.300	1450.000	73.000	1.003	A	
1	CS137	1491.100	322.100	1450.000	73.000	1.028	A	
3	K40	652.700	151.400	636.000	33.000	1.026	A	
2	K40	663.000	153.800	636.000	33.000	1.042	A	
4	K40	630.100	146.900	636.000	33.000	0.991	A	
1	K40	661.900	154.200	636.000	33.000	1.041	A	
4	PB212	54.800	14.600	57.900	2.900	0.946	A	
3	PB212	46.300	13.400	57.900	2.900	0.800	W	
2	PB212	47.100	13.600	57.900	2.900	0.813	W	
1	PB212	42.600	13.200	57.900	2.900	0.736	N	
4	PB214	71.000	19.000	71.100	2.300	0.999	A	
1	PB214	67.500	18.200	71.100	2.300	0.949	A	
3	PB214	78.800	20.600	71.100	2.300	1.108	A	
2	PB214	71.800	19.200	71.100	2.300	1.010	A	
1	TH234	62.600	39.000	127.000	7.100	0.493	N	
2	TH234	93.600	40.900	127.000	7.100	0.737	W	
4	TH234	87.000	40.600	127.000	7.100	0.685	W	
3	TH234	87.000	42.000	127.000	7.100	0.685	W	

Matrix: WA Water Bq/L

3	CO60	235.653	50.172	234.000	8.400	1.007	A	
2	CO60	236.911	50.468	234.000	8.400	1.012	A	
4	CO60	233.988	49.839	234.000	8.400	1.000	A	
1	CO60	231.361	49.284	234.000	8.400	0.989	A	
4	CS134	26.688	6.164	30.500	1.090	0.875	W	
1	CS134	26.958	5.920	30.500	1.090	0.884	W	
3	CS134	27.147	5.964	30.500	1.090	0.890	W	
2	CS134	27.591	6.061	30.500	1.090	0.905	A	
2	CS137	61.383	13.324	63.800	3.400	0.962	A	
1	CS137	62.863	13.646	63.800	3.400	0.985	A	
3	CS137	61.087	13.268	63.800	3.400	0.957	A	
4	CS137	63.455	13.753	63.800	3.400	0.995	A	

Values for elemental uranium are reported in µg/filter, g, or mL. pCi/g or mL=Bq x 0.027**Evaluation:** A=Acceptable, W=Acceptable with Warning, N=Not Acceptable

If the evaluation system is not appropriate for the types of analyses performed in your lab, apply a site specific evaluation.

QAP 58 Results by Laboratory**Lab:** GL GEL ER/RFI Mobile Laboratory

No. Test	Radionuclide	Reported Value	Reported Error	EML Value	EML Error	Reported EML	Evaluation	QAP 56 Evaluation
Matrix: WA Water Bq/L								
4	Gross Alpha	372.060	21.880	377.500	10.000	0.986	A	
1	Gross Alpha	436.600	23.780	377.500	10.000	1.157	W	
2	Gross Alpha	453.800	24.230	377.500	10.000	1.202	W	
3	Gross Alpha	412.700	23.020	377.500	10.000	1.093	A	
3	Gross Beta	644.070	22.540	627.500	10.000	1.026	A	
4	Gross Beta	657.700	22.610	627.500	10.000	1.048	A	
1	Gross Beta	639.390	22.570	627.500	10.000	1.019	A	
2	Gross Beta	636.080	22.580	627.500	10.000	1.014	A	
1	H3	387.000	9.670	390.000	3.400	0.992	A	
2	H3	360.000	9.070	390.000	3.400	0.923	A	
3	H3	359.000	9.110	390.000	3.400	0.921	A	
4	H3	352.000	7.990	390.000	3.400	0.903	A	

Values for elemental uranium are reported in µg/filter, g, or mL. pCi/g or mL=Bq x 0.027

Evaluation: A=Acceptable, W=Acceptable with Warning, N=Not Acceptable

If the evaluation system is not appropriate for the types of analyses performed in your lab, apply a site specific evaluation.

QAP 58 Results by Laboratory**Lab:** GS USGS/NWQL, Arvada, CO

No. Test	Radionuclide	Reported Value	Reported Error	EML Value	EML Error	Reported EML	Evaluation	QAP 56 Evaluation
Matrix: WA Water Bq/L								
1	Gross Alpha	498.000	42.000	377.500	10.000	1.319	N	W
3	Gross Alpha	438.000	39.000	377.500	10.000	1.160	W	W
2	Gross Alpha	372.000	36.000	377.500	10.000	0.985	A	W
1	Gross Beta	713.000	35.000	627.500	10.000	1.136	A	A
2	Gross Beta	659.000	33.000	627.500	10.000	1.050	A	A
3	Gross Beta	666.000	34.000	627.500	10.000	1.061	A	A

Values for elemental uranium are reported in µg/filter, g, or mL. pCi/g or mL=Bq x 0.027

Evaluation: A=Acceptable, W=Acceptable with Warning, N=Not Acceptable

If the evaluation system is not appropriate for the types of analyses performed in your lab, apply a site specific evaluation.

QAP 58 Results by Laboratory**Lab:** GT Georgia Institute of Technology

No. Test	Radionuclide	Reported Value	Reported Error	EML Value	EML Error	Reported EML	Evaluation	QAP 56 Evaluation
Matrix: AI Air Filter Bq / filter								
1	AM241	0.280	0.100	0.340	0.040	0.824	W	A
1	CO60	34.000	4.000	33.500	0.870	1.015	A	A
1	CS137	108.000	19.000	99.700	2.300	1.083	A	A
1	Gross Alpha	1.020	0.300	1.170	0.120	0.872	A	A
1	Gross Beta	1.700	0.400	1.500	0.150	1.133	A	N
1	MN54	52.000	11.000	43.800	1.130	1.187	A	A
1	PU238	0.510	0.100	0.520	0.010	0.981	A	W
1	PU239	0.330	0.050	0.330	0.010	1.000	A	A
1	SR90	2.600	0.100	2.800	0.140	0.929	A	A
1	U238	0.220	0.050	0.240	0.010	0.917	A	A
Matrix: SO Soil Bq / kg								
1	AM241	13.400	5.000	15.600	1.000	0.859	W	A
1	CS137	1402.000	130.000	1450.000	73.000	0.967	A	W
1	K40	685.000	65.000	636.000	33.000	1.077	A	A
1	PU238	22.000	5.000	21.900	1.300	1.005	A	A
1	PU239	23.000	5.000	23.400	1.100	0.983	A	W
1	SR90	61.000	10.000	64.400	3.100	0.947	A	A
1	U238	107.000	20.000	125.000	0.300	0.856	A	A
Matrix: VE Vegetation Bq / kg								
1	AM241	3.500	0.700	3.510	0.130	0.997	A	A
1	CO60	15.000	2.000	12.100	0.700	1.240	W	W
1	CS137	470.000	44.000	444.000	22.000	1.059	A	N
1	K40	1250.000	110.000	1120.000	60.000	1.116	A	A
1	PU239	6.200	1.300	5.170	0.520	1.199	W	A
1	SR90	540.000	20.000	650.000	27.000	0.831	A	W
Matrix: WA Water Bq / L								
1	AM241	2.200	0.400	2.130	0.150	1.033	A	A
1	CO60	240.000	24.000	234.000	8.400	1.026	A	A
1	CS134	27.000	2.700	30.500	1.090	0.885	W	N
1	CS137	59.000	10.000	63.800	3.400	0.925	A	A
1	Gross Alpha	310.000	77.000	377.500	10.000	0.821	A	A
1	Gross Beta	710.000	180.000	627.500	10.000	1.131	A	A
1	H3	402.000	10.000	390.000	3.400	1.031	A	A
1	PU238	3.500	0.700	3.330	0.300	1.051	A	A
1	PU239	3.900	0.800	3.920	0.300	0.995	A	A
1	SR90	3.800	0.300	4.340	0.200	0.876	A	A
1	U238	2.100	0.400	2.160	0.210	0.972	A	W

Values for elemental uranium are reported in µg/filter, g, or mL. pCi/g or mL=Bq x 0.027
Evaluation: A=Acceptable, W=Acceptable with Warning, N=Not Acceptable

If the evaluation system is not appropriate for the types of analyses performed in your lab, apply a site specific evaluation.

QAP 58 Results by Laboratory**Lab:** HC Lawrence Livermore Laboratory, California

No. Test	Radionuclide	Reported Value	Reported Error	EML Value	EML Error	Reported EML	Evaluation	QAP 56 Evaluation
Matrix: AI Air Filter Bq / filter								
1	Gross Alpha	1.620	0.050	1.170	0.120	1.385	W	A
1	Gross Beta	1.700	0.050	1.500	0.150	1.133	A	A
Matrix: WA Water Bq / L								
1	Gross Alpha	455.000	62.000	377.500	10.000	1.205	W	W
1	Gross Beta	705.000	109.000	627.500	10.000	1.124	A	A
1	H3	407.000	15.000	390.000	3.400	1.044	A	A

Values for elemental uranium are reported in $\mu\text{g}/\text{filter}$, g, or mL. pCi/g or $\text{mL}=\text{Bq} \times 0.027$

Evaluation: A=Acceptable, W=Acceptable with Warning, N=Not Acceptable

If the evaluation system is not appropriate for the types of analyses performed in your lab, apply a site specific evaluation.

QAP 58 Results by Laboratory**Lab:** HT Technical University, Budapest, Hungary

No. Test	Radionuclide	Reported Value	Reported Error	EML Value	EML Error	Reported EML	Evaluation	QAP 56 Evaluation
Matrix: SO Soil Bq/kg								
1	Bq U	343.000	25.000	249.000	0.300	1.378	N	W
1	U234	163.700	10.000	120.000	0.500	1.364	N	W
1	U238	168.110	10.000	125.000	0.300	1.345	N	W
1	ug/g U	13.600	0.500	10.100	0.300	1.347	N	
Matrix: WA Water Bq/L								
1	Bq U	4.750	0.300	4.290	0.390	1.107	A	A
1	U234	2.378	0.150	2.050	0.190	1.160	A	A
1	U238	2.342	0.150	2.160	0.210	1.084	A	A
1	ug/g U	0.190	0.020	0.170	0.020	1.118	W	

Values for elemental uranium are reported in µg/filter, g, or mL. pCi/g or mL=Bq x 0.027

Evaluation: A=Acceptable, W=Acceptable with Warning, N=Not Acceptable

If the evaluation system is not appropriate for the types of analyses performed in your lab, apply a site specific evaluation.

QAP 58 Results by Laboratory**Lab:** HU Water Resources Research Centre (VITUKI), Hungary

No. Test	Radionuclide	Reported Value	Reported Error	EML Value	EML Error	Reported EML	Evaluation	QAP 56 Evaluation
Matrix: AI Air Filter Bq / filter								
1	CO60	31.660	1.970	33.500	0.870	0.945	A	A
1	CS137	96.900	8.200	99.700	2.300	0.972	A	A
1	Gross Beta	2.970	0.300	1.500	0.150	1.980	N	A
1	MN54	43.020	3.060	43.800	1.130	0.982	A	A
Matrix: SO Soil Bq / kg								
1	AC228	50.800	2.600	57.600	2.500	0.882	A	A
1	BI212	27.000	2.800	60.600	4.000	0.446	N	A
1	BI214	50.200	2.700	67.000	2.300	0.749	N	A
1	CS137	1385.000	78.000	1450.000	73.000	0.955	A	A
1	K40	644.000	43.000	636.000	33.000	1.013	A	A
1	PB212	50.700	2.900	57.900	2.900	0.876	W	A
1	PB214	53.800	2.900	71.100	2.300	0.757	N	A
1	TH234	210.000	17.000	127.000	7.100	1.654	W	A
Matrix: VE Vegetation Bq / kg								
1	CO60	11.230	0.830	12.100	0.700	0.928	A	A
1	CS137	398.000	23.000	444.000	22.000	0.896	W	A
1	K40	1018.000	90.000	1120.000	60.000	0.909	A	A
Matrix: WA Water Bq / L								
1	CO60	240.000	12.500	234.000	8.400	1.026	A	A
1	CS134	31.500	2.400	30.500	1.090	1.033	A	A
1	CS137	65.600	5.000	63.800	3.400	1.028	A	A
1	Gross Beta	805.000	62.000	627.500	10.000	1.283	A	A
1	H3	398.500	10.500	390.000	3.400	1.022	A	A

Values for elemental uranium are reported in µg/filter, g, or mL. pCi/g or mL=Bq x 0.027

Evaluation: A=Acceptable, W=Acceptable with Warning, N=Not Acceptable

If the evaluation system is not appropriate for the types of analyses performed in your lab, apply a site specific evaluation.

QAP 58 Results by Laboratory**Lab:** HV Environmental Protection Inspectorate, Lower Danube Valley, Laboratory

No. Test	Radionuclide	Reported Value	Reported Error	EML Value	EML Error	Reported EML	Evaluation	QAP 56 Evaluation
Matrix: AI Air Filter Bq / filter								
2	CO60	32.500	0.900	33.500	0.870	0.970	A	
1	CO60	33.000	1.500	33.500	0.870	0.985	A	
2	CS137	98.000	3.000	99.700	2.300	0.983	A	
1	CS137	97.500	4.900	99.700	2.300	0.978	A	
1	Gross Alpha	1.830	0.092	1.170	0.120	1.564	N	
2	Gross Alpha	1.800	0.097	1.170	0.120	1.538	N	
3	Gross Alpha	1.880	0.090	1.170	0.120	1.607	N	
2	Gross Beta	3.040	0.078	1.500	0.150	2.027	N	
1	Gross Beta	3.050	0.076	1.500	0.150	2.033	N	
3	Gross Beta	3.050	0.077	1.500	0.150	2.033	N	
1	MN54	44.200	2.500	43.800	1.130	1.009	A	
2	MN54	43.200	1.500	43.800	1.130	0.986	A	

Matrix: SO Soil Bq / kg

1	AC228	59.800	3.000	57.600	2.500	1.038	A	
2	AC228	60.500	3.200	57.600	2.500	1.050	A	
2	BI212	61.200	9.000	60.600	4.000	1.010	A	
1	BI212	60.200	8.200	60.600	4.000	0.993	A	
2	BI214	65.800	3.100	67.000	2.300	0.982	A	
1	BI214	65.900	2.500	67.000	2.300	0.984	A	
2	CS137	1525.000	22.000	1450.000	73.000	1.052	A	
1	CS137	1490.000	20.000	1450.000	73.000	1.028	A	
2	K40	956.000	70.000	636.000	33.000	1.503	N	
1	K40	939.000	65.000	636.000	33.000	1.476	N	
1	PB212	57.800	4.500	57.900	2.900	0.998	A	
2	PB212	58.300	5.100	57.900	2.900	1.007	A	
1	PB214	68.300	3.000	71.100	2.300	0.961	A	
2	PB214	69.100	3.500	71.100	2.300	0.972	A	
2	TH234	67.200	7.300	127.000	7.100	0.529	N	
1	TH234	68.300	8.500	127.000	7.100	0.538	N	

Matrix: VE Vegetation Bq / kg

2	CO60	14.000	0.800	12.100	0.700	1.157	A	
1	CO60	14.000	0.600	12.100	0.700	1.157	A	
2	CS137	500.000	8.000	444.000	22.000	1.126	A	
1	CS137	500.000	10.000	444.000	22.000	1.126	A	

Matrix: WA Water Bq / L

1	CO60	236.000	10.000	234.000	8.400	1.009	A	
2	CO60	245.000	8.000	234.000	8.400	1.047	A	
2	CS134	28.100	1.400	30.500	1.090	0.921	A	
1	CS134	27.500	0.700	30.500	1.090	0.902	A	
1	CS137	64.800	1.700	63.800	3.400	1.016	A	

Values for elemental uranium are reported in µg/filter, g, or mL. pCi/g or mL=Bq x 0.027**Evaluation:** A=Acceptable, W=Acceptable with Warning, N=Not Acceptable

If the evaluation system is not appropriate for the types of analyses performed in your lab, apply a site specific evaluation.

QAP 58 Results by Laboratory**Lab:** HV Environmental Protection Inspectorate, Lower Danube Valley, Laboratory

No. Test	Radionuclide	Reported Value	Reported Error	EML Value	EML Error	Reported EML	Evaluation	QAP 56 Evaluation
Matrix: WA Water Bq/L								
2	CS137	66.700	3.200	63.800	3.400	1.045	A	
2	Gross Alpha	172.000	30.000	377.500	10.000	0.456	N	
3	Gross Alpha	163.000	30.000	377.500	10.000	0.432	N	
1	Gross Alpha	168.000	30.000	377.500	10.000	0.445	N	
3	Gross Beta	832.000	60.000	627.500	10.000	1.326	W	
2	Gross Beta	830.000	60.000	627.500	10.000	1.323	W	
1	Gross Beta	846.000	60.000	627.500	10.000	1.348	W	
1	H3	201.000	6.000	390.000	3.400	0.515	N	
2	H3	198.000	6.000	390.000	3.400	0.508	N	

Values for elemental uranium are reported in µg/filter, g, or mL. pCi/g or mL=Bq x 0.027

Evaluation: A=Acceptable, W=Acceptable with Warning, N=Not Acceptable

If the evaluation system is not appropriate for the types of analyses performed in your lab, apply a site specific evaluation.

QAP 58 Results by Laboratory**Lab:** ID Institute of Radiation Protection and Dosimetry, IRD/ CNEN, Brazil

No. Test	Radionuclide	Reported Value	Reported Error	EML Value	EML Error	Reported EML	Evaluation	QAP 56 Evaluation
Matrix: AI Air Filter Bq / filter								
1	AM241	0.317	0.020	0.340	0.040	0.932	A	A
1	CO60	34.097	1.732	33.500	0.870	1.018	A	A
1	CS137	107.690	5.403	99.700	2.300	1.080	A	A
1	MN54	44.563	2.232	43.800	1.130	1.017	A	A
1	PU238	0.523	0.029	0.520	0.010	1.006	A	W
1	PU239	0.340	0.031	0.330	0.010	1.030	A	A
1	SR90	2.407	0.167	2.800	0.140	0.860	A	A
1	ug/g U	19.147	1.029	19.700	0.760	0.972	A	

Matrix: SO Soil Bq / kg

1	AM241	16.537	1.059	15.600	1.000	1.060	A	A
1	BI212	61.230	3.265	60.600	4.000	1.010	A	A
1	BI214	56.347	2.957	67.000	2.300	0.841	W	W
1	CS137	1495.667	74.892	1450.000	73.000	1.031	A	A
1	K40	614.000	31.618	636.000	33.000	0.965	A	A
1	PB212	56.453	2.961	57.900	2.900	0.975	A	A
1	PB214	63.917	3.219	71.100	2.300	0.899	A	A
1	PU239	23.857	1.340	23.400	1.100	1.020	A	A
1	SR90	49.323	3.204	64.400	3.100	0.766	W	A
1	TH234	141.120	7.078	127.000	7.100	1.111	A	A
1	ug/g U	9.873	0.563	10.100	0.300	0.978	A	

Matrix: VE Vegetation Bq / kg

1	AM241	3.467	0.183	3.510	0.130	0.988	A	A
1	CO60	10.867	0.624	12.100	0.700	0.898	W	A
1	CS137	416.267	20.881	444.000	22.000	0.938	A	A
1	K40	1043.670	60.609	1120.000	60.000	0.932	A	A
1	PU239	4.507	0.275	5.170	0.520	0.872	A	A
1	SR90	457.333	24.743	650.000	27.000	0.704	W	A

Values for elemental uranium are reported in µg/filter, g, or mL. pCi/g or mL=Bq x 0.027**Evaluation:** A=Acceptable, W=Acceptable with Warning, N=Not Acceptable

If the evaluation system is not appropriate for the types of analyses performed in your lab, apply a site specific evaluation.

QAP 58 Results by Laboratory**Lab:** IL ISU Environmental Assessment Laboratory, Pocatello, ID

No. Test	Radionuclide	Reported Value	Reported Error	EML Value	EML Error	Reported EML	Evaluation	QAP 56 Evaluation
Matrix: AI Air Filter Bq / filter								
1	CO60	36.400	0.300	33.500	0.870	1.087	A	A
1	CS137	110.400	1.600	99.700	2.300	1.107	A	A
1	Gross Alpha	1.250	0.020	1.170	0.120	1.068	A	A
1	Gross Beta	1.480	0.020	1.500	0.150	0.987	A	W
1	MN54	48.800	0.600	43.800	1.130	1.114	A	A
Matrix: WA Water Bq / L								
1	CO60	251.500	2.900	234.000	8.400	1.075	A	A
1	CS134	27.400	0.400	30.500	1.090	0.898	W	W
1	CS137	68.500	1.500	63.800	3.400	1.074	A	A
1	Gross Alpha	311.200	7.000	377.500	10.000	0.824	A	A
1	Gross Beta	684.800	9.800	627.500	10.000	1.091	A	A

Values for elemental uranium are reported in $\mu\text{g}/\text{filter}$, g, or mL. pCi/g or $\text{mL}=\text{Bq} \times 0.027$

Evaluation: A=Acceptable, W=Acceptable with Warning, N=Not Acceptable

If the evaluation system is not appropriate for the types of analyses performed in your lab, apply a site specific evaluation.

QAP 58 Results by Laboratory**Lab:** IN INEEL INTECH Radioanalytical Laboratory

No. Test	Radionuclide	Reported Value	Reported Error	EML Value	EML Error	Reported EML	Evaluation	QAP 56 Evaluation
Matrix: AI Air Filter Bq / filter								
1	CO60	36.800	1.300	33.500	0.870	1.099	A	A
1	CS137	121.000	3.600	99.700	2.300	1.214	W	A
1	MN54	53.600	2.000	43.800	1.130	1.224	W	A
Matrix: SO Soil Bq / kg								
1	AM241	12.600	2.800	15.600	1.000	0.808	W	A
1	CS137	1472.000	51.000	1450.000	73.000	1.015	A	A
1	K40	616.000	60.000	636.000	33.000	0.969	A	A
1	PU238	26.980	5.700	21.900	1.300	1.232	A	A
1	PU239	26.800	5.600	23.400	1.100	1.145	W	A
1	SR90	94.400	25.000	64.400	3.100	1.466	W	W
1	TH234	468.000	98.000	127.000	7.100	3.685	N	
1	U234	122.300	22.300	120.000	0.500	1.019	A	A
1	U238	132.300	25.500	125.000	0.300	1.058	A	A
Matrix: VE Vegetation Bq / kg								
1	CO60	12.700	0.790	12.100	0.700	1.050	A	A
1	CS137	498.000	20.000	444.000	22.000	1.122	A	A
1	K40	1390.000	100.000	1120.000	60.000	1.241	W	A
Matrix: WA Water Bq / L								
1	AM241	2.300	0.400	2.130	0.150	1.080	A	A
1	CO60	243.000	7.800	234.000	8.400	1.038	A	A
1	CS134	31.600	1.200	30.500	1.090	1.036	A	A
1	CS137	65.400	2.300	63.800	3.400	1.025	A	A
1	PU238	3.850	0.620	3.330	0.300	1.156	W	A
1	PU239	4.500	0.700	3.920	0.300	1.148	W	A
1	SR90	4.300	0.400	4.340	0.200	0.991	A	W
1	U234	2.100	0.400	2.050	0.190	1.024	A	W
1	U238	2.100	0.400	2.160	0.210	0.972	A	A

Values for elemental uranium are reported in µg/filter, g, or mL. pCi/g or mL=Bq x 0.027
Evaluation: A=Acceptable, W=Acceptable with Warning, N=Not Acceptable

If the evaluation system is not appropriate for the types of analyses performed in your lab, apply a site specific evaluation.

QAP 58 Results by Laboratory**Lab:** IO Illinois Department of Nuclear Safety

No. Test	Radionuclide	Reported Value	Reported Error	EML Value	EML Error	Reported EML	Evaluation	QAP 56 Evaluation
Matrix: AI Air Filter Bq / filter								
1	CO60	34.000	4.800	33.500	0.870	1.015	A	A
1	CS137	103.200	21.400	99.700	2.300	1.035	A	A
1	Gross Alpha	1.300	0.100	1.170	0.120	1.111	A	A
1	Gross Beta	1.600	0.100	1.500	0.150	1.067	A	A
1	MN54	43.900	8.900	43.800	1.130	1.002	A	A
1	SR90	2.500	0.100	2.800	0.140	0.893	A	A
Matrix: SO Soil Bq / kg								
1	AC228	62.500	11.000	57.600	2.500	1.085	A	W
1	AM241	16.800	8.000	15.600	1.000	1.077	A	
1	BI212	71.600	40.400	60.600	4.000	1.182	W	
1	BI214	64.000	11.800	67.000	2.300	0.955	A	A
1	Bq U	254.300	6.300	249.000	0.300	1.021	A	
1	CS137	1541.000	283.000	1450.000	73.000	1.063	A	A
1	K40	615.000	123.000	636.000	33.000	0.967	A	A
1	PB212	56.900	10.400	57.900	2.900	0.983	A	A
1	PB214	60.000	11.700	71.100	2.300	0.844	W	A
1	SR90	52.700	7.500	64.400	3.100	0.818	W	A
1	TH234	111.300	40.200	127.000	7.100	0.876	A	
Matrix: VE Vegetation Bq / kg								
1	CO60	15.100	4.600	12.100	0.700	1.248	W	
1	CS137	504.400	81.600	444.000	22.000	1.136	A	A
1	K40	1168.000	210.000	1120.000	60.000	1.043	A	A
1	SR90	497.000	20.000	650.000	27.000	0.765	A	
Matrix: WA Water Bq / L								
1	AM241	2.700	1.000	2.130	0.150	1.268	W	A
1	Bq U	4.690	0.040	4.290	0.390	1.093	A	A
1	CO60	250.000	13.100	234.000	8.400	1.068	A	A
1	CS134	29.800	2.800	30.500	1.090	0.977	A	A
1	CS137	68.600	7.200	63.800	3.400	1.075	A	A
1	Gross Alpha	408.000	90.000	377.500	10.000	1.081	A	A
1	Gross Beta	514.000	31.000	627.500	10.000	0.819	A	A
1	H3	408.000	20.000	390.000	3.400	1.046	A	A
1	SR90	4.300	1.000	4.340	0.200	0.991	A	A

Values for elemental uranium are reported in µg/filter, g, or mL. pCi/g or mL=Bq x 0.027
Evaluation: A=Acceptable, W=Acceptable with Warning, N=Not Acceptable

If the evaluation system is not appropriate for the types of analyses performed in your lab, apply a site specific evaluation.

QAP 58 Results by Laboratory**Lab:** IS Severn Trent Laboratories - St. Louis

No. Test	Radionuclide	Reported Value	Reported Error	EML Value	EML Error	Reported EML	Evaluation	QAP 56 Evaluation
Matrix: AI Air Filter Bq / filter								
1	AM241	0.552	0.069	0.340	0.040	1.624	W	A
1	CO60	33.600	3.100	33.500	0.870	1.003	A	A
1	CS137	102.000	11.000	99.700	2.300	1.023	A	A
1	Gross Alpha	0.982	0.105	1.170	0.120	0.839	W	A
1	Gross Beta	1.460	0.150	1.500	0.150	0.973	A	A
1	MN54	44.000	4.400	43.800	1.130	1.005	A	A
1	PU238	1.021	0.122	0.520	0.010	1.963	N	W
1	PU239	0.671	0.083	0.330	0.010	2.033	N	A
1	SR90	2.630	0.540	2.800	0.140	0.939	A	W
1	U234	0.507	0.157	0.240	0.003	2.113	N	W
1	U238	0.425	0.142	0.240	0.010	1.771	N	W
1	ug/g U	14.900	0.500	19.700	0.760	0.756	W	

Matrix: SO Soil Bq / kg

1	AC228	59.000	17.100	57.600	2.500	1.024	A	A
1	AM241	13.500	3.100	15.600	1.000	0.865	W	A
2	AM241	16.500	6.100	15.600	1.000	1.058	A	A
1	BI212	53.200	25.800	60.600	4.000	0.878	A	W
1	BI214	57.000	9.500	67.000	2.300	0.851	W	A
1	CS137	1410.000	180.000	1450.000	73.000	0.972	A	A
1	K40	613.000	74.000	636.000	33.000	0.964	A	A
1	PB212	56.100	7.900	57.900	2.900	0.969	A	A
1	PB214	63.600	10.200	71.100	2.300	0.895	A	W
1	PU239	23.700	3.400	23.400	1.100	1.013	A	A
1	SR90	50.100	11.100	64.400	3.100	0.778	W	A
1	TH234	147.000	22.200	127.000	7.100	1.157	A	A
1	U234	105.000	15.000	120.000	0.500	0.875	A	A
1	U238	128.000	29.000	125.000	0.300	1.024	A	A
2	U238	111.000	16.000	125.000	0.300	0.888	A	A
1	ug/g U	6.990	0.520	10.100	0.300	0.692	A	

Matrix: VE Vegetation Bq / kg

1	AM241	5.650	1.250	3.510	0.130	1.610	W	W
1	CM244	4.850	1.150	2.010	0.100	2.413	N	A
1	CO60	11.500	2.900	12.100	0.700	0.950	A	A
1	CS137	469.000	61.000	444.000	22.000	1.056	A	A
1	K40	1170.000	134.000	1120.000	60.000	1.045	A	A
1	PU239	4.780	1.080	5.170	0.520	0.925	A	A
1	SR90	634.000	128.000	650.000	27.000	0.975	A	A

Matrix: WA Water Bq / L

1	AM241	1.950	0.230	2.130	0.150	0.915	A	A
1	CO60	234.000	21.000	234.000	8.400	1.000	A	A

Values for elemental uranium are reported in µg/filter, g, or mL. pCi/g or mL=Bq x 0.027**Evaluation:** A=Acceptable, W=Acceptable with Warning, N=Not Acceptable

If the evaluation system is not appropriate for the types of analyses performed in your lab, apply a site specific evaluation.

QAP 58 Results by Laboratory**Lab:** IS Severn Trent Laboratories - St. Louis

No. Test	Radionuclide	Reported Value	Reported Error	EML Value	EML Error	Reported EML	Evaluation	QAP 56 Evaluation
Matrix: WA Water Bq/L								
1	CS134	26.800	3.300	30.500	1.090	0.879	W	W
1	CS137	65.900	7.800	63.800	3.400	1.033	A	A
1	Gross Alpha	311.000	36.000	377.500	10.000	0.824	A	A
1	Gross Beta	582.000	60.000	627.500	10.000	0.927	A	A
1	H3	432.000	45.000	390.000	3.400	1.108	A	A
1	PU238	3.470	0.390	3.330	0.300	1.042	A	W
1	PU239	4.055	0.454	3.920	0.300	1.034	A	A
1	SR90	4.480	0.930	4.340	0.200	1.032	A	A
1	U234	2.042	0.135	2.050	0.190	0.996	A	A
1	U238	2.099	0.137	2.160	0.210	0.972	A	W
1	ug/g U	0.155	0.005	0.170	0.020	0.912	A	

Values for elemental uranium are reported in µg/filter, g, or mL. pCi/g or mL=Bq x 0.027

Evaluation: A=Acceptable, W=Acceptable with Warning, N=Not Acceptable

If the evaluation system is not appropriate for the types of analyses performed in your lab, apply a site specific evaluation.

QAP 58 Results by Laboratory**Lab:** IT STL Inc. Richland Washington

No. Test	Radionuclide	Reported Value	Reported Error	EML Value	EML Error	Reported EML	Evaluation	QAP 56 Evaluation
Matrix: AI Air Filter Bq / filter								
1	AM241	0.326	0.028	0.340	0.040	0.959	A	A
1	CO60	32.600	3.120	33.500	0.870	0.973	A	A
1	CS137	99.900	5.990	99.700	2.300	1.002	A	A
1	Gross Alpha	1.230	0.143	1.170	0.120	1.051	A	A
1	Gross Beta	1.760	0.146	1.500	0.150	1.173	A	A
1	MN54	43.400	3.320	43.800	1.130	0.991	A	A
1	PU238	0.536	0.041	0.520	0.010	1.031	A	N
1	PU239	0.328	0.026	0.330	0.010	0.994	A	N
1	SR90	0.934	0.100	2.800	0.140	0.334	N	A
1	U234	0.208	0.019	0.240	0.003	0.867	W	A
1	U238	0.227	0.021	0.240	0.010	0.946	A	A
1	ug/g U	19.100	1.050	19.700	0.760	0.970	A	

Matrix: SO Soil Bq / kg

1	AC228	63.900	4.900	57.600	2.500	1.109	A	W
1	AM241	23.200	1.980	15.600	1.000	1.487	W	A
1	BI212	88.000	9.330	60.600	4.000	1.452	N	
1	BI214	73.600	5.060	67.000	2.300	1.099	A	A
1	CS137	1733.000	104.000	1450.000	73.000	1.195	W	W
1	K40	709.000	44.000	636.000	33.000	1.115	A	A
1	PB212	67.000	5.700	57.900	2.900	1.157	A	A
1	PB214	83.800	6.410	71.100	2.300	1.179	A	A
1	PU239	24.800	1.990	23.400	1.100	1.060	A	A
1	SR90	66.300	11.400	64.400	3.100	1.030	A	A
1	TH234	262.000	54.400	127.000	7.100	2.063	W	A
1	U234	122.000	9.740	120.000	0.500	1.017	A	A
1	U238	123.000	9.800	125.000	0.300	0.984	A	A
1	ug/g U	9.240	0.480	10.100	0.300	0.915	A	

Matrix: VE Vegetation Bq / kg

1	AM241	3.300	0.350	3.510	0.130	0.940	A	A
1	CM244	1.840	0.220	2.010	0.100	0.915	A	A
1	CO60	14.600	1.420	12.100	0.700	1.207	A	A
1	CS137	541.000	32.200	444.000	22.000	1.218	W	W
1	K40	1387.000	82.100	1120.000	60.000	1.238	W	A
1	PU239	0.370	0.060	5.170	0.520	0.072	N	A
1	SR90	658.000	67.700	650.000	27.000	1.012	A	A

Matrix: WA Water Bq / L

1	AM241	2.340	0.200	2.130	0.150	1.099	A	A
1	CO60	227.000	16.200	234.000	8.400	0.970	A	A
1	CS134	27.300	2.040	30.500	1.090	0.895	W	A
1	CS137	63.200	3.920	63.800	3.400	0.991	A	A

Values for elemental uranium are reported in µg/filter, g, or mL. pCi/g or mL=Bq x 0.027**Evaluation:** A=Acceptable, W=Acceptable with Warning, N=Not Acceptable

If the evaluation system is not appropriate for the types of analyses performed in your lab, apply a site specific evaluation.

QAP 58 Results by Laboratory**Lab:** IT STL Inc. Richland Washington

No. Test	Radionuclide	Reported Value	Reported Error	EML Value	EML Error	Reported EML	Evaluation	QAP 56 Evaluation
Matrix: WA Water Bq/L								
1	Gross Alpha	336.000	25.900	377.500	10.000	0.890	A	N
1	Gross Beta	554.000	39.800	627.500	10.000	0.883	A	N
1	H3	402.000	14.800	390.000	3.400	1.031	A	A
1	PU238	3.680	0.280	3.330	0.300	1.105	W	A
1	PU239	4.410	0.330	3.920	0.300	1.125	W	A
1	SR90	5.030	0.580	4.340	0.200	1.159	W	A
1	U234	2.330	0.200	2.050	0.190	1.137	A	A
1	U238	2.280	0.190	2.160	0.210	1.056	A	A
1	ug/g U	0.170	0.010	0.170	0.020	1.000	A	

Values for elemental uranium are reported in µg/filter, g, or mL. pCi/g or mL=Bq x 0.027

Evaluation: A=Acceptable, W=Acceptable with Warning, N=Not Acceptable

If the evaluation system is not appropriate for the types of analyses performed in your lab, apply a site specific evaluation.

QAP 58 Results by Laboratory**Lab:** IV IT Corporation, Las Vegas, NV

No. Test	Radionuclide	Reported Value	Reported Error	EML Value	EML Error	Reported EML	Evaluation	QAP 56 Evaluation
---------------------	---------------------	---------------------------	---------------------------	----------------------	----------------------	-------------------------	-------------------	------------------------------

Matrix: SO Soil Bq/kg

1	CS137	1471.400	97.583	1450.000	73.000	1.015	A	
1	K40	661.360	148.280	636.000	33.000	1.040	A	

Matrix: WA Water Bq/L

1	CO60	224.220	13.548	234.000	8.400	0.958	A	
1	CS137	60.207	6.705	63.800	3.400	0.944	A	

Values for elemental uranium are reported in µg/filter, g, or mL. pCi/g or mL=Bq x 0.027**Evaluation:** A=Acceptable, W=Acceptable with Warning, N=Not AcceptableIf the evaluation system is not appropriate for the types of analyses performed in your lab, apply a site specific evaluation.

QAP 58 Results by Laboratory**Lab:** JL Jefferson Lab, Newport News, VA

No. Test	Radionuclide	Reported Value	Reported Error	EML Value	EML Error	Reported EML	Evaluation	QAP 56 Evaluation
Matrix: AI Air Filter Bq / filter								
1	CO60	34.800	1.250	33.500	0.870	1.039	A	A
2	CO60	35.600	1.130	33.500	0.870	1.063	A	A
3	CO60	35.800	0.970	33.500	0.870	1.069	A	A
1	CS137	110.200	4.280	99.700	2.300	1.105	A	A
2	CS137	108.800	4.100	99.700	2.300	1.091	A	A
3	CS137	108.200	3.910	99.700	2.300	1.085	A	A
3	MN54	48.100	1.750	43.800	1.130	1.098	A	A
2	MN54	47.800	1.920	43.800	1.130	1.091	A	A
1	MN54	47.900	2.100	43.800	1.130	1.094	A	A

Matrix: WA Water Bq / L

3	CO60	233.200	9.170	234.000	8.400	0.997	A	A
1	CO60	233.200	8.520	234.000	8.400	0.997	A	A
2	CO60	230.600	8.420	234.000	8.400	0.985	A	A
1	CS134	27.780	3.130	30.500	1.090	0.911	A	A
2	CS134	25.080	2.570	30.500	1.090	0.822	W	A
3	CS134	27.800	2.520	30.500	1.090	0.911	A	A
3	CS137	61.600	5.710	63.800	3.400	0.966	A	A
1	CS137	66.980	5.360	63.800	3.400	1.050	A	A
2	CS137	59.900	5.280	63.800	3.400	0.939	A	A

Values for elemental uranium are reported in µg/filter, g, or mL. pCi/g or mL=Bq x 0.027
Evaluation: A=Acceptable, W=Acceptable with Warning, N=Not Acceptable

If the evaluation system is not appropriate for the types of analyses performed in your lab, apply a site specific evaluation.

QAP 58 Results by Laboratory**Lab:** KA Knolls Atomic Power Lab, Schenectady

No. Test	Radionuclide	Reported Value	Reported Error	EML Value	EML Error	Reported EML	Evaluation	QAP 56 Evaluation
Matrix: AI Air Filter Bq / filter								
1	Gross Alpha	1.130	0.090	1.170	0.120	0.966	A	A
1	Gross Beta	1.520	0.090	1.500	0.150	1.013	A	A
Matrix: SO Soil Bq / kg								
1	CS137	1495.670	199.600	1450.000	73.000	1.031	A	A
1	K40	634.300	172.880	636.000	33.000	0.997	A	A
1	PU239	25.150	0.900	23.400	1.100	1.075	A	A
1	SR90	59.120	5.040	64.400	3.100	0.918	A	A
Matrix: WA Water Bq / L								
1	CO60	231.500	34.070	234.000	8.400	0.989	A	A
1	CS134	28.930	5.370	30.500	1.090	0.949	A	A
1	CS137	62.270	10.980	63.800	3.400	0.976	A	A
1	Gross Alpha	343.800	64.330	377.500	10.000	0.911	A	A
1	Gross Beta	606.630	83.370	627.500	10.000	0.967	A	A
1	H3	407.630	22.690	390.000	3.400	1.045	A	A
1	PU239	4.464	0.066	3.920	0.300	1.139	W	A
1	SR90	3.860	0.570	4.340	0.200	0.889	A	A
1	ug/g U	0.171	0.007	0.170	0.020	1.006	A	

Values for elemental uranium are reported in µg/filter, g, or mL. pCi/g or mL=Bq x 0.027

Evaluation: A=Acceptable, W=Acceptable with Warning, N=Not Acceptable

If the evaluation system is not appropriate for the types of analyses performed in your lab, apply a site specific evaluation.

QAP 58 Results by Laboratory**Lab:** KE Ulsin NPP Environmental Radiation Laboratory, South Korea

No. Test	Radionuclide	Reported Value	Reported Error	EML Value	EML Error	Reported EML	Evaluation	QAP 56 Evaluation
Matrix: AI Air Filter Bq / filter								
1	AM241	0.340	0.100	0.340	0.040	1.000	A	
1	CO60	28.260	0.150	33.500	0.870	0.844	W	
1	CS137	88.760	0.270	99.700	2.300	0.890	W	
1	MN54	38.490	1.360	43.800	1.130	0.879	W	
1	SR90	2.870	0.030	2.800	0.140	1.025	A	
Matrix: SO Soil Bq / kg								
1	AM241	12.970	1.770	15.600	1.000	0.831	W	
1	BI214	52.910	1.040	67.000	2.300	0.790	W	
1	CS137	1429.640	3.050	1450.000	73.000	0.986	A	
1	K40	625.760	9.170	636.000	33.000	0.984	A	
1	PB214	56.480	1.120	71.100	2.300	0.794	W	
1	SR90	57.510	0.990	64.400	3.100	0.893	A	
Matrix: VE Vegetation Bq / kg								
1	AM241	4.810	0.130	3.510	0.130	1.370	A	
1	CO60	12.410	0.080	12.100	0.700	1.026	A	
1	CS137	492.410	2.410	444.000	22.000	1.109	A	
1	K40	1168.050	5.810	1120.000	60.000	1.043	A	
1	SR90	624.860	1.840	650.000	27.000	0.961	A	

Values for elemental uranium are reported in $\mu\text{g}/\text{filter}$, g, or mL. pCi/g or mL=Bq x 0.027

Evaluation: A=Acceptable, W=Acceptable with Warning, N=Not Acceptable

If the evaluation system is not appropriate for the types of analyses performed in your lab, apply a site specific evaluation.

QAP 58 Results by Laboratory**Lab:** KO Korea Institute of Nuclear Safety

No. Test	Radionuclide	Reported Value	Reported Error	EML Value	EML Error	Reported EML	Evaluation	QAP 56 Evaluation
Matrix: AI Air Filter Bq / filter								
1	AM241	0.313	0.009	0.340	0.040	0.921	A	
1	Bq U	0.490	0.013	0.500	0.010	0.980	A	
1	CO60	35.100	0.750	33.500	0.870	1.048	A	
1	CS137	106.900	1.740	99.700	2.300	1.072	A	
1	Gross Alpha	1.040	0.070	1.170	0.120	0.889	A	
1	Gross Beta	1.700	0.080	1.500	0.150	1.133	A	
1	MN54	45.700	0.800	43.800	1.130	1.043	A	
1	PU238	0.489	0.017	0.520	0.010	0.940	A	
1	PU239	0.311	0.011	0.330	0.010	0.942	A	
1	SR90	2.490	0.040	2.800	0.140	0.889	A	
1	U234	0.242	0.006	0.240	0.003	1.008	A	
1	U238	0.239	0.006	0.240	0.010	0.996	A	
1	ug/g U	19.300	0.500	19.700	0.760	0.980	A	

Matrix: SO Soil Bq / kg

1	AC228	55.900	2.300	57.600	2.500	0.970	A	
1	BI212	59.400	4.500	60.600	4.000	0.980	A	
1	BI214	70.400	1.800	67.000	2.300	1.051	A	
1	Bq U	248.170	5.820	249.000	0.300	0.997	A	
1	CS137	1402.000	14.600	1450.000	73.000	0.967	A	
1	K40	635.900	14.500	636.000	33.000	1.000	A	
1	PB212	56.600	1.130	57.900	2.900	0.978	A	
1	PB214	75.200	1.840	71.100	2.300	1.058	A	
1	PU238	22.570	0.710	21.900	1.300	1.031	A	
1	PU239	23.430	0.730	23.400	1.100	1.001	A	
1	SR90	55.300	1.380	64.400	3.100	0.859	A	
1	TH234	117.000	5.600	127.000	7.100	0.921	A	
1	U234	119.810	4.020	120.000	0.500	0.998	A	
1	U238	123.550	4.170	125.000	0.300	0.988	A	
1	ug/g U	9.990	0.330	10.100	0.300	0.989	A	

Matrix: VE Vegetation Bq / kg

1	AM241	3.690	0.140	3.510	0.130	1.051	A	
1	CM244	1.930	0.090	2.010	0.100	0.960	A	
1	CO60	13.330	0.730	12.100	0.700	1.102	A	
1	CS137	489.400	8.650	444.000	22.000	1.102	A	
1	K40	1241.000	34.300	1120.000	60.000	1.108	A	
1	PU239	4.900	0.170	5.170	0.520	0.948	A	
1	SR90	631.000	6.930	650.000	27.000	0.971	A	

Matrix: WA Water Bq / L

1	AM241	2.401	0.068	2.130	0.150	1.127	A	
1	Bq U	4.397	0.122	4.290	0.390	1.025	A	

Values for elemental uranium are reported in µg/filter, g, or mL. pCi/g or mL=Bq x 0.027**Evaluation:** A=Acceptable, W=Acceptable with Warning, N=Not Acceptable

If the evaluation system is not appropriate for the types of analyses performed in your lab, apply a site specific evaluation.

QAP 58 Results by Laboratory**Lab:** KO Korea Institute of Nuclear Safety

No. Test	Radionuclide	Reported Value	Reported Error	EML Value	EML Error	Reported EML	Evaluation	QAP 56 Evaluation
Matrix: WA Water Bq/L								
1	CO60	240.000	2.200	234.000	8.400	1.026	A	
1	CS134	28.300	0.570	30.500	1.090	0.928	A	
1	CS137	64.000	0.730	63.800	3.400	1.003	A	
1	Gross Alpha	277.000	29.000	377.500	10.000	0.734	W	
1	Gross Beta	698.000	42.000	627.500	10.000	1.112	A	
1	H3	402.480	2.470	390.000	3.400	1.032	A	
1	PU238	3.509	0.114	3.330	0.300	1.054	A	
1	PU239	4.142	0.133	3.920	0.300	1.057	A	
1	SR90	3.680	0.110	4.340	0.200	0.848	A	
1	U234	2.153	0.059	2.050	0.190	1.050	A	
1	U238	2.164	0.059	2.160	0.210	1.002	A	
1	ug/g U	0.175	0.005	0.170	0.020	1.029	A	

Values for elemental uranium are reported in µg/filter, g, or mL. pCi/g or mL=Bq x 0.027

Evaluation: A=Acceptable, W=Acceptable with Warning, N=Not Acceptable

If the evaluation system is not appropriate for the types of analyses performed in your lab, apply a site specific evaluation.

QAP 58 Results by Laboratory**Lab:** KR Korea Atomic Energy Research Institute

No. Test	Radionuclide	Reported Value	Reported Error	EML Value	EML Error	Reported EML	Evaluation	QAP 56 Evaluation
Matrix: AI Air Filter Bq / filter								
1	AM241	0.300	0.100	0.340	0.040	0.882	A	A
1	CO60	34.000	1.300	33.500	0.870	1.015	A	A
1	CS137	106.000	4.000	99.700	2.300	1.063	A	A
1	Gross Alpha	1.120	0.030	1.170	0.120	0.957	A	A
1	Gross Beta	1.650	0.030	1.500	0.150	1.100	A	A
1	MN54	45.100	1.900	43.800	1.130	1.030	A	A
Matrix: SO Soil Bq / kg								
1	AC228	50.000	3.000	57.600	2.500	0.868	W	A
1	AM241	13.200	1.200	15.600	1.000	0.846	W	A
1	BI212	59.100	10.000	60.600	4.000	0.975	A	A
1	BI214	66.400	3.800	67.000	2.300	0.991	A	A
1	CS137	1415.900	56.400	1450.000	73.000	0.976	A	A
1	K40	620.100	32.900	636.000	33.000	0.975	A	A
1	PB212	53.100	2.400	57.900	2.900	0.917	A	A
1	PB214	69.100	3.600	71.100	2.300	0.972	A	A
1	SR90	50.100	0.700	64.400	3.100	0.778	W	W
Matrix: VE Vegetation Bq / kg								
1	AM241	4.700	1.500	3.510	0.130	1.339	A	
1	CO60	10.000	2.000	12.100	0.700	0.826	W	A
1	CS137	465.000	1.800	444.000	22.000	1.047	A	A
1	K40	1188.600	51.800	1120.000	60.000	1.061	A	A
1	SR90	590.500	5.000	650.000	27.000	0.908	A	A
Matrix: WA Water Bq / L								
1	AM241	1.300	0.300	2.130	0.150	0.610	N	A
1	CO60	113.900	4.400	234.000	8.400	0.487	N	A
1	CS134	14.600	1.000	30.500	1.090	0.479	N	A
1	CS137	30.800	1.600	63.800	3.400	0.483	N	A
1	Gross Alpha	227.000	3.000	377.500	10.000	0.601	W	
1	Gross Beta	618.000	7.000	627.500	10.000	0.985	A	
1	H3	423.000	19.000	390.000	3.400	1.085	A	
1	PU238	4.300	0.600	3.330	0.300	1.291	N	
1	PU239	3.500	0.500	3.920	0.300	0.893	W	
1	SR90	6.200	0.200	4.340	0.200	1.429	N	W
1	U234	2.400	0.100	2.050	0.190	1.171	W	A
1	U238	2.300	0.100	2.160	0.210	1.065	A	A

Values for elemental uranium are reported in µg/filter, g, or mL. pCi/g or mL=Bq x 0.027
Evaluation: A=Acceptable, W=Acceptable with Warning, N=Not Acceptable

If the evaluation system is not appropriate for the types of analyses performed in your lab, apply a site specific evaluation.

QAP 58 Results by Laboratory**Lab:** KS Radiochemistry Laboratory, DHEL, KDHE, Kansas

No. Test	Radionuclide	Reported Value	Reported Error	EML Value	EML Error	Reported EML	Evaluation	QAP 56 Evaluation
Matrix: AI Air Filter Bq / filter								
1	AM241	0.350	0.040	0.340	0.040	1.029	A	N
1	CO60	36.600	1.010	33.500	0.870	1.093	A	A
1	CS137	110.200	1.670	99.700	2.300	1.105	A	A
1	MN54	50.200	1.700	43.800	1.130	1.146	A	A
Matrix: SO Soil Bq / kg								
1	AC228	59.800	7.100	57.600	2.500	1.038	A	W
1	AM241	17.300	1.000	15.600	1.000	1.109	A	A
1	CS137	1444.000	13.200	1450.000	73.000	0.996	A	A
1	K40	650.900	7.800	636.000	33.000	1.023	A	A
Matrix: VE Vegetation Bq / kg								
1	AM241	3.300	0.100	3.510	0.130	0.940	A	W
1	CO60	15.100	0.200	12.100	0.700	1.248	W	A
1	CS137	474.500	5.700	444.000	22.000	1.069	A	A
1	K40	1357.000	16.300	1120.000	60.000	1.212	A	A
Matrix: WA Water Bq / L								
1	AM241	2.500	0.300	2.130	0.150	1.174	A	W
1	CS134	27.100	1.400	30.500	1.090	0.889	W	A
1	CS137	60.000	1.700	63.800	3.400	0.940	A	A
1	Gross Alpha	386.700	13.200	377.500	10.000	1.024	A	A
1	Gross Beta	630.100	16.500	627.500	10.000	1.004	A	A
1	H3	382.800	10.000	390.000	3.400	0.982	A	A

Values for elemental uranium are reported in µg/filter, g, or mL. pCi/g or mL=Bq x 0.027
Evaluation: A=Acceptable, W=Acceptable with Warning, N=Not Acceptable

If the evaluation system is not appropriate for the types of analyses performed in your lab, apply a site specific evaluation.

QAP 58 Results by Laboratory**Lab:** KT Korea Radiation Technology Institute Co.

No. Test	Radionuclide	Reported Value	Reported Error	EML Value	EML Error	Reported EML	Evaluation	QAP 56 Evaluation
Matrix: AI Air Filter Bq / filter								
1	Bq U	0.404	0.018	0.500	0.010	0.807	W	
1	CO60	37.460	1.900	33.500	0.870	1.118	W	
1	CS137	114.600	4.500	99.700	2.300	1.149	A	
1	MN54	49.970	2.150	43.800	1.130	1.141	A	
1	SR90	2.493	0.114	2.800	0.140	0.890	A	
1	U234	0.195	0.013	0.240	0.003	0.813	W	
1	U238	0.201	0.013	0.240	0.010	0.840	W	
1	ug/g U	0.016	0.001	19.700	0.760	0.001	N	

Matrix: SO Soil Bq / kg

1	AC228	43.100	10.600	57.600	2.500	0.748	N	
1	AM241	9.350	4.120	15.600	1.000	0.599	N	
1	BI212	67.400	11.000	60.600	4.000	1.112	A	
1	BI214	52.700	9.700	67.000	2.300	0.787	W	
1	Bq U	229.965	11.416	249.000	0.300	0.924	A	
1	CS137	1340.000	44.700	1450.000	73.000	0.924	A	
1	K40	567.000	34.700	636.000	33.000	0.892	W	
1	PB212	54.400	5.200	57.900	2.900	0.940	A	
1	PB214	54.600	5.600	71.100	2.300	0.768	W	
1	SR90	49.173	3.539	64.400	3.100	0.764	W	
1	TH234	107.100	38.800	127.000	7.100	0.843	A	
1	U234	109.340	9.284	120.000	0.500	0.911	A	
1	U238	114.587	6.595	125.000	0.300	0.917	A	
1	ug/g U	9.287	0.530	10.100	0.300	0.919	A	

Matrix: VE Vegetation Bq / kg

1	CO60	12.310	1.740	12.100	0.700	1.017	A	
1	CS137	472.100	16.800	444.000	22.000	1.063	A	
1	K40	1134.000	67.250	1120.000	60.000	1.013	A	
1	SR90	610.646	16.043	650.000	27.000	0.939	A	

Matrix: WA Water Bq / L

1	Bq U	4.036	0.178	4.290	0.390	0.941	A	
1	CO60	224.900	10.600	234.000	8.400	0.961	A	
1	CS134	27.950	2.650	30.500	1.090	0.916	A	
1	CS137	58.360	2.990	63.800	3.400	0.915	A	
1	H3	244.833	0.919	390.000	3.400	0.628	N	
1	SR90	3.829	0.400	4.340	0.200	0.882	A	
1	U234	1.965	0.125	2.050	0.190	0.959	A	
1	U238	1.996	0.126	2.160	0.210	0.924	A	
1	ug/g U	0.161	0.010	0.170	0.020	0.949	A	

Values for elemental uranium are reported in µg/filter, g, or mL. pCi/g or mL=Bq x 0.027**Evaluation:** A=Acceptable, W=Acceptable with Warning, N=Not Acceptable

If the evaluation system is not appropriate for the types of analyses performed in your lab, apply a site specific evaluation.

QAP 58 Results by Laboratory**Lab:** LA Los Alamos National Laboratory, NM

No. Test	Radionuclide	Reported Value	Reported Error	EML Value	EML Error	Reported EML	Evaluation	QAP 56 Evaluation
Matrix: SO Soil Bq/kg								
2	AC228	50.100	6.800	57.600	2.500	0.870	A	W
3	AC228	55.900	7.200	57.600	2.500	0.970	A	W
1	AC228	54.900	6.800	57.600	2.500	0.953	A	W
3	AM241	13.520	2.325	15.600	1.000	0.867	W	A
2	AM241	11.530	2.093	15.600	1.000	0.739	W	A
1	AM241	13.020	2.150	15.600	1.000	0.835	W	A
1	BI212	46.300	8.400	60.600	4.000	0.764	A	A
3	BI212	45.000	8.500	60.600	4.000	0.743	A	A
2	BI212	56.400	9.800	60.600	4.000	0.931	A	A
1	BI214	56.900	6.800	67.000	2.300	0.849	W	W
2	BI214	61.500	7.400	67.000	2.300	0.918	A	W
3	BI214	57.900	6.900	67.000	2.300	0.864	W	W
1	CS137	1404.000	155.000	1450.000	73.000	0.968	A	W
2	CS137	1406.000	155.000	1450.000	73.000	0.970	A	W
3	CS137	1405.000	155.000	1450.000	73.000	0.969	A	W
1	K40	610.000	69.000	636.000	33.000	0.959	A	W
2	K40	578.000	66.000	636.000	33.000	0.909	A	W
3	K40	594.000	68.000	636.000	33.000	0.934	A	W
1	PB212	55.000	6.300	57.900	2.900	0.950	A	N
2	PB212	51.900	6.000	57.900	2.900	0.896	A	N
3	PB212	50.900	5.900	57.900	2.900	0.879	W	N
2	PB214	59.000	6.900	71.100	2.300	0.830	W	N
1	PB214	56.400	6.700	71.100	2.300	0.793	W	N
3	PB214	57.500	6.800	71.100	2.300	0.809	W	N
2	PU239	24.350	2.857	23.400	1.100	1.041	A	A
3	PU239	23.150	2.724	23.400	1.100	0.989	A	A
1	PU239	24.080	2.830	23.400	1.100	1.029	A	A
2	TH234	108.000	12.000	127.000	7.100	0.850	A	A
1	TH234	110.000	13.000	127.000	7.100	0.866	A	A
3	TH234	110.000	13.000	127.000	7.100	0.866	A	A
2	U234	115.600	14.140	120.000	0.500	0.963	A	
3	U234	116.200	14.230	120.000	0.500	0.968	A	
1	U234	114.800	14.050	120.000	0.500	0.957	A	
1	U238	123.500	15.120	125.000	0.300	0.988	A	
2	U238	122.000	14.920	125.000	0.300	0.976	A	
3	U238	125.200	15.330	125.000	0.300	1.002	A	

Matrix: VE Vegetation Bq/kg

3	AM241	3.216	0.308	3.510	0.130	0.916	A	A
2	AM241	3.317	0.306	3.510	0.130	0.945	A	A
1	AM241	3.207	0.297	3.510	0.130	0.914	A	A
3	CO60	13.200	1.800	12.100	0.700	1.091	A	A
2	CO60	13.800	1.700	12.100	0.700	1.140	A	A
1	CO60	10.600	1.400	12.100	0.700	0.876	W	A
3	CS137	434.000	48.000	444.000	22.000	0.977	A	A
2	CS137	434.000	48.000	444.000	22.000	0.977	A	A

Values for elemental uranium are reported in µg/filter, g, or mL. pCi/g or mL=Bq x 0.027**Evaluation:** A=Acceptable, W=Acceptable with Warning, N=Not Acceptable

If the evaluation system is not appropriate for the types of analyses performed in your lab, apply a site specific evaluation.

QAP 58 Results by Laboratory**Lab:** LA Los Alamos National Laboratory, NM

No. Test	Radionuclide	Reported Value	Reported Error	EML Value	EML Error	Reported EML	Evaluation	QAP 56 Evaluation
Matrix: VE Vegetation Bq/kg								
1	CS137	436.000	48.000	444.000	22.000	0.982	A	A
3	K40	1022.000	115.000	1120.000	60.000	0.913	A	A
1	K40	1060.000	119.000	1120.000	60.000	0.946	A	A
2	K40	1027.000	116.000	1120.000	60.000	0.917	A	A
2	PU239	5.004	0.595	5.170	0.520	0.968	A	A
3	PU239	4.680	0.558	5.170	0.520	0.905	A	A
1	PU239	5.185	0.619	5.170	0.520	1.003	A	A

Matrix: WA Water Bq/L

1	AM241	2.182	0.330	2.130	0.150	1.024	A	A
2	AM241	2.008	0.305	2.130	0.150	0.943	A	A
3	AM241	1.952	0.294	2.130	0.150	0.916	A	A
1	CO60	231.000	26.000	234.000	8.400	0.987	A	A
2	CO60	230.000	26.000	234.000	8.400	0.983	A	A
3	CO60	236.000	25.000	234.000	8.400	1.009	A	A
1	CS134	29.300	3.300	30.500	1.090	0.961	A	A
2	CS134	28.900	3.300	30.500	1.090	0.948	A	A
3	CS134	27.800	3.100	30.500	1.090	0.911	A	A
1	CS137	62.100	6.900	63.800	3.400	0.973	A	A
2	CS137	62.000	6.900	63.800	3.400	0.972	A	A
3	CS137	62.000	6.900	63.800	3.400	0.972	A	A
1	H3	362.600	40.700	390.000	3.400	0.930	A	A
2	H3	373.700	40.700	390.000	3.400	0.958	A	A
3	H3	381.100	40.700	390.000	3.400	0.977	A	A
3	PU238	3.493	0.507	3.330	0.300	1.049	A	A
1	PU238	3.641	0.528	3.330	0.300	1.093	A	A
2	PU238	3.275	0.475	3.330	0.300	0.983	A	A
3	PU239	4.208	0.610	3.920	0.300	1.073	A	A
1	PU239	4.266	0.619	3.920	0.300	1.088	A	A
2	PU239	4.057	0.588	3.920	0.300	1.035	A	A
2	U234	2.179	0.328	2.050	0.190	1.063	A	
1	U234	2.223	0.334	2.050	0.190	1.084	A	
3	U234	2.293	0.345	2.050	0.190	1.119	A	
2	U238	2.159	0.325	2.160	0.210	1.000	A	
3	U238	2.234	0.336	2.160	0.210	1.034	A	
1	U238	2.241	0.337	2.160	0.210	1.037	A	

Values for elemental uranium are reported in µg/filter, g, or mL. pCi/g or mL=Bq x 0.027
Evaluation: A=Acceptable, W=Acceptable with Warning, N=Not Acceptable

If the evaluation system is not appropriate for the types of analyses performed in your lab, apply a site specific evaluation.

QAP 58 Results by Laboratory**Lab:** LB Lawrence Berkeley Lab UCB

No. Test	Radionuclide	Reported Value	Reported Error	EML Value	EML Error	Reported EML	Evaluation	QAP 56 Evaluation
Matrix: AI Air Filter Bq / filter								
1	CO60	29.000	2.000	33.500	0.870	0.866	W	A
1	CS137	86.000	5.000	99.700	2.300	0.863	W	A
1	Gross Alpha	0.970	0.050	1.170	0.120	0.829	W	A
1	Gross Beta	1.630	0.080	1.500	0.150	1.087	A	A
Matrix: SO Soil Bq / kg								
1	AC228	57.000	5.000	57.600	2.500	0.990	A	
1	BI212	61.000	4.000	60.600	4.000	1.007	A	
1	BI214	63.000	6.000	67.000	2.300	0.940	A	A
1	CS137	1337.000	134.000	1450.000	73.000	0.922	A	A
1	K40	587.000	72.000	636.000	33.000	0.923	A	A
1	PB212	46.000	5.000	57.900	2.900	0.794	W	
1	PB214	62.000	6.000	71.100	2.300	0.872	W	
1	TH234	95.000	17.000	127.000	7.100	0.748	W	
Matrix: VE Vegetation Bq / kg								
1	CO60	14.000	2.000	12.100	0.700	1.157	A	A
1	CS137	519.000	43.000	444.000	22.000	1.169	A	A
1	K40	1314.000	130.000	1120.000	60.000	1.173	A	W
Matrix: WA Water Bq / L								
1	AM241	2.100	0.300	2.130	0.150	0.986	A	
1	CO60	239.000	18.000	234.000	8.400	1.021	A	A
1	CS134	27.000	2.000	30.500	1.090	0.885	W	W
1	CS137	66.000	4.000	63.800	3.400	1.034	A	A
1	Gross Alpha	569.000	87.000	377.500	10.000	1.507	N	
1	Gross Beta	703.000	41.000	627.500	10.000	1.120	A	
1	H3	483.000	32.000	390.000	3.400	1.238	A	
1	PU238	0.520	0.080	3.330	0.300	0.156	N	
1	PU239	0.840	0.110	3.920	0.300	0.214	N	
1	U234	2.300	0.100	2.050	0.190	1.122	A	
1	U238	2.200	0.100	2.160	0.210	1.019	A	

Values for elemental uranium are reported in $\mu\text{g}/\text{filter}$, g, or mL. pCi/g or mL=Bq x 0.027

Evaluation: A=Acceptable, W=Acceptable with Warning, N=Not Acceptable

If the evaluation system is not appropriate for the types of analyses performed in your lab, apply a site specific evaluation.

QAP 58 Results by Laboratory**Lab:** LI Lionville Laboratory, Inc. PA

No. Test	Radionuclide	Reported Value	Reported Error	EML Value	EML Error	Reported EML	Evaluation	QAP 56 Evaluation
Matrix: AI Air Filter Bq / filter								
1	Gross Alpha	1.200	0.100	1.170	0.120	1.026	A	A
1	Gross Beta	1.600	0.100	1.500	0.150	1.067	A	A
Matrix: WA Water Bq / L								
1	Gross Alpha	299.700	30.700	377.500	10.000	0.794	A	A
1	Gross Beta	625.700	34.200	627.500	10.000	0.997	A	A
1	H3	331.800	32.200	390.000	3.400	0.851	W	A

Values for elemental uranium are reported in µg/filter, g, or mL. pCi/g or mL=Bq x 0.027

Evaluation: A=Acceptable, W=Acceptable with Warning, N=Not Acceptable

If the evaluation system is not appropriate for the types of analyses performed in your lab, apply a site specific evaluation.

QAP 58 Results by Laboratory**Lab:** LL LLNL Chemistry and Material Science/Environmental

No. Test	Radionuclide	Reported Value	Reported Error	EML Value	EML Error	Reported EML	Evaluation	QAP 56 Evaluation
Matrix: AI Air Filter Bq / filter								
1	CO60	44.100	3.840	33.500	0.870	1.316	N	W
1	CS137	136.000	19.560	99.700	2.300	1.364	N	W
1	Gross Alpha	1.150	0.060	1.170	0.120	0.983	A	
1	Gross Beta	1.640	0.180	1.500	0.150	1.093	A	
1	MN54	61.100	12.700	43.800	1.130	1.395	N	W
1	PU238	0.507	0.078	0.520	0.010	0.975	A	
1	PU239	0.319	0.050	0.330	0.010	0.967	A	
Matrix: SO Soil Bq / kg								
1	CS137	1290.000	175.000	1450.000	73.000	0.890	W	A
1	K40	594.000	89.800	636.000	33.000	0.934	A	A
1	PU238	0.891	0.085	21.900	1.300	0.041	N	A
1	PU239	0.947	0.089	23.400	1.100	0.040	N	A
Matrix: WA Water Bq / L								
1	AM241	2.260	0.158	2.130	0.150	1.061	A	A
1	CO60	246.000	20.000	234.000	8.400	1.051	A	A
1	CS134	24.600	3.000	30.500	1.090	0.807	W	
1	CS137	65.400	10.460	63.800	3.400	1.025	A	A
1	Gross Alpha	222.000	5.420	377.500	10.000	0.588	W	
1	Gross Beta	618.000	6.480	627.500	10.000	0.985	A	
1	H3	395.000	8.400	390.000	3.400	1.013	A	A
1	PU238	3.680	0.246	3.330	0.300	1.105	W	A
1	PU239	4.260	0.280	3.920	0.300	1.087	A	A
1	U234	1.960	0.176	2.050	0.190	0.956	A	W
1	U238	1.960	0.176	2.160	0.210	0.907	A	N

Values for elemental uranium are reported in $\mu\text{g}/\text{filter}$, g, or mL. pCi/g or mL=Bq x 0.027
Evaluation: A=Acceptable, W=Acceptable with Warning, N=Not Acceptable

If the evaluation system is not appropriate for the types of analyses performed in your lab, apply a site specific evaluation.

QAP 58 Results by Laboratory**Lab:** LN Los Alamos National Lab, ES&H

No. Test	Radionuclide	Reported Value	Reported Error	EML Value	EML Error	Reported EML	Evaluation	QAP 56 Evaluation
Matrix: AI Air Filter Bq / filter								
1	CO60	33.000	3.000	33.500	0.870	0.985	A	A
1	CS137	100.000	5.000	99.700	2.300	1.003	A	A
1	Gross Alpha	1.000	0.050	1.170	0.120	0.855	A	A
1	Gross Beta	1.550	0.050	1.500	0.150	1.033	A	W
1	MN54	43.000	4.000	43.800	1.130	0.982	A	A

Matrix: WA Water Bq / L

1	CO60	212.000	10.000	234.000	8.400	0.906	A	A
1	CS134	30.000	3.000	30.500	1.090	0.984	A	A
1	CS137	58.000	4.000	63.800	3.400	0.909	A	W
1	H3	454.000	20.000	390.000	3.400	1.164	A	

Values for elemental uranium are reported in µg/filter, g, or mL. pCi/g or mL=Bq x 0.027

Evaluation: A=Acceptable, W=Acceptable with Warning, N=Not Acceptable

If the evaluation system is not appropriate for the types of analyses performed in your lab, apply a site specific evaluation.

QAP 58 Results by Laboratory**Lab:** LV UNLV, Dept of Health Physics

No. Test	Radionuclide	Reported Value	Reported Error	EML Value	EML Error	Reported EML	Evaluation	QAP 56 Evaluation
Matrix: AI Air Filter Bq / filter								
1	AM241	0.530	0.049	0.340	0.040	1.559	W	N
1	CO60	33.200	0.700	33.500	0.870	0.991	A	A
1	CS137	136.000	5.000	99.700	2.300	1.364	N	A
1	Gross Alpha	1.350	0.040	1.170	0.120	1.154	A	A
1	Gross Beta	1.640	0.040	1.500	0.150	1.093	A	A
1	MN54	43.600	1.300	43.800	1.130	0.995	A	A

Matrix: SO Soil Bq / kg

1	AC228	65.300	2.000	57.600	2.500	1.134	A	A
1	AM241	12.600	0.800	15.600	1.000	0.808	W	W
1	BI212	47.000	2.600	60.600	4.000	0.776	A	A
1	BI214	77.300	1.800	67.000	2.300	1.154	A	A
1	CS137	1680.000	56.000	1450.000	73.000	1.159	A	A
1	K40	710.000	60.000	636.000	33.000	1.116	A	A
1	PB212	67.200	7.800	57.900	2.900	1.161	A	W
1	PB214	80.600	6.400	71.100	2.300	1.134	A	W
1	TH234	115.000	7.000	127.000	7.100	0.906	A	A

Matrix: VE Vegetation Bq / kg

1	AM241	2.430	0.440	3.510	0.130	0.692	N	W
1	CO60	12.700	0.500	12.100	0.700	1.050	A	N
1	CS137	463.000	15.000	444.000	22.000	1.043	A	A
1	K40	1150.000	50.000	1120.000	60.000	1.027	A	W

Matrix: WA Water Bq / L

1	AM241	2.380	0.270	2.130	0.150	1.117	A	A
1	CO60	246.000	5.000	234.000	8.400	1.051	A	A
1	CS134	28.000	0.600	30.500	1.090	0.918	A	A
1	CS137	65.500	2.100	63.800	3.400	1.027	A	A
1	Gross Alpha	319.000	14.000	377.500	10.000	0.845	A	A
1	Gross Beta	590.000	18.000	627.500	10.000	0.940	A	A
1	H3	428.000	10.000	390.000	3.400	1.097	A	A

Values for elemental uranium are reported in µg/filter, g, or mL. pCi/g or mL=Bq x 0.027**Evaluation:** A=Acceptable, W=Acceptable with Warning, N=Not Acceptable

If the evaluation system is not appropriate for the types of analyses performed in your lab, apply a site specific evaluation.

QAP 58 Results by Laboratory**Lab:** LW Lawrence Livermore National Lab, Waste

No. Test	Radionuclide	Reported Value	Reported Error	EML Value	EML Error	Reported EML	Evaluation	QAP 56 Evaluation
Matrix: SO Soil Bq/kg								
1	AM241	13.200	2.900	15.600	1.000	0.846	W	W
1	CS137	1300.000	6.200	1450.000	73.000	0.897	W	A
1	K40	680.000	8.200	636.000	33.000	1.069	A	A
1	PU238	30.300	4.440	21.900	1.300	1.384	A	A
1	PU239	27.200	4.100	23.400	1.100	1.162	W	A
1	U234	103.000	8.990	120.000	0.500	0.858	A	A
1	U238	108.000	9.370	125.000	0.300	0.864	A	A

Matrix: WA Water Bq/L

1	AM241	2.160	0.255	2.130	0.150	1.014	A	A
1	CO60	230.000	4.500	234.000	8.400	0.983	A	W
1	CS134	26.000	5.100	30.500	1.090	0.852	W	N
1	CS137	64.000	7.200	63.800	3.400	1.003	A	A
1	Gross Alpha	370.000	6.800	377.500	10.000	0.980	A	A
1	Gross Beta	710.000	4.000	627.500	10.000	1.131	A	A
1	H3	410.000	5.800	390.000	3.400	1.051	A	A
1	PU238	3.420	0.298	3.330	0.300	1.027	A	A
1	PU239	3.910	0.349	3.920	0.300	0.997	A	A
1	U234	2.070	0.237	2.050	0.190	1.010	A	W
1	U238	2.080	0.282	2.160	0.210	0.963	A	A

Values for elemental uranium are reported in µg/filter, g, or mL. pCi/g or mL=Bq x 0.027
Evaluation: A=Acceptable, W=Acceptable with Warning, N=Not Acceptable

If the evaluation system is not appropriate for the types of analyses performed in your lab, apply a site specific evaluation.

QAP 58 Results by Laboratory**Lab:** ME Radiation Control Program, Jamaica Plain, MA

No. Test	Radionuclide	Reported Value	Reported Error	EML Value	EML Error	Reported EML	Evaluation	QAP 56 Evaluation
Matrix: AI Air Filter Bq / filter								
1	CO60	36.000	0.500	33.500	0.870	1.075	A	A
2	CO60	36.000	0.500	33.500	0.870	1.075	A	A
3	CO60	36.000	0.500	33.500	0.870	1.075	A	A
1	CS137	112.000	2.100	99.700	2.300	1.123	A	A
2	CS137	112.000	2.100	99.700	2.300	1.123	A	A
3	CS137	112.000	2.200	99.700	2.300	1.123	A	A
1	Gross Alpha	1.680	0.050	1.170	0.120	1.436	N	A
2	Gross Alpha	1.630	0.060	1.170	0.120	1.393	W	A
3	Gross Alpha	1.540	0.060	1.170	0.120	1.316	W	A
4	Gross Alpha	1.670	0.050	1.170	0.120	1.427	W	A
4	Gross Beta	1.510	0.040	1.500	0.150	1.007	A	A
2	Gross Beta	1.580	0.040	1.500	0.150	1.053	A	A
3	Gross Beta	1.430	0.040	1.500	0.150	0.953	A	A
1	Gross Beta	1.590	0.040	1.500	0.150	1.060	A	A
1	MN54	48.000	0.900	43.800	1.130	1.096	A	A
3	MN54	48.000	0.900	43.800	1.130	1.096	A	A
2	MN54	48.000	0.900	43.800	1.130	1.096	A	A

Matrix: SO Soil Bq / kg

3	AC228	55.000	1.700	57.600	2.500	0.955	A	W
2	AC228	59.200	1.400	57.600	2.500	1.028	A	W
1	AC228	58.900	1.800	57.600	2.500	1.023	A	W
3	AM241	12.200	2.000	15.600	1.000	0.782	W	A
2	AM241	12.300	2.000	15.600	1.000	0.788	W	A
1	AM241	12.900	2.200	15.600	1.000	0.827	W	A
1	BI212	71.400	4.800	60.600	4.000	1.178	W	A
2	BI212	73.200	14.500	60.600	4.000	1.208	W	A
3	BI212	74.400	11.600	60.600	4.000	1.228	W	A
3	BI214	62.200	1.800	67.000	2.300	0.928	A	W
2	BI214	71.800	2.100	67.000	2.300	1.072	A	W
1	BI214	68.100	2.200	67.000	2.300	1.016	A	W
2	CS137	1506.000	36.000	1450.000	73.000	1.039	A	A
1	CS137	1498.000	35.000	1450.000	73.000	1.033	A	A
3	CS137	1513.000	36.000	1450.000	73.000	1.043	A	A
2	K40	692.000	23.800	636.000	33.000	1.088	A	A
3	K40	702.000	24.000	636.000	33.000	1.104	A	A
1	K40	647.000	22.900	636.000	33.000	1.017	A	A
3	PB212	43.300	2.600	57.900	2.900	0.748	N	A
2	PB212	49.200	2.700	57.900	2.900	0.850	W	A
1	PB212	50.300	2.800	57.900	2.900	0.869	W	A
1	PB214	69.900	2.900	71.100	2.300	0.983	A	A
2	PB214	69.900	2.500	71.100	2.300	0.983	A	A
3	PB214	63.300	3.200	71.100	2.300	0.890	A	A
1	TH234	138.000	15.400	127.000	7.100	1.087	A	W
2	TH234	144.000	11.200	127.000	7.100	1.134	A	W
3	TH234	119.000	10.300	127.000	7.100	0.937	A	W

Values for elemental uranium are reported in µg/filter, g, or mL. pCi/g or mL=Bq x 0.027**Evaluation:** A=Acceptable, W=Acceptable with Warning, N=Not Acceptable

If the evaluation system is not appropriate for the types of analyses performed in your lab, apply a site specific evaluation.

QAP 58 Results by Laboratory**Lab:** ME Radiation Control Program, Jamaica Plain, MA

No. Test	Radionuclide	Reported Value	Reported Error	EML Value	EML Error	Reported EML	Evaluation	QAP 56 Evaluation
Matrix: VE Vegetation Bq/kg								
3	CO60	20.500	0.900	12.100	0.700	1.694	N	A
1	CO60	16.800	0.800	12.100	0.700	1.388	W	A
2	CO60	19.200	2.300	12.100	0.700	1.587	N	A
2	CS137	573.000	15.700	444.000	22.000	1.291	W	W
1	CS137	566.000	15.000	444.000	22.000	1.275	W	W
3	CS137	570.000	14.500	444.000	22.000	1.284	W	W
2	K40	1576.000	71.000	1120.000	60.000	1.407	N	A
1	K40	1476.000	56.000	1120.000	60.000	1.318	W	A
3	K40	1569.000	72.000	1120.000	60.000	1.401	N	A

Matrix: WA Water Bq/L

2	AM241	2.200	0.300	2.130	0.150	1.033	A	W
1	AM241	2.000	0.200	2.130	0.150	0.939	A	W
1	CO60	247.000	3.800	234.000	8.400	1.056	A	A
3	CO60	247.000	3.800	234.000	8.400	1.056	A	A
2	CO60	247.000	3.800	234.000	8.400	1.056	A	A
2	CS134	28.000	0.400	30.500	1.090	0.918	A	A
1	CS134	28.000	0.400	30.500	1.090	0.918	A	A
3	CS134	28.000	0.500	30.500	1.090	0.918	A	A
2	CS137	68.000	1.500	63.800	3.400	1.066	A	A
1	CS137	68.000	1.700	63.800	3.400	1.066	A	A
3	CS137	68.000	1.700	63.800	3.400	1.066	A	A
1	H3	406.000	12.000	390.000	3.400	1.041	A	W
2	H3	405.000	12.000	390.000	3.400	1.038	A	W

Values for elemental uranium are reported in µg/filter, g, or mL. pCi/g or mL=Bq x 0.027
Evaluation: A=Acceptable, W=Acceptable with Warning, N=Not Acceptable

If the evaluation system is not appropriate for the types of analyses performed in your lab, apply a site specific evaluation.

QAP 58 Results by Laboratory**Lab:** MH Maine Health & Environmental Testing Laboratory

No. Test	Radionuclide	Reported Value	Reported Error	EML Value	EML Error	Reported EML	Evaluation	QAP 56 Evaluation
----------	--------------	----------------	----------------	-----------	-----------	--------------	------------	-------------------

Matrix: AI Air Filter Bq / filter

1	CO60	37.900	0.900	33.500	0.870	1.131	W	
1	CS137	127.500	4.400	99.700	2.300	1.279	W	
1	MN54	54.300	1.800	43.800	1.130	1.240	W	

Matrix: SO Soil Bq / kg

1	AC228	54.400	3.200	57.600	2.500	0.944	A	
1	AM241	9.070	1.100	15.600	1.000	0.581	N	
1	BI212	29.400	2.500	60.600	4.000	0.485	N	
1	BI214	54.400	1.500	67.000	2.300	0.812	W	
1	CS137	1430.600	64.100	1450.000	73.000	0.987	A	
1	K40	676.000	28.700	636.000	33.000	1.063	A	
1	PB212	53.100	3.700	57.900	2.900	0.917	A	
1	PB214	62.500	2.600	71.100	2.300	0.879	W	

Matrix: VE Vegetation Bq / kg

1	AM241	3.850	0.520	3.510	0.130	1.097	A	
1	CO60	12.300	0.500	12.100	0.700	1.017	A	
1	CS137	462.800	7.000	444.000	22.000	1.042	A	
1	K40	1318.400	55.500	1120.000	60.000	1.177	A	

Values for elemental uranium are reported in µg/filter, g, or mL. pCi/g or mL=Bq x 0.027

Evaluation: A=Acceptable, W=Acceptable with Warning, N=Not Acceptable

If the evaluation system is not appropriate for the types of analyses performed in your lab, apply a site specific evaluation.

QAP 58 Results by Laboratory**Lab:** MI Massachusetts Institute of Technology

No. Test	Radionuclide	Reported Value	Reported Error	EML Value	EML Error	Reported EML	Evaluation	QAP 56 Evaluation
Matrix: AI Air Filter Bq / filter								
1	CO60	33.947	0.912	33.500	0.870	1.013	A	A
1	CS137	100.698	3.650	99.700	2.300	1.010	A	A
1	Gross Alpha	1.018	0.041	1.170	0.120	0.870	A	A
1	Gross Beta	2.160	0.049	1.500	0.150	1.440	N	A
1	MN54	43.781	1.486	43.800	1.130	1.000	A	A
Matrix: WA Water Bq / L								
1	AM241	2.580	0.204	2.130	0.150	1.211	W	A
2	AM241	2.658	0.207	2.130	0.150	1.248	W	A
2	CO60	248.713	5.405	234.000	8.400	1.063	A	A
1	CO60	245.520	5.334	234.000	8.400	1.049	A	A
1	CS134	30.458	0.707	30.500	1.090	0.999	A	A
2	CS134	31.318	0.721	30.500	1.090	1.027	A	A
2	CS137	68.641	2.936	63.800	3.400	1.076	A	A
1	CS137	68.087	2.913	63.800	3.400	1.067	A	A
2	Gross Alpha	308.330	44.880	377.500	10.000	0.817	A	N
1	Gross Alpha	341.740	64.220	377.500	10.000	0.905	A	N
2	Gross Beta	864.040	76.490	627.500	10.000	1.377	W	A
1	Gross Beta	929.060	96.770	627.500	10.000	1.481	N	A
1	H3	345.500	9.000	390.000	3.400	0.886	W	A
2	H3	326.500	8.600	390.000	3.400	0.837	W	A

Values for elemental uranium are reported in µg/filter, g, or mL. pCi/g or mL=Bq x 0.027

Evaluation: A=Acceptable, W=Acceptable with Warning, N=Not Acceptable

If the evaluation system is not appropriate for the types of analyses performed in your lab, apply a site specific evaluation.

QAP 58 Results by Laboratory**Lab:** ML BWXT of Ohio, Mound, Miamisburg, Ohio

No. Test	Radionuclide	Reported Value	Reported Error	EML Value	EML Error	Reported EML	Evaluation	QAP 56 Evaluation
Matrix: AI Air Filter Bq / filter								
1	PU238	0.582	0.032	0.520	0.010	1.119	A	A
1	PU239	0.372	0.020	0.330	0.010	1.127	W	A
1	U234	0.213	0.011	0.240	0.003	0.887	W	A
1	U238	0.205	0.010	0.240	0.010	0.854	W	A
Matrix: WA Water Bq / L								
1	AM241	2.004	0.100	2.130	0.150	0.941	A	
1	PU238	3.924	0.224	3.330	0.300	1.178	W	A
1	PU239	4.513	0.257	3.920	0.300	1.151	W	A
1	U234	2.331	0.120	2.050	0.190	1.137	A	A
1	U238	2.350	0.121	2.160	0.210	1.088	A	A

Values for elemental uranium are reported in $\mu\text{g}/\text{filter}$, g, or mL. pCi/g or mL=Bq x 0.027

Evaluation: A=Acceptable, W=Acceptable with Warning, N=Not Acceptable

If the evaluation system is not appropriate for the types of analyses performed in your lab, apply a site specific evaluation.

QAP 58 Results by Laboratory**Lab:** MS Manufacturing Sciences Corporation, Oak Ridge

No. Test	Radionuclide	Reported Value	Reported Error	EML Value	EML Error	Reported EML	Evaluation	QAP 56 Evaluation
Matrix: AI Air Filter Bq / filter								
1	AM241	0.330	0.030	0.340	0.040	0.971	A	
1	CO60	36.200	3.600	33.500	0.870	1.081	A	A
1	CS137	103.000	10.300	99.700	2.300	1.033	A	A
1	Gross Alpha	1.400	0.140	1.170	0.120	1.197	A	W
1	Gross Beta	1.550	0.150	1.500	0.150	1.033	A	N
1	MN54	47.200	4.700	43.800	1.130	1.078	A	A
Matrix: SO Soil Bq / kg								
1	AC228	64.800	6.500	57.600	2.500	1.125	A	A
1	AM241	13.700	1.400	15.600	1.000	0.878	W	
1	BI212	60.100	6.000	60.600	4.000	0.992	A	
1	BI214	61.000	6.100	67.000	2.300	0.910	A	A
1	CS137	1490.000	149.000	1450.000	73.000	1.028	A	A
1	K40	608.000	60.800	636.000	33.000	0.956	A	A
1	PB212	60.900	6.100	57.900	2.900	1.052	A	A
1	PB214	65.300	6.500	71.100	2.300	0.918	A	A
1	TH234	149.000	14.900	127.000	7.100	1.173	A	
Matrix: WA Water Bq / L								
1	AM241	1.940	0.190	2.130	0.150	0.911	A	
1	CO60	224.000	22.400	234.000	8.400	0.957	A	A
1	CS134	26.000	2.600	30.500	1.090	0.852	W	W
1	CS137	61.200	6.100	63.800	3.400	0.959	A	A
1	Gross Alpha	305.000	31.000	377.500	10.000	0.808	A	
1	Gross Beta	602.000	60.000	627.500	10.000	0.959	A	

Values for elemental uranium are reported in µg/filter, g, or mL. pCi/g or mL=Bq x 0.027
Evaluation: A=Acceptable, W=Acceptable with Warning, N=Not Acceptable

If the evaluation system is not appropriate for the types of analyses performed in your lab, apply a site specific evaluation.

QAP 58 Results by Laboratory**Lab:** MX Laboratory of Radiochimica CREN-U of Zacatecas, Mexico

No. Test	Radionuclide	Reported Value	Reported Error	EML Value	EML Error	Reported EML	Evaluation	QAP 56 Evaluation
Matrix: SO Soil Bq/kg								
1	Bq U	178.830	4.630	249.000	0.300	0.718	W	N
2	Bq U	320.650	5.470	249.000	0.300	1.288	W	N

Values for elemental uranium are reported in $\mu\text{g}/\text{filter}$, g, or mL. pCi/g or $\text{mL}=\text{Bq} \times 0.027$

Evaluation: A=Acceptable, W=Acceptable with Warning, N=Not Acceptable

If the evaluation system is not appropriate for the types of analyses performed in your lab, apply a site specific evaluation.

QAP 58 Results by Laboratory**Lab:** MY FUSRAP Maywood Mobile Laboratory, NJ

No. Test	Radionuclide	Reported Value	Reported Error	EML Value	EML Error	Reported EML	Evaluation	QAP 56 Evaluation
Matrix: AI Air Filter Bq / filter								
1	Gross Alpha	0.670	0.100	1.170	0.120	0.573	N	
2	Gross Alpha	0.540	0.090	1.170	0.120	0.462	N	
2	Gross Beta	117.020	3.860	1.500	0.150	78.013	N	
1	Gross Beta	119.990	3.970	1.500	0.150	79.993	N	
Matrix: SO Soil Bq / kg								
2	AC228	62.970	10.610	57.600	2.500	1.093	A	A
1	AC228	57.270	9.650	57.600	2.500	0.994	A	A
2	BI212	54.290	22.910	60.600	4.000	0.896	A	W
1	BI212	53.160	21.750	60.600	4.000	0.877	A	W
2	BI214	49.800	7.940	67.000	2.300	0.743	N	A
1	BI214	50.860	9.710	67.000	2.300	0.759	N	A
2	CS137	1524.840	64.980	1450.000	73.000	1.052	A	A
1	CS137	1401.190	59.710	1450.000	73.000	0.966	A	A
1	K40	601.820	64.930	636.000	33.000	0.946	A	A
2	K40	663.370	71.570	636.000	33.000	1.043	A	A
2	PB212	54.310	6.990	57.900	2.900	0.938	A	A
1	PB212	52.710	6.780	57.900	2.900	0.910	A	A
2	PB214	51.250	10.830	71.100	2.300	0.721	N	A
1	PB214	47.720	9.080	71.100	2.300	0.671	N	A
1	TH234	116.530	53.710	127.000	7.100	0.918	A	
2	TH234	99.120	47.390	127.000	7.100	0.780	W	

Values for elemental uranium are reported in $\mu\text{g}/\text{filter}$, g, or mL. pCi/g or mL=Bq x 0.027

Evaluation: A=Acceptable, W=Acceptable with Warning, N=Not Acceptable

If the evaluation system is not appropriate for the types of analyses performed in your lab, apply a site specific evaluation.

QAP 58 Results by Laboratory**Lab:** MZ Comisi=n Nacional de Seguridad Nuclear y Salvaguardias, Mexico

No. Test	Radionuclide	Reported Value	Reported Error	EML Value	EML Error	Reported EML	Evaluation	QAP 56 Evaluation
Matrix: AI Air Filter Bq / filter								
1	CO60	23.900	0.500	33.500	0.870	0.713	N	W
3	CO60	23.500	0.300	33.500	0.870	0.701	N	W
2	CO60	23.600	0.300	33.500	0.870	0.704	N	W
1	CS137	69.800	0.300	99.700	2.300	0.700	N	A
2	CS137	70.300	0.300	99.700	2.300	0.705	N	A
3	CS137	70.100	0.200	99.700	2.300	0.703	N	A
5	Gross Alpha	1.598	0.080	1.170	0.120	1.366	W	N
4	Gross Alpha	1.635	0.082	1.170	0.120	1.397	W	N
2	Gross Alpha	1.620	0.081	1.170	0.120	1.385	W	N
3	Gross Alpha	1.615	0.081	1.170	0.120	1.380	W	N
1	Gross Alpha	1.636	0.082	1.170	0.120	1.398	W	N
1	Gross Beta	0.700	0.035	1.500	0.150	0.467	N	N
2	Gross Beta	0.703	0.035	1.500	0.150	0.469	N	N
3	Gross Beta	0.689	0.034	1.500	0.150	0.459	N	N
4	Gross Beta	0.702	0.035	1.500	0.150	0.468	N	N
5	Gross Beta	0.698	0.035	1.500	0.150	0.465	N	N
3	MN54	28.100	0.200	43.800	1.130	0.642	N	W
2	MN54	28.500	0.300	43.800	1.130	0.651	N	W
1	MN54	28.900	0.200	43.800	1.130	0.660	N	W

Matrix: SO Soil Bq / kg

5	CS137	1041.700	10.200	1450.000	73.000	0.718	N	W
1	CS137	1028.700	10.200	1450.000	73.000	0.709	N	W
2	CS137	1054.500	10.300	1450.000	73.000	0.727	N	W
3	CS137	1027.200	10.200	1450.000	73.000	0.708	N	W
4	CS137	1018.700	10.100	1450.000	73.000	0.703	N	W
5	K40	529.500	53.000	636.000	33.000	0.833	W	W
3	K40	588.900	54.100	636.000	33.000	0.926	A	W
1	K40	578.200	53.400	636.000	33.000	0.909	A	W
2	K40	550.400	54.900	636.000	33.000	0.865	W	W
4	K40	669.600	56.400	636.000	33.000	1.053	A	W

Values for elemental uranium are reported in µg/filter, g, or mL. pCi/g or mL=Bq x 0.027**Evaluation:** A=Acceptable, W=Acceptable with Warning, N=Not Acceptable

If the evaluation system is not appropriate for the types of analyses performed in your lab, apply a site specific evaluation.

QAP 58 Results by Laboratory**Lab:** NA US EPA NAREL, Montgomery, AL

No. Test	Radionuclide	Reported Value	Reported Error	EML Value	EML Error	Reported EML	Evaluation	QAP 56 Evaluation
Matrix: AI Air Filter Bq / filter								
1	AM241	0.286	0.017	0.340	0.040	0.841	W	
1	CO60	31.930	0.530	33.500	0.870	0.953	A	A
1	CS137	102.500	1.670	99.700	2.300	1.028	A	A
1	MN54	45.500	0.800	43.800	1.130	1.039	A	W
1	PU238	0.509	0.022	0.520	0.010	0.979	A	A
1	PU239	0.323	0.015	0.330	0.010	0.979	A	A
1	SR90	2.550	0.120	2.800	0.140	0.911	A	A
1	U234	0.244	0.013	0.240	0.003	1.017	A	A
1	U238	0.226	0.012	0.240	0.010	0.942	A	A

Matrix: SO Soil Bq / kg

1	AM241	14.800	1.900	15.600	1.000	0.949	A	
1	BI212	50.900	2.100	60.600	4.000	0.840	A	A
1	BI214	56.200	63.400	67.000	2.300	0.839	W	A
1	CS137	1504.000	24.000	1450.000	73.000	1.037	A	A
1	K40	659.000	11.000	636.000	33.000	1.036	A	A
1	PB212	56.400	1.100	57.900	2.900	0.974	A	A
1	PB214	63.400	1.200	71.100	2.300	0.892	A	A
1	PU239	29.800	1.600	23.400	1.100	1.274	W	A
1	TH234	113.300	3.500	127.000	7.100	0.892	A	
1	U234	126.000	5.200	120.000	0.500	1.050	A	A
1	U238	128.900	5.300	125.000	0.300	1.031	A	A

Matrix: VE Vegetation Bq / kg

1	AM241	3.350	0.360	3.510	0.130	0.954	A	
1	CO60	12.650	0.290	12.100	0.700	1.045	A	A
1	CS137	494.000	8.000	444.000	22.000	1.113	A	A
1	K40	1311.000	22.000	1120.000	60.000	1.171	A	A
1	PU239	5.290	0.310	5.170	0.520	1.023	A	A
1	SR90	541.000	7.000	650.000	27.000	0.832	A	W

Matrix: WA Water Bq / L

1	CO60	227.700	3.800	234.000	8.400	0.973	A	A
1	CS134	27.600	0.500	30.500	1.090	0.905	A	A
1	CS137	65.700	1.100	63.800	3.400	1.030	A	A
1	H3	381.900	5.750	390.000	3.400	0.979	A	A
1	PU238	3.760	0.090	3.330	0.300	1.129	W	A
1	PU239	4.400	0.100	3.920	0.300	1.122	W	A
1	SR90	3.530	0.400	4.340	0.200	0.813	W	A
1	U234	2.350	0.106	2.050	0.190	1.146	A	W
1	U238	2.145	0.099	2.160	0.210	0.993	A	W

Values for elemental uranium are reported in µg/filter, g, or mL. pCi/g or mL=Bq x 0.027**Evaluation:** A=Acceptable, W=Acceptable with Warning, N=Not Acceptable

If the evaluation system is not appropriate for the types of analyses performed in your lab, apply a site specific evaluation.

QAP 58 Results by Laboratory**Lab:** NF Nuclear Fuel Services, Erwin, TN

No. Test	Radionuclide	Reported Value	Reported Error	EML Value	EML Error	Reported EML	Evaluation	QAP 56 Evaluation
Matrix: WA Water Bq/L								
1	Gross Alpha	456.100	14.890	377.500	10.000	1.208	W	N
1	Gross Beta	427.010	27.910	627.500	10.000	0.680	W	W
1	PU238	3.800	0.094	3.330	0.300	1.141	W	A
1	PU239	4.317	0.101	3.920	0.300	1.101	W	A
1	U234	2.169	0.071	2.050	0.190	1.058	A	A
1	U238	2.137	0.071	2.160	0.210	0.989	A	A

Values for elemental uranium are reported in $\mu\text{g}/\text{filter}$, g, or mL. pCi/g or $\text{mL}=\text{Bq} \times 0.027$

Evaluation: A=Acceptable, W=Acceptable with Warning, N=Not Acceptable

If the evaluation system is not appropriate for the types of analyses performed in your lab, apply a site specific evaluation.

QAP 58 Results by Laboratory**Lab:** NJ NJ Department of Health and Senior Services

No. Test	Radionuclide	Reported Value	Reported Error	EML Value	EML Error	Reported EML	Evaluation	QAP 56 Evaluation
Matrix: AI Air Filter Bq / filter								
5	AM241	0.334	0.074	0.340	0.040	0.982	A	W
2	AM241	0.343	0.297	0.340	0.040	1.009	A	W
4	AM241	0.349	0.073	0.340	0.040	1.026	A	W
1	AM241	0.235	0.130	0.340	0.040	0.691	N	W
3	AM241	0.323	0.079	0.340	0.040	0.950	A	W
5	CO60	31.500	1.900	33.500	0.870	0.940	A	W
1	CO60	31.500	2.000	33.500	0.870	0.940	A	W
2	CO60	31.200	1.800	33.500	0.870	0.931	A	W
3	CO60	31.600	1.800	33.500	0.870	0.943	A	W
4	CO60	31.400	1.900	33.500	0.870	0.937	A	W
1	CS137	93.600	8.500	99.700	2.300	0.939	A	W
2	CS137	93.200	8.100	99.700	2.300	0.935	A	W
3	CS137	93.200	8.100	99.700	2.300	0.935	A	W
5	CS137	94.400	9.600	99.700	2.300	0.947	A	W
4	CS137	91.400	7.400	99.700	2.300	0.917	A	W
2	MN54	40.300	8.900	43.800	1.130	0.920	A	W
1	MN54	40.000	9.200	43.800	1.130	0.913	A	W
4	MN54	40.000	9.200	43.800	1.130	0.913	A	W
3	MN54	40.700	12.200	43.800	1.130	0.929	A	W
5	MN54	40.700	14.400	43.800	1.130	0.929	A	W

Matrix: SO Soil Bq / kg

2	AC228	53.600	3.300	57.600	2.500	0.931	A	N
5	AC228	54.400	3.000	57.600	2.500	0.944	A	N
4	AC228	56.600	3.300	57.600	2.500	0.983	A	N
3	AC228	59.900	3.000	57.600	2.500	1.040	A	N
1	AC228	53.600	3.300	57.600	2.500	0.931	A	N
2	AM241	15.000	2.000	15.600	1.000	0.962	A	W
4	AM241	15.800	1.800	15.600	1.000	1.013	A	W
5	AM241	13.700	1.600	15.600	1.000	0.878	W	W
1	AM241	14.600	6.300	15.600	1.000	0.936	A	W
2	BI212	64.400	10.700	60.600	4.000	1.063	A	A
5	BI212	69.600	9.600	60.600	4.000	1.149	A	A
3	BI212	69.600	9.600	60.600	4.000	1.149	A	A
4	BI212	64.800	10.700	60.600	4.000	1.069	A	A
1	BI212	64.800	12.600	60.600	4.000	1.069	A	A
1	BI214	65.500	4.100	67.000	2.300	0.978	A	N
2	BI214	70.300	3.700	67.000	2.300	1.049	A	N
4	BI214	71.400	4.100	67.000	2.300	1.066	A	N
5	BI214	71.000	4.100	67.000	2.300	1.060	A	N
3	BI214	64.800	7.000	67.000	2.300	0.967	A	N
3	CS137	1590.000	160.000	1450.000	73.000	1.097	A	A
2	CS137	1580.000	170.000	1450.000	73.000	1.090	A	A
1	CS137	1610.000	170.000	1450.000	73.000	1.110	A	A
5	CS137	1590.000	170.000	1450.000	73.000	1.097	A	A
4	CS137	1590.000	160.000	1450.000	73.000	1.097	A	A

Values for elemental uranium are reported in µg/filter, g, or mL. pCi/g or mL=Bq x 0.027**Evaluation:** A=Acceptable, W=Acceptable with Warning, N=Not Acceptable

If the evaluation system is not appropriate for the types of analyses performed in your lab, apply a site specific evaluation.

QAP 58 Results by Laboratory**Lab:** NJ NJ Department of Health and Senior Services

No. Test	Radionuclide	Reported Value	Reported Error	EML Value	EML Error	Reported EML	Evaluation	QAP 56 Evaluation
Matrix: SO Soil Bq/kg								
5	K40	688.000	63.000	636.000	33.000	1.082	A	A
1	K40	673.000	63.000	636.000	33.000	1.058	A	A
2	K40	692.000	63.000	636.000	33.000	1.088	A	A
3	K40	684.000	63.000	636.000	33.000	1.075	A	A
4	K40	677.000	63.000	636.000	33.000	1.064	A	A
4	PB212	60.700	5.600	57.900	2.900	1.048	A	N
3	PB212	59.900	5.600	57.900	2.900	1.035	A	N
2	PB212	62.200	5.600	57.900	2.900	1.074	A	N
1	PB212	60.300	5.600	57.900	2.900	1.041	A	N
5	PB212	62.200	5.600	57.900	2.900	1.074	A	N
5	PB214	74.400	4.800	71.100	2.300	1.046	A	N
4	PB214	72.900	4.800	71.100	2.300	1.025	A	N
2	PB214	73.300	4.800	71.100	2.300	1.031	A	N
1	PB214	70.300	4.800	71.100	2.300	0.989	A	N
3	PB214	72.200	5.200	71.100	2.300	1.015	A	N
6	TH234	133.000	11.000	127.000	7.100	1.047	A	W
5	TH234	136.000	11.000	127.000	7.100	1.071	A	W
4	TH234	120.000	15.000	127.000	7.100	0.945	A	W
1	TH234	127.000	20.000	127.000	7.100	1.000	A	W

Matrix: VE Vegetation Bq/kg

5	AM241	3.880	0.740	3.510	0.130	1.105	A	A
4	AM241	4.110	0.890	3.510	0.130	1.171	A	A
3	AM241	4.700	1.440	3.510	0.130	1.339	A	A
2	AM241	4.810	0.810	3.510	0.130	1.370	A	A
1	AM241	4.960	3.850	3.510	0.130	1.413	A	A
5	CO60	15.200	0.900	12.100	0.700	1.256	W	A
4	CO60	15.900	0.900	12.100	0.700	1.314	W	A
3	CO60	15.400	0.900	12.100	0.700	1.273	W	A
1	CO60	14.900	1.300	12.100	0.700	1.231	W	A
2	CO60	15.400	0.700	12.100	0.700	1.273	W	A
2	CS137	551.000	30.000	444.000	22.000	1.241	W	A
3	CS137	548.000	26.000	444.000	22.000	1.234	W	A
4	CS137	548.000	26.000	444.000	22.000	1.234	W	A
5	CS137	555.000	26.000	444.000	22.000	1.250	W	A
1	CS137	555.000	26.000	444.000	22.000	1.250	W	A
4	K40	1290.000	40.000	1120.000	60.000	1.152	A	A
3	K40	1280.000	50.000	1120.000	60.000	1.143	A	A
2	K40	1290.000	50.000	1120.000	60.000	1.152	A	A
5	K40	1310.000	50.000	1120.000	60.000	1.170	A	A
1	K40	1300.000	50.000	1120.000	60.000	1.161	A	A

Matrix: WA Water Bq/L

1	AM241	1.350	1.100	2.130	0.150	0.634	N	A
4	AM241	1.820	0.500	2.130	0.150	0.854	W	A

Values for elemental uranium are reported in µg/filter, g, or mL. pCi/g or mL=Bq x 0.027**Evaluation:** A=Acceptable, W=Acceptable with Warning, N=Not Acceptable

If the evaluation system is not appropriate for the types of analyses performed in your lab, apply a site specific evaluation.

QAP 58 Results by Laboratory**Lab:** NJ NJ Department of Health and Senior Services

No. Test	Radionuclide	Reported Value	Reported Error	EML Value	EML Error	Reported EML	Evaluation	QAP 56 Evaluation
Matrix: WA Water Bq/L								
2	AM241	2.570	0.740	2.130	0.150	1.207	W	A
5	AM241	1.680	2.000	2.130	0.150	0.789	N	A
3	AM241	1.770	2.260	2.130	0.150	0.831	W	A
3	Bq U	4.660	0.330	4.290	0.390	1.086	A	A
2	Bq U	4.620	0.300	4.290	0.390	1.077	A	A
1	Bq U	4.290	0.300	4.290	0.390	1.000	A	A
4	Bq U	4.550	0.300	4.290	0.390	1.061	A	A
1	CO60	229.000	3.000	234.000	8.400	0.979	A	A
4	CO60	228.000	3.000	234.000	8.400	0.974	A	A
2	CO60	231.000	3.000	234.000	8.400	0.987	A	A
5	CO60	228.000	3.000	234.000	8.400	0.974	A	A
3	CO60	227.000	13.000	234.000	8.400	0.970	A	A
5	CS134	28.500	1.100	30.500	1.090	0.934	A	A
3	CS134	27.600	1.200	30.500	1.090	0.905	A	A
1	CS134	28.800	1.200	30.500	1.090	0.944	A	A
4	CS134	28.100	1.100	30.500	1.090	0.921	A	A
2	CS134	29.200	1.300	30.500	1.090	0.957	A	A
2	CS137	62.500	3.300	63.800	3.400	0.980	A	A
1	CS137	61.800	3.700	63.800	3.400	0.969	A	A
5	CS137	62.200	3.000	63.800	3.400	0.975	A	A
3	CS137	61.000	5.200	63.800	3.400	0.956	A	A
4	CS137	61.000	3.300	63.800	3.400	0.956	A	A
2	Gross Alpha	488.000	25.000	377.500	10.000	1.293	N	W
3	Gross Alpha	439.000	23.000	377.500	10.000	1.163	W	W
1	Gross Alpha	454.000	24.000	377.500	10.000	1.203	W	W
1	Gross Beta	827.000	18.000	627.500	10.000	1.318	W	A
2	Gross Beta	821.000	18.000	627.500	10.000	1.308	W	A
3	Gross Beta	824.000	18.000	627.500	10.000	1.313	W	A
3	H3	414.000	11.000	390.000	3.400	1.062	A	N
2	H3	407.000	11.000	390.000	3.400	1.044	A	N
1	H3	414.000	11.000	390.000	3.400	1.062	A	N
1	SR90	4.820	0.300	4.340	0.200	1.111	A	A
2	SR90	4.710	0.300	4.340	0.200	1.085	A	A
3	SR90	4.780	0.300	4.340	0.200	1.101	A	A
3	U234	2.360	0.160	2.050	0.190	1.151	A	A
4	U234	2.250	0.150	2.050	0.190	1.098	A	A
2	U234	2.320	0.160	2.050	0.190	1.132	A	A
1	U234	2.120	0.140	2.050	0.190	1.034	A	A
4	U238	2.200	0.150	2.160	0.210	1.019	A	A
3	U238	2.190	0.150	2.160	0.210	1.014	A	A
2	U238	2.180	0.150	2.160	0.210	1.009	A	A
1	U238	2.060	0.140	2.160	0.210	0.954	A	A

Values for elemental uranium are reported in µg/filter, g, or mL. pCi/g or mL=Bq x 0.027

Evaluation: A=Acceptable, W=Acceptable with Warning, N=Not Acceptable

If the evaluation system is not appropriate for the types of analyses performed in your lab, apply a site specific evaluation.

QAP 58 Results by Laboratory**Lab:** NL Fluor Daniel Fernald, Inc., Ohio

No. Test	Radionuclide	Reported Value	Reported Error	EML Value	EML Error	Reported EML	Evaluation	QAP 56 Evaluation
Matrix: AI Air Filter Bq / filter								
1	ug/g U	17.200	0.400	19.700	0.760	0.873	W	
Matrix: SO Soil Bq / kg								
1	ug/g U	6.770	0.220	10.100	0.300	0.670	A	
Matrix: WA Water Bq / L								
1	Gross Alpha	406.000	82.900	377.500	10.000	1.075	A	A
1	Gross Beta	785.000	158.000	627.500	10.000	1.251	A	A
1	ug/g U	175.000	6.000	0.170	0.020	1,029.412	N	

Values for elemental uranium are reported in µg/filter, g, or mL. pCi/g or mL=Bq x 0.027

Evaluation: A=Acceptable, W=Acceptable with Warning, N=Not Acceptable

If the evaluation system is not appropriate for the types of analyses performed in your lab, apply a site specific evaluation.

QAP 58 Results by Laboratory**Lab:** NM Environmental Evaluation Group, Carlsbad, NM

No. Test	Radionuclide	Reported Value	Reported Error	EML Value	EML Error	Reported EML	Evaluation	QAP 56 Evaluation
Matrix: AI Air Filter Bq / filter								
1	AM241	0.300	0.020	0.340	0.040	0.882	A	A
1	CS137	75.400	4.800	99.700	2.300	0.756	N	A
1	PU238	0.500	0.020	0.520	0.010	0.962	A	W
1	PU239	0.330	0.010	0.330	0.010	1.000	A	A
1	SR90	2.670	0.090	2.800	0.140	0.954	A	W
Matrix: SO Soil Bq/kg								
1	AM241	14.600	1.000	15.600	1.000	0.936	A	A
3	AM241	16.000	1.100	15.600	1.000	1.026	A	A
2	AM241	13.100	0.900	15.600	1.000	0.840	W	A
2	CS137	1890.000	90.000	1450.000	73.000	1.303	N	A
1	CS137	1840.000	90.000	1450.000	73.000	1.269	N	A
3	CS137	1860.000	90.000	1450.000	73.000	1.283	N	A
2	PU238	20.900	1.000	21.900	1.300	0.954	A	A
1	PU238	17.200	0.900	21.900	1.300	0.785	W	A
1	PU239	20.700	1.000	23.400	1.100	0.885	A	A
2	PU239	23.000	1.200	23.400	1.100	0.983	A	A
2	SR90	73.400	9.500	64.400	3.100	1.140	A	W
1	SR90	68.200	8.900	64.400	3.100	1.059	A	W
Matrix: WA Water Bq/L								
1	AM241	2.340	0.120	2.130	0.150	1.099	A	A
1	CS137	53.800	9.700	63.800	3.400	0.843	W	W
1	PU238	3.410	0.100	3.330	0.300	1.024	A	W
1	PU239	4.000	0.120	3.920	0.300	1.020	A	W
1	SR90	4.420	0.150	4.340	0.200	1.018	A	W

Values for elemental uranium are reported in µg/filter, g, or mL. pCi/g or mL=Bq x 0.027
Evaluation: A=Acceptable, W=Acceptable with Warning, N=Not Acceptable

If the evaluation system is not appropriate for the types of analyses performed in your lab, apply a site specific evaluation.

QAP 58 Results by Laboratory**Lab:** NP JAF Environmental Laboratory, New York Power Authority

No. Test	Radionuclide	Reported Value	Reported Error	EML Value	EML Error	Reported EML	Evaluation	QAP 56 Evaluation
----------	--------------	----------------	----------------	-----------	-----------	--------------	------------	-------------------

Matrix: AI Air Filter Bq / filter

1	CO60	33.300	0.200	33.500	0.870	0.994	A	A
1	CS137	102.000	0.400	99.700	2.300	1.023	A	A
1	Gross Beta	1.480	0.020	1.500	0.150	0.987	A	A
1	MN54	47.800	0.300	43.800	1.130	1.091	A	A

Matrix: WA Water Bq / L

1	CO60	230.700	1.300	234.000	8.400	0.986	A	A
1	CS134	28.500	0.700	30.500	1.090	0.934	A	A
1	CS137	61.500	0.940	63.800	3.400	0.964	A	A
1	Gross Beta	588.000	7.000	627.500	10.000	0.937	A	A
1	H3	416.000	5.100	390.000	3.400	1.067	A	A

Values for elemental uranium are reported in µg/filter, g, or mL. pCi/g or mL=Bq x 0.027

Evaluation: A=Acceptable, W=Acceptable with Warning, N=Not Acceptable

If the evaluation system is not appropriate for the types of analyses performed in your lab, apply a site specific evaluation.

QAP 58 Results by Laboratory**Lab:** NQ New Mexico Department of Health, Albuquerque

No. Test	Radionuclide	Reported Value	Reported Error	EML Value	EML Error	Reported EML	Evaluation	QAP 56 Evaluation
Matrix: AI Air Filter Bq / filter								
1	AM241	0.293	0.017	0.340	0.040	0.861	W	A
1	CO60	31.800	3.330	33.500	0.870	0.949	A	A
1	CS137	96.000	11.100	99.700	2.300	0.963	A	A
1	Gross Alpha	1.104	0.169	1.170	0.120	0.944	A	A
1	Gross Beta	1.519	0.230	1.500	0.150	1.013	A	A
1	MN54	42.700	4.850	43.800	1.130	0.975	A	A
1	PU238	0.501	0.029	0.520	0.010	0.963	A	W
1	PU239	0.328	0.019	0.330	0.010	0.994	A	A
1	U234	0.215	0.012	0.240	0.003	0.894	W	A
1	U238	0.214	0.012	0.240	0.010	0.892	W	A
Matrix: SO Soil Bq / kg								
1	AC228	58.100	6.300	57.600	2.500	1.009	A	A
1	AM241	16.630	1.570	15.600	1.000	1.066	A	A
1	BI212	62.200	10.400	60.600	4.000	1.026	A	W
1	BI214	54.100	6.300	67.000	2.300	0.807	W	A
1	CS137	1438.000	165.900	1450.000	73.000	0.992	A	A
1	K40	683.000	77.000	636.000	33.000	1.074	A	A
1	PB212	62.200	7.800	57.900	2.900	1.074	A	A
1	PB214	64.100	7.400	71.100	2.300	0.902	A	A
1	PU239	26.300	2.090	23.400	1.100	1.124	A	A
1	TH234	120.000	21.500	127.000	7.100	0.945	A	A
1	U234	114.300	6.780	120.000	0.500	0.953	A	A
1	U238	123.600	7.310	125.000	0.300	0.989	A	A
Matrix: WA Water Bq / L								
1	AM241	2.232	0.140	2.130	0.150	1.048	A	W
1	CO60	236.000	25.600	234.000	8.400	1.009	A	A
1	CS134	30.300	3.600	30.500	1.090	0.993	A	A
1	CS137	64.700	7.600	63.800	3.400	1.014	A	A
1	Gross Alpha	337.000	22.200	377.500	10.000	0.893	A	A
1	Gross Beta	674.000	50.100	627.500	10.000	1.074	A	A
1	PU238	3.610	0.220	3.330	0.300	1.084	A	A
1	PU239	4.220	0.260	3.920	0.300	1.077	A	A
1	U234	2.197	0.127	2.050	0.190	1.072	A	A
1	U238	2.179	0.126	2.160	0.210	1.009	A	A

Values for elemental uranium are reported in µg/filter, g, or mL. pCi/g or mL=Bq x 0.027
Evaluation: A=Acceptable, W=Acceptable with Warning, N=Not Acceptable

If the evaluation system is not appropriate for the types of analyses performed in your lab, apply a site specific evaluation.

QAP 58 Results by Laboratory**Lab:** NR Naval Reactors Facility Chemistry, Scoville, ID

No. Test	Radionuclide	Reported Value	Reported Error	EML Value	EML Error	Reported EML	Evaluation	QAP 56 Evaluation
Matrix: AI Air Filter Bq / filter								
1	CO60	32.780	6.560	33.500	0.870	0.979	A	W
1	CS137	102.100	20.400	99.700	2.300	1.024	A	A
1	MN54	43.660	8.730	43.800	1.130	0.997	A	A
Matrix: SO Soil Bq / kg								
1	CS137	1536.000	307.000	1450.000	73.000	1.059	A	A
Matrix: VE Vegetation Bq / kg								
1	CS137	460.300	92.100	444.000	22.000	1.037	A	A
Matrix: WA Water Bq / L								
1	CO60	224.700	44.900	234.000	8.400	0.960	A	A
1	CS137	63.300	12.700	63.800	3.400	0.992	A	A

Values for elemental uranium are reported in $\mu\text{g}/\text{filter}$, g, or mL. pCi/g or $\text{mL}=\text{Bq} \times 0.027$

Evaluation: A=Acceptable, W=Acceptable with Warning, N=Not Acceptable

If the evaluation system is not appropriate for the types of analyses performed in your lab, apply a site specific evaluation.

QAP 58 Results by Laboratory**Lab:** NZ National Radiation Laboratory, New Zealand

No. Test	Radionuclide	Reported Value	Reported Error	EML Value	EML Error	Reported EML	Evaluation	QAP 56 Evaluation
Matrix: AI Air Filter Bq / filter								
1	AM241	0.350	0.038	0.340	0.040	1.029	A	A
1	CO60	32.500	1.900	33.500	0.870	0.970	A	A
1	CS137	107.700	3.700	99.700	2.300	1.080	A	A
1	MN54	45.400	1.200	43.800	1.130	1.037	A	A
Matrix: SO Soil Bq / kg								
1	AC228	52.500	2.500	57.600	2.500	0.911	A	A
1	AM241	13.800	1.400	15.600	1.000	0.885	A	A
1	BI212	55.500	3.600	60.600	4.000	0.916	A	A
1	BI214	74.700	3.200	67.000	2.300	1.115	A	A
1	CS137	1354.000	71.000	1450.000	73.000	0.934	A	A
1	K40	545.000	42.000	636.000	33.000	0.857	W	W
1	PB212	52.400	2.900	57.900	2.900	0.905	A	A
1	PB214	73.000	3.800	71.100	2.300	1.027	A	A
1	TH234	94.000	14.000	127.000	7.100	0.740	W	A
Matrix: VE Vegetation Bq / kg								
1	AM241	2.920	0.640	3.510	0.130	0.832	W	
1	CO60	11.720	0.810	12.100	0.700	0.969	A	N
1	CS137	455.000	16.000	444.000	22.000	1.025	A	N
1	K40	1041.000	76.000	1120.000	60.000	0.929	A	N
Matrix: WA Water Bq / L								
1	AM241	2.480	0.390	2.130	0.150	1.164	A	A
1	CO60	227.000	13.000	234.000	8.400	0.970	A	A
1	CS134	28.600	1.800	30.500	1.090	0.938	A	N
1	CS137	67.600	4.100	63.800	3.400	1.060	A	A

Values for elemental uranium are reported in µg/filter, g, or mL. pCi/g or mL=Bq x 0.027
Evaluation: A=Acceptable, W=Acceptable with Warning, N=Not Acceptable

If the evaluation system is not appropriate for the types of analyses performed in your lab, apply a site specific evaluation.

QAP 58 Results by Laboratory**Lab:** OB OBG Laboratories, East Syracuse, NY

No. Test	Radionuclide	Reported Value	Reported Error	EML Value	EML Error	Reported EML	Evaluation	QAP 56 Evaluation
Matrix: AI Air Filter Bq / filter								
1	Gross Alpha	1.120	0.195	1.170	0.120	0.957	A	A
1	Gross Beta	1.480	0.202	1.500	0.150	0.987	A	W
Matrix: SO Soil Bq / kg								
1	AC228	65.900	16.400	57.600	2.500	1.144	A	A
1	AM241	14.700	6.190	15.600	1.000	0.942	A	A
1	BI212	95.600	50.400	60.600	4.000	1.578	N	A
1	BI214	69.900	21.200	67.000	2.300	1.043	A	A
1	CS137	1440.000	354.000	1450.000	73.000	0.993	A	W
1	K40	607.000	141.000	636.000	33.000	0.954	A	A
1	PB212	116.000	44.400	57.900	2.900	2.003	N	A
1	PB214	71.900	46.900	71.100	2.300	1.011	A	A
1	PU238	18.500	7.310	21.900	1.300	0.845	W	A
1	PU239	20.600	7.940	23.400	1.100	0.880	A	N
1	SR90	54.800	21.400	64.400	3.100	0.851	A	W
1	TH234	85.300	56.700	127.000	7.100	0.672	W	W
1	U234	54.800	21.400	120.000	0.500	0.457	N	A
1	U238	113.000	20.400	125.000	0.300	0.904	A	A
Matrix: WA Water Bq / L								
1	AM241	2.050	0.355	2.130	0.150	0.962	A	A
1	CO60	216.000	29.900	234.000	8.400	0.923	A	A
1	CS137	63.500	12.300	63.800	3.400	0.995	A	A
1	Gross Alpha	366.000	40.400	377.500	10.000	0.970	A	W
1	Gross Beta	530.000	54.600	627.500	10.000	0.845	A	A
1	H3	353.000	93.000	390.000	3.400	0.905	A	A
1	PU238	2.670	0.791	3.330	0.300	0.802	W	W
1	PU239	3.170	0.939	3.920	0.300	0.809	W	A
1	SR90	4.660	1.240	4.340	0.200	1.074	A	W
1	U234	2.160	0.617	2.050	0.190	1.054	A	A
1	U238	2.170	0.736	2.160	0.210	1.005	A	W

Values for elemental uranium are reported in $\mu\text{g}/\text{filter}$, g, or mL. pCi/g or mL=Bq x 0.027
Evaluation: A=Acceptable, W=Acceptable with Warning, N=Not Acceptable

If the evaluation system is not appropriate for the types of analyses performed in your lab, apply a site specific evaluation.

QAP 58 Results by Laboratory**Lab:** OC Radiation Protection Service Laboratory, Ontario, Canada

No. Test	Radionuclide	Reported Value	Reported Error	EML Value	EML Error	Reported EML	Evaluation	QAP 56 Evaluation
Matrix: AI Air Filter Bq / filter								
1	CO60	33.800	2.700	33.500	0.870	1.009	A	A
1	CS137	102.000	8.000	99.700	2.300	1.023	A	A
1	Gross Alpha	0.980	0.100	1.170	0.120	0.838	W	A
1	Gross Beta	1.400	0.140	1.500	0.150	0.933	A	A
1	MN54	45.800	3.700	43.800	1.130	1.046	A	A
Matrix: SO Soil Bq / kg								
1	AC228	57.600	5.800	57.600	2.500	1.000	A	N
1	BI214	66.800	6.700	67.000	2.300	0.997	A	A
1	CS137	1437.000	144.000	1450.000	73.000	0.991	A	A
1	K40	680.000	68.000	636.000	33.000	1.069	A	A
1	PB212	56.300	5.600	57.900	2.900	0.972	A	A
1	PB214	73.100	7.300	71.100	2.300	1.028	A	A
1	TH234	131.000	13.100	127.000	7.100	1.031	A	A
Matrix: VE Vegetation Bq / kg								
1	CO60	14.300	1.400	12.100	0.700	1.182	A	W
1	CS137	502.000	50.000	444.000	22.000	1.131	A	A
1	K40	1293.000	129.000	1120.000	60.000	1.154	A	W
Matrix: WA Water Bq / L								
1	CO60	232.000	14.000	234.000	8.400	0.991	A	A
1	CS134	27.900	1.700	30.500	1.090	0.915	A	A
1	CS137	63.100	3.800	63.800	3.400	0.989	A	A
1	Gross Beta	515.000	51.000	627.500	10.000	0.821	A	A
1	H3	424.000	42.000	390.000	3.400	1.087	A	A
1	SR90	3.850	0.380	4.340	0.200	0.887	A	A

Values for elemental uranium are reported in µg/filter, g, or mL. pCi/g or mL=Bq x 0.027
Evaluation: A=Acceptable, W=Acceptable with Warning, N=Not Acceptable

If the evaluation system is not appropriate for the types of analyses performed in your lab, apply a site specific evaluation.

QAP 58 Results by Laboratory**Lab:** OD ORNL, Radiobioassay Lab

No. Test	Radionuclide	Reported Value	Reported Error	EML Value	EML Error	Reported EML	Evaluation	QAP 56 Evaluation
Matrix: AI Air Filter Bq / filter								
1	CO60	35.450	0.430	33.500	0.870	1.058	A	
1	CS137	109.200	2.400	99.700	2.300	1.095	A	A
1	Gross Alpha	1.060	0.045	1.170	0.120	0.906	A	A
1	Gross Beta	1.770	0.043	1.500	0.150	1.180	A	A
1	MN54	47.200	0.880	43.800	1.130	1.078	A	A

Matrix: WA Water Bq / L

1	AM241	2.240	0.180	2.130	0.150	1.052	A	A
1	CO60	244.900	5.680	234.000	8.400	1.047	A	A
1	CS137	59.920	4.040	63.800	3.400	0.939	A	A
1	H3	379.780	77.060	390.000	3.400	0.974	A	A
1	PU238	3.400	0.330	3.330	0.300	1.021	A	A
1	PU239	4.110	0.400	3.920	0.300	1.048	A	A
1	SR90	3.600	0.530	4.340	0.200	0.829	W	A
1	U234	2.160	0.220	2.050	0.190	1.054	A	A
1	U238	2.100	0.210	2.160	0.210	0.972	A	A

Values for elemental uranium are reported in µg/filter, g, or mL. pCi/g or mL=Bq x 0.027

Evaluation: A=Acceptable, W=Acceptable with Warning, N=Not Acceptable

If the evaluation system is not appropriate for the types of analyses performed in your lab, apply a site specific evaluation.

QAP 58 Results by Laboratory**Lab:** OH Ohio Dept Of Health Laboratory, Columbus

No. Test	Radionuclide	Reported Value	Reported Error	EML Value	EML Error	Reported EML	Evaluation	QAP 56 Evaluation
Matrix: SO Soil Bq/kg								
1	AC228	55.000	6.000	57.600	2.500	0.955	A	A
1	BI212	53.000	11.000	60.600	4.000	0.875	A	A
1	BI214	51.900	3.000	67.000	2.300	0.775	N	A
1	CS137	1289.000	7.000	1450.000	73.000	0.889	W	A
1	K40	562.000	21.000	636.000	33.000	0.884	W	A
1	PB212	49.800	2.000	57.900	2.900	0.860	W	A
1	PB214	53.100	3.000	71.100	2.300	0.747	N	A
Matrix: VE Vegetation Bq/kg								
1	CO60	11.600	1.500	12.100	0.700	0.959	A	A
1	CS137	408.100	4.600	444.000	22.000	0.919	A	A
1	K40	1026.000	33.000	1120.000	60.000	0.916	A	A
Matrix: WA Water Bq/L								
1	Bq U	4.380	0.780	4.290	0.390	1.021	A	W
1	CO60	224.200	3.000	234.000	8.400	0.958	A	A
1	CS134	31.470	1.330	30.500	1.090	1.032	A	A
1	CS137	66.300	2.000	63.800	3.400	1.039	A	A
1	Gross Alpha	311.000	25.000	377.500	10.000	0.824	A	N
1	Gross Beta	616.000	26.000	627.500	10.000	0.982	A	A
1	H3	393.000	16.000	390.000	3.400	1.008	A	A
1	SR90	3.700	0.600	4.340	0.200	0.853	A	A

Values for elemental uranium are reported in µg/filter, g, or mL. pCi/g or mL=Bq x 0.027
Evaluation: A=Acceptable, W=Acceptable with Warning, N=Not Acceptable

If the evaluation system is not appropriate for the types of analyses performed in your lab, apply a site specific evaluation.

QAP 58 Results by Laboratory**Lab:** OT ORNL Radioactive Material Analysis Lab

No. Test	Radionuclide	Reported Value	Reported Error	EML Value	EML Error	Reported EML	Evaluation	QAP 56 Evaluation
Matrix: AI Air Filter Bq / filter								
1	AM241	0.300	0.010	0.340	0.040	0.882	A	A
1	Bq U	0.480	0.030	0.500	0.010	0.960	A	A
1	CO60	36.000	1.000	33.500	0.870	1.075	A	A
1	CS137	110.000	10.000	99.700	2.300	1.103	A	A
1	Gross Alpha	1.250	0.090	1.170	0.120	1.068	A	A
1	Gross Beta	1.600	0.090	1.500	0.150	1.067	A	A
1	MN54	49.000	1.000	43.800	1.130	1.119	A	A
1	PU238	0.490	0.020	0.520	0.010	0.942	A	A
1	PU239	0.330	0.020	0.330	0.010	1.000	A	A
1	SR90	2.500	0.100	2.800	0.140	0.893	A	A
Matrix: SO Soil Bq / kg								
1	AC228	57.000	6.000	57.600	2.500	0.990	A	N
1	BI212	64.000	21.000	60.600	4.000	1.056	A	N
1	BI214	72.000	10.000	67.000	2.300	1.075	A	N
1	Bq U	223.000	21.000	249.000	0.300	0.896	A	A
1	CS137	1513.000	100.000	1450.000	73.000	1.043	A	N
1	K40	705.000	33.000	636.000	33.000	1.108	A	N
1	PB212	64.000	21.000	57.900	2.900	1.105	A	N
1	PB214	72.000	10.000	71.100	2.300	1.013	A	N
1	PU239	23.000	1.000	23.400	1.100	0.983	A	A
1	SR90	50.000	7.000	64.400	3.100	0.776	W	W
Matrix: VE Vegetation Bq / kg								
1	AM241	3.300	0.300	3.510	0.130	0.940	A	A
1	CM244	1.500	0.200	2.010	0.100	0.746	W	A
1	CO60	13.000	2.000	12.100	0.700	1.074	A	A
1	CS137	515.000	7.000	444.000	22.000	1.160	A	A
1	K40	1315.000	100.000	1120.000	60.000	1.174	A	A
1	PU239	4.700	0.600	5.170	0.520	0.909	A	A
1	SR90	534.000	16.000	650.000	27.000	0.822	A	W
Matrix: WA Water Bq / L								
1	AM241	2.300	0.100	2.130	0.150	1.080	A	W
1	Bq U	4.700	0.200	4.290	0.390	1.096	A	A
1	CO60	237.000	4.000	234.000	8.400	1.013	A	A
1	CS134	29.000	1.000	30.500	1.090	0.951	A	A
1	CS137	65.000	2.000	63.800	3.400	1.019	A	A
1	Gross Alpha	370.000	35.000	377.500	10.000	0.980	A	A
1	Gross Beta	680.000	43.000	627.500	10.000	1.084	A	A
1	H3	405.000	24.000	390.000	3.400	1.038	A	A
1	PU238	3.500	0.100	3.330	0.300	1.051	A	W
1	PU239	4.100	0.100	3.920	0.300	1.046	A	A

Values for elemental uranium are reported in $\mu\text{g}/\text{filter}$, g, or mL. pCi/g or mL=Bq x 0.027

Evaluation: A=Acceptable, W=Acceptable with Warning, N=Not Acceptable

If the evaluation system is not appropriate for the types of analyses performed in your lab, apply a site specific evaluation.

QAP 58 Results by Laboratory**Lab:** OT ORNL Radioactive Material Analysis Lab

No. Test	Radionuclide	Reported Value	Reported Error	EML Value	EML Error	Reported EML	Evaluation	QAP 56 Evaluation
Matrix: WA Water Bq/L								
1	SR90	4.100	0.400	4.340	0.200	0.945	A	A

Values for elemental uranium are reported in $\mu\text{g}/\text{filter}$, g, or mL. pCi/g or $\text{mL}=\text{Bq} \times 0.027$

Evaluation: A=Acceptable, W=Acceptable with Warning, N=Not Acceptable

If the evaluation system is not appropriate for the types of analyses performed in your lab, apply a site specific evaluation.

QAP 58 Results by Laboratory**Lab:** OU Outreach Laboratory, Broken Arrow, OK

No. Test	Radionuclide	Reported Value	Reported Error	EML Value	EML Error	Reported EML	Evaluation	QAP 56 Evaluation
Matrix: AI Air Filter Bq / filter								
1	CO60	66.100	3.620	33.500	0.870	1.973	N	A
1	CS137	197.000	14.300	99.700	2.300	1.976	N	A
1	Gross Alpha	1.140	0.077	1.170	0.120	0.974	A	A
1	Gross Beta	1.350	0.073	1.500	0.150	0.900	A	W
1	MN54	81.400	6.500	43.800	1.130	1.858	N	N
Matrix: SO Soil Bq / kg								
1	AC228	41.800	13.400	57.600	2.500	0.726	N	A
1	BI214	59.200	10.900	67.000	2.300	0.884	A	
1	CS137	1550.000	107.000	1450.000	73.000	1.069	A	N
1	K40	577.000	109.000	636.000	33.000	0.907	A	W
1	PB212	55.900	11.600	57.900	2.900	0.965	A	
1	PB214	50.700	15.100	71.100	2.300	0.713	N	
1	SR90	62.100	1.380	64.400	3.100	0.964	A	
1	TH234	162.000	44.000	127.000	7.100	1.276	A	
1	U234	123.000	13.140	120.000	0.500	1.025	A	
1	U238	125.000	13.250	125.000	0.300	1.000	A	
1	ug/g U	9.600	0.100	10.100	0.300	0.950	A	
Matrix: VE Vegetation Bq / kg								
1	CO60	14.400	5.330	12.100	0.700	1.190	A	W
1	CS137	479.000	36.300	444.000	22.000	1.079	A	W
1	K40	1220.000	210.000	1120.000	60.000	1.089	A	A
1	SR90	836.000	84.000	650.000	27.000	1.286	N	
Matrix: WA Water Bq / L								
1	AM241	0.550	0.057	2.130	0.150	0.258	N	
1	Gross Alpha	508.000	14.300	377.500	10.000	1.346	N	W
1	Gross Beta	463.000	18.500	627.500	10.000	0.738	W	A
1	H3	119.000	19.900	390.000	3.400	0.305	N	
1	PU238	1.000	0.129	3.330	0.300	0.300	N	
1	PU239	1.030	0.130	3.920	0.300	0.263	N	
1	SR90	3.420	0.414	4.340	0.200	0.788	W	
1	ug/g U	0.186	0.010	0.170	0.020	1.094	A	

Values for elemental uranium are reported in µg/filter, g, or mL. pCi/g or mL=Bq x 0.027
Evaluation: A=Acceptable, W=Acceptable with Warning, N=Not Acceptable

If the evaluation system is not appropriate for the types of analyses performed in your lab, apply a site specific evaluation.

QAP 58 Results by Laboratory**Lab:** PA BWXT Pantex, Amarillo, TX

No. Test	Radionuclide	Reported Value	Reported Error	EML Value	EML Error	Reported EML	Evaluation	QAP 56 Evaluation
Matrix: AI Air Filter Bq / filter								
1	Gross Alpha	1.090	0.120	1.170	0.120	0.931	A	A
3	Gross Alpha	0.990	0.140	1.170	0.120	0.846	A	A
2	Gross Alpha	1.090	0.140	1.170	0.120	0.931	A	A
5	Gross Alpha	1.070	0.160	1.170	0.120	0.914	A	A
4	Gross Alpha	1.060	0.140	1.170	0.120	0.906	A	A
5	Gross Beta	1.810	0.200	1.500	0.150	1.207	A	A
1	Gross Beta	1.770	0.170	1.500	0.150	1.180	A	A
2	Gross Beta	1.550	0.220	1.500	0.150	1.033	A	A
4	Gross Beta	1.810	0.220	1.500	0.150	1.207	A	A
3	Gross Beta	1.690	0.220	1.500	0.150	1.127	A	A

Values for elemental uranium are reported in $\mu\text{g}/\text{filter}$, g, or mL. pCi/g or mL=Bq x 0.027

Evaluation: A=Acceptable, W=Acceptable with Warning, N=Not Acceptable

If the evaluation system is not appropriate for the types of analyses performed in your lab, apply a site specific evaluation.

QAP 58 Results by Laboratory**Lab:** PC pCi/Labs, Inc., Orangeburg, NY

No. Test	Radionuclide	Reported Value	Reported Error	EML Value	EML Error	Reported EML	Evaluation	QAP 56 Evaluation
Matrix: AI Air Filter Bq / filter								
1	Gross Alpha	0.970	0.050	1.170	0.120	0.829	W	A
1	Gross Beta	1.590	0.050	1.500	0.150	1.060	A	A
Matrix: WA Water Bq / L								
1	Gross Alpha	191.000	26.000	377.500	10.000	0.506	N	A
1	Gross Beta	645.000	35.000	627.500	10.000	1.028	A	A

Values for elemental uranium are reported in $\mu\text{g}/\text{filter}$, g, or mL. $\text{pCi/g or mL} = \text{Bq} \times 0.027$

Evaluation: A=Acceptable, W=Acceptable with Warning, N=Not Acceptable

If the evaluation system is not appropriate for the types of analyses performed in your lab, apply a site specific evaluation.

QAP 58 Results by Laboratory**Lab:** PO Institute of Oceanology PAN, Poland

No. Test	Radionuclide	Reported Value	Reported Error	EML Value	EML Error	Reported EML	Evaluation	QAP 56 Evaluation
Matrix: AI Air Filter Bq / filter								
1	AM241	0.310	0.060	0.340	0.040	0.912	A	N
1	CO60	33.000	1.000	33.500	0.870	0.985	A	A
1	CS137	100.000	3.000	99.700	2.300	1.003	A	A
1	MN54	43.200	1.300	43.800	1.130	0.986	A	A
Matrix: SO Soil Bq / kg								
1	AC228	59.000	5.000	57.600	2.500	1.024	A	A
1	AM241	19.000	2.000	15.600	1.000	1.218	A	W
1	BI214	62.000	5.000	67.000	2.300	0.925	A	A
1	CS137	1500.000	80.000	1450.000	73.000	1.034	A	A
1	K40	683.000	50.000	636.000	33.000	1.074	A	A
1	PB214	68.000	5.000	71.100	2.300	0.956	A	A
1	TH234	120.000	20.000	127.000	7.100	0.945	A	A
Matrix: VE Vegetation Bq / kg								
1	CO60	14.000	2.000	12.100	0.700	1.157	A	A
1	CS137	464.000	23.000	444.000	22.000	1.045	A	A
1	K40	1200.000	70.000	1120.000	60.000	1.071	A	N

Values for elemental uranium are reported in µg/filter, g, or mL. pCi/g or mL=Bq x 0.027

Evaluation: A=Acceptable, W=Acceptable with Warning, N=Not Acceptable

If the evaluation system is not appropriate for the types of analyses performed in your lab, apply a site specific evaluation.

QAP 58 Results by Laboratory**Lab:** PR Princeton Plasma Physics Lab

No. Test	Radionuclide	Reported Value	Reported Error	EML Value	EML Error	Reported EML	Evaluation	QAP 56 Evaluation
-----------------	---------------------	-----------------------	-----------------------	------------------	------------------	---------------------	-------------------	--------------------------

Matrix: AI Air Filter Bq / filter

1	CO60	31.970	0.659	33.500	0.870	0.954	A	A
1	CS137	98.730	0.570	99.700	2.300	0.990	A	A
1	MN54	36.470	0.853	43.800	1.130	0.833	W	W

Matrix: WA Water Bq / L

1	CO60	240.830	1.206	234.000	8.400	1.029	A	A
1	CS134	26.090	0.692	30.500	1.090	0.855	W	A
1	CS137	55.430	0.315	63.800	3.400	0.869	W	A
1	H3	384.370	5.850	390.000	3.400	0.986	A	A

Values for elemental uranium are reported in $\mu\text{g}/\text{filter}$, g, or mL. pCi/g or $\text{mL}=\text{Bq} \times 0.027$

Evaluation: A=Acceptable, W=Acceptable with Warning, N=Not Acceptable

If the evaluation system is not appropriate for the types of analyses performed in your lab, apply a site specific evaluation.

QAP 58 Results by Laboratory**Lab:** PS PA-DEP Bureau of Radiation Protection, Harrisburg

No. Test	Radionuclide	Reported Value	Reported Error	EML Value	EML Error	Reported EML	Evaluation	QAP 56 Evaluation
Matrix: AI Air Filter Bq / filter								
1	CO60	36.660	0.400	33.500	0.870	1.094	A	W
1	CS137	115.800	0.550	99.700	2.300	1.161	A	N
1	Gross Alpha	1.130	0.050	1.170	0.120	0.966	A	A
1	Gross Beta	1.770	0.050	1.500	0.150	1.180	A	A
1	PU238	0.490	0.050	0.520	0.010	0.942	A	W
1	PU239	0.320	0.030	0.330	0.010	0.970	A	A
1	SR90	2.700	0.080	2.800	0.140	0.964	A	A
1	U234	0.240	0.020	0.240	0.003	1.000	A	A
1	U238	0.240	0.020	0.240	0.010	1.000	A	A

Matrix: SO Soil Bq / kg

1	AM241	10.580	7.330	15.600	1.000	0.678	W	W
1	CS137	1483.540	8.690	1450.000	73.000	1.023	A	N
1	K40	651.130	25.930	636.000	33.000	1.024	A	N
1	PB212	57.710	4.990	57.900	2.900	0.997	A	W
1	PB214	60.670	8.510	71.100	2.300	0.853	W	N
1	PU238	31.180	3.580	21.900	1.300	1.424	A	A
1	PU239	22.320	2.870	23.400	1.100	0.954	A	W
1	SR90	74.490	7.230	64.400	3.100	1.157	A	A
1	U234	121.940	10.600	120.000	0.500	1.016	A	A
1	U238	127.410	11.020	125.000	0.300	1.019	A	A

Matrix: VE Vegetation Bq / kg

1	CO60	17.830	2.370	12.100	0.700	1.474	N	N
1	CS137	673.330	8.400	444.000	22.000	1.517	N	N
1	K40	1653.720	51.790	1120.000	60.000	1.477	N	N
1	PU238	0.390	0.390	0.360	0.030	1.083	A	A
1	PU239	5.110	1.470	5.170	0.520	0.988	A	A
1	SR90	598.060	15.800	650.000	27.000	0.920	A	A

Matrix: WA Water Bq / L

1	CO60	204.960	2.070	234.000	8.400	0.876	W	A
1	CS134	23.940	0.710	30.500	1.090	0.785	N	W
1	CS137	55.120	1.080	63.800	3.400	0.864	W	A
1	Gross Alpha	321.810	10.140	377.500	10.000	0.852	A	A
1	Gross Beta	651.850	9.960	627.500	10.000	1.039	A	A
1	H3	424.230	12.090	390.000	3.400	1.088	A	A
1	PU238	3.380	0.340	3.330	0.300	1.015	A	W
1	PU239	3.840	0.380	3.920	0.300	0.980	A	A
1	SR90	4.230	0.160	4.340	0.200	0.975	A	A
1	U234	2.220	0.170	2.050	0.190	1.083	A	A
1	U238	2.300	0.180	2.160	0.210	1.065	A	A

Values for elemental uranium are reported in µg/filter, g, or mL. pCi/g or mL=Bq x 0.027**Evaluation:** A=Acceptable, W=Acceptable with Warning, N=Not Acceptable

If the evaluation system is not appropriate for the types of analyses performed in your lab, apply a site specific evaluation.

QAP 58 Results by Laboratory**Lab:** RA V. G. Khlopin Radium Institute, St. Petersburg, Russia

No. Test	Radionuclide	Reported Value	Reported Error	EML Value	EML Error	Reported EML	Evaluation	QAP 56 Evaluation
Matrix: AI Air Filter Bq / filter								
1	CO60	34.500	2.200	33.500	0.870	1.030	A	A
1	CS137	103.000	6.000	99.700	2.300	1.033	A	A
1	MN54	42.900	2.600	43.800	1.130	0.979	A	A
1	PU238	0.530	0.080	0.520	0.010	1.019	A	A
1	PU239	0.330	0.050	0.330	0.010	1.000	A	A
1	SR90	2.500	0.500	2.800	0.140	0.893	A	A
1	ug/g U	19.400	1.000	19.700	0.760	0.985	A	
Matrix: SO Soil Bq / kg								
1	AC228	55.000	5.000	57.600	2.500	0.955	A	A
1	BI212	62.000	5.000	60.600	4.000	1.023	A	A
1	BI214	59.400	4.200	67.000	2.300	0.887	A	W
1	CS137	1460.000	80.000	1450.000	73.000	1.007	A	A
1	K40	640.000	80.000	636.000	33.000	1.006	A	A
1	PB212	61.100	3.600	57.900	2.900	1.055	A	A
1	PB214	59.700	4.300	71.100	2.300	0.840	W	A
1	PU238	20.700	3.100	21.900	1.300	0.945	A	A
1	PU239	22.900	3.400	23.400	1.100	0.979	A	A
1	SR90	65.000	15.000	64.400	3.100	1.009	A	W
1	TH234	110.000	10.000	127.000	7.100	0.866	A	A
1	ug/g U	9.700	0.600	10.100	0.300	0.960	A	
Matrix: VE Vegetation Bq / kg								
1	CO60	11.400	0.700	12.100	0.700	0.942	A	A
1	CS137	449.000	30.000	444.000	22.000	1.011	A	A
1	K40	1100.000	130.000	1120.000	60.000	0.982	A	A
1	PU238	0.420	0.080	0.360	0.030	1.167	A	A
1	PU239	5.100	0.800	5.170	0.520	0.986	A	A
1	SR90	580.000	120.000	650.000	27.000	0.892	A	A

Values for elemental uranium are reported in µg/filter, g, or mL. pCi/g or mL=Bq x 0.027

Evaluation: A=Acceptable, W=Acceptable with Warning, N=Not Acceptable

If the evaluation system is not appropriate for the types of analyses performed in your lab, apply a site specific evaluation.

QAP 58 Results by Laboratory**Lab:** RB Research Department of a Radiative Metrology, Belarus

No. Test	Radionuclide	Reported Value	Reported Error	EML Value	EML Error	Reported EML	Evaluation	QAP 56 Evaluation
Matrix: AI Air Filter Bq / filter								
1	AM241	0.243	0.019	0.340	0.040	0.715	W	W
1	CO60	31.550	2.520	33.500	0.870	0.942	A	A
1	CS137	100.300	8.020	99.700	2.300	1.006	A	A
1	Gross Alpha	1.120	0.090	1.170	0.120	0.957	A	A
1	Gross Beta	1.470	0.120	1.500	0.150	0.980	A	A
1	MN54	65.340	5.220	43.800	1.130	1.492	N	A

Matrix: SO Soil Bq / kg

1	AC228	56.200	4.500	57.600	2.500	0.976	A	A
1	AM241	12.000	1.000	15.600	1.000	0.769	W	W
1	BI212	53.500	4.300	60.600	4.000	0.883	A	A
1	BI214	62.300	5.000	67.000	2.300	0.930	A	A
1	CS137	1441.400	115.300	1450.000	73.000	0.994	A	A
1	K40	721.000	57.700	636.000	33.000	1.134	A	A
1	PB212	52.000	4.200	57.900	2.900	0.898	A	A
1	PB214	69.400	5.600	71.100	2.300	0.976	A	A
1	U238	120.400	9.600	125.000	0.300	0.963	A	W

Matrix: VE Vegetation Bq / kg

1	AM241	2.460	0.200	3.510	0.130	0.701	N	A
1	CO60	10.200	0.800	12.100	0.700	0.843	W	A
1	CS137	100.300	8.000	444.000	22.000	0.226	N	A
1	K40	1318.000	105.400	1120.000	60.000	1.177	A	W
1	SR90	598.600	45.500	650.000	27.000	0.921	A	W

Matrix: WA Water Bq / L

1	AM241	2.360	0.190	2.130	0.150	1.108	A	A
1	CO60	223.700	17.900	234.000	8.400	0.956	A	A
1	CS134	28.600	2.300	30.500	1.090	0.938	A	W
1	CS137	63.800	5.100	63.800	3.400	1.000	A	A
1	Gross Alpha	196.500	15.700	377.500	10.000	0.521	N	
1	Gross Beta	671.200	53.700	627.500	10.000	1.070	A	

Values for elemental uranium are reported in µg/filter, g, or mL. pCi/g or mL=Bq x 0.027**Evaluation:** A=Acceptable, W=Acceptable with Warning, N=Not Acceptable

If the evaluation system is not appropriate for the types of analyses performed in your lab, apply a site specific evaluation.

QAP 58 Results by Laboratory**Lab:** RI Fluor Hanford, Inc., 222S Lab.

No. Test	Radionuclide	Reported Value	Reported Error	EML Value	EML Error	Reported EML	Evaluation	QAP 56 Evaluation
Matrix: AI Air Filter Bq / filter								
1	AM241	0.337	0.021	0.340	0.040	0.991	A	W
1	CO60	31.300	0.898	33.500	0.870	0.934	A	A
1	CS137	99.800	1.790	99.700	2.300	1.001	A	A
1	Gross Alpha	0.929	0.048	1.170	0.120	0.794	W	W
1	Gross Beta	1.550	0.057	1.500	0.150	1.033	A	A
1	MN54	42.600	1.320	43.800	1.130	0.973	A	A
1	PU238	0.522	0.025	0.520	0.010	1.004	A	W
1	PU239	0.338	0.019	0.330	0.010	1.024	A	A
1	SR90	2.850	0.074	2.800	0.140	1.018	A	A
Matrix: SO Soil Bq / kg								
1	AC228	53.700	5.010	57.600	2.500	0.932	A	A
1	BI214	64.700	4.490	67.000	2.300	0.966	A	A
1	CS137	1470.000	8.550	1450.000	73.000	1.014	A	A
1	PB212	63.500	5.200	57.900	2.900	1.097	A	A
1	PB214	65.000	4.880	71.100	2.300	0.914	A	A
1	SR90	68.100	3.320	64.400	3.100	1.057	A	A
Matrix: VE Vegetation Bq / kg								
1	CO60	14.300	1.550	12.100	0.700	1.182	A	
1	CS137	526.000	6.790	444.000	22.000	1.185	A	A
1	SR90	412.000	4.740	650.000	27.000	0.634	W	N
Matrix: WA Water Bq / L								
1	AM241	2.700	0.240	2.130	0.150	1.268	W	N
1	CO60	234.000	3.020	234.000	8.400	1.000	A	A
1	CS134	28.500	1.430	30.500	1.090	0.934	A	A
1	CS137	64.000	2.750	63.800	3.400	1.003	A	A
1	Gross Alpha	195.000	15.600	377.500	10.000	0.517	N	A
1	Gross Beta	613.000	25.100	627.500	10.000	0.977	A	A
1	H3	349.000	20.800	390.000	3.400	0.895	W	N
1	PU238	3.200	0.167	3.330	0.300	0.961	A	W
1	PU239	4.080	0.200	3.920	0.300	1.041	A	A
1	SR90	4.190	0.385	4.340	0.200	0.965	A	N
3	ug/g U	0.172		0.170	0.020	1.012	A	
2	ug/g U	0.173		0.170	0.020	1.018	A	
1	ug/g U	0.171		0.170	0.020	1.006	A	

Values for elemental uranium are reported in µg/filter, g, or mL. pCi/g or mL=Bq x 0.027
Evaluation: A=Acceptable, W=Acceptable with Warning, N=Not Acceptable

If the evaluation system is not appropriate for the types of analyses performed in your lab, apply a site specific evaluation.

QAP 58 Results by Laboratory**Lab:** RK Rock Island Arsenal, Illinois

No. Test	Radionuclide	Reported Value	Reported Error	EML Value	EML Error	Reported EML	Evaluation	QAP 56 Evaluation
Matrix: AI Air Filter Bq / filter								
1	Gross Alpha	0.820	0.030	1.170	0.120	0.701	N	W
1	Gross Beta	1.508	0.050	1.500	0.150	1.005	A	A

Values for elemental uranium are reported in $\mu\text{g}/\text{filter}$, g, or mL. pCi/g or $\text{mL}=\text{Bq} \times 0.027$

Evaluation: A=Acceptable, W=Acceptable with Warning, N=Not Acceptable

If the evaluation system is not appropriate for the types of analyses performed in your lab, apply a site specific evaluation.

QAP 58 Results by Laboratory**Lab:** RM RMI Environmental Services, Ashtabula, OH

No. Test	Radionuclide	Reported Value	Reported Error	EML Value	EML Error	Reported EML	Evaluation	QAP 56 Evaluation
Matrix: AI Air Filter Bq / filter								
1	Gross Alpha	0.970	0.060	1.170	0.120	0.829	W	
1	Gross Beta	1.990	0.150	1.500	0.150	1.327	W	
Matrix: SO Soil Bq / kg								
1	AC228	52.000	8.000	57.600	2.500	0.903	A	A
1	BI212	51.000	4.000	60.600	4.000	0.842	A	A
1	BI214	62.000	10.000	67.000	2.300	0.925	A	A
1	CS137	1240.000	50.000	1450.000	73.000	0.855	W	A
1	K40	570.000	50.000	636.000	33.000	0.896	W	A
1	PB212	51.000	4.000	57.900	2.900	0.881	W	A
1	PB214	62.000	10.000	71.100	2.300	0.872	W	A
Matrix: WA Water Bq / L								
1	CO60	214.000	25.000	234.000	8.400	0.915	A	A
1	CS134	31.000	4.000	30.500	1.090	1.016	A	A
1	CS137	64.000	4.000	63.800	3.400	1.003	A	A

Values for elemental uranium are reported in $\mu\text{g}/\text{filter}$, g, or mL. pCi/g or $\text{mL}=\text{Bq} \times 0.027$

Evaluation: A=Acceptable, W=Acceptable with Warning, N=Not Acceptable

If the evaluation system is not appropriate for the types of analyses performed in your lab, apply a site specific evaluation.

QAP 58 Results by Laboratory**Lab:** RS RSA Laboratories, Hebron, CT

No. Test	Radionuclide	Reported Value	Reported Error	EML Value	EML Error	Reported EML	Evaluation	QAP 56 Evaluation
Matrix: AI Air Filter Bq / filter								
1	AM241	0.360	0.220	0.340	0.040	1.059	A	
1	CO60	26.780	1.350	33.500	0.870	0.799	N	
1	CS137	98.030	4.810	99.700	2.300	0.983	A	
1	Gross Alpha	1.190	0.090	1.170	0.120	1.017	A	
1	Gross Beta	1.640	0.110	1.500	0.150	1.093	A	
1	MN54	42.480	2.450	43.800	1.130	0.970	A	
Matrix: SO Soil Bq / kg								
1	AC228	51.370	4.410	57.600	2.500	0.892	A	
1	AM241	12.950	1.120	15.600	1.000	0.830	W	
1	BI212	44.710	5.150	60.600	4.000	0.738	A	
1	BI214	49.000	3.470	67.000	2.300	0.731	N	
1	CS137	1376.900	32.360	1450.000	73.000	0.950	A	
1	K40	607.800	22.340	636.000	33.000	0.956	A	
1	PB212	54.440	2.130	57.900	2.900	0.940	A	
1	PB214	56.260	3.660	71.100	2.300	0.791	W	
Matrix: VE Vegetation Bq / kg								
1	AM241	4.810	0.690	3.510	0.130	1.370	A	
1	CO60	13.590	1.740	12.100	0.700	1.123	A	
1	CS137	46.600	1.730	444.000	22.000	0.105	N	
1	K40	1154.000	47.440	1120.000	60.000	1.030	A	
Matrix: WA Water Bq / L								
1	AM241	3.300	0.790	2.130	0.150	1.549	N	
1	CO60	240.310	6.490	234.000	8.400	1.027	A	
1	CS134	31.850	1.150	30.500	1.090	1.044	A	
1	CS137	64.020	2.730	63.800	3.400	1.003	A	

Values for elemental uranium are reported in µg/filter, g, or mL. pCi/g or mL=Bq x 0.027

Evaluation: A=Acceptable, W=Acceptable with Warning, N=Not Acceptable

If the evaluation system is not appropriate for the types of analyses performed in your lab, apply a site specific evaluation.

QAP 58 Results by Laboratory**Lab:** RU Research Institute of Radiology, Belarus

No. Test	Radionuclide	Reported Value	Reported Error	EML Value	EML Error	Reported EML	Evaluation	QAP 56 Evaluation
Matrix: AI Air Filter Bq / filter								
1	CO60	34.300	5.100	33.500	0.870	1.024	A	A
1	CS137	103.000	15.500	99.700	2.300	1.033	A	A
1	MN54	46.300	6.900	43.800	1.130	1.057	A	A
Matrix: SO Soil Bq / kg								
1	AM241	16.300	2.400	15.600	1.000	1.045	A	A
1	BI214	70.400	10.600	67.000	2.300	1.051	A	A
1	CS137	1458.200	218.700	1450.000	73.000	1.006	A	A
1	K40	1040.600	156.100	636.000	33.000	1.636	N	W
1	PB212	62.300	9.300	57.900	2.900	1.076	A	W
1	PB214	76.700	11.500	71.100	2.300	1.079	A	A
1	TH234	119.900	18.000	127.000	7.100	0.944	A	A
Matrix: VE Vegetation Bq / kg								
1	AM241	3.700	0.600	3.510	0.130	1.054	A	A
1	CO60	8.000	1.200	12.100	0.700	0.661	N	W
1	CS137	405.000	60.800	444.000	22.000	0.912	A	A
1	K40	1250.000	187.500	1120.000	60.000	1.116	A	A
Matrix: WA Water Bq / L								
1	CO60	213.000	32.000	234.000	8.400	0.910	A	A
1	CS134	32.000	4.800	30.500	1.090	1.049	A	A
1	CS137	65.500	9.800	63.800	3.400	1.027	A	W

Values for elemental uranium are reported in µg/filter, g, or mL. pCi/g or mL=Bq x 0.027
Evaluation: A=Acceptable, W=Acceptable with Warning, N=Not Acceptable

If the evaluation system is not appropriate for the types of analyses performed in your lab, apply a site specific evaluation.

QAP 58 Results by Laboratory**Lab:** SA Sandia Labs Radioactive Sample Diag. Prog., NM

No. Test	Radionuclide	Reported Value	Reported Error	EML Value	EML Error	Reported EML	Evaluation	QAP 56 Evaluation
Matrix: AI Air Filter Bq / filter								
1	CO60	34.000	3.500	33.500	0.870	1.015	A	A
1	CS137	107.000	11.400	99.700	2.300	1.073	A	A
1	Gross Alpha	1.340	0.110	1.170	0.120	1.145	A	W
1	Gross Beta	1.620	0.080	1.500	0.150	1.080	A	A
1	MN54	48.000	5.100	43.800	1.130	1.096	A	A
Matrix: SO Soil Bq/kg								
1	CS137	1559.000	459.000	1450.000	73.000	1.075	A	N
1	K40	693.000	234.000	636.000	33.000	1.090	A	W
1	ug/g U	8.090	1.390	10.100	0.300	0.801	A	
2	ug/g U	8.730	0.780	10.100	0.300	0.864	A	
Matrix: WA Water Bq/L								
1	CO60	236.000	16.000	234.000	8.400	1.009	A	A
1	CS134	29.000	1.600	30.500	1.090	0.951	A	A
1	CS137	64.000	3.700	63.800	3.400	1.003	A	A
1	Gross Alpha	347.000	48.000	377.500	10.000	0.919	A	A
1	Gross Beta	633.000	41.000	627.500	10.000	1.009	A	A
1	ug/g U	0.173	0.012	0.170	0.020	1.018	A	
2	ug/g U	0.175	0.009	0.170	0.020	1.029	A	

Values for elemental uranium are reported in µg/filter, g, or mL. pCi/g or mL=Bq x 0.027

Evaluation: A=Acceptable, W=Acceptable with Warning, N=Not Acceptable

If the evaluation system is not appropriate for the types of analyses performed in your lab, apply a site specific evaluation.

QAP 58 Results by Laboratory**Lab:** SB SC Dept. of Health and Environment Control Radiological Lab

No. Test	Radionuclide	Reported Value	Reported Error	EML Value	EML Error	Reported EML	Evaluation	QAP 56 Evaluation
Matrix: AI Air Filter Bq / filter								
1	AM241	0.340	0.139	0.340	0.040	1.000	A	
1	CO60	33.700	2.200	33.500	0.870	1.006	A	A
1	CS137	105.100	14.300	99.700	2.300	1.054	A	A
1	Gross Alpha	1.162	0.070	1.170	0.120	0.993	A	W
1	Gross Beta	1.524	0.069	1.500	0.150	1.016	A	A
1	MN54	47.200	6.300	43.800	1.130	1.078	A	A

Matrix: WA Water Bq / L

1	AM241	1.210	0.450	2.130	0.150	0.568	N	A
1	CO60	214.500	13.700	234.000	8.400	0.917	A	W
1	CS137	57.200	6.000	63.800	3.400	0.897	W	W
1	Gross Alpha	378.510	22.980	377.500	10.000	1.003	A	A
1	Gross Beta	564.620	20.680	627.500	10.000	0.900	A	A
1	H3	458.800	12.700	390.000	3.400	1.176	A	A

Values for elemental uranium are reported in µg/filter, g, or mL. pCi/g or mL=Bq x 0.027
Evaluation: A=Acceptable, W=Acceptable with Warning, N=Not Acceptable

If the evaluation system is not appropriate for the types of analyses performed in your lab, apply a site specific evaluation.

QAP 58 Results by Laboratory**Lab:** SD STL Denver

No. Test	Radionuclide	Reported Value	Reported Error	EML Value	EML Error	Reported EML	Evaluation	QAP 56 Evaluation
Matrix: AI Air Filter Bq / filter								
1	AM241	0.318	0.014	0.340	0.040	0.935	A	A
1	Bq U	0.465	0.042	0.500	0.010	0.930	A	A
1	CO60	36.300	1.800	33.500	0.870	1.084	A	A
1	CS137	111.000	7.000	99.700	2.300	1.113	A	A
1	Gross Alpha	0.996	0.061	1.170	0.120	0.851	A	A
1	Gross Beta	0.967	0.060	1.500	0.150	0.645	N	A
1	MN54	49.400	2.600	43.800	1.130	1.128	A	A
1	PU238	0.559	0.017	0.520	0.010	1.075	A	A
1	PU239	0.295	0.012	0.330	0.010	0.894	A	N
1	SR90	2.190	0.080	2.800	0.140	0.782	A	A
1	U234	0.230	0.018	0.240	0.003	0.958	A	A
1	U238	0.224	0.018	0.240	0.010	0.933	A	W
1	ug/g U	18.200	1.600	19.700	0.760	0.924	A	

Matrix: SO Soil Bq / kg

1	AC228	73.800	7.700	57.600	2.500	1.281	W	A
1	AM241	17.700	8.700	15.600	1.000	1.135	A	A
1	BI212	62.100	6.200	60.600	4.000	1.025	A	A
1	BI214	64.700	5.600	67.000	2.300	0.966	A	A
1	Bq U	246.000	11.000	249.000	0.300	0.988	A	A
1	CS137	1610.000	100.000	1450.000	73.000	1.110	A	A
1	K40	675.000	48.000	636.000	33.000	1.061	A	A
1	PB212	70.200	8.500	57.900	2.900	1.212	W	A
1	PB214	73.200	7.300	71.100	2.300	1.030	A	A
1	PU238	23.300	1.900	21.900	1.300	1.064	A	A
1	PU239	24.700	1.800	23.400	1.100	1.056	A	A
1	TH234	143.000	12.000	127.000	7.100	1.126	A	A
1	U234	115.000	5.000	120.000	0.500	0.958	A	A
1	U238	126.000	5.000	125.000	0.300	1.008	A	A
1	ug/g U	10.100	0.400	10.100	0.300	1.000	A	

Matrix: VE Vegetation Bq / kg

1	AM241	3.710	0.380	3.510	0.130	1.057	A	A
1	CM244	1.900	0.280	2.010	0.100	0.945	A	W
1	CO60	12.400	1.200	12.100	0.700	1.025	A	A
1	CS137	462.000	30.000	444.000	22.000	1.041	A	W
1	K40	1090.000	80.000	1120.000	60.000	0.973	A	A
1	PU239	4.770	0.350	5.170	0.520	0.923	A	N

Matrix: WA Water Bq / L

1	AM241	2.330	0.060	2.130	0.150	1.094	A	A
1	Bq U	4.490	0.190	4.290	0.390	1.047	A	A
1	CO60	259.000	13.000	234.000	8.400	1.107	W	W

Values for elemental uranium are reported in µg/filter, g, or mL. pCi/g or mL=Bq x 0.027**Evaluation:** A=Acceptable, W=Acceptable with Warning, N=Not Acceptable

If the evaluation system is not appropriate for the types of analyses performed in your lab, apply a site specific evaluation.

QAP 58 Results by Laboratory**Lab:** SD STL Denver

No. Test	Radionuclide	Reported Value	Reported Error	EML Value	EML Error	Reported EML	Evaluation	QAP 56 Evaluation
Matrix: WA Water Bq/L								
1	CS134	33.600	3.200	30.500	1.090	1.102	A	A
1	CS137	71.500	4.900	63.800	3.400	1.121	W	W
1	Gross Alpha	358.000	9.000	377.500	10.000	0.948	A	A
1	Gross Beta	613.000	11.000	627.500	10.000	0.977	A	A
1	H3	276.000	13.000	390.000	3.400	0.708	N	A
1	PU238	3.580	0.150	3.330	0.300	1.075	A	A
1	PU239	3.540	0.150	3.920	0.300	0.903	A	W
1	U234	2.190	0.080	2.050	0.190	1.068	A	A
1	U238	2.190	0.080	2.160	0.210	1.014	A	A
1	ug/g U	0.177	0.007	0.170	0.020	1.041	A	

Values for elemental uranium are reported in µg/filter, g, or mL. pCi/g or mL=Bq x 0.027

Evaluation: A=Acceptable, W=Acceptable with Warning, N=Not Acceptable

If the evaluation system is not appropriate for the types of analyses performed in your lab, apply a site specific evaluation.

QAP 58 Results by Laboratory**Lab:** SI Jozef Stefan Institute, Slovenia

No. Test	Radionuclide	Reported Value	Reported Error	EML Value	EML Error	Reported EML	Evaluation	QAP 56 Evaluation
Matrix: AI Air Filter Bq / filter								
2	AM241	0.330	0.020	0.340	0.040	0.971	A	A
1	AM241	0.380	0.030	0.340	0.040	1.118	A	A
1	CO60	36.600	0.700	33.500	0.870	1.093	A	A
2	CO60	33.200	0.700	33.500	0.870	0.991	A	A
2	CS137	103.000	3.000	99.700	2.300	1.033	A	A
1	CS137	113.000	3.000	99.700	2.300	1.133	A	A
1	MN54	47.400	1.000	43.800	1.130	1.082	A	A
2	MN54	42.900	0.900	43.800	1.130	0.979	A	A

Matrix: SO Soil Bq / kg

1	AC228	58.500	1.200	57.600	2.500	1.016	A	A
1	AM241	14.200	0.500	15.600	1.000	0.910	A	A
1	BI212	56.100	1.300	60.600	4.000	0.926	A	A
1	BI214	59.800	1.200	67.000	2.300	0.893	A	A
2	BI214	78.800	1.600	67.000	2.300	1.176	A	A
1	CS137	1444.000	29.000	1450.000	73.000	0.996	A	A
1	K40	604.000	24.000	636.000	33.000	0.950	A	A
1	PB212	59.100	1.200	57.900	2.900	1.021	A	A
1	PB214	61.600	1.300	71.100	2.300	0.866	W	A
2	PB214	81.600	1.600	71.100	2.300	1.148	A	A
1	U238	118.000	8.000	125.000	0.300	0.944	A	W

Matrix: VE Vegetation Bq / kg

1	AM241	3.900	0.300	3.510	0.130	1.111	A	A
1	CO60	12.900	0.300	12.100	0.700	1.066	A	A
1	CS137	471.000	10.000	444.000	22.000	1.061	A	A
1	K40	1109.000	44.000	1120.000	60.000	0.990	A	A

Matrix: WA Water Bq / L

1	AM241	2.310	0.220	2.130	0.150	1.085	A	A
1	CO60	236.000	5.000	234.000	8.400	1.009	A	A
1	CS134	30.900	0.600	30.500	1.090	1.013	A	A
1	CS137	63.500	1.300	63.800	3.400	0.995	A	A
1	H3	396.000	16.000	390.000	3.400	1.015	A	A
1	SR90	4.420	0.610	4.340	0.200	1.018	A	A
1	U238	2.900	1.200	2.160	0.210	1.343	N	A

Values for elemental uranium are reported in µg/filter, g, or mL. pCi/g or mL=Bq x 0.027**Evaluation:** A=Acceptable, W=Acceptable with Warning, N=Not Acceptable

If the evaluation system is not appropriate for the types of analyses performed in your lab, apply a site specific evaluation.

QAP 58 Results by Laboratory**Lab:** SK Savannah River Plant

No. Test	Radionuclide	Reported Value	Reported Error	EML Value	EML Error	Reported EML	Evaluation	QAP 56 Evaluation
Matrix: SO Soil Bq/kg								
1	AC228	59.700	3.000	57.600	2.500	1.036	A	
2	AC228	62.500	2.200	57.600	2.500	1.085	A	
1	AM241	16.200	0.800	15.600	1.000	1.038	A	
2	AM241	8.400	1.000	15.600	1.000	0.538	N	
1	BI212	60.400	3.000	60.600	4.000	0.997	A	
2	BI212	62.900	2.900	60.600	4.000	1.038	A	
1	BI214	69.200	3.500	67.000	2.300	1.033	A	
2	BI214	72.500	2.400	67.000	2.300	1.082	A	
1	CS137	1525.000	61.000	1450.000	73.000	1.052	A	
2	CS137	1700.000	52.000	1450.000	73.000	1.172	W	
1	K40	614.000	30.000	636.000	33.000	0.965	A	
2	K40	699.000	22.000	636.000	33.000	1.099	A	
1	PB212	66.700	3.500	57.900	2.900	1.152	A	
2	PB212	65.100	2.200	57.900	2.900	1.124	A	
1	PB214	71.900	3.600	71.100	2.300	1.011	A	
2	PB214	77.700	2.600	71.100	2.300	1.093	A	
1	TH234	105.000	7.000	127.000	7.100	0.827	A	
1	U238	115.000	16.000	125.000	0.300	0.920	A	
2	U238	130.000	16.000	125.000	0.300	1.040	A	

Matrix: VE Vegetation Bq/kg

1	AM241	5.560	0.570	3.510	0.130	1.584	W	
1	CO60	13.900	0.700	12.100	0.700	1.149	A	
2	CO60	13.300	0.500	12.100	0.700	1.099	A	
1	CS137	528.000	22.000	444.000	22.000	1.189	A	
2	CS137	536.000	17.000	444.000	22.000	1.207	W	
1	K40	1180.000	50.000	1120.000	60.000	1.054	A	
2	K40	1200.000	41.000	1120.000	60.000	1.071	A	

Matrix: WA Water Bq/L

1	AM241	2.190	0.230	2.130	0.150	1.028	A	A
1	CO60	221.000	10.000	234.000	8.400	0.944	A	A
2	CO60	233.000	7.000	234.000	8.400	0.996	A	A
1	CS134	29.400	2.200	30.500	1.090	0.964	A	A
2	CS134	28.400	1.000	30.500	1.090	0.931	A	A
1	CS137	62.200	2.800	63.800	3.400	0.975	A	A
2	CS137	67.300	2.300	63.800	3.400	1.055	A	A

Values for elemental uranium are reported in µg/filter, g, or mL. pCi/g or mL=Bq x 0.027**Evaluation:** A=Acceptable, W=Acceptable with Warning, N=Not Acceptable

If the evaluation system is not appropriate for the types of analyses performed in your lab, apply a site specific evaluation.

QAP 58 Results by Laboratory**Lab:** SL Stanford Linear Accelerator Center

No. Test	Radionuclide	Reported Value	Reported Error	EML Value	EML Error	Reported EML	Evaluation	QAP 56 Evaluation
Matrix: SO Soil Bq/kg								
1	CS137	1786.000	6.000	1450.000	73.000	1.232	W	A
Matrix: WA Water Bq/L								
1	CO60	212.000	4.000	234.000	8.400	0.906	A	N
1	CS137	57.000	2.000	63.800	3.400	0.893	W	A

Values for elemental uranium are reported in $\mu\text{g}/\text{filter}$, g, or mL. pCi/g or $\text{mL}=\text{Bq} \times 0.027$

Evaluation: A=Acceptable, W=Acceptable with Warning, N=Not Acceptable

If the evaluation system is not appropriate for the types of analyses performed in your lab, apply a site specific evaluation.

QAP 58 Results by Laboratory**Lab:** SN Sanford Cohen Associates, Inc., Montgomery, AL

No. Test	Radionuclide	Reported Value	Reported Error	EML Value	EML Error	Reported EML	Evaluation	QAP 56 Evaluation
Matrix: AI Air Filter Bq / filter								
1	AM241	0.265	0.035	0.340	0.040	0.779	W	A
1	Gross Alpha	1.340	0.064	1.170	0.120	1.145	A	W
1	Gross Beta	1.420	0.056	1.500	0.150	0.947	A	A
1	PU238	0.550	0.069	0.520	0.010	1.058	A	A
1	PU239	0.348	0.045	0.330	0.010	1.055	A	A
1	U234	0.230	0.026	0.240	0.003	0.958	A	A
1	U238	0.240	0.026	0.240	0.010	1.000	A	A
Matrix: SO Soil Bq / kg								
1	AC228	59.800	13.500	57.600	2.500	1.038	A	A
1	AM241	15.600	6.500	15.600	1.000	1.000	A	A
1	BI212	50.200	20.200	60.600	4.000	0.828	A	W
1	BI214	60.600	10.000	67.000	2.300	0.904	A	A
1	CS137	1542.000	182.000	1450.000	73.000	1.063	A	A
1	K40	745.000	85.100	636.000	33.000	1.171	A	A
1	PB212	62.700	8.000	57.900	2.900	1.083	A	A
1	PB214	68.600	11.200	71.100	2.300	0.965	A	A
1	PU239	24.400	7.700	23.400	1.100	1.043	A	A
1	SR90	26.300	5.540	64.400	3.100	0.408	N	A
1	U234	129.100	19.900	120.000	0.500	1.076	A	A
1	U238	123.100	19.300	125.000	0.300	0.985	A	A
Matrix: VE Vegetation Bq / kg								
1	AM241	3.130	1.170	3.510	0.130	0.892	A	W
1	CM244	1.720	0.842	2.010	0.100	0.856	A	N
1	CO60	16.300	5.240	12.100	0.700	1.347	W	A
1	CS137	513.000	62.000	444.000	22.000	1.155	A	A
1	K40	1394.000	151.000	1120.000	60.000	1.245	W	A
1	PU239	5.450	1.600	5.170	0.520	1.054	A	A
1	SR90	397.000	11.100	650.000	27.000	0.611	W	A
Matrix: WA Water Bq / L								
1	AM241	2.360	0.350	2.130	0.150	1.108	A	A
1	CO60	230.000	23.800	234.000	8.400	0.983	A	A
1	CS134	23.500	7.140	30.500	1.090	0.770	N	A
1	CS137	52.700	11.700	63.800	3.400	0.826	W	A
1	Gross Alpha	357.000	15.400	377.500	10.000	0.946	A	A
1	Gross Beta	587.000	15.200	627.500	10.000	0.935	A	A
1	H3	341.000	14.000	390.000	3.400	0.874	W	A
1	PU238	3.570	0.456	3.330	0.300	1.072	A	A
1	PU239	4.260	0.538	3.920	0.300	1.087	A	A
1	SR90	3.010	0.205	4.340	0.200	0.694	W	W
1	U234	2.180	0.241	2.050	0.190	1.063	A	A

Values for elemental uranium are reported in µg/filter, g, or mL. pCi/g or mL=Bq x 0.027**Evaluation:** A=Acceptable, W=Acceptable with Warning, N=Not Acceptable

If the evaluation system is not appropriate for the types of analyses performed in your lab, apply a site specific evaluation.

QAP 58 Results by Laboratory**Lab:** SN Sanford Cohen Associates, Inc., Montgomery, AL

No. Test	Radionuclide	Reported Value	Reported Error	EML Value	EML Error	Reported EML	Evaluation	QAP 56 Evaluation
Matrix: WA Water Bq/L								
1	U238	2.240	0.246	2.160	0.210	1.037	A	A

Values for elemental uranium are reported in $\mu\text{g}/\text{filter}$, g, or mL. pCi/g or $\text{mL}=\text{Bq} \times 0.027$

Evaluation: A=Acceptable, W=Acceptable with Warning, N=Not Acceptable

If the evaluation system is not appropriate for the types of analyses performed in your lab, apply a site specific evaluation.

QAP 58 Results by Laboratory**Lab:** SR Savannah River Environmental Laboratory

No. Test	Radionuclide	Reported Value	Reported Error	EML Value	EML Error	Reported EML	Evaluation	QAP 56 Evaluation
Matrix: AI Air Filter Bq / filter								
1	AM241	0.286	0.037	0.340	0.040	0.841	W	A
1	CO60	37.800	2.500	33.500	0.870	1.128	W	W
1	CS137	117.000	12.100	99.700	2.300	1.174	W	A
1	Gross Alpha	1.130	0.120	1.170	0.120	0.966	A	W
1	Gross Beta	1.680	0.110	1.500	0.150	1.120	A	W
1	MN54	50.000	4.600	43.800	1.130	1.142	A	A
1	PU238	0.515	0.074	0.520	0.010	0.990	A	W
1	PU239	0.331	0.048	0.330	0.010	1.003	A	A
1	SR90	3.190	0.320	2.800	0.140	1.139	A	A
1	U234	0.253	0.036	0.240	0.003	1.054	A	A
1	U238	0.254	0.036	0.240	0.010	1.058	A	A

Matrix: SO Soil Bq / kg

1	AC228	43.000	6.800	57.600	2.500	0.747	N	W
1	AM241	14.790	1.360	15.600	1.000	0.948	A	A
1	BI212	34.500	6.700	60.600	4.000	0.569	W	W
1	BI214	58.900	4.000	67.000	2.300	0.879	A	A
1	CS137	1400.000	142.000	1450.000	73.000	0.966	A	A
1	K40	623.000	58.000	636.000	33.000	0.980	A	A
1	PB212	40.300	5.400	57.900	2.900	0.696	N	N
1	PB214	59.000	4.700	71.100	2.300	0.830	W	A
1	PU239	25.520	4.300	23.400	1.100	1.091	A	A
1	SR90	47.000	14.000	64.400	3.100	0.730	W	A
1	TH234	102.000	16.000	127.000	7.100	0.803	W	A
1	U234	132.600	21.800	120.000	0.500	1.105	W	N
1	U238	136.900	21.300	125.000	0.300	1.095	A	N

Matrix: VE Vegetation Bq / kg

1	AM241	3.155	0.511	3.510	0.130	0.899	A	A
1	CM244	2.349	0.426	2.010	0.100	1.169	A	A
1	CO60	12.400	1.500	12.100	0.700	1.025	A	W
1	CS137	440.000	45.000	444.000	22.000	0.991	A	A
1	K40	1120.000	106.000	1120.000	60.000	1.000	A	A
1	PU239	4.780	0.740	5.170	0.520	0.925	A	A
1	SR90	776.000	70.000	650.000	27.000	1.194	W	N

Matrix: WA Water Bq / L

1	AM241	2.340	0.330	2.130	0.150	1.099	A	A
1	CO60	237.000	14.000	234.000	8.400	1.013	A	A
1	CS134	27.100	1.600	30.500	1.090	0.889	W	A
1	CS137	64.200	6.800	63.800	3.400	1.006	A	A
1	Gross Alpha	249.000	55.000	377.500	10.000	0.660	W	A
1	Gross Beta	644.000	68.000	627.500	10.000	1.026	A	A

Values for elemental uranium are reported in µg/filter, g, or mL. pCi/g or mL=Bq x 0.027**Evaluation:** A=Acceptable, W=Acceptable with Warning, N=Not Acceptable

If the evaluation system is not appropriate for the types of analyses performed in your lab, apply a site specific evaluation.

QAP 58 Results by Laboratory**Lab:** SR Savannah River Environmental Laboratory

No. Test	Radionuclide	Reported Value	Reported Error	EML Value	EML Error	Reported EML	Evaluation	QAP 56 Evaluation
Matrix: WA Water Bq/L								
1	H3	372.000	18.000	390.000	3.400	0.954	A	A
1	PU238	3.670	0.530	3.330	0.300	1.102	W	A
1	PU239	4.380	0.610	3.920	0.300	1.117	W	A
1	SR90	4.350	0.940	4.340	0.200	1.002	A	A
1	U234	2.360	0.350	2.050	0.190	1.151	A	W
1	U238	2.450	0.350	2.160	0.210	1.134	A	W

Values for elemental uranium are reported in $\mu\text{g}/\text{filter}$, g, or mL. pCi/g or mL=Bq x 0.027

Evaluation: A=Acceptable, W=Acceptable with Warning, N=Not Acceptable

If the evaluation system is not appropriate for the types of analyses performed in your lab, apply a site specific evaluation.

QAP 58 Results by Laboratory**Lab:** SS GEL Laboratories of Ohio, LLC

No. Test	Radionuclide	Reported Value	Reported Error	EML Value	EML Error	Reported EML	Evaluation	QAP 56 Evaluation
Matrix: AI Air Filter Bq / filter								
1	Gross Alpha	0.836	0.081	1.170	0.120	0.715	N	
1	Gross Beta	1.540	0.336	1.500	0.150	1.027	A	
Matrix: SO Soil Bq / kg								
1	AC228	62.900	4.550	57.600	2.500	1.092	A	
1	AM241	13.300	6.360	15.600	1.000	0.853	W	
1	BI212	47.200	3.940	60.600	4.000	0.779	A	
1	BI214	61.800	3.390	67.000	2.300	0.922	A	
1	CS137	1530.000	76.100	1450.000	73.000	1.055	A	
1	K40	729.000	39.600	636.000	33.000	1.146	A	
1	PB212	60.500	4.160	57.900	2.900	1.045	A	
1	PB214	67.900	4.170	71.100	2.300	0.955	A	
1	TH234	133.000	18.000	127.000	7.100	1.047	A	
Matrix: WA Water Bq / L								
1	CO60	249.000	7.400	234.000	8.400	1.064	A	
1	CS134	27.300	0.942	30.500	1.090	0.895	W	
1	CS137	65.100	3.840	63.800	3.400	1.020	A	
1	Gross Alpha	314.000	26.700	377.500	10.000	0.832	A	
1	Gross Beta	788.000	188.000	627.500	10.000	1.256	A	

Values for elemental uranium are reported in µg/filter, g, or mL. pCi/g or mL=Bq x 0.027

Evaluation: A=Acceptable, W=Acceptable with Warning, N=Not Acceptable

If the evaluation system is not appropriate for the types of analyses performed in your lab, apply a site specific evaluation.

QAP 58 Results by Laboratory**Lab:** ST SC DHEC, Aiken, South Carolina

No. Test	Radionuclide	Reported Value	Reported Error	EML Value	EML Error	Reported EML	Evaluation	QAP 56 Evaluation
Matrix: WA Water Bq/L								
1	H3	392.800	11.100	390.000	3.400	1.007	A	A
1	SR90	4.480	0.410	4.340	0.200	1.032	A	

Values for elemental uranium are reported in $\mu\text{g}/\text{filter}$, g, or mL. pCi/g or mL=Bq x 0.027

Evaluation: A=Acceptable, W=Acceptable with Warning, N=Not Acceptable

If the evaluation system is not appropriate for the types of analyses performed in your lab, apply a site specific evaluation.

QAP 58 Results by Laboratory**Lab:** SV Institute of Occupational Safety, Slovenia

No. Test	Radionuclide	Reported Value	Reported Error	EML Value	EML Error	Reported EML	Evaluation	QAP 56 Evaluation
Matrix: AI Air Filter Bq / filter								
1	AM241	0.297	0.020	0.340	0.040	0.874	A	A
1	CO60	30.500	0.700	33.500	0.870	0.910	A	A
1	CS137	90.000	3.600	99.700	2.300	0.903	A	W
1	MN54	40.400	1.200	43.800	1.130	0.922	A	A
Matrix: SO Soil Bq / kg								
1	AC228	56.700	2.600	57.600	2.500	0.984	A	A
1	AM241	16.300	1.200	15.600	1.000	1.045	A	A
1	BI212	55.900	3.100	60.600	4.000	0.922	A	W
1	BI214	56.000	2.600	67.000	2.300	0.836	W	A
1	CS137	1500.000	64.000	1450.000	73.000	1.034	A	A
1	K40	600.000	34.000	636.000	33.000	0.943	A	A
1	PB212	58.500	4.000	57.900	2.900	1.010	A	W
1	PB214	65.100	2.400	71.100	2.300	0.916	A	A
1	SR90	64.900	1.000	64.400	3.100	1.008	A	W
1	TH234	145.000	20.000	127.000	7.100	1.142	A	A
Matrix: VE Vegetation Bq / kg								
1	AM241	3.680	0.350	3.510	0.130	1.048	A	A
1	CO60	12.300	0.590	12.100	0.700	1.017	A	A
1	CS137	490.000	20.000	444.000	22.000	1.104	A	A
1	K40	1150.000	54.000	1120.000	60.000	1.027	A	A
1	SR90	448.900	1.000	650.000	27.000	0.691	W	W

Values for elemental uranium are reported in µg/filter, g, or mL. pCi/g or mL=Bq x 0.027

Evaluation: A=Acceptable, W=Acceptable with Warning, N=Not Acceptable

If the evaluation system is not appropriate for the types of analyses performed in your lab, apply a site specific evaluation.

QAP 58 Results by Laboratory**Lab:** SW Southwest Research Institute, San Antonio, TX

No. Test	Radionuclide	Reported Value	Reported Error	EML Value	EML Error	Reported EML	Evaluation	QAP 56 Evaluation
Matrix: AI Air Filter Bq / filter								
1	AM241	0.682	0.134	0.340	0.040	2.007	W	W
1	CO60	46.810	3.589	33.500	0.870	1.397	N	A
1	CS137	154.360	21.240	99.700	2.300	1.548	N	A
1	MN54	66.750	9.361	43.800	1.130	1.524	N	A
Matrix: SO Soil Bq / kg								
1	AC228	69.010	6.512	57.600	2.500	1.198	W	W
1	AM241	15.920	3.719	15.600	1.000	1.021	A	W
1	BI212	82.180	20.760	60.600	4.000	1.356	N	N
1	BI214	81.220	5.587	67.000	2.300	1.212	A	A
1	CS137	1700.200	97.310	1450.000	73.000	1.173	W	A
1	K40	749.300	44.030	636.000	33.000	1.178	A	A
1	PB212	67.900	8.214	57.900	2.900	1.173	A	A
1	PB214	84.140	8.362	71.100	2.300	1.183	A	A
1	TH234	124.910	53.500	127.000	7.100	0.984	A	N
Matrix: VE Vegetation Bq / kg								
1	AM241	4.418	3.158	3.510	0.130	1.259	A	
1	CM244	6.486	3.929	2.010	0.100	3.227	N	
1	CO60	18.740	1.384	12.100	0.700	1.549	N	N
1	CS137	686.000	39.590	444.000	22.000	1.545	N	N
1	K40	1625.000	74.370	1120.000	60.000	1.451	N	N
1	PU239	4.914	3.303	5.170	0.520	0.950	A	
Matrix: WA Water Bq / L								
1	AM241	2.205	0.193	2.130	0.150	1.035	A	A
1	Bq U	4.221	0.380	4.290	0.390	0.984	A	
1	CO60	228.500	17.090	234.000	8.400	0.976	A	A
1	CS134	26.030	1.961	30.500	1.090	0.853	W	A
1	CS137	62.750	6.808	63.800	3.400	0.984	A	A
1	PU238	3.540	0.322	3.330	0.300	1.063	A	
1	PU239	4.260	0.382	3.920	0.300	1.087	A	
2	U234	2.030	0.175	2.050	0.190	0.990	A	
2	U238	2.059	0.177	2.160	0.210	0.953	A	
1	U238	0.173	0.009	2.160	0.210	0.080	N	

Values for elemental uranium are reported in $\mu\text{g}/\text{filter}$, g, or mL. pCi/g or mL=Bq x 0.027
Evaluation: A=Acceptable, W=Acceptable with Warning, N=Not Acceptable

If the evaluation system is not appropriate for the types of analyses performed in your lab, apply a site specific evaluation.

QAP 58 Results by Laboratory**Lab:** SX Saxton Nuclear Experimental Corp., Saxton, PA

No. Test	Radionuclide	Reported Value	Reported Error	EML Value	EML Error	Reported EML	Evaluation	QAP 56 Evaluation
Matrix: AI Air Filter Bq / filter								
1	CO60	32.120	1.080	33.500	0.870	0.959	A	W
1	CS137	98.850	5.510	99.700	2.300	0.991	A	W
1	MN54	43.210	2.440	43.800	1.130	0.987	A	W
Matrix: SO Soil Bq / kg								
1	CS137	1378.810	72.390	1450.000	73.000	0.951	A	A
1	K40	646.950	32.100	636.000	33.000	1.017	A	A
Matrix: VE Vegetation Bq / kg								
1	CO60	12.720	0.750	12.100	0.700	1.051	A	A
1	CS137	464.910	24.560	444.000	22.000	1.047	A	A
1	K40	1192.330	58.460	1120.000	60.000	1.065	A	A
Matrix: WA Water Bq / L								
1	CO60	225.590	7.570	234.000	8.400	0.964	A	A
1	CS137	61.360	3.440	63.800	3.400	0.962	A	A
1	H3	427.100	31.430	390.000	3.400	1.095	A	A

Values for elemental uranium are reported in $\mu\text{g}/\text{filter}$, g, or mL. pCi/g or mL=Bq x 0.027

Evaluation: A=Acceptable, W=Acceptable with Warning, N=Not Acceptable

If the evaluation system is not appropriate for the types of analyses performed in your lab, apply a site specific evaluation.

QAP 58 Results by Laboratory**Lab:** SY Syrian Arab Republic Atomic Energy Commission

No. Test	Radionuclide	Reported Value	Reported Error	EML Value	EML Error	Reported EML	Evaluation	QAP 56 Evaluation
Matrix: SO Soil Bq/kg								
1	AC228	58.300	3.100	57.600	2.500	1.012	A	A
1	AM241	13.600	2.500	15.600	1.000	0.872	W	A
1	BI212	45.700	4.600	60.600	4.000	0.754	A	A
1	BI214	47.300	2.600	67.000	2.300	0.706	N	A
1	CS137	1461.000	77.000	1450.000	73.000	1.008	A	A
1	K40	603.000	26.000	636.000	33.000	0.948	A	A
1	PB212	46.500	2.700	57.900	2.900	0.803	W	A
1	PB214	51.600	3.200	71.100	2.300	0.726	N	A
1	TH234	122.000	25.000	127.000	7.100	0.961	A	A

Matrix: VE Vegetation Bq/kg

1	CO60	12.000	0.600	12.100	0.700	0.992	A	A
1	CS137	425.000	31.000	444.000	22.000	0.957	A	N
1	K40	1080.000	64.000	1120.000	60.000	0.964	A	N

Matrix: WA Water Bq/L

1	CO60	235.400	8.600	234.000	8.400	1.006	A	A
1	CS134	27.500	1.200	30.500	1.090	0.902	A	A
1	CS137	61.300	3.100	63.800	3.400	0.961	A	A
1	H3	452.000	6.300	390.000	3.400	1.159	A	W
1	ug/g U	0.183	0.009	0.170	0.020	1.076	A	

Values for elemental uranium are reported in µg/filter, g, or mL. pCi/g or mL=Bq x 0.027
Evaluation: A=Acceptable, W=Acceptable with Warning, N=Not Acceptable

If the evaluation system is not appropriate for the types of analyses performed in your lab, apply a site specific evaluation.

QAP 58 Results by Laboratory**Lab:** TE Environmental Inc., Northbrook, IL

No. Test	Radionuclide	Reported Value	Reported Error	EML Value	EML Error	Reported EML	Evaluation	QAP 56 Evaluation
Matrix: AI Air Filter Bq / filter								
1	AM241	0.270	0.100	0.340	0.040	0.794	W	N
1	Bq U	0.510	0.100	0.500	0.010	1.020	A	N
1	CO60	30.200	0.300	33.500	0.870	0.901	A	A
1	CS137	90.300	1.300	99.700	2.300	0.906	A	A
1	Gross Alpha	0.900	0.100	1.170	0.120	0.769	W	W
1	Gross Beta	1.500	0.100	1.500	0.150	1.000	A	A
1	MN54	41.800	0.600	43.800	1.130	0.954	A	A
1	PU238	0.520	0.100	0.520	0.010	1.000	A	N
1	PU239	0.350	0.100	0.330	0.010	1.061	A	N
1	SR90	2.500	0.100	2.800	0.140	0.893	A	A
Matrix: SO Soil Bq / kg								
1	AC228	55.600	2.500	57.600	2.500	0.965	A	A
1	AM241	12.420	0.900	15.600	1.000	0.796	W	A
1	BI212	57.700	3.200	60.600	4.000	0.952	A	A
1	BI214	60.400	3.200	67.000	2.300	0.901	A	N
1	Bq U	245.000	1.500	249.000	0.300	0.984	A	N
1	CS137	1416.800	70.000	1450.000	73.000	0.977	A	A
1	K40	653.800	11.900	636.000	33.000	1.028	A	A
1	PB212	51.100	5.200	57.900	2.900	0.883	W	A
1	PB214	64.700	5.100	71.100	2.300	0.910	A	W
1	PU239	24.400	0.300	23.400	1.100	1.043	A	N
1	SR90	54.500	2.600	64.400	3.100	0.846	A	A
Matrix: VE Vegetation Bq / kg								
1	AM241	3.100	0.200	3.510	0.130	0.883	A	A
1	CM244	1.400	0.500	2.010	0.100	0.697	W	W
1	CO60	12.600	0.400	12.100	0.700	1.041	A	W
1	CS137	449.700	6.200	444.000	22.000	1.013	A	A
1	K40	1159.000	38.600	1120.000	60.000	1.035	A	A
1	PU239	4.800	0.400	5.170	0.520	0.928	A	A
1	SR90	659.700	50.400	650.000	27.000	1.015	A	W
Matrix: WA Water Bq / L								
1	AM241	2.000	0.100	2.130	0.150	0.939	A	A
1	Bq U	5.100	0.600	4.290	0.390	1.189	W	W
1	CO60	221.300	1.200	234.000	8.400	0.946	A	A
1	CS134	23.300	1.100	30.500	1.090	0.764	N	W
1	CS137	61.400	0.600	63.800	3.400	0.962	A	A
1	Gross Alpha	304.300	53.100	377.500	10.000	0.806	A	A
1	Gross Beta	615.800	14.700	627.500	10.000	0.981	A	A
1	H3	297.300	26.000	390.000	3.400	0.762	N	A
1	PU238	3.700	0.200	3.330	0.300	1.111	W	A

Values for elemental uranium are reported in µg/filter, g, or mL. pCi/g or mL=Bq x 0.027**Evaluation:** A=Acceptable, W=Acceptable with Warning, N=Not Acceptable

If the evaluation system is not appropriate for the types of analyses performed in your lab, apply a site specific evaluation.

QAP 58 Results by Laboratory**Lab:** TE Environmental Inc., Northbrook, IL

No. Test	Radionuclide	Reported Value	Reported Error	EML Value	EML Error	Reported EML	Evaluation	QAP 56 Evaluation
Matrix: WA Water Bq/L								
1	PU239	4.400	0.100	3.920	0.300	1.122	W	A
1	SR90	4.600	0.300	4.340	0.200	1.060	A	A

Values for elemental uranium are reported in $\mu\text{g}/\text{filter}$, g, or mL. pCi/g or $\text{mL}=\text{Bq} \times 0.027$

Evaluation: A=Acceptable, W=Acceptable with Warning, N=Not Acceptable

If the evaluation system is not appropriate for the types of analyses performed in your lab, apply a site specific evaluation.

QAP 58 Results by Laboratory**Lab:** TI Teledyne Brown Engineering Environmental Services, Knoxville, TN

No. Test	Radionuclide	Reported Value	Reported Error	EML Value	EML Error	Reported EML	Evaluation	QAP 56 Evaluation
Matrix: AI Air Filter Bq / filter								
1	AM241	0.340	0.100	0.340	0.040	1.000	A	A
1	CO60	35.900	1.100	33.500	0.870	1.072	A	A
1	CS137	113.700	2.100	99.700	2.300	1.140	A	A
1	Gross Alpha	0.850	0.100	1.170	0.120	0.726	N	N
1	Gross Beta	1.600	0.100	1.500	0.150	1.067	A	A
1	MN54	49.400	1.500	43.800	1.130	1.128	A	A
1	PU238	0.590	0.100	0.520	0.010	1.135	W	A
1	PU239	0.350	0.100	0.330	0.010	1.061	A	W
1	SR90	2.400	0.100	2.800	0.140	0.857	A	A

Matrix: SO Soil Bq / kg

1	AC228	70.200	5.500	57.600	2.500	1.219	W	
1	AM241	15.500	4.300	15.600	1.000	0.994	A	A
1	BI212	72.500	13.600	60.600	4.000	1.196	W	W
1	BI214	76.200	4.600	67.000	2.300	1.137	A	N
1	CS137	1883.000	8.800	1450.000	73.000	1.299	N	A
1	K40	805.700	25.800	636.000	33.000	1.267	W	A
1	PB212	74.800	2.900	57.900	2.900	1.292	W	A
1	PB214	79.200	6.800	71.100	2.300	1.114	A	N
1	PU239	25.400	4.800	23.400	1.100	1.085	A	W
1	SR90	53.500	1.900	64.400	3.100	0.831	A	A
1	TH234	169.100	79.000	127.000	7.100	1.331	A	A

Matrix: VE Vegetation Bq / kg

1	CO60	14.400	1.500	12.100	0.700	1.190	A	A
1	CS137	522.000	6.400	444.000	22.000	1.176	A	A
1	K40	1360.000	31.300	1120.000	60.000	1.214	A	A
1	SR90	498.300	5.600	650.000	27.000	0.767	A	A

Matrix: WA Water Bq / L

1	AM241	2.400	0.320	2.130	0.150	1.127	A	A
1	CO60	252.300	5.400	234.000	8.400	1.078	A	W
1	CS134	31.100	2.100	30.500	1.090	1.020	A	A
1	CS137	71.500	4.200	63.800	3.400	1.121	W	A
1	Gross Alpha	483.700	76.400	377.500	10.000	1.281	W	
1	Gross Beta	821.300	39.600	627.500	10.000	1.309	W	A
1	H3	418.300	22.700	390.000	3.400	1.073	A	W
1	PU238	4.000	0.420	3.330	0.300	1.201	N	
1	PU239	4.560	0.500	3.920	0.300	1.163	W	W
1	SR90	3.630	0.140	4.340	0.200	0.836	W	A

Values for elemental uranium are reported in µg/filter, g, or mL. pCi/g or mL=Bq x 0.027**Evaluation:** A=Acceptable, W=Acceptable with Warning, N=Not Acceptable

If the evaluation system is not appropriate for the types of analyses performed in your lab, apply a site specific evaluation.

QAP 58 Results by Laboratory**Lab:** TM Eberline Services Albuquerque Lab, NM

No. Test	Radionuclide	Reported Value	Reported Error	EML Value	EML Error	Reported EML	Evaluation	QAP 56 Evaluation
Matrix: AI Air Filter Bq / filter								
1	AM241	0.338	0.032	0.340	0.040	0.994	A	A
1	CO60	33.400	4.650	33.500	0.870	0.997	A	A
1	CS137	99.700	13.800	99.700	2.300	1.000	A	N
1	Gross Alpha	1.210	0.096	1.170	0.120	1.034	A	W
1	Gross Beta	1.400	0.110	1.500	0.150	0.933	A	A
1	MN54	44.500	6.400	43.800	1.130	1.016	A	W
1	PU238	0.512	0.043	0.520	0.010	0.985	A	W
1	PU239	0.320	0.030	0.330	0.010	0.970	A	A
1	ug/g U	3.860	0.300	19.700	0.760	0.196	N	

Matrix: SO Soil Bq / kg

1	AC228	52.100	12.900	57.600	2.500	0.905	A	A
1	AM241	13.400	2.660	15.600	1.000	0.859	W	A
1	BI212	36.500	19.000	60.600	4.000	0.602	A	N
1	BI214	68.100	12.500	67.000	2.300	1.016	A	A
1	CS137	1360.000	178.000	1450.000	73.000	0.938	A	A
1	K40	591.000	115.000	636.000	33.000	0.929	A	A
1	PB212	28.500	6.930	57.900	2.900	0.492	N	N
1	PB214	60.000	12.000	71.100	2.300	0.844	W	A
1	PU239	25.500	3.500	23.400	1.100	1.090	A	A
1	TH234	121.000	37.800	127.000	7.100	0.953	A	A

Matrix: VE Vegetation Bq / kg

1	CO60	14.600	2.360	12.100	0.700	1.207	A	N
1	CS137	487.000	34.600	444.000	22.000	1.097	A	A
1	K40	1210.000	118.000	1120.000	60.000	1.080	A	A

Matrix: WA Water Bq / L

1	AM241	2.480	0.210	2.130	0.150	1.164	A	A
1	CO60	234.000	31.000	234.000	8.400	1.000	A	A
1	CS134	28.100	4.310	30.500	1.090	0.921	A	A
1	CS137	65.300	9.680	63.800	3.400	1.024	A	A
1	Gross Alpha	429.000	40.400	377.500	10.000	1.136	W	W
1	Gross Beta	653.000	53.000	627.500	10.000	1.041	A	A
1	H3	407.000	38.800	390.000	3.400	1.044	A	W
1	PU238	3.600	0.330	3.330	0.300	1.081	A	W
1	PU239	4.200	0.380	3.920	0.300	1.071	A	A
1	SR90	8.530	0.730	4.340	0.200	1.965	N	A
1	U234	2.060	0.160	2.050	0.190	1.005	A	
1	U238	2.150	0.160	2.160	0.210	0.995	A	
1	ug/g U	0.147	0.011	0.170	0.020	0.865	W	

Values for elemental uranium are reported in µg/filter, g, or mL. pCi/g or mL=Bq x 0.027**Evaluation:** A=Acceptable, W=Acceptable with Warning, N=Not Acceptable

If the evaluation system is not appropriate for the types of analyses performed in your lab, apply a site specific evaluation.

QAP 58 Results by Laboratory**Lab:** TN Eberline Services, Richmond, CA

No. Test	Radionuclide	Reported Value	Reported Error	EML Value	EML Error	Reported EML	Evaluation	QAP 56 Evaluation
Matrix: AI Air Filter Bq / filter								
1	AM241	0.294	0.030	0.340	0.040	0.865	W	A
1	CO60	22.200	2.200	33.500	0.870	0.663	N	A
1	CS137	66.300	6.600	99.700	2.300	0.665	N	A
1	Gross Alpha	0.810	0.084	1.170	0.120	0.692	N	A
1	Gross Beta	1.440	0.150	1.500	0.150	0.960	A	A
1	MN54	29.000	2.900	43.800	1.130	0.662	N	A
1	PU238	0.520	0.055	0.520	0.010	1.000	A	W
1	PU239	0.334	0.034	0.330	0.010	1.012	A	A
1	SR90	2.800	0.280	2.800	0.140	1.000	A	A
1	U234	0.231	0.024	0.240	0.003	0.963	A	A
1	U238	0.229	0.025	0.240	0.010	0.954	A	A
1	ug/g U	19.300	1.900	19.700	0.760	0.980	A	

Matrix: SO Soil Bq / kg

1	AC228	55.000	8.800	57.600	2.500	0.955	A	A
1	AM241	15.940	2.200	15.600	1.000	1.022	A	A
1	BI212	65.000	15.000	60.600	4.000	1.073	A	A
1	BI214	55.000	6.500	67.000	2.300	0.821	W	N
1	CS137	1350.000	135.000	1450.000	73.000	0.931	A	W
1	K40	583.000	64.000	636.000	33.000	0.917	A	W
1	PB212	55.000	10.000	57.900	2.900	0.950	A	W
1	PB214	67.000	8.200	71.100	2.300	0.942	A	A
1	PU238	22.900	2.800	21.900	1.300	1.046	A	
1	PU239	23.460	2.550	23.400	1.100	1.003	A	W
1	SR90	62.700	6.700	64.400	3.100	0.974	A	A
1	U234	115.000	12.000	120.000	0.500	0.958	A	A
1	U238	123.000	12.400	125.000	0.300	0.984	A	A
1	ug/g U	9.710	0.970	10.100	0.300	0.961	A	

Matrix: VE Vegetation Bq / kg

1	AM241	2.960	0.580	3.510	0.130	0.843	W	A
1	CM244	1.920	0.450	2.010	0.100	0.955	A	A
1	CO60	11.700	5.700	12.100	0.700	0.967	A	A
1	CS137	370.000	37.000	444.000	22.000	0.833	W	W
1	K40	938.000	171.000	1120.000	60.000	0.837	W	W
1	PU239	5.710	0.750	5.170	0.520	1.104	A	W
1	SR90	618.000	62.000	650.000	27.000	0.951	A	A

Matrix: WA Water Bq / L

1	AM241	2.250	0.230	2.130	0.150	1.056	A	A
1	CO60	224.000	23.000	234.000	8.400	0.957	A	A
1	CS134	29.700	3.400	30.500	1.090	0.974	A	A
1	CS137	62.300	6.300	63.800	3.400	0.976	A	A

Values for elemental uranium are reported in µg/filter, g, or mL. pCi/g or mL=Bq x 0.027**Evaluation:** A=Acceptable, W=Acceptable with Warning, N=Not Acceptable

If the evaluation system is not appropriate for the types of analyses performed in your lab, apply a site specific evaluation.

QAP 58 Results by Laboratory**Lab:** TN Eberline Services, Richmond, CA

No. Test	Radionuclide	Reported Value	Reported Error	EML Value	EML Error	Reported EML	Evaluation	QAP 56 Evaluation
Matrix: WA Water Bq/L								
1	Gross Alpha	202.000	25.000	377.500	10.000	0.535	N	W
1	Gross Beta	606.000	63.000	627.500	10.000	0.966	A	A
1	H3	400.000	40.000	390.000	3.400	1.026	A	A
1	PU238	3.720	0.370	3.330	0.300	1.117	W	A
1	PU239	4.450	0.450	3.920	0.300	1.135	W	A
1	SR90	4.290	0.430	4.340	0.200	0.988	A	A
1	U234	2.170	0.220	2.050	0.190	1.059	A	A
1	U238	2.110	0.210	2.160	0.210	0.977	A	A
1	ug/g U	0.188	0.019	0.170	0.020	1.106	A	

Values for elemental uranium are reported in $\mu\text{g}/\text{filter}$, g, or mL. pCi/g or $\text{mL}=\text{Bq} \times 0.027$

Evaluation: A=Acceptable, W=Acceptable with Warning, N=Not Acceptable

If the evaluation system is not appropriate for the types of analyses performed in your lab, apply a site specific evaluation.

QAP 58 Results by Laboratory**Lab:** TO Eberline Services Oak Ridge Laboratory

No. Test	Radionuclide	Reported Value	Reported Error	EML Value	EML Error	Reported EML	Evaluation	QAP 56 Evaluation
Matrix: AI Air Filter Bq / filter								
1	AM241	0.296	0.053	0.340	0.040	0.871	A	A
1	CO60	33.360	3.170	33.500	0.870	0.996	A	A
1	CS137	110.300	14.160	99.700	2.300	1.106	A	A
1	Gross Alpha	1.000	0.062	1.170	0.120	0.855	A	A
1	Gross Beta	1.360	0.051	1.500	0.150	0.907	A	A
1	MN54	46.990	6.440	43.800	1.130	1.073	A	A
1	PU238	0.475	0.094	0.520	0.010	0.913	A	A
1	PU239	0.341	0.073	0.330	0.010	1.033	A	A
1	SR90	2.478	0.144	2.800	0.140	0.885	A	
1	U234	0.254	0.049	0.240	0.003	1.058	A	A
1	U238	0.230	0.045	0.240	0.010	0.958	A	W

Matrix: SO Soil Bq / kg

1	AC228	75.330	13.970	57.600	2.500	1.308	W	A
1	AM241	13.720	3.220	15.600	1.000	0.879	W	A
1	BI212	79.550	31.560	60.600	4.000	1.313	W	A
1	BI214	76.640	11.590	67.000	2.300	1.144	A	A
1	CS137	1874.640	218.540	1450.000	73.000	1.293	N	A
1	K40	829.660	107.300	636.000	33.000	1.304	W	A
1	PB212	80.660	11.460	57.900	2.900	1.393	N	A
1	PB214	83.590	13.380	71.100	2.300	1.176	A	A
1	PU239	26.773	5.402	23.400	1.100	1.144	W	A
1	SR90	55.750	4.610	64.400	3.100	0.866	A	A
1	TH234	126.000	26.000	127.000	7.100	0.992	A	A
1	U234	118.410	24.970	120.000	0.500	0.987	A	A
1	U238	126.160	26.520	125.000	0.300	1.009	A	A
1	ug/g U	12.240	2.130	10.100	0.300	1.212	N	

Matrix: VE Vegetation Bq / kg

1	AM241	3.486	0.866	3.510	0.130	0.993	A	A
1	CM244	1.900	0.596	2.010	0.100	0.945	A	A
1	CO60	15.200	4.625	12.100	0.700	1.256	W	A
1	CS137	569.000	68.470	444.000	22.000	1.282	W	A
1	K40	1425.000	171.000	1120.000	60.000	1.272	W	A
1	PU239	6.926	1.410	5.170	0.520	1.340	N	A
1	SR90	620.400	13.880	650.000	27.000	0.954	A	A

Matrix: WA Water Bq / L

1	AM241	2.199	0.326	2.130	0.150	1.032	A	A
1	CO60	247.500	16.600	234.000	8.400	1.058	A	W
1	CS134	31.250	2.300	30.500	1.090	1.025	A	A
1	CS137	68.150	8.480	63.800	3.400	1.068	A	W
1	Gross Alpha	201.340	16.350	377.500	10.000	0.533	N	A

Values for elemental uranium are reported in µg/filter, g, or mL. pCi/g or mL=Bq x 0.027**Evaluation:** A=Acceptable, W=Acceptable with Warning, N=Not Acceptable

If the evaluation system is not appropriate for the types of analyses performed in your lab, apply a site specific evaluation.

QAP 58 Results by Laboratory**Lab:** TO Eberline Services Oak Ridge Laboratory

No. Test	Radionuclide	Reported Value	Reported Error	EML Value	EML Error	Reported EML	Evaluation	QAP 56 Evaluation
Matrix: WA Water Bq/L								
1	Gross Beta	546.200	25.930	627.500	10.000	0.870	A	W
1	H3	377.600	16.900	390.000	3.400	0.968	A	A
1	PU238	3.880	0.510	3.330	0.300	1.165	W	A
1	PU239	4.346	0.598	3.920	0.300	1.109	W	A
1	SR90	4.155	0.322	4.340	0.200	0.957	A	A
1	U234	2.302	0.365	2.050	0.190	1.123	A	A
1	U238	2.282	0.362	2.160	0.210	1.056	A	A

Values for elemental uranium are reported in µg/filter, g, or mL. pCi/g or mL=Bq x 0.027

Evaluation: A=Acceptable, W=Acceptable with Warning, N=Not Acceptable

If the evaluation system is not appropriate for the types of analyses performed in your lab, apply a site specific evaluation.

QAP 58 Results by Laboratory**Lab:** TP Taiwan Power Company, Taipei, Taiwan

No. Test	Radionuclide	Reported Value	Reported Error	EML Value	EML Error	Reported EML	Evaluation	QAP 56 Evaluation
Matrix: AI Air Filter Bq / filter								
1	CO60	32.130	0.460	33.500	0.870	0.959	A	A
1	CS137	97.990	0.600	99.700	2.300	0.983	A	A
1	MN54	42.930	0.330	43.800	1.130	0.980	A	A
Matrix: SO Soil Bq / kg								
1	AC228	59.000	3.800	57.600	2.500	1.024	A	A
1	BI212	60.690	6.720	60.600	4.000	1.001	A	A
1	BI214	59.560	0.840	67.000	2.300	0.889	A	A
1	CS137	1434.510	11.120	1450.000	73.000	0.989	A	A
1	K40	640.710	11.890	636.000	33.000	1.007	A	A
1	PB212	59.430	3.130	57.900	2.900	1.026	A	A
1	PB214	61.200	1.880	71.100	2.300	0.861	W	A
Matrix: VE Vegetation Bq / kg								
1	CO60	13.640	1.330	12.100	0.700	1.127	A	A
1	CS137	478.630	2.060	444.000	22.000	1.078	A	A
1	K40	1162.760	39.330	1120.000	60.000	1.038	A	A
Matrix: WA Water Bq / L								
1	CO60	227.040	3.990	234.000	8.400	0.970	A	A
1	CS134	29.090	0.610	30.500	1.090	0.954	A	A
1	CS137	62.900	0.630	63.800	3.400	0.986	A	A

Values for elemental uranium are reported in µg/filter, g, or mL. pCi/g or mL=Bq x 0.027

Evaluation: A=Acceptable, W=Acceptable with Warning, N=Not Acceptable

If the evaluation system is not appropriate for the types of analyses performed in your lab, apply a site specific evaluation.

QAP 58 Results by Laboratory**Lab:** TQ Institute of Nuclear Energy Research, Taiwan

No. Test	Radionuclide	Reported Value	Reported Error	EML Value	EML Error	Reported EML	Evaluation	QAP 56 Evaluation
Matrix: AI Air Filter Bq / filter								
1	CO60	32.520	0.430	33.500	0.870	0.971	A	A
1	CS137	97.350	1.000	99.700	2.300	0.976	A	A
1	Gross Alpha	1.260	0.020	1.170	0.120	1.077	A	A
1	Gross Beta	1.730	0.020	1.500	0.150	1.153	A	A
1	MN54	41.380	0.590	43.800	1.130	0.945	A	A
Matrix: SO Soil Bq/kg								
1	AC228	54.300	1.000	57.600	2.500	0.943	A	A
1	BI212	63.100	5.000	60.600	4.000	1.041	A	A
1	BI214	65.100	1.200	67.000	2.300	0.972	A	A
1	CS137	1478.000	17.600	1450.000	73.000	1.019	A	A
1	K40	659.000	10.000	636.000	33.000	1.036	A	A
1	PB212	60.900	2.400	57.900	2.900	1.052	A	A
1	PB214	70.500	1.300	71.100	2.300	0.992	A	A
Matrix: VE Vegetation Bq/kg								
1	CO60	13.200	0.300	12.100	0.700	1.091	A	A
1	CS137	498.000	6.400	444.000	22.000	1.122	A	A
1	K40	1220.000	18.000	1120.000	60.000	1.089	A	A
Matrix: WA Water Bq/L								
1	CO60	225.300	4.200	234.000	8.400	0.963	A	A
1	CS134	29.300	0.600	30.500	1.090	0.961	A	A
1	CS137	65.100	1.400	63.800	3.400	1.020	A	A
2	Gross Alpha	414.000	11.000	377.500	10.000	1.097	A	A
1	Gross Alpha	391.000	10.000	377.500	10.000	1.036	A	A
2	Gross Beta	613.000	32.000	627.500	10.000	0.977	A	A
1	Gross Beta	686.000	20.000	627.500	10.000	1.093	A	A
1	H3	354.300	13.000	390.000	3.400	0.908	A	A

Values for elemental uranium are reported in µg/filter, g, or mL. pCi/g or mL=Bq x 0.027

Evaluation: A=Acceptable, W=Acceptable with Warning, N=Not Acceptable

If the evaluation system is not appropriate for the types of analyses performed in your lab, apply a site specific evaluation.

QAP 58 Results by Laboratory**Lab:** TT Tracer Technologies International, Inc., Cleveland

No. Test	Radionuclide	Reported Value	Reported Error	EML Value	EML Error	Reported EML	Evaluation	QAP 56 Evaluation
Matrix: WA Water Bq/L								
1	AM241	2.200	0.300	2.130	0.150	1.033	A	A
1	CO60	217.000	6.700	234.000	8.400	0.927	A	A
1	CS134	25.300	1.100	30.500	1.090	0.830	W	A
1	CS137	58.500	4.000	63.800	3.400	0.917	A	A
1	H3	462.000	15.000	390.000	3.400	1.185	A	A

Values for elemental uranium are reported in $\mu\text{g}/\text{filter}$, g, or mL. pCi/g or mL=Bq x 0.027

Evaluation: A=Acceptable, W=Acceptable with Warning, N=Not Acceptable

If the evaluation system is not appropriate for the types of analyses performed in your lab, apply a site specific evaluation.

QAP 58 Results by Laboratory**Lab:** TW Taiwan Radiation Monitoring Center

No. Test	Radionuclide	Reported Value	Reported Error	EML Value	EML Error	Reported EML	Evaluation	QAP 56 Evaluation
Matrix: AI Air Filter Bq / filter								
1	CO60	31.040	0.220	33.500	0.870	0.927	A	A
1	CS137	96.500	0.970	99.700	2.300	0.968	A	A
1	Gross Alpha	1.150	0.029	1.170	0.120	0.983	A	
1	Gross Beta	1.700	0.041	1.500	0.150	1.133	A	
1	MN54	42.300	0.390	43.800	1.130	0.966	A	A
Matrix: SO Soil Bq/kg								
1	AC228	57.800	2.060	57.600	2.500	1.003	A	A
1	BI212	64.500	4.680	60.600	4.000	1.064	A	A
1	BI214	62.900	1.620	67.000	2.300	0.939	A	
1	CS137	1451.000	11.460	1450.000	73.000	1.001	A	A
1	K40	661.000	15.530	636.000	33.000	1.039	A	A
1	PB212	59.300	1.070	57.900	2.900	1.024	A	A
1	PB214	70.700	2.330	71.100	2.300	0.994	A	A
Matrix: VE Vegetation Bq/kg								
1	CO60	12.600	0.510	12.100	0.700	1.041	A	A
1	CS137	463.000	4.860	444.000	22.000	1.043	A	A
1	K40	1143.000	27.660	1120.000	60.000	1.021	A	A
Matrix: WA Water Bq/L								
1	CO60	214.000	1.930	234.000	8.400	0.915	A	A
1	CS134	26.700	1.150	30.500	1.090	0.875	W	A
1	CS137	58.700	1.070	63.800	3.400	0.920	A	A
1	Gross Alpha	331.470	26.830	377.500	10.000	0.878	A	A
1	Gross Beta	694.690	41.780	627.500	10.000	1.107	A	A

Values for elemental uranium are reported in µg/filter, g, or mL. pCi/g or mL=Bq x 0.027

Evaluation: A=Acceptable, W=Acceptable with Warning, N=Not Acceptable

If the evaluation system is not appropriate for the types of analyses performed in your lab, apply a site specific evaluation.

QAP 58 Results by Laboratory**Lab:** TX Texas Dept. of Health/Laboratories, Austin

No. Test	Radionuclide	Reported Value	Reported Error	EML Value	EML Error	Reported EML	Evaluation	QAP 56 Evaluation
Matrix: AI Air Filter Bq / filter								
1	AM241	0.279	0.008	0.340	0.040	0.821	W	
1	CO60	34.300	0.500	33.500	0.870	1.024	A	A
1	CS137	106.700	3.700	99.700	2.300	1.070	A	A
1	Gross Alpha	1.220	0.080	1.170	0.120	1.043	A	N
1	Gross Beta	1.410	0.090	1.500	0.150	0.940	A	A
1	MN54	47.250	1.920	43.800	1.130	1.079	A	A
1	PU238	0.491	0.005	0.520	0.010	0.944	A	A
1	PU239	0.318	0.006	0.330	0.010	0.964	A	A
1	U234	0.204	0.004	0.240	0.003	0.850	W	A
1	U238	0.203	0.004	0.240	0.010	0.846	W	W

Matrix: SO Soil Bq / kg

1	AC228	57.000	1.900	57.600	2.500	0.990	A	A
1	AM241	11.910	0.960	15.600	1.000	0.763	W	
1	BI212	32.600	3.800	60.600	4.000	0.538	W	W
1	BI214	60.700	1.900	67.000	2.300	0.906	A	A
1	CS137	1493.000	32.000	1450.000	73.000	1.030	A	A
1	K40	674.000	18.000	636.000	33.000	1.060	A	A
1	PB212	51.100	2.200	57.900	2.900	0.883	W	A
1	PB214	61.400	2.200	71.100	2.300	0.864	W	A
1	PU239	23.800	0.800	23.400	1.100	1.017	A	A
1	SR90	50.500	6.500	64.400	3.100	0.784	W	A
1	TH234	125.000	9.000	127.000	7.100	0.984	A	
1	U234	106.900	2.400	120.000	0.500	0.891	A	A
1	U238	111.300	2.500	125.000	0.300	0.890	A	A

Matrix: VE Vegetation Bq / kg

1	AM241	3.210	0.470	3.510	0.130	0.915	A	
1	CO60	14.500	0.800	12.100	0.700	1.198	A	W
1	CS137	485.000	13.000	444.000	22.000	1.092	A	W
1	K40	1237.000	31.000	1120.000	60.000	1.104	A	A
1	PU239	4.870	0.360	5.170	0.520	0.942	A	A
1	SR90	538.000	22.000	650.000	27.000	0.828	A	A

Matrix: WA Water Bq / L

1	AM241	2.370	0.050	2.130	0.150	1.113	A	
1	CO60	240.200	2.100	234.000	8.400	1.026	A	A
1	CS134	25.500	0.400	30.500	1.090	0.836	W	A
1	CS137	65.300	1.400	63.800	3.400	1.024	A	A
1	Gross Alpha	361.000	31.000	377.500	10.000	0.956	A	A
1	Gross Beta	631.000	31.000	627.500	10.000	1.006	A	A
1	H3	445.000	27.000	390.000	3.400	1.141	A	A
1	PU238	3.430	0.070	3.330	0.300	1.030	A	A

Values for elemental uranium are reported in µg/filter, g, or mL. pCi/g or mL=Bq x 0.027**Evaluation:** A=Acceptable, W=Acceptable with Warning, N=Not Acceptable

If the evaluation system is not appropriate for the types of analyses performed in your lab, apply a site specific evaluation.

QAP 58 Results by Laboratory**Lab:** TX Texas Dept. of Health/Laboratories, Austin

No. Test	Radionuclide	Reported Value	Reported Error	EML Value	EML Error	Reported EML	Evaluation	QAP 56 Evaluation
Matrix: WA Water Bq/L								
1	PU239	4.000	0.080	3.920	0.300	1.020	A	A
1	SR90	4.270	0.550	4.340	0.200	0.984	A	A
1	U234	1.940	0.050	2.050	0.190	0.946	A	A
1	U238	1.900	0.050	2.160	0.210	0.880	W	A

Values for elemental uranium are reported in $\mu\text{g}/\text{filter}$, g, or mL. pCi/g or $\text{mL}=\text{Bq} \times 0.027$

Evaluation: A=Acceptable, W=Acceptable with Warning, N=Not Acceptable

If the evaluation system is not appropriate for the types of analyses performed in your lab, apply a site specific evaluation.

QAP 58 Results by Laboratory**Lab:** UC United States Enrichment Corporation, Paducah, KY

No. Test	Radionuclide	Reported Value	Reported Error	EML Value	EML Error	Reported EML	Evaluation	QAP 56 Evaluation
Matrix: AI Air Filter Bq / filter								
1	CO60	31.200	0.304	33.500	0.870	0.931	A	A
1	CS137	96.600	0.585	99.700	2.300	0.969	A	N
1	Gross Alpha	1.288	0.050	1.170	0.120	1.101	A	
1	Gross Beta	1.356	0.053	1.500	0.150	0.904	A	W
1	MN54	42.600	0.462	43.800	1.130	0.973	A	N
1	PU238	0.495	0.014	0.520	0.010	0.952	A	N
1	PU239	0.308	0.011	0.330	0.010	0.933	A	N
Matrix: SO Soil Bq / kg								
1	AC228	39.400	2.020	57.600	2.500	0.684	N	
1	AM241	18.100	4.510	15.600	1.000	1.160	A	
1	BI212	41.300	6.350	60.600	4.000	0.682	A	
1	BI214	77.000	2.740	67.000	2.300	1.149	A	
1	CS137	1540.000	5.710	1450.000	73.000	1.062	A	A
1	K40	706.000	17.200	636.000	33.000	1.110	A	A
1	PB212	38.400	1.090	57.900	2.900	0.663	N	
1	PB214	79.400	2.280	71.100	2.300	1.117	A	
1	PU239	25.800	3.940	23.400	1.100	1.103	A	A
1	TH234	156.000	14.000	127.000	7.100	1.228	A	
1	ug/g U	6.940		10.100	0.300	0.687	A	
Matrix: VE Vegetation Bq / kg								
1	AM241	3.970	4.210	3.510	0.130	1.131	A	
1	CO60	14.700	1.190	12.100	0.700	1.215	A	A
1	CS137	525.000	5.000	444.000	22.000	1.182	A	W
1	K40	1230.000	34.200	1120.000	60.000	1.098	A	A
Matrix: WA Water Bq / L								
1	AM241	2.450	0.970	2.130	0.150	1.150	A	
1	CO60	254.000	1.310	234.000	8.400	1.085	A	A
1	CS134	32.600	0.587	30.500	1.090	1.069	A	A
1	CS137	69.400	1.010	63.800	3.400	1.088	A	A
1	Gross Alpha	390.530	35.300	377.500	10.000	1.035	A	A
1	Gross Beta	662.420	42.080	627.500	10.000	1.056	A	A
1	PU238	3.630	0.247	3.330	0.300	1.090	A	A
1	PU239	4.600	0.269	3.920	0.300	1.173	W	A
1	ug/g U	0.180		0.170	0.020	1.059	A	

Values for elemental uranium are reported in µg/filter, g, or mL. pCi/g or mL=Bq x 0.027
Evaluation: A=Acceptable, W=Acceptable with Warning, N=Not Acceptable

If the evaluation system is not appropriate for the types of analyses performed in your lab, apply a site specific evaluation.

QAP 58 Results by Laboratory**Lab:** UG USGS Menlo Park WRD sediment radioisotope laboratory

No. Test	Radionuclide	Reported Value	Reported Error	EML Value	EML Error	Reported EML	Evaluation	QAP 56 Evaluation
Matrix: SO Soil Bq/kg								
2	BI214	59.200	2.000	67.000	2.300	0.884	A	A
1	BI214	59.600	2.400	67.000	2.300	0.890	A	A
1	CS137	1507.340	68.440	1450.000	73.000	1.040	A	A
2	CS137	1441.270	13.440	1450.000	73.000	0.994	A	A
1	PB214	64.700	5.000	71.100	2.300	0.910	A	A
2	PB214	61.800	1.400	71.100	2.300	0.869	W	A

Values for elemental uranium are reported in $\mu\text{g}/\text{filter}$, g, or mL. pCi/g or mL=Bq x 0.027

Evaluation: A=Acceptable, W=Acceptable with Warning, N=Not Acceptable

If the evaluation system is not appropriate for the types of analyses performed in your lab, apply a site specific evaluation.

QAP 58 Results by Laboratory**Lab:** US Unitech, Springfield, MA

No. Test	Radionuclide	Reported Value	Reported Error	EML Value	EML Error	Reported EML	Evaluation	QAP 56 Evaluation
Matrix: WA Water Bq/L								
1	AM241	2.502	1.635	2.130	0.150	1.175	A	A
1	CO60	241.300	38.340	234.000	8.400	1.031	A	A
1	CS134	24.220	4.472	30.500	1.090	0.794	N	W
1	CS137	67.420	9.403	63.800	3.400	1.057	A	A

Values for elemental uranium are reported in $\mu\text{g}/\text{filter}$, g, or mL. pCi/g or mL=Bq x 0.027

Evaluation: A=Acceptable, W=Acceptable with Warning, N=Not Acceptable

If the evaluation system is not appropriate for the types of analyses performed in your lab, apply a site specific evaluation.

QAP 58 Results by Laboratory**Lab:** UY BWXT Y-12, L.L.C. Analytical Chemistry Organization Oak Ridge

No. Test	Radionuclide	Reported Value	Reported Error	EML Value	EML Error	Reported EML	Evaluation	QAP 56 Evaluation
Matrix: AI Air Filter Bq / filter								
1	AM241	0.225	0.120	0.340	0.040	0.662	N	A
1	Bq U	0.457	0.051	0.500	0.010	0.914	A	A
1	CO60	36.300	2.600	33.500	0.870	1.084	A	A
1	CS137	111.000	10.000	99.700	2.300	1.113	A	A
1	Gross Alpha	1.230	0.048	1.170	0.120	1.051	A	A
1	Gross Beta	1.460	0.041	1.500	0.150	0.973	A	A
1	MN54	50.800	5.900	43.800	1.130	1.160	A	A
1	PU238	0.468	0.044	0.520	0.010	0.900	A	W
1	PU239	0.305	0.029	0.330	0.010	0.924	A	A
1	SR90	2.660	0.077	2.800	0.140	0.950	A	A
1	U234	0.224	0.024	0.240	0.003	0.933	A	
1	U238	0.224	0.024	0.240	0.010	0.933	A	

Matrix: SO Soil Bq / kg

1	AM241	17.000	3.200	15.600	1.000	1.090	A	A
1	Bq U	244.000	30.000	249.000	0.300	0.980	A	A
1	CS137	1247.000	126.000	1450.000	73.000	0.860	W	A
1	K40	578.000	69.000	636.000	33.000	0.909	A	A
1	PU238	28.200	4.000	21.900	1.300	1.288	A	A
1	PU239	27.500	3.900	23.400	1.100	1.175	W	A
1	SR90	72.400	11.000	64.400	3.100	1.124	A	A
1	U234	117.000	14.000	120.000	0.500	0.975	A	
1	U238	119.000	14.000	125.000	0.300	0.952	A	
1	ug/g U	10.100	1.000	10.100	0.300	1.000	A	

Matrix: VE Vegetation Bq / kg

1	AM241	4.460	0.970	3.510	0.130	1.271	A	W
1	CM244	1.560	0.540	2.010	0.100	0.776	W	N
1	CO60	12.600	2.400	12.100	0.700	1.041	A	A
1	CS137	419.000	43.000	444.000	22.000	0.944	A	A
1	K40	1109.000	128.000	1120.000	60.000	0.990	A	A
1	PU239	4.990	1.000	5.170	0.520	0.965	A	A
1	SR90	625.000	25.000	650.000	27.000	0.962	A	A

Matrix: WA Water Bq / L

1	AM241	1.620	0.160	2.130	0.150	0.761	N	W
1	Bq U	4.220	0.450	4.290	0.390	0.984	A	A
1	CO60	235.000	17.000	234.000	8.400	1.004	A	A
1	CS134	32.000	2.000	30.500	1.090	1.049	A	A
1	CS137	65.000	6.800	63.800	3.400	1.019	A	A
1	Gross Alpha	366.000	18.000	377.500	10.000	0.970	A	A
1	Gross Beta	634.000	20.000	627.500	10.000	1.010	A	A
1	H3	422.000	22.000	390.000	3.400	1.082	A	A

Values for elemental uranium are reported in µg/filter, g, or mL. pCi/g or mL=Bq x 0.027**Evaluation:** A=Acceptable, W=Acceptable with Warning, N=Not Acceptable

If the evaluation system is not appropriate for the types of analyses performed in your lab, apply a site specific evaluation.

QAP 58 Results by Laboratory**Lab:** UY BWXT Y-12, L.L.C. Analytical Chemistry Organization Oak Ridge

No. Test	Radionuclide	Reported Value	Reported Error	EML Value	EML Error	Reported EML	Evaluation	QAP 56 Evaluation
Matrix: WA Water Bq/L								
1	PU238	2.940	0.280	3.330	0.300	0.883	W	A
1	PU239	3.520	0.330	3.920	0.300	0.898	W	A
1	SR90	4.180	0.260	4.340	0.200	0.963	A	A
1	U234	2.090	0.210	2.050	0.190	1.020	A	
1	U238	2.040	0.210	2.160	0.210	0.944	A	
1	ug/g U	0.177	0.005	0.170	0.020	1.041	A	

Values for elemental uranium are reported in $\mu\text{g}/\text{filter}$, g, or mL. pCi/g or $\text{mL}=\text{Bq} \times 0.027$

Evaluation: A=Acceptable, W=Acceptable with Warning, N=Not Acceptable

If the evaluation system is not appropriate for the types of analyses performed in your lab, apply a site specific evaluation.

QAP 58 Results by Laboratory**Lab:** WA Environmental Radiation Lab, Off. of Public Health Labs. Seattle

No. Test	Radionuclide	Reported Value	Reported Error	EML Value	EML Error	Reported EML	Evaluation	QAP 56 Evaluation
Matrix: AI Air Filter Bq / filter								
1	AM241	0.270	0.030	0.340	0.040	0.794	W	W
1	Bq U	0.470	0.030	0.500	0.010	0.940	A	W
1	CO60	33.900	0.200	33.500	0.870	1.012	A	A
1	CS137	106.000	2.000	99.700	2.300	1.063	A	A
1	Gross Alpha	1.600	0.200	1.170	0.120	1.368	W	W
1	Gross Beta	1.600	0.100	1.500	0.150	1.067	A	A
1	MN54	49.200	1.100	43.800	1.130	1.123	A	A
1	PU238	0.510	0.030	0.520	0.010	0.981	A	W
1	PU239	0.310	0.030	0.330	0.010	0.939	A	A
1	SR90	3.100	0.200	2.800	0.140	1.107	A	A
1	U234	0.220	0.020	0.240	0.003	0.917	A	W
1	U238	0.240	0.020	0.240	0.010	1.000	A	A

Matrix: SO Soil Bq / kg

1	AM241	14.100	1.400	15.600	1.000	0.904	A	W
1	BI212	42.000	11.000	60.600	4.000	0.693	A	N
1	BI214	57.000	7.000	67.000	2.300	0.851	W	A
1	Bq U	252.000	7.000	249.000	0.300	1.012	A	A
1	CS137	1500.000	70.000	1450.000	73.000	1.034	A	A
1	K40	685.000	26.000	636.000	33.000	1.077	A	A
1	PB212	53.000	14.000	57.900	2.900	0.915	A	A
1	PB214	90.000	20.000	71.100	2.300	1.266	A	A
1	PU238	21.200	1.100	21.900	1.300	0.968	A	A
1	PU239	21.700	1.100	23.400	1.100	0.927	A	A
1	TH234	142.000	18.000	127.000	7.100	1.118	A	W
1	U234	118.000	7.000	120.000	0.500	0.983	A	A
1	U238	130.000	7.000	125.000	0.300	1.040	A	A

Matrix: VE Vegetation Bq / kg

1	AM241	1.960	0.360	3.510	0.130	0.558	N	W
1	CM244	1.280	0.290	2.010	0.100	0.637	W	W
1	CO60	13.000	2.000	12.100	0.700	1.074	A	A
1	CS137	437.000	22.000	444.000	22.000	0.984	A	A
1	K40	118.000	52.000	1120.000	60.000	0.105	N	A
1	PU238	0.330	0.190	0.360	0.030	0.917	A	A
1	PU239	5.290	0.560	5.170	0.520	1.023	A	W
1	SR90	653.000	15.000	650.000	27.000	1.005	A	A

Matrix: WA Water Bq / L

1	AM241	2.000	0.200	2.130	0.150	0.939	A	W
1	Bq U	4.440	0.280	4.290	0.390	1.035	A	A
1	CO60	239.000	2.000	234.000	8.400	1.021	A	A
1	CS134	25.500	0.900	30.500	1.090	0.836	W	A

Values for elemental uranium are reported in µg/filter, g, or mL. pCi/g or mL=Bq x 0.027**Evaluation:** A=Acceptable, W=Acceptable with Warning, N=Not Acceptable

If the evaluation system is not appropriate for the types of analyses performed in your lab, apply a site specific evaluation.

QAP 58 Results by Laboratory**Lab:** WA Environmental Radiation Lab, Off. of Public Health Labs. Seattle

No. Test	Radionuclide	Reported Value	Reported Error	EML Value	EML Error	Reported EML	Evaluation	QAP 56 Evaluation
Matrix: WA Water Bq/L								
1	CS137	63.000	1.900	63.800	3.400	0.987	A	A
1	Gross Alpha	608.000	57.000	377.500	10.000	1.611	N	A
1	Gross Beta	677.000	35.000	627.500	10.000	1.079	A	A
1	H3	442.000	9.000	390.000	3.400	1.133	A	A
1	PU238	3.700	0.200	3.330	0.300	1.111	W	A
1	PU239	4.300	0.200	3.920	0.300	1.097	A	A
1	SR90	4.440	0.590	4.340	0.200	1.023	A	A
1	U234	2.170	0.170	2.050	0.190	1.059	A	A
1	U238	2.190	0.170	2.160	0.210	1.014	A	A

Values for elemental uranium are reported in µg/filter, g, or mL. pCi/g or mL=Bq x 0.027

Evaluation: A=Acceptable, W=Acceptable with Warning, N=Not Acceptable

If the evaluation system is not appropriate for the types of analyses performed in your lab, apply a site specific evaluation.

QAP 58 Results by Laboratory**Lab:** WC Fluor Hanford WSCF, Waste Sampling and Characterization Facility

No. Test	Radionuclide	Reported Value	Reported Error	EML Value	EML Error	Reported EML	Evaluation	QAP 56 Evaluation
Matrix: AI Air Filter Bq / filter								
1	AM241	0.295	0.059	0.340	0.040	0.868	W	A
1	CO60	32.600	2.600	33.500	0.870	0.973	A	A
1	CS137	102.000	13.700	99.700	2.300	1.023	A	A
1	Gross Alpha	1.210	0.120	1.170	0.120	1.034	A	W
1	Gross Beta	1.700	0.170	1.500	0.150	1.133	A	W
1	MN54	44.100	6.100	43.800	1.130	1.007	A	A
1	PU238	0.475	0.094	0.520	0.010	0.913	A	W
1	PU239	0.303	0.061	0.330	0.010	0.918	A	A
1	SR90	2.330	0.310	2.800	0.140	0.832	A	A
1	U234	0.228	0.046	0.240	0.003	0.950	A	A
1	U238	0.219	0.045	0.240	0.010	0.913	A	A

Matrix: SO Soil Bq / kg

1	AM241	15.100	3.000	15.600	1.000	0.968	A	A
1	CS137	1470.000	274.000	1450.000	73.000	1.014	A	A
1	K40	756.000	107.000	636.000	33.000	1.189	A	A
1	PU238	24.500	5.100	21.900	1.300	1.119	A	A
1	PU239	24.300	5.000	23.400	1.100	1.038	A	A
1	SR90	32.900	10.800	64.400	3.100	0.511	N	A
1	U234	98.200	16.100	120.000	0.500	0.818	W	N
1	U238	99.200	14.900	125.000	0.300	0.794	W	N

Matrix: VE Vegetation Bq / kg

1	AM241	3.540	1.100	3.510	0.130	1.009	A	A
1	CM244	2.300	0.900	2.010	0.100	1.144	A	A
1	CO60	15.200	2.500	12.100	0.700	1.256	W	A
1	CS137	478.000	81.000	444.000	22.000	1.077	A	A
1	K40	1270.000	180.000	1120.000	60.000	1.134	A	A
1	PU239	5.040	1.300	5.170	0.520	0.975	A	A
1	SR90	548.000	77.000	650.000	27.000	0.843	A	W

Matrix: WA Water Bq / L

1	AM241	2.030	0.350	2.130	0.150	0.953	A	W
1	CO60	241.000	18.700	234.000	8.400	1.030	A	A
1	CS134	28.300	2.500	30.500	1.090	0.928	A	A
1	CS137	66.300	9.000	63.800	3.400	1.039	A	A
1	Gross Alpha	355.000	39.000	377.500	10.000	0.940	A	N
1	Gross Beta	652.000	67.000	627.500	10.000	1.039	A	A
1	H3	426.000	86.300	390.000	3.400	1.092	A	A
1	PU238	3.350	0.640	3.330	0.300	1.006	A	A
1	PU239	3.900	0.740	3.920	0.300	0.995	A	A
1	SR90	2.480	0.350	4.340	0.200	0.571	N	A
1	U234	2.150	0.410	2.050	0.190	1.049	A	A

Values for elemental uranium are reported in µg/filter, g, or mL. pCi/g or mL=Bq x 0.027**Evaluation:** A=Acceptable, W=Acceptable with Warning, N=Not Acceptable

If the evaluation system is not appropriate for the types of analyses performed in your lab, apply a site specific evaluation.

QAP 58 Results by Laboratory**Lab:** WC Fluor Hanford WSCF, Waste Sampling and Characterization Facility

No. Test	Radionuclide	Reported Value	Reported Error	EML Value	EML Error	Reported EML	Evaluation	QAP 56 Evaluation
Matrix: WA Water Bq/L								
1	U238	2.210	0.420	2.160	0.210	1.023	A	A

Values for elemental uranium are reported in $\mu\text{g}/\text{filter}$, g, or mL. pCi/g or $\text{mL}=\text{Bq} \times 0.027$

Evaluation: A=Acceptable, W=Acceptable with Warning, N=Not Acceptable

If the evaluation system is not appropriate for the types of analyses performed in your lab, apply a site specific evaluation.

QAP 58 Results by Laboratory**Lab:** WE Antech Ltd.-Waltz Mill Site, PA

No. Test	Radionuclide	Reported Value	Reported Error	EML Value	EML Error	Reported EML	Evaluation	QAP 56 Evaluation
Matrix: AI Air Filter Bq / filter								
1	AM241	0.310	0.060	0.340	0.040	0.912	A	A
1	CO60	32.350	4.850	33.500	0.870	0.966	A	A
1	CS137	100.900	15.140	99.700	2.300	1.012	A	A
1	Gross Alpha	1.046	0.209	1.170	0.120	0.894	A	A
1	Gross Beta	1.742	0.348	1.500	0.150	1.161	A	A
1	MN54	44.100	6.620	43.800	1.130	1.007	A	A
1	PU238	0.468	0.090	0.520	0.010	0.900	A	N
1	PU239	0.303	0.055	0.330	0.010	0.918	A	N
1	U234	0.215	0.040	0.240	0.003	0.896	W	A
1	U238	0.224	0.040	0.240	0.010	0.933	A	A

Matrix: SO Soil Bq / kg

1	AC228	53.720	13.430	57.600	2.500	0.933	A	
1	AM241	12.510	2.500	15.600	1.000	0.802	W	
1	BI212	65.790	16.480	60.600	4.000	1.086	A	A
1	BI214	70.040	17.510	67.000	2.300	1.045	A	A
1	CS137	1507.300	226.100	1450.000	73.000	1.040	A	A
1	K40	668.530	100.280	636.000	33.000	1.051	A	A
1	PB212	58.960	14.740	57.900	2.900	1.018	A	A
1	PB214	69.400	17.350	71.100	2.300	0.976	A	A
1	PU238	22.050	4.500	21.900	1.300	1.007	A	
1	PU239	21.050	3.850	23.400	1.100	0.900	A	
1	SR90	67.340	17.760	64.400	3.100	1.046	A	A
1	TH234	127.590	44.660	127.000	7.100	1.005	A	
1	U234	113.100	20.190	120.000	0.500	0.942	A	
1	U238	118.940	21.200	125.000	0.300	0.952	A	

Matrix: VE Vegetation Bq / kg

1	AM241	3.685	0.900	3.510	0.130	1.050	A	
1	CM244	1.883	0.500	2.010	0.100	0.937	A	
1	CO60	13.453	3.360	12.100	0.700	1.112	A	A
1	CS137	476.130	95.230	444.000	22.000	1.072	A	A
1	K40	1159.700	174.000	1120.000	60.000	1.035	A	A
1	PU238	0.572	0.200	0.360	0.030	1.589	W	
1	PU239	4.955	1.076	5.170	0.520	0.958	A	
1	SR90	593.200	66.600	650.000	27.000	0.913	A	A

Matrix: WA Water Bq / L

1	AM241	2.114	0.400	2.130	0.150	0.992	A	W
1	CO60	233.700	35.060	234.000	8.400	0.999	A	A
1	CS134	27.920	4.190	30.500	1.090	0.915	A	A
1	CS137	63.900	9.590	63.800	3.400	1.002	A	A
1	Gross Alpha	409.400	92.500	377.500	10.000	1.085	A	A

Values for elemental uranium are reported in µg/filter, g, or mL. pCi/g or mL=Bq x 0.027**Evaluation:** A=Acceptable, W=Acceptable with Warning, N=Not Acceptable

If the evaluation system is not appropriate for the types of analyses performed in your lab, apply a site specific evaluation.

QAP 58 Results by Laboratory**Lab:** WE Antech Ltd.-Waltz Mill Site, PA

No. Test	Radionuclide	Reported Value	Reported Error	EML Value	EML Error	Reported EML	Evaluation	QAP 56 Evaluation
Matrix: WA Water Bq/L								
1	Gross Beta	621.600	162.800	627.500	10.000	0.991	A	A
1	H3	409.400	58.200	390.000	3.400	1.050	A	
1	PU238	3.441	0.518	3.330	0.300	1.033	A	W
1	PU239	4.126	0.630	3.920	0.300	1.053	A	A
1	SR90	7.326	2.560	4.340	0.200	1.688	N	A
1	U234	2.187	0.360	2.050	0.190	1.067	A	W
1	U238	2.231	0.360	2.160	0.210	1.033	A	W

Values for elemental uranium are reported in µg/filter, g, or mL. pCi/g or mL=Bq x 0.027

Evaluation: A=Acceptable, W=Acceptable with Warning, N=Not Acceptable

If the evaluation system is not appropriate for the types of analyses performed in your lab, apply a site specific evaluation.

QAP 58 Results by Laboratory**Lab:** WI WIPP Site, Westinghouse Electric Corp.

No. Test	Radionuclide	Reported Value	Reported Error	EML Value	EML Error	Reported EML	Evaluation	QAP 56 Evaluation
Matrix: AI Air Filter Bq / filter								
2	AM241	0.225	0.029	0.340	0.040	0.663	N	A
1	AM241	0.259	0.035	0.340	0.040	0.762	W	A
1	Bq U	0.468	0.042	0.500	0.010	0.937	A	A
2	Bq U	0.460	0.041	0.500	0.010	0.919	A	A
2	CO60	33.500	4.410	33.500	0.870	1.000	A	A
1	CO60	32.200	4.250	33.500	0.870	0.961	A	A
2	CS137	97.100	13.000	99.700	2.300	0.974	A	A
1	CS137	98.100	13.100	99.700	2.300	0.984	A	A
2	Gross Alpha	1.170	0.125	1.170	0.120	1.000	A	A
1	Gross Alpha	1.150	0.123	1.170	0.120	0.983	A	A
1	Gross Beta	1.460	0.151	1.500	0.150	0.973	A	A
2	Gross Beta	1.450	0.149	1.500	0.150	0.967	A	A
1	MN54	43.600	6.140	43.800	1.130	0.995	A	A
2	MN54	43.700	5.860	43.800	1.130	0.998	A	A
2	PU238	0.492	0.063	0.520	0.010	0.947	A	A
1	PU238	0.473	0.060	0.520	0.010	0.909	A	A
2	PU239	0.322	0.042	0.330	0.010	0.974	A	A
1	PU239	0.307	0.039	0.330	0.010	0.932	A	A
1	SR90	2.348	0.123	2.800	0.140	0.839	A	A
2	SR90	2.284	0.132	2.800	0.140	0.816	A	A

Matrix: SO Soil Bq / kg

3	AC228	52.900	8.430	57.600	2.500	0.918	A	A
1	AC228	49.200	7.920	57.600	2.500	0.854	W	A
2	AC228	52.000	8.250	57.600	2.500	0.903	A	A
2	AM241	12.540	1.783	15.600	1.000	0.804	W	A
1	AM241	12.810	1.793	15.600	1.000	0.821	W	A
3	AM241	10.740	1.508	15.600	1.000	0.688	W	A
2	BI212	63.700	17.700	60.600	4.000	1.051	A	A
1	BI212	58.300	12.600	60.600	4.000	0.962	A	A
3	BI212	60.100	12.700	60.600	4.000	0.992	A	A
3	BI214	57.200	8.310	67.000	2.300	0.854	W	W
2	BI214	56.800	8.260	67.000	2.300	0.848	W	W
1	BI214	55.900	8.270	67.000	2.300	0.834	W	W
2	Bq U	237.200	24.960	249.000	0.300	0.953	A	A
3	Bq U	241.000	26.040	249.000	0.300	0.968	A	A
1	Bq U	222.400	23.090	249.000	0.300	0.893	A	A
3	CS137	1310.000	166.000	1450.000	73.000	0.903	A	A
2	CS137	1300.000	164.000	1450.000	73.000	0.897	W	A
1	CS137	1350.000	171.000	1450.000	73.000	0.931	A	A
1	K40	686.000	92.300	636.000	33.000	1.079	A	A
2	K40	669.000	90.100	636.000	33.000	1.052	A	A
3	K40	704.000	94.700	636.000	33.000	1.107	A	A
3	PB212	65.600	9.400	57.900	2.900	1.133	A	A
2	PB212	71.200	10.200	57.900	2.900	1.230	W	A
1	PB212	67.900	9.730	57.900	2.900	1.173	A	A

Values for elemental uranium are reported in µg/filter, g, or mL. pCi/g or mL=Bq x 0.027**Evaluation:** A=Acceptable, W=Acceptable with Warning, N=Not Acceptable

If the evaluation system is not appropriate for the types of analyses performed in your lab, apply a site specific evaluation.

QAP 58 Results by Laboratory**Lab:** WI WIPP Site, Westinghouse Electric Corp.

No. Test	Radionuclide	Reported Value	Reported Error	EML Value	EML Error	Reported EML	Evaluation	QAP 56 Evaluation
Matrix: SO Soil Bq/kg								
3	PB214	67.200	9.520	71.100	2.300	0.945	A	A
2	PB214	67.800	9.650	71.100	2.300	0.954	A	A
1	PB214	67.700	10.000	71.100	2.300	0.952	A	A
1	PU239	17.890	2.740	23.400	1.100	0.765	W	N
2	PU239	20.780	3.387	23.400	1.100	0.888	A	N
3	PU239	22.870	4.624	23.400	1.100	0.977	A	N
2	SR90	54.170	5.306	64.400	3.100	0.841	A	A
3	SR90	57.030	5.459	64.400	3.100	0.886	A	A
1	SR90	54.280	5.479	64.400	3.100	0.843	A	A

Matrix: VE Vegetation Bq/kg

3	AM241	3.842	0.680	3.510	0.130	1.095	A	A
2	AM241	3.645	0.617	3.510	0.130	1.038	A	A
1	AM241	3.917	0.686	3.510	0.130	1.116	A	A
3	CM244	1.806	0.398	2.010	0.100	0.899	A	
2	CM244	2.139	0.418	2.010	0.100	1.064	A	
1	CM244	2.033	0.427	2.010	0.100	1.011	A	
3	CO60	12.300	1.860	12.100	0.700	1.017	A	W
2	CO60	11.900	1.830	12.100	0.700	0.983	A	W
1	CO60	10.900	1.660	12.100	0.700	0.901	A	W
2	CS137	389.000	49.300	444.000	22.000	0.876	W	W
1	CS137	403.000	51.000	444.000	22.000	0.908	A	W
3	CS137	410.000	51.900	444.000	22.000	0.923	A	W
2	K40	1210.000	161.000	1120.000	60.000	1.080	A	A
1	K40	1170.000	156.000	1120.000	60.000	1.045	A	A
3	K40	1180.000	157.000	1120.000	60.000	1.054	A	A
1	PU239	5.120	0.951	5.170	0.520	0.990	A	N
2	PU239	5.056	0.927	5.170	0.520	0.978	A	N
3	PU239	5.274	1.000	5.170	0.520	1.020	A	N
1	SR90	545.200	49.570	650.000	27.000	0.839	A	A
2	SR90	529.000	38.030	650.000	27.000	0.814	A	A
3	SR90	510.100	40.220	650.000	27.000	0.785	A	A

Matrix: WA Water Bq/L

3	AM241	1.902	0.295	2.130	0.150	0.893	W	W
1	AM241	2.120	0.344	2.130	0.150	0.995	A	W
2	AM241	1.934	0.285	2.130	0.150	0.908	A	W
1	Bq U	4.580	0.480	4.290	0.390	1.068	A	W
3	Bq U	4.430	0.461	4.290	0.390	1.033	A	W
2	Bq U	4.284	0.439	4.290	0.390	0.999	A	W
3	CO60	254.000	33.200	234.000	8.400	1.085	A	A
2	CO60	237.000	31.000	234.000	8.400	1.013	A	A
1	CO60	242.000	32.800	234.000	8.400	1.034	A	A
1	CS134	29.900	4.410	30.500	1.090	0.980	A	A
2	CS134	30.200	4.130	30.500	1.090	0.990	A	A

Values for elemental uranium are reported in µg/filter, g, or mL. pCi/g or mL=Bq x 0.027**Evaluation:** A=Acceptable, W=Acceptable with Warning, N=Not Acceptable

If the evaluation system is not appropriate for the types of analyses performed in your lab, apply a site specific evaluation.

QAP 58 Results by Laboratory**Lab:** WI WIPP Site, Westinghouse Electric Corp.

No. Test	Radionuclide	Reported Value	Reported Error	EML Value	EML Error	Reported EML	Evaluation	QAP 56 Evaluation
Matrix: WA Water Bq/L								
3	CS134	31.700	4.370	30.500	1.090	1.039	A	A
3	CS137	65.500	8.880	63.800	3.400	1.027	A	A
1	CS137	64.300	9.160	63.800	3.400	1.008	A	A
2	CS137	62.800	8.490	63.800	3.400	0.984	A	A
3	PU238	3.400	0.440	3.330	0.300	1.021	A	A
1	PU238	3.082	0.404	3.330	0.300	0.926	A	A
2	PU238	3.429	0.441	3.330	0.300	1.030	A	A
1	PU239	3.794	0.494	3.920	0.300	0.968	A	A
2	PU239	4.279	0.547	3.920	0.300	1.092	A	A
3	PU239	4.196	0.540	3.920	0.300	1.070	A	A
3	SR90	4.086	0.329	4.340	0.200	0.941	A	A
1	SR90	4.004	0.322	4.340	0.200	0.923	A	A
2	SR90	3.924	0.327	4.340	0.200	0.904	A	A

Values for elemental uranium are reported in $\mu\text{g}/\text{filter}$, g, or mL. pCi/g or mL=Bq x 0.027

Evaluation: A=Acceptable, W=Acceptable with Warning, N=Not Acceptable

If the evaluation system is not appropriate for the types of analyses performed in your lab, apply a site specific evaluation.

QAP 58 Results by Laboratory**Lab:** WL Welsbach/GGM Superfund Remediation Project, NJ

No. Test	Radionuclide	Reported Value	Reported Error	EML Value	EML Error	Reported EML	Evaluation	QAP 56 Evaluation
Matrix: SO Soil Bq/kg								
1	AC228	58.817	1.802	57.600	2.500	1.021	A	
1	AM241	16.872	1.076	15.600	1.000	1.082	A	
1	BI212	64.850	7.182	60.600	4.000	1.070	A	
1	BI214	70.053	2.056	67.000	2.300	1.046	A	
1	CS137	1542.389	44.704	1450.000	73.000	1.064	A	
1	K40	678.048	21.390	636.000	33.000	1.066	A	
1	PB212	60.080	1.886	57.900	2.900	1.038	A	
1	PB214	76.139	1.998	71.100	2.300	1.071	A	
1	TH234	152.862	15.682	127.000	7.100	1.204	A	

Values for elemental uranium are reported in $\mu\text{g}/\text{filter}$, g, or mL. pCi/g or mL=Bq x 0.027

Evaluation: A=Acceptable, W=Acceptable with Warning, N=Not Acceptable

If the evaluation system is not appropriate for the types of analyses performed in your lab, apply a site specific evaluation.

QAP 58 Results by Laboratory**Lab:** WN State Health Radiation Protection Section, Madison, WI

No. Test	Radionuclide	Reported Value	Reported Error	EML Value	EML Error	Reported EML	Evaluation	QAP 56 Evaluation
Matrix: AI Air Filter Bq / filter								
1	CO60	32.500	0.600	33.500	0.870	0.970	A	A
2	CO60	33.600	0.700	33.500	0.870	1.003	A	A
3	CO60	32.900	0.700	33.500	0.870	0.982	A	A
2	CS137	95.200	3.100	99.700	2.300	0.955	A	W
1	CS137	95.600	3.000	99.700	2.300	0.959	A	W
3	CS137	95.200	3.000	99.700	2.300	0.955	A	W
3	MN54	45.600	1.300	43.800	1.130	1.041	A	A
2	MN54	44.800	1.300	43.800	1.130	1.023	A	A
1	MN54	45.900	1.200	43.800	1.130	1.048	A	A

Matrix: SO Soil Bq / kg

3	AC228	54.400	3.000	57.600	2.500	0.944	A	A
1	AC228	55.600	3.200	57.600	2.500	0.965	A	A
2	AC228	54.100	1.400	57.600	2.500	0.939	A	A
1	AM241	17.300	7.000	15.600	1.000	1.109	A	W
3	AM241	14.800	6.700	15.600	1.000	0.949	A	W
2	AM241	17.800	6.200	15.600	1.000	1.141	A	W
3	BI212	40.700	6.100	60.600	4.000	0.672	A	W
2	BI212	33.500	5.200	60.600	4.000	0.553	W	W
1	BI212	44.100	8.800	60.600	4.000	0.728	A	W
3	BI214	68.900	2.800	67.000	2.300	1.028	A	A
2	BI214	65.900	1.800	67.000	2.300	0.984	A	A
1	BI214	67.000	2.300	67.000	2.300	1.000	A	A
1	CS137	1467.000	47.000	1450.000	73.000	1.012	A	W
3	CS137	1460.000	47.000	1450.000	73.000	1.007	A	W
2	CS137	1474.000	47.000	1450.000	73.000	1.017	A	W
3	K40	611.000	30.000	636.000	33.000	0.961	A	W
1	K40	633.000	28.000	636.000	33.000	0.995	A	W
2	K40	641.000	23.000	636.000	33.000	1.008	A	W
2	PB212	54.800	1.800	57.900	2.900	0.946	A	W
3	PB212	54.800	2.100	57.900	2.900	0.946	A	W
1	PB212	51.100	2.000	57.900	2.900	0.883	W	W
3	PB214	67.000	2.400	71.100	2.300	0.942	A	A
1	PB214	68.900	2.600	71.100	2.300	0.969	A	A
2	PB214	67.400	1.600	71.100	2.300	0.948	A	A

Matrix: VE Vegetation Bq / kg

3	CO60	10.700	1.400	12.100	0.700	0.884	W	N
1	CO60	14.200	1.900	12.100	0.700	1.174	A	N
2	CO60	14.200	0.700	12.100	0.700	1.174	A	N
1	CS137	529.000	17.000	444.000	22.000	1.191	W	N
2	CS137	522.000	17.000	444.000	22.000	1.176	A	N
3	CS137	507.000	18.000	444.000	22.000	1.142	A	N
2	K40	1278.000	46.000	1120.000	60.000	1.141	A	N
3	K40	1226.000	64.000	1120.000	60.000	1.095	A	N

Values for elemental uranium are reported in µg/filter, g, or mL. pCi/g or mL=Bq x 0.027**Evaluation:** A=Acceptable, W=Acceptable with Warning, N=Not Acceptable

If the evaluation system is not appropriate for the types of analyses performed in your lab, apply a site specific evaluation.

QAP 58 Results by Laboratory**Lab:** WN State Health Radiation Protection Section, Madison, WI

No. Test	Radionuclide	Reported Value	Reported Error	EML Value	EML Error	Reported EML	Evaluation	QAP 56 Evaluation
Matrix: VE Vegetation Bq/kg								
1	K40	941.000	79.000	1120.000	60.000	0.840	W	N
Matrix: WA Water Bq/L								
3	CO60	221.100	4.900	234.000	8.400	0.945	A	A
2	CO60	220.700	4.400	234.000	8.400	0.943	A	A
1	CO60	217.800	4.700	234.000	8.400	0.931	A	A
3	CS134	24.900	1.000	30.500	1.090	0.816	W	A
2	CS134	27.000	0.900	30.500	1.090	0.885	W	A
1	CS134	25.600	0.900	30.500	1.090	0.839	W	A
3	CS137	60.700	2.600	63.800	3.400	0.951	A	A
2	CS137	55.900	2.400	63.800	3.400	0.876	W	A
1	CS137	52.200	2.500	63.800	3.400	0.818	W	A

Values for elemental uranium are reported in $\mu\text{g}/\text{filter}$, g, or mL. pCi/g or $\text{mL}=\text{Bq} \times 0.027$

Evaluation: A=Acceptable, W=Acceptable with Warning, N=Not Acceptable

If the evaluation system is not appropriate for the types of analyses performed in your lab, apply a site specific evaluation.

QAP 58 Results by Laboratory**Lab:** WO Wisconsin State Lab of Hygiene

No. Test	Radionuclide	Reported Value	Reported Error	EML Value	EML Error	Reported EML	Evaluation	QAP 56 Evaluation
Matrix: AI Air Filter Bq / filter								
1	CO60	33.830	7.040	33.500	0.870	1.010	A	A
2	CO60	33.390	4.130	33.500	0.870	0.997	A	A
1	CS137	104.800	17.440	99.700	2.300	1.051	A	A
2	CS137	104.700	10.020	99.700	2.300	1.050	A	A
2	Gross Alpha	0.790	0.060	1.170	0.120	0.675	N	W
1	Gross Alpha	0.800	0.060	1.170	0.120	0.684	N	W
1	Gross Beta	1.460	0.060	1.500	0.150	0.973	A	A
2	Gross Beta	1.450	0.060	1.500	0.150	0.967	A	A
2	MN54	46.420	4.940	43.800	1.130	1.060	A	A
1	MN54	46.820	8.380	43.800	1.130	1.069	A	A
Matrix: SO Soil Bq / kg								
2	AC228	55.830	12.050	57.600	2.500	0.969	A	A
1	AC228	60.430	14.940	57.600	2.500	1.049	A	A
2	BI212	53.170	16.000	60.600	4.000	0.877	A	
1	BI212	59.200	21.300	60.600	4.000	0.977	A	
2	BI214	81.200	10.980	67.000	2.300	1.212	A	A
1	BI214	82.720	15.880	67.000	2.300	1.235	W	A
1	CS137	1553.000	176.000	1450.000	73.000	1.071	A	A
2	CS137	1546.000	119.000	1450.000	73.000	1.066	A	A
1	K40	695.400	116.000	636.000	33.000	1.093	A	A
2	K40	680.000	81.000	636.000	33.000	1.069	A	A
1	PB212	59.650	6.120	57.900	2.900	1.030	A	A
2	PB212	58.810	4.970	57.900	2.900	1.016	A	A
2	PB214	88.450	10.020	71.100	2.300	1.244	A	W
1	PB214	90.430	13.920	71.100	2.300	1.272	W	W
Matrix: VE Vegetation Bq / kg								
2	CO60	12.600	2.480	12.100	0.700	1.041	A	A
1	CO60	12.680	3.310	12.100	0.700	1.048	A	A
2	CS137	515.100	40.600	444.000	22.000	1.160	A	A
1	CS137	509.900	58.130	444.000	22.000	1.148	A	A
2	K40	1270.000	140.000	1120.000	60.000	1.134	A	A
1	K40	1268.000	205.000	1120.000	60.000	1.132	A	A
Matrix: WA Water Bq / L								
2	Bq U	4.170	0.380	4.290	0.390	0.972	A	W
1	Bq U	3.830	0.360	4.290	0.390	0.893	A	W
2	CO60	236.500	36.770	234.000	8.400	1.011	A	A
1	CO60	236.200	46.750	234.000	8.400	1.009	A	A
2	CS134	29.750	4.110	30.500	1.090	0.975	A	A
1	CS134	29.950	5.140	30.500	1.090	0.982	A	A
1	CS137	63.430	10.130	63.800	3.400	0.994	A	A

Values for elemental uranium are reported in µg/filter, g, or mL. pCi/g or mL=Bq x 0.027

Evaluation: A=Acceptable, W=Acceptable with Warning, N=Not Acceptable

If the evaluation system is not appropriate for the types of analyses performed in your lab, apply a site specific evaluation.

QAP 58 Results by Laboratory**Lab:** WO Wisconsin State Lab of Hygiene

No. Test	Radionuclide	Reported Value	Reported Error	EML Value	EML Error	Reported EML	Evaluation	QAP 56 Evaluation
Matrix: WA Water Bq/L								
2	CS137	63.410	8.120	63.800	3.400	0.994	A	A
1	Gross Alpha	406.230	13.470	377.500	10.000	1.076	A	W
2	Gross Alpha	408.000	13.500	377.500	10.000	1.081	A	W
1	Gross Beta	701.580	12.120	627.500	10.000	1.118	A	A
2	Gross Beta	698.200	12.100	627.500	10.000	1.113	A	A
2	H3	376.890	9.960	390.000	3.400	0.966	A	A
1	H3	376.070	9.930	390.000	3.400	0.964	A	A
2	SR90	5.080	0.440	4.340	0.200	1.171	W	A
1	SR90	3.790	0.410	4.340	0.200	0.873	A	A

Values for elemental uranium are reported in $\mu\text{g}/\text{filter}$, g, or mL. pCi/g or mL=Bq x 0.027

Evaluation: A=Acceptable, W=Acceptable with Warning, N=Not Acceptable

If the evaluation system is not appropriate for the types of analyses performed in your lab, apply a site specific evaluation.

QAP 58 Results by Laboratory**Lab:** WT Waste Stream Technology, Buffalo, NY

No. Test	Radionuclide	Reported Value	Reported Error	EML Value	EML Error	Reported EML	Evaluation	QAP 56 Evaluation
Matrix: AI Air Filter Bq / filter								
1	CO60	33.600	1.900	33.500	0.870	1.003	A	A
1	CS137	107.000	4.900	99.700	2.300	1.073	A	A
1	Gross Alpha	1.020	0.040	1.170	0.120	0.872	A	A
1	Gross Beta	1.390	0.040	1.500	0.150	0.927	A	W
1	MN54	44.500	2.600	43.800	1.130	1.016	A	A
Matrix: SO Soil Bq/kg								
1	AC228	65.300	12.000	57.600	2.500	1.134	A	A
1	BI212	45.100	18.000	60.600	4.000	0.744	A	A
1	BI214	66.600	10.000	67.000	2.300	0.994	A	W
1	Bq U	243.000	44.000	249.000	0.300	0.976	A	A
1	CS137	1580.000	68.000	1450.000	73.000	1.090	A	A
1	K40	685.000	69.000	636.000	33.000	1.077	A	A
1	PB212	63.000	7.100	57.900	2.900	1.088	A	A
1	PB214	75.200	12.000	71.100	2.300	1.058	A	W
1	TH234	158.000	360.000	127.000	7.100	1.244	A	N
1	U234	114.000	20.000	120.000	0.500	0.950	A	A
1	U238	122.000	21.000	125.000	0.300	0.976	A	A
Matrix: VE Vegetation Bq/kg								
1	CO60	13.200	2.600	12.100	0.700	1.091	A	W
1	CS137	493.000	28.000	444.000	22.000	1.110	A	A
1	K40	1180.000	130.000	1120.000	60.000	1.054	A	A
Matrix: WA Water Bq/L								
1	Bq U	4.570	0.760	4.290	0.390	1.065	A	A
1	CO60	262.000	12.000	234.000	8.400	1.120	W	W
1	CS134	34.100	2.900	30.500	1.090	1.118	A	A
1	CS137	65.300	4.700	63.800	3.400	1.024	A	A
1	Gross Alpha	287.000	19.000	377.500	10.000	0.760	W	A
1	Gross Beta	652.000	22.000	627.500	10.000	1.039	A	A

Values for elemental uranium are reported in µg/filter, g, or mL. pCi/g or mL=Bq x 0.027

Evaluation: A=Acceptable, W=Acceptable with Warning, N=Not Acceptable

If the evaluation system is not appropriate for the types of analyses performed in your lab, apply a site specific evaluation.

QAP 58 Results by Laboratory**Lab:** WV West Valley Nuclear Services, NY

No. Test	Radionuclide	Reported Value	Reported Error	EML Value	EML Error	Reported EML	Evaluation	QAP 56 Evaluation
Matrix: AI Air Filter Bq / filter								
2	CO60	35.510	0.949	33.500	0.870	1.060	A	W
1	CO60	35.310	0.958	33.500	0.870	1.054	A	W
1	CS137	107.600	1.311	99.700	2.300	1.079	A	A
2	CS137	106.340	1.296	99.700	2.300	1.067	A	A
1	Gross Alpha	1.240	0.052	1.170	0.120	1.060	A	A
2	Gross Alpha	1.280	0.053	1.170	0.120	1.094	A	A
2	Gross Beta	1.690	0.051	1.500	0.150	1.127	A	A
1	Gross Beta	1.630	0.050	1.500	0.150	1.087	A	A
2	MN54	45.550	1.041	43.800	1.130	1.040	A	W
1	MN54	45.660	1.010	43.800	1.130	1.042	A	W

Matrix: WA Water Bq/L

1	CO60	235.300	2.240	234.000	8.400	1.006	A	A
1	CS134	28.000	0.780	30.500	1.090	0.918	A	A
1	CS137	63.700	1.140	63.800	3.400	0.998	A	A
1	Gross Alpha	272.000	30.800	377.500	10.000	0.721	W	A
1	Gross Beta	647.000	31.700	627.500	10.000	1.031	A	A
1	H3	411.100	14.050	390.000	3.400	1.054	A	A
1	SR90	4.320	0.245	4.340	0.200	0.995	A	A

Values for elemental uranium are reported in µg/filter, g, or mL. pCi/g or mL=Bq x 0.027
Evaluation: A=Acceptable, W=Acceptable with Warning, N=Not Acceptable

If the evaluation system is not appropriate for the types of analyses performed in your lab, apply a site specific evaluation.

QAP 58 Results by Laboratory**Lab:** WWest Valley Radiation Protection, NY

No. Test	Radionuclide	Reported Value	Reported Error	EML Value	EML Error	Reported EML	Evaluation	QAP 56 Evaluation
Matrix: AI Air Filter Bq / filter								
1	CO60	32.200	1.300	33.500	0.870	0.961	A	A
3	CO60	32.700	1.400	33.500	0.870	0.976	A	A
2	CO60	32.700	1.400	33.500	0.870	0.976	A	A
3	CS137	101.800	7.300	99.700	2.300	1.021	A	A
2	CS137	101.100	7.300	99.700	2.300	1.014	A	A
1	CS137	101.300	7.300	99.700	2.300	1.016	A	A
1	Gross Alpha	0.974	0.030	1.170	0.120	0.832	W	A
1	Gross Beta	1.498	0.032	1.500	0.150	0.999	A	A
3	MN54	46.300	3.900	43.800	1.130	1.057	A	A
2	MN54	46.200	3.900	43.800	1.130	1.055	A	A
1	MN54	46.600	3.900	43.800	1.130	1.064	A	A

Values for elemental uranium are reported in $\mu\text{g}/\text{filter}$, g, or mL. pCi/g or mL=Bq x 0.027

Evaluation: A=Acceptable, W=Acceptable with Warning, N=Not Acceptable

If the evaluation system is not appropriate for the types of analyses performed in your lab, apply a site specific evaluation.

QAP 58 Results by Laboratory**Lab:** YA Framatome ANP DE&S Environmental Laboratory

No. Test	Radionuclide	Reported Value	Reported Error	EML Value	EML Error	Reported EML	Evaluation	QAP 56 Evaluation
Matrix: AI Air Filter Bq / filter								
1	AM241	0.332	0.008	0.340	0.040	0.976	A	
1	CO60	33.490	1.000	33.500	0.870	1.000	A	A
1	CS137	102.660	2.900	99.700	2.300	1.030	A	A
1	Gross Alpha	1.084	0.019	1.170	0.120	0.926	A	A
1	Gross Beta	1.405	0.023	1.500	0.150	0.937	A	A
1	MN54	43.180	1.300	43.800	1.130	0.986	A	A
1	PU238	0.515	0.006	0.520	0.010	0.990	A	
1	PU239	0.328	0.004	0.330	0.010	0.995	A	
1	SR90	2.328	0.110	2.800	0.140	0.831	A	A
1	U234	0.223	0.006	0.240	0.003	0.930	A	
1	U238	0.220	0.006	0.240	0.010	0.916	A	

Matrix: SO Soil Bq / kg

1	AC228	54.900	1.800	57.600	2.500	0.953	A	A
1	AM241	12.350	0.300	15.600	1.000	0.792	W	A
1	CS137	1497.600	43.000	1450.000	73.000	1.033	A	A
1	K40	653.000	19.000	636.000	33.000	1.027	A	A
1	PU238	23.480	0.290	21.900	1.300	1.072	A	A
1	PU239	24.360	0.300	23.400	1.100	1.041	A	A
1	U234	115.700	2.600	120.000	0.500	0.964	A	
1	U238	122.900	2.800	125.000	0.300	0.983	A	

Matrix: VE Vegetation Bq / kg

1	AM241	3.487	0.065	3.510	0.130	0.993	A	
1	CM244	2.050	0.046	2.010	0.100	1.020	A	
1	CO60	13.020	0.450	12.100	0.700	1.076	A	A
1	CS137	469.100	13.700	444.000	22.000	1.057	A	A
1	K40	1172.000	35.000	1120.000	60.000	1.046	A	A
1	PU239	5.050	0.090	5.170	0.520	0.977	A	
1	SR90	545.300	19.800	650.000	27.000	0.839	A	

Matrix: WA Water Bq / L

1	AM241	2.158	0.047	2.130	0.150	1.013	A	A
1	CO60	219.000	6.400	234.000	8.400	0.936	A	A
1	CS134	29.380	0.940	30.500	1.090	0.963	A	A
1	CS137	59.600	1.800	63.800	3.400	0.934	A	A
1	Gross Alpha	418.100	19.500	377.500	10.000	1.108	A	W
1	Gross Beta	682.400	20.600	627.500	10.000	1.087	A	A
1	H3	426.000	14.100	390.000	3.400	1.092	A	A
1	PU238	3.659	0.036	3.330	0.300	1.099	A	A
1	PU239	4.239	0.040	3.920	0.300	1.081	A	A
1	SR90	4.070	0.180	4.340	0.200	0.938	A	A
1	U234	2.274	0.054	2.050	0.190	1.109	A	

Values for elemental uranium are reported in µg/filter, g, or mL. pCi/g or mL=Bq x 0.027**Evaluation:** A=Acceptable, W=Acceptable with Warning, N=Not Acceptable

If the evaluation system is not appropriate for the types of analyses performed in your lab, apply a site specific evaluation.

QAP 58 Results by Laboratory**Lab:** YA Framatome ANP DE&S Environmental Laboratory

No. Test	Radionuclide	Reported Value	Reported Error	EML Value	EML Error	Reported EML	Evaluation	QAP 56 Evaluation
---------------------	---------------------	---------------------------	---------------------------	----------------------	----------------------	-------------------------	-------------------	------------------------------

Matrix: WA Water Bq/L

1	U238	2.108	0.050	2.160	0.210	0.976	A	
---	------	-------	-------	-------	-------	-------	---	--

Values for elemental uranium are reported in µg/filter, g, or mL. pCi/g or mL=Bq x 0.027

Evaluation: A=Acceptable, W=Acceptable with Warning, N=Not Acceptable

If the evaluation system is not appropriate for the types of analyses performed in your lab, apply a site specific evaluation.

QAP 58 Results by Laboratory**Lab:** YP US Army Proving Ground, Yuma, AZ

No. Test	Radionuclide	Reported Value	Reported Error	EML Value	EML Error	Reported EML	Evaluation	QAP 56 Evaluation
Matrix: AI Air Filter Bq / filter								
1	ug/g U	160.300	1.060	19.700	0.760	8.137	N	
Matrix: SO Soil Bq / kg								
1	ug/g U	4.260	1.156	10.100	0.300	0.422	N	
Matrix: WA Water Bq / L								
1	ug/g U	0.188	0.002	0.170	0.020	1.105	A	

Values for elemental uranium are reported in $\mu\text{g}/\text{filter}$, g, or mL. pCi/g or $\text{mL}=\text{Bq} \times 0.027$

Evaluation: A=Acceptable, W=Acceptable with Warning, N=Not Acceptable

If the evaluation system is not appropriate for the types of analyses performed in your lab, apply a site specific evaluation.

QAP 58 Results by Laboratory**Lab:** YU Institute of Occupational and Radiological Health, Serbia

No. Test	Radionuclide	Reported Value	Reported Error	EML Value	EML Error	Reported EML	Evaluation	QAP 56 Evaluation
Matrix: AI Air Filter Bq / filter								
1	AM241	0.404	0.095	0.340	0.040	1.188	A	N
1	CO60	33.600	1.000	33.500	0.870	1.003	A	A
1	CS137	101.600	2.900	99.700	2.300	1.019	A	A
1	Gross Alpha	1.125	0.019	1.170	0.120	0.962	A	A
1	Gross Beta	1.602	0.014	1.500	0.150	1.068	A	A
1	MN54	44.700	1.200	43.800	1.130	1.021	A	A

Matrix: SO Soil Bq / kg

1	AC228	54.210	0.860	57.600	2.500	0.941	A	A
1	AM241	10.860	0.850	15.600	1.000	0.696	W	A
1	BI212	55.500	2.000	60.600	4.000	0.916	A	
1	BI214	59.000	1.500	67.000	2.300	0.881	A	A
1	CS137	1425.900	6.200	1450.000	73.000	0.983	A	A
1	K40	635.200	1.700	636.000	33.000	0.999	A	A
1	PB212	54.400	3.000	57.900	2.900	0.940	A	A
1	PB214	63.400	1.100	71.100	2.300	0.892	A	A
1	SR90	54.400	8.200	64.400	3.100	0.845	A	

Matrix: VE Vegetation Bq / kg

1	CO60	12.970	0.690	12.100	0.700	1.072	A	A
1	CS137	461.800	2.400	444.000	22.000	1.040	A	A
1	K40	1173.000	10.000	1120.000	60.000	1.047	A	W
1	SR90	434.000	65.000	650.000	27.000	0.668	W	

Matrix: WA Water Bq / L

1	AM241	3.000	1.800	2.130	0.150	1.408	W	
1	CO60	239.210	0.830	234.000	8.400	1.022	A	A
1	CS134	31.000	1.600	30.500	1.090	1.016	A	A
1	CS137	64.370	0.300	63.800	3.400	1.009	A	A
1	Gross Alpha	485.000	42.000	377.500	10.000	1.285	W	A
1	Gross Beta	782.000	15.000	627.500	10.000	1.246	A	A
1	SR90	9.600	1.400	4.340	0.200	2.212	N	

Values for elemental uranium are reported in µg/filter, g, or mL. pCi/g or mL=Bq x 0.027**Evaluation:** A=Acceptable, W=Acceptable with Warning, N=Not Acceptable

If the evaluation system is not appropriate for the types of analyses performed in your lab, apply a site specific evaluation.

QAP 58 Results by Laboratory**Lab:** ZC "Ruder Boskovic" Institute Radioecology, Croatia

No. Test	Radionuclide	Reported Value	Reported Error	EML Value	EML Error	Reported EML	Evaluation	QAP 56 Evaluation
Matrix: SO Soil Bq/kg								
1	AC228	54.270	2.950	57.600	2.500	0.942	A	W
1	AM241	13.650	1.080	15.600	1.000	0.875	W	W
1	BI212	54.820	5.170	60.600	4.000	0.905	A	W
1	BI214	57.130	1.140	67.000	2.300	0.853	W	A
1	CS137	1404.560	7.730	1450.000	73.000	0.969	A	W
1	K40	628.280	6.210	636.000	33.000	0.988	A	A
1	PB212	54.990	1.740	57.900	2.900	0.950	A	W
1	PB214	60.280	3.240	71.100	2.300	0.848	W	W
1	SR90	87.600	9.100	64.400	3.100	1.360	W	
1	U238	130.030	5.540	125.000	0.300	1.040	A	
1	ug/g U	10.460	0.450	10.100	0.300	1.036	A	

Matrix: VE Vegetation Bq/kg

3	AM241	3.210	0.420	3.510	0.130	0.915	A	W
2	AM241	3.000	0.320	3.510	0.130	0.855	W	W
1	AM241	3.100	0.330	3.510	0.130	0.883	A	W
3	CO60	10.760	0.670	12.100	0.700	0.889	W	N
2	CO60	12.020	0.780	12.100	0.700	0.993	A	N
1	CO60	11.820	0.690	12.100	0.700	0.977	A	N
1	CS137	457.840	3.760	444.000	22.000	1.031	A	N
2	CS137	455.540	4.120	444.000	22.000	1.026	A	N
3	CS137	459.120	4.050	444.000	22.000	1.034	A	N
1	K40	1141.320	11.950	1120.000	60.000	1.019	A	W
3	K40	1145.650	13.060	1120.000	60.000	1.023	A	W
2	K40	1139.430	12.020	1120.000	60.000	1.017	A	W
2	SR90	635.940	8.800	650.000	27.000	0.978	A	
1	SR90	645.370	9.400	650.000	27.000	0.993	A	
3	SR90	625.840	8.800	650.000	27.000	0.963	A	

Matrix: WA Water Bq/L

1	AM241	1.950	0.060	2.130	0.150	0.915	A	W
1	CO60	227.940	3.150	234.000	8.400	0.974	A	A
1	CS134	28.660	9.690	30.500	1.090	0.940	A	A
1	CS137	60.950	10.480	63.800	3.400	0.955	A	A
1	H3	343.940	18.060	390.000	3.400	0.882	W	A
1	SR90	6.680	0.260	4.340	0.200	1.539	N	

Values for elemental uranium are reported in µg/filter, g, or mL. pCi/g or mL=Bq x 0.027**Evaluation:** A=Acceptable, W=Acceptable with Warning, N=Not Acceptable

If the evaluation system is not appropriate for the types of analyses performed in your lab, apply a site specific evaluation.

QAP 58 Results by Nuclide

Matrix: AI Air Filter Bq / filter
Radionuclide: AM241

EML Value: 0.3400
EML Error: 0.0400

Labcode	Test Number	Reported Value	Reported Error	Reported EML	QAP 56 Evaluation	Evaluation
AC	1	0.3100	0.0100	0.91		A
AF	1	0.3140	0.0250	0.92	A	A
AG	1	0.2870	0.0450	0.84	A	W
AI	1	0.2300	0.0080	0.68	A	N
AM	1	0.2760	0.0280	0.81	A	W
AN	1	0.3200	0.0100	0.94	A	A
AT	1	0.3320	0.0570	0.98	A	A
AU	1	0.3000	0.0300	0.88	A	A
AV	1	0.3800	0.1400	1.12	A	A
BE	1	0.2980	0.0130	0.88	A	A
BM	1	0.2830	0.0402	0.83	A	W
BU	1	0.2820	0.0200	0.83	A	W
BX	1	0.3210	0.0320	0.94	A	A
CB	1	0.3360	0.0660	0.99	A	A
CH	1	0.3133	0.0372	0.92	A	A
CN	1	0.2800	0.0100	0.82		W
CW	1	0.3032	0.0060	0.89		A
DH	1	0.3360	0.0430	0.99	A	A
EC	4	0.3600	0.0490	1.06	W	A
EC	5	0.3500	0.0480	1.03	W	A
EC	3	0.3700	0.0510	1.09	W	A
EC	2	0.3900	0.0520	1.15	W	A
EC	1	0.3500	0.0470	1.03	W	A
EG	1	0.2820	0.0170	0.83	A	W
FC	1	0.2410	0.0240	0.71		W
FL	1	0.3500	0.0300	1.03	A	A
FM	1	0.2900	0.0600	0.85	A	W
GA	1	0.3289	0.0247	0.97	A	A
GE	1	0.3250	0.0430	0.96	A	A
GT	1	0.2800	0.1000	0.82	A	W
ID	1	0.3170	0.0200	0.93	A	A
IS	1	0.5520	0.0690	1.62	A	W
IT	1	0.3260	0.0280	0.96	A	A
KE	1	0.3400	0.1000	1.00		A
KO	1	0.3130	0.0090	0.92		A

Values for elemental Uranium are reported in micrograms/filter, g or mL pCi/g or mL =Bq x 0.027

Evaluation: A=Acceptable, W=Acceptable with Warning, N=Not Acceptable

If the evaluation system is not appropriate for the types of analyses performed in your lab, apply site specific evaluation.

QAP 58 Results by Nuclide

Matrix: AI Air Filter Bq / filter
Radionuclide: AM241

EML Value: 0.3400
EML Error: 0.0400

Labcode	Test Number	Reported Value	Reported Error	Reported EML	QAP 56 Evaluation	Evaluation
KR	1	0.3000	0.1000	0.88	A	A
KS	1	0.3500	0.0400	1.03	N	A
LV	1	0.5300	0.0490	1.56	N	W
MS	1	0.3300	0.0300	0.97		A
NA	1	0.2860	0.0170	0.84		W
NJ	2	0.3430	0.2970	1.01	W	A
NJ	5	0.3340	0.0740	0.98	W	A
NJ	3	0.3230	0.0790	0.95	W	A
NJ	1	0.2350	0.1300	0.69	W	N
NJ	4	0.3490	0.0730	1.03	W	A
NM	1	0.3000	0.0200	0.88	A	A
NQ	1	0.2927	0.0170	0.86	A	W
NZ	1	0.3500	0.0380	1.03	A	A
OT	1	0.3000	0.0100	0.88	A	A
PO	1	0.3100	0.0600	0.91	N	A
RB	1	0.2430	0.0190	0.71	W	W
RI	1	0.3370	0.0212	0.99	W	A
RS	1	0.3600	0.2200	1.06		A
SB	1	0.3400	0.1390	1.00		A
SD	1	0.3180	0.0140	0.94	A	A
SI	2	0.3300	0.0200	0.97	A	A
SI	1	0.3800	0.0300	1.12	A	A
SN	1	0.2650	0.0350	0.78	A	W
SR	1	0.2860	0.0370	0.84	A	W
SV	1	0.2970	0.0200	0.87	A	A
SW	1	0.6823	0.1336	2.01	W	W
TE	1	0.2700	0.1000	0.79	N	W
TI	1	0.3400	0.1000	1.00	A	A
TM	1	0.3380	0.0320	0.99	A	A
TN	1	0.2940	0.0300	0.87	A	W
TO	1	0.2960	0.0530	0.87	A	A
TX	1	0.2790	0.0080	0.82		W
UY	1	0.2250	0.1200	0.66	A	N
WA	1	0.2700	0.0300	0.79	W	W
WC	1	0.2950	0.0590	0.87	A	W

Values for elemental Uranium are reported in micrograms/filter, g or mL pCi/g or mL =Bq x 0.027

Evaluation: A=Acceptable, W=Acceptable with Warning, N=Not Acceptable

If the evaluation system is not appropriate for the types of analyses performed in your lab, apply site specific evaluation.

QAP 58 Results by Nuclide

Matrix: AI Air Filter Bq / filter
Radionuclide: AM241

EML Value: 0.3400
EML Error: 0.0400

Labcode	Test Number	Reported Value	Reported Error	<u>Reported EML</u>	QAP 56 Evaluation	Evaluation
WE	1	0.3100	0.0600	0.91	A	A
WI	2	0.2253	0.0295	0.66	A	N
WI	1	0.2590	0.0350	0.76	A	W
YA	1	0.3317	0.0078	0.98		A
YU	1	0.4040	0.0950	1.19	N	A

Total Number Reported: 75

Values for elemental Uranium are reported in micrograms/filter, g or mL pCi/g or mL =Bq x 0.027
Evaluation: A=Acceptable, W=Acceptable with Warning, N=Not Acceptable
If the evaluation system is not appropriate for the types of analyses performed in your lab, apply site specific evaluation.

QAP 58 Results by Nuclide

Matrix: AI Air Filter Bq / filter
Radionuclide: Bq U

EML Value: 0.5000
EML Error: 0.0100

Labcode	Test Number	Reported Value	Reported Error	Reported EML	QAP 56 Evaluation	Evaluation
AF	1	0.4770	0.0360	0.95	A	A
AG	1	0.4720	0.0790	0.94		A
AI	1	0.4700	0.0130	0.94	W	A
AT	1	0.4560	0.0460	0.91	A	A
BU	1	0.4650	0.0200	0.93	N	A
KO	1	0.4900	0.0130	0.98		A
KT	1	0.4037	0.0180	0.81		W
OT	1	0.4800	0.0300	0.96	A	A
SD	1	0.4650	0.0420	0.93	A	A
TE	1	0.5100	0.1000	1.02	N	A
UY	1	0.4570	0.0510	0.91	A	A
WA	1	0.4700	0.0300	0.94	W	A
WI	2	0.4595	0.0411	0.92	A	A
WI	1	0.4684	0.0421	0.94	A	A

Total Number Reported: 14

Values for elemental Uranium are reported in micrograms/filter, g or mL pCi/g or mL =Bq x 0.027
Evaluation: A=Acceptable, W=Acceptable with Warning, N=Not Acceptable
 If the evaluation system is not appropriate for the types of analyses performed in your lab, apply site specific evaluation.

QAP 58 Results by Nuclide

Matrix: AI Air Filter Bq / filter
Radionuclide: CO60

EML Value: 33.5000
EML Error: 0.8700

Labcode	Test Number	Reported Value	Reported Error	Reported EML	QAP 56 Evaluation	Evaluation
AC	1	35.0000	2.0000	1.04	A	A
AG	1	31.0000	5.1300	0.93	A	A
AI	1	36.4000	5.7900	1.09	A	A
AM	1	31.0800	0.1400	0.93	A	A
AN	1	34.7000	1.0000	1.04	A	A
AT	1	32.8730	2.4850	0.98	A	A
AU	1	34.9000	1.5000	1.04	A	A
AV	1	34.0000	11.0000	1.01	W	A
AW	1	34.6000	3.4000	1.03		A
BA	1	31.8500	2.5300	0.95	W	A
BE	1	36.0000	2.0000	1.08	W	A
BM	1	34.7000	2.3300	1.04	A	A
BN	1	33.0000	1.7000	0.99	A	A
BQ	1	35.0000	3.0000	1.04	A	A
BU	1	33.8000	1.8000	1.01	A	A
BX	1	34.2000	1.1000	1.02	W	A
CA	1	35.8000	1.6000	1.07	A	A
CA	2	36.0000	1.5000	1.08	A	A
CB	1	36.3000	0.8000	1.08	W	A
CD	1	35.0000	1.0000	1.04	A	A
CE	1	32.3000	1.3800	0.96	A	A
CG	1	33.6000	1.1000	1.00	A	A
CH	1	38.2590	0.3770	1.14	A	W
CN	1	33.3000	1.7000	0.99	A	A
CO	2	40.5000	0.4000	1.21		W
CO	3	40.4000	0.4000	1.21		W
CO	1	40.5000	0.4000	1.21		W
CS	1	33.5000	1.3300	1.00	A	A
CU	1	34.0000	0.3000	1.01	A	A
CW	1	33.9000	0.4400	1.01		A
DH	1	39.0700	1.7300	1.17	W	W
EC	5	38.3000	1.1700	1.14	W	W
EC	2	38.8900	1.1900	1.16	W	W
EC	3	37.5900	1.1500	1.12	W	W

Values for elemental Uranium are reported in micrograms/filter, g or mL pCi/g or mL =Bq x 0.027

Evaluation: A=Acceptable, W=Acceptable with Warning, N=Not Acceptable

If the evaluation system is not appropriate for the types of analyses performed in your lab, apply site specific evaluation.

QAP 58 Results by Nuclide

Matrix: AI Air Filter Bq / filter
Radionuclide: CO60

EML Value: 33.5000
EML Error: 0.8700

Labcode	Test Number	Reported Value	Reported Error	Reported EML	QAP 56 Evaluation	Evaluation
EC	1	38.6300	1.1800	1.15	W	W
EC	4	38.8100	1.1900	1.16	W	W
EG	1	38.0000	1.0000	1.13	A	W
EP	1	34.6900	1.7300	1.04	A	A
FC	1	33.7000	1.6000	1.01		A
FL	1	34.5300	0.1500	1.03	A	A
FM	1	36.0000	0.6000	1.08	A	A
FN	1	35.8000	1.9000	1.07	A	A
GA	1	33.0000	1.0000	0.99	A	A
GC	1	31.8000	1.1800	0.95	A	A
GC	3	32.1000	1.4400	0.96	A	A
GC	2	32.7000	1.5500	0.98	A	A
GD	1	34.7000	1.7000	1.04		A
GE	1	34.4470	3.1440	1.03	A	A
GT	1	34.0000	4.0000	1.01	A	A
HU	1	31.6600	1.9700	0.94	A	A
HV	1	33.0000	1.5000	0.99		A
HV	2	32.5000	0.9000	0.97		A
ID	1	34.0970	1.7320	1.02	A	A
IL	1	36.4000	0.3000	1.09	A	A
IN	1	36.8000	1.3000	1.10	A	A
IO	1	34.0000	4.8000	1.01	A	A
IS	1	33.6000	3.1000	1.00	A	A
IT	1	32.6000	3.1200	0.97	A	A
JL	2	35.6000	1.1300	1.06	A	A
JL	1	34.8000	1.2500	1.04	A	A
JL	3	35.8000	0.9700	1.07	A	A
KE	1	28.2600	0.1500	0.84		W
KO	1	35.1000	0.7500	1.05		A
KR	1	34.0000	1.3000	1.01	A	A
KS	1	36.6000	1.0100	1.09	A	A
KT	1	37.4600	1.9000	1.12		W
LB	1	29.0000	2.0000	0.87	A	W
LL	1	44.1000	3.8400	1.32	W	N
LN	1	33.0000	3.0000	0.99	A	A

Values for elemental Uranium are reported in micrograms/filter, g or mL pCi/g or mL =Bq x 0.027

Evaluation: A=Acceptable, W=Acceptable with Warning, N=Not Acceptable

If the evaluation system is not appropriate for the types of analyses performed in your lab, apply site specific evaluation.

QAP 58 Results by Nuclide

Matrix: AI Air Filter Bq / filter
Radionuclide: CO60

EML Value: 33.5000
EML Error: 0.8700

Labcode	Test Number	Reported Value	Reported Error	Reported EML	QAP 56 Evaluation	Evaluation
LV	1	33.2000	0.7000	0.99	A	A
ME	2	36.0000	0.5000	1.08	A	A
ME	1	36.0000	0.5000	1.08	A	A
ME	3	36.0000	0.5000	1.08	A	A
MH	1	37.9000	0.9000	1.13		W
MI	1	33.9470	0.9120	1.01	A	A
MS	1	36.2000	3.6000	1.08	A	A
MZ	1	23.9000	0.5000	0.71	W	N
MZ	2	23.6000	0.3000	0.70	W	N
MZ	3	23.5000	0.3000	0.70	W	N
NA	1	31.9300	0.5300	0.95	A	A
NJ	5	31.5000	1.9000	0.94	W	A
NJ	4	31.4000	1.9000	0.94	W	A
NJ	3	31.6000	1.8000	0.94	W	A
NJ	2	31.2000	1.8000	0.93	W	A
NJ	1	31.5000	2.0000	0.94	W	A
NP	1	33.3000	0.2000	0.99	A	A
NQ	1	31.8000	3.3300	0.95	A	A
NR	1	32.7800	6.5600	0.98	W	A
NZ	1	32.5000	1.9000	0.97	A	A
OC	1	33.8000	2.7000	1.01	A	A
OD	1	35.4500	0.4300	1.06		A
OT	1	36.0000	1.0000	1.08	A	A
OU	1	66.1000	3.6200	1.97	A	N
PO	1	33.0000	1.0000	0.99	A	A
PR	1	31.9700	0.6590	0.95	A	A
PS	1	36.6600	0.4000	1.09	W	A
RA	1	34.5000	2.2000	1.03	A	A
RB	1	31.5500	2.5200	0.94	A	A
RI	1	31.3000	0.8980	0.93	A	A
RS	1	26.7800	1.3500	0.80		N
RU	1	34.3000	5.1000	1.02	A	A
SA	1	34.0000	3.5000	1.01	A	A
SB	1	33.7000	2.2000	1.01	A	A
SD	1	36.3000	1.8000	1.08	A	A

Values for elemental Uranium are reported in micrograms/filter, g or mL pCi/g or mL =Bq x 0.027

Evaluation: A=Acceptable, W=Acceptable with Warning, N=Not Acceptable

If the evaluation system is not appropriate for the types of analyses performed in your lab, apply site specific evaluation.

QAP 58 Results by Nuclide

Matrix: AI Air Filter Bq / filter
Radionuclide: CO60

EML Value: 33.5000
EML Error: 0.8700

Labcode	Test Number	Reported Value	Reported Error	Reported EML	QAP 56 Evaluation	Evaluation
SI	1	36.6000	0.7000	1.09	A	A
SI	2	33.2000	0.7000	0.99	A	A
SR	1	37.8000	2.5000	1.13	W	W
SV	1	30.5000	0.7000	0.91	A	A
SW	1	46.8100	3.5890	1.40	A	N
SX	1	32.1200	1.0800	0.96	W	A
TE	1	30.2000	0.3000	0.90	A	A
TI	1	35.9000	1.1000	1.07	A	A
TM	1	33.4000	4.6500	1.00	A	A
TN	1	22.2000	2.2000	0.66	A	N
TO	1	33.3600	3.1700	1.00	A	A
TP	1	32.1300	0.4600	0.96	A	A
TQ	1	32.5200	0.4300	0.97	A	A
TW	1	31.0400	0.2200	0.93	A	A
TX	1	34.3000	0.5000	1.02	A	A
UC	1	31.2000	0.3040	0.93	A	A
UY	1	36.3000	2.6000	1.08	A	A
WA	1	33.9000	0.2000	1.01	A	A
WC	1	32.6000	2.6000	0.97	A	A
WE	1	32.3500	4.8500	0.97	A	A
WI	2	33.5000	4.4100	1.00	A	A
WI	1	32.2000	4.2500	0.96	A	A
WN	2	33.6000	0.7000	1.00	A	A
WN	1	32.5000	0.6000	0.97	A	A
WN	3	32.9000	0.7000	0.98	A	A
WO	2	33.3900	4.1300	1.00	A	A
WO	1	33.8300	7.0400	1.01	A	A
WT	1	33.6000	1.9000	1.00	A	A
WV	1	35.3100	0.9580	1.05	W	A
WV	2	35.5100	0.9490	1.06	W	A
WW	2	32.7000	1.4000	0.98	A	A
WW	1	32.2000	1.3000	0.96	A	A
WW	3	32.7000	1.4000	0.98	A	A
YA	1	33.4900	1.0000	1.00	A	A
YU	1	33.6000	1.0000	1.00	A	A

Values for elemental Uranium are reported in micrograms/filter, g or mL pCi/g or mL =Bq x 0.027

Evaluation: A=Acceptable, W=Acceptable with Warning, N=Not Acceptable

If the evaluation system is not appropriate for the types of analyses performed in your lab, apply site specific evaluation.

QAP 58 Results by Nuclide

Matrix: AI Air Filter Bq / filter
Radionuclide: CO60

EML Value: 33.5000
EML Error: 0.8700

Labcode	Test Number	Reported Value	Reported Error	<u>Reported EML</u>	QAP 56 Evaluation	Evaluation
---------	-------------	----------------	----------------	---------------------	-------------------	------------

Total Number Reported: 139

Values for elemental Uranium are reported in micrograms/filter, g or mL pCi/g or mL =Bq x 0.027
Evaluation: A=Acceptable, W=Acceptable with Warning, N=Not Acceptable
If the evaluation system is not appropriate for the types of analyses performed in your lab, apply site specific evaluation.

QAP 58 Results by Nuclide

Matrix: AI Air Filter Bq / filter
Radionuclide: CS137

EML Value: 99.7000
EML Error: 2.3000

Labcode	Test Number	Reported Value	Reported Error	Reported EML	QAP 56 Evaluation	Evaluation
AC	1	110.0000	10.0000	1.10	A	A
AG	1	98.0000	16.3000	0.98	A	A
AI	1	108.5000	17.2000	1.09	W	A
AM	1	94.7100	0.2000	0.95	A	A
AN	1	103.0000	6.0000	1.03	A	A
AT	1	101.3000	13.4500	1.02	A	A
AU	1	107.3000	5.2000	1.08	A	A
AV	1	104.6000	5.4000	1.05	A	A
AW	1	102.0000	10.2000	1.02		A
BA	1	100.1100	17.8100	1.00	A	A
BE	1	109.0000	12.0000	1.09	A	A
BM	1	105.0000	11.6000	1.05	A	A
BN	1	116.7000	9.3000	1.17	W	W
BQ	1	100.0000	9.0000	1.00	W	A
BU	1	101.0000	5.0000	1.01	A	A
BX	1	104.0000	3.0000	1.04	W	A
CA	2	112.0000	3.0000	1.12	A	A
CA	1	112.0000	3.0000	1.12	A	A
CB	1	114.4000	3.7000	1.15	W	A
CD	1	102.0000	5.0000	1.02	A	A
CE	1	100.0000	5.7500	1.00	A	A
CG	1	100.0000	3.0000	1.00	A	A
CH	1	121.9800	0.5160	1.22	A	W
CN	1	105.0000	5.0000	1.05	A	A
CO	3	1267.0000	0.8000	12.71		N
CO	2	126.7000	0.8000	1.27		W
CO	1	126.4000	0.8000	1.27		W
CS	1	99.5400	4.1400	1.00	A	A
CU	1	103.0000	0.3000	1.03	A	A
CW	1	101.6000	1.6000	1.02		A
DH	1	120.3000	6.1600	1.21	W	W
EC	5	122.1000	5.8400	1.23	W	W
EC	2	124.0600	5.9300	1.24	W	W
EC	1	122.9500	5.8800	1.23	W	W

Values for elemental Uranium are reported in micrograms/filter, g or mL pCi/g or mL =Bq x 0.027

Evaluation: A=Acceptable, W=Acceptable with Warning, N=Not Acceptable

If the evaluation system is not appropriate for the types of analyses performed in your lab, apply site specific evaluation.

QAP 58 Results by Nuclide

Matrix: AI Air Filter Bq / filter
Radionuclide: CS137

EML Value: 99.7000
EML Error: 2.3000

Labcode	Test Number	Reported Value	Reported Error	Reported EML	QAP 56 Evaluation	Evaluation
EC	4	123.2100	5.8900	1.24	W	W
EC	3	120.6600	5.7700	1.21	W	W
EG	1	118.0000	7.0000	1.18	A	W
EP	1	105.1600	5.9100	1.05	A	A
FC	1	100.5000	4.5000	1.01		A
FL	1	109.3500	0.2000	1.10	A	A
FM	1	114.0000	2.0000	1.14	A	A
FN	1	107.0000	8.0000	1.07	A	A
GA	1	101.0000	6.0000	1.01	A	A
GC	3	103.0000	4.4300	1.03	A	A
GC	1	101.5000	3.3800	1.02	A	A
GC	2	102.3000	4.4900	1.03	A	A
GD	1	95.3000	2.6000	0.96		A
GE	1	105.5730	11.2360	1.06	A	A
GT	1	108.0000	19.0000	1.08	A	A
HU	1	96.9000	8.2000	0.97	A	A
HV	2	98.0000	3.0000	0.98		A
HV	1	97.5000	4.9000	0.98		A
ID	1	107.6900	5.4030	1.08	A	A
IL	1	110.4000	1.6000	1.11	A	A
IN	1	121.0000	3.6000	1.21	A	W
IO	1	103.2000	21.4000	1.03	A	A
IS	1	102.0000	11.0000	1.02	A	A
IT	1	99.9000	5.9900	1.00	A	A
JL	3	108.2000	3.9100	1.09	A	A
JL	2	108.8000	4.1000	1.09	A	A
JL	1	110.2000	4.2800	1.11	A	A
KE	1	88.7600	0.2700	0.89		W
KO	1	106.9000	1.7400	1.07		A
KR	1	106.0000	4.0000	1.06	A	A
KS	1	110.2000	1.6700	1.11	A	A
KT	1	114.6000	4.5000	1.15		A
LB	1	86.0000	5.0000	0.86	A	W
LL	1	136.0000	19.5600	1.36	W	N
LN	1	100.0000	5.0000	1.00	A	A

Values for elemental Uranium are reported in micrograms/filter, g or mL pCi/g or mL =Bq x 0.027

Evaluation: A=Acceptable, W=Acceptable with Warning, N=Not Acceptable

If the evaluation system is not appropriate for the types of analyses performed in your lab, apply site specific evaluation.

QAP 58 Results by Nuclide

Matrix: AI Air Filter Bq / filter
Radionuclide: CS137

EML Value: 99.7000
EML Error: 2.3000

Labcode	Test Number	Reported Value	Reported Error	Reported EML	QAP 56 Evaluation	Evaluation
LV	1	136.0000	5.0000	1.36	A	N
ME	1	112.0000	2.1000	1.12	A	A
ME	3	112.0000	2.2000	1.12	A	A
ME	2	112.0000	2.1000	1.12	A	A
MH	1	127.5000	4.4000	1.28		W
MI	1	100.6980	3.6500	1.01	A	A
MS	1	103.0000	10.3000	1.03	A	A
MZ	1	69.8000	0.3000	0.70	A	N
MZ	3	70.1000	0.2000	0.70	A	N
MZ	2	70.3000	0.3000	0.70	A	N
NA	1	102.5000	1.6700	1.03	A	A
NJ	1	93.6000	8.5000	0.94	W	A
NJ	3	93.2000	8.1000	0.94	W	A
NJ	2	93.2000	8.1000	0.94	W	A
NJ	5	94.4000	9.6000	0.95	W	A
NJ	4	91.4000	7.4000	0.92	W	A
NM	1	75.4000	4.8000	0.76	A	N
NP	1	102.0000	0.4000	1.02	A	A
NQ	1	96.0000	11.1000	0.96	A	A
NR	1	102.1000	20.4000	1.02	A	A
NZ	1	107.7000	3.7000	1.08	A	A
OC	1	102.0000	8.0000	1.02	A	A
OD	1	109.2000	2.4000	1.10	A	A
OT	1	110.0000	10.0000	1.10	A	A
OU	1	197.0000	14.3000	1.98	A	N
PO	1	100.0000	3.0000	1.00	A	A
PR	1	98.7300	0.5700	0.99	A	A
PS	1	115.8000	0.5500	1.16	N	A
RA	1	103.0000	6.0000	1.03	A	A
RB	1	100.3000	8.0200	1.01	A	A
RI	1	99.8000	1.7900	1.00	A	A
RS	1	98.0300	4.8100	0.98		A
RU	1	103.0000	15.5000	1.03	A	A
SA	1	107.0000	11.4000	1.07	A	A
SB	1	105.1000	14.3000	1.05	A	A

Values for elemental Uranium are reported in micrograms/filter, g or mL pCi/g or mL =Bq x 0.027

Evaluation: A=Acceptable, W=Acceptable with Warning, N=Not Acceptable

If the evaluation system is not appropriate for the types of analyses performed in your lab, apply site specific evaluation.

QAP 58 Results by Nuclide

Matrix: AI Air Filter Bq / filter
Radionuclide: CS137

EML Value: 99.7000
EML Error: 2.3000

Labcode	Test Number	Reported Value	Reported Error	Reported EML	QAP 56 Evaluation	Evaluation
SD	1	111.0000	7.0000	1.11	A	A
SI	1	113.0000	3.0000	1.13	A	A
SI	2	103.0000	3.0000	1.03	A	A
SR	1	117.0000	12.1000	1.17	A	W
SV	1	90.0000	3.6000	0.90	W	A
SW	1	154.3600	21.2400	1.55	A	N
SX	1	98.8500	5.5100	0.99	W	A
TE	1	90.3000	1.3000	0.91	A	A
TI	1	113.7000	2.1000	1.14	A	A
TM	1	99.7000	13.8000	1.00	N	A
TN	1	66.3000	6.6000	0.67	A	N
TO	1	110.3000	14.1600	1.11	A	A
TP	1	97.9900	0.6000	0.98	A	A
TQ	1	97.3500	1.0000	0.98	A	A
TW	1	96.5000	0.9700	0.97	A	A
TX	1	106.7000	3.7000	1.07	A	A
UC	1	96.6000	0.5850	0.97	N	A
UY	1	111.0000	10.0000	1.11	A	A
WA	1	106.0000	2.0000	1.06	A	A
WC	1	102.0000	13.7000	1.02	A	A
WE	1	100.9000	15.1400	1.01	A	A
WI	2	97.1000	13.0000	0.97	A	A
WI	1	98.1000	13.1000	0.98	A	A
WN	1	95.6000	3.0000	0.96	W	A
WN	2	95.2000	3.1000	0.95	W	A
WN	3	95.2000	3.0000	0.95	W	A
WO	1	104.8000	17.4400	1.05	A	A
WO	2	104.7000	10.0200	1.05	A	A
WT	1	107.0000	4.9000	1.07	A	A
WV	1	107.6000	1.3110	1.08	A	A
WV	2	106.3400	1.2960	1.07	A	A
WW	1	101.3000	7.3000	1.02	A	A
WW	3	101.8000	7.3000	1.02	A	A
WW	2	101.1000	7.3000	1.01	A	A
YA	1	102.6600	2.9000	1.03	A	A

Values for elemental Uranium are reported in micrograms/filter, g or mL pCi/g or mL =Bq x 0.027

Evaluation: A=Acceptable, W=Acceptable with Warning, N=Not Acceptable

If the evaluation system is not appropriate for the types of analyses performed in your lab, apply site specific evaluation.

QAP 58 Results by Nuclide

Matrix: AI Air Filter Bq / filter
Radionuclide: CS137

EML Value: 99.7000
EML Error: 2.3000

Labcode	Test Number	Reported Value	Reported Error	<u>Reported EML</u>	QAP 56 Evaluation	Evaluation
YU	1	101.6000	2.9000	1.02	A	A

Total Number Reported: 140

Values for elemental Uranium are reported in micrograms/filter, g or mL pCi/g or mL =Bq x 0.027
Evaluation: A=Acceptable, W=Acceptable with Warning, N=Not Acceptable
If the evaluation system is not appropriate for the types of analyses performed in your lab, apply site specific evaluation.

QAP 58 Results by Nuclide

Matrix: AI Air Filter Bq / filter
Radionuclide: Gross Alpha

EML Value: 1.1700
EML Error: 0.1200

Labcode	Test Number	Reported Value	Reported Error	Reported EML	QAP 56 Evaluation	Evaluation
AC	1	1.3000	0.1000	1.11		A
AI	1	1.3500	0.0400	1.15	N	A
AM	1	1.5800	0.0200	1.35	A	W
AT	1	1.1050	0.0500	0.94	A	A
AU	1	1.5100	0.0800	1.29	A	W
BC	1	1.1300	0.0300	0.97	A	A
BC	2	1.1300	0.0300	0.97	A	A
BE	1	1.0500	0.1100	0.90	A	A
BN	1	1.0000	0.0300	0.86	A	A
BQ	1	1.2000	0.2000	1.03	A	A
BX	1	0.9450	0.0550	0.81	A	W
CA	1	0.9500	0.0200	0.81	W	W
CE	1	1.1600	0.0500	0.99	A	A
CG	1	1.0900	0.0700	0.93	A	A
CH	1	1.1430	0.0320	0.98	A	A
CP	1	1.1100	0.1100	0.95	A	A
CU	1	1.4300	0.0500	1.22	A	W
DH	1	1.2000	0.0400	1.03	A	A
EC	3	1.2800	0.1000	1.09	A	A
EC	2	1.2800	0.1000	1.09	A	A
EC	4	1.6200	0.2000	1.38	A	W
EC	5	1.0100	0.1000	0.86	A	A
EC	1	1.4200	0.1000	1.21	A	W
FC	1	1.1450	0.0600	0.98		A
FL	1	0.8100	0.0300	0.69		N
FN	1	0.9400	0.1400	0.80	A	W
GE	1	1.2660	0.0630	1.08	A	A
GT	1	1.0200	0.3000	0.87	A	A
HC	1	1.6200	0.0500	1.38	A	W
HV	2	1.8000	0.0970	1.54		N
HV	1	1.8300	0.0920	1.56		N
HV	3	1.8800	0.0900	1.61		N
IL	1	1.2500	0.0200	1.07	A	A
IO	1	1.3000	0.1000	1.11	A	A

Values for elemental Uranium are reported in micrograms/filter, g or mL pCi/g or mL =Bq x 0.027

Evaluation: A=Acceptable, W=Acceptable with Warning, N=Not Acceptable

If the evaluation system is not appropriate for the types of analyses performed in your lab, apply site specific evaluation.

QAP 58 Results by Nuclide

Matrix: AI Air Filter Bq / filter
Radionuclide: Gross Alpha

EML Value: 1.1700
EML Error: 0.1200

Labcode	Test Number	Reported Value	Reported Error	Reported EML	QAP 56 Evaluation	Evaluation
IS	1	0.9820	0.1050	0.84	A	W
IT	1	1.2300	0.1430	1.05	A	A
KA	1	1.1300	0.0900	0.97	A	A
KO	1	1.0400	0.0700	0.89		A
KR	1	1.1200	0.0300	0.96	A	A
LB	1	0.9700	0.0500	0.83	A	W
LI	1	1.2000	0.1000	1.03	A	A
LL	1	1.1500	0.0600	0.98		A
LN	1	1.0000	0.0500	0.86	A	A
LV	1	1.3500	0.0400	1.15	A	A
ME	1	1.6800	0.0500	1.44	A	N
ME	2	1.6300	0.0600	1.39	A	W
ME	3	1.5400	0.0600	1.32	A	W
ME	4	1.6700	0.0500	1.43	A	W
MI	1	1.0180	0.0410	0.87	A	A
MS	1	1.4000	0.1400	1.20	W	A
MY	2	0.5400	0.0900	0.46		N
MY	1	0.6700	0.1000	0.57		N
MZ	1	1.6360	0.0820	1.40	N	W
MZ	3	1.6150	0.0810	1.38	N	W
MZ	5	1.5980	0.0800	1.37	N	W
MZ	4	1.6350	0.0820	1.40	N	W
MZ	2	1.6200	0.0810	1.38	N	W
NQ	1	1.1040	0.1690	0.94	A	A
OB	1	1.1200	0.1950	0.96	A	A
OC	1	0.9800	0.1000	0.84	A	W
OD	1	1.0600	0.0450	0.91	A	A
OT	1	1.2500	0.0900	1.07	A	A
OU	1	1.1400	0.0770	0.97	A	A
PA	1	1.0900	0.1200	0.93	A	A
PA	4	1.0600	0.1400	0.91	A	A
PA	3	0.9900	0.1400	0.85	A	A
PA	2	1.0900	0.1400	0.93	A	A
PA	5	1.0700	0.1600	0.91	A	A
PC	1	0.9700	0.0500	0.83	A	W

Values for elemental Uranium are reported in micrograms/filter, g or mL pCi/g or mL =Bq x 0.027

Evaluation: A=Acceptable, W=Acceptable with Warning, N=Not Acceptable

If the evaluation system is not appropriate for the types of analyses performed in your lab, apply site specific evaluation.

QAP 58 Results by Nuclide

Matrix: AI Air Filter Bq / filter
Radionuclide: Gross Alpha

EML Value: 1.1700
EML Error: 0.1200

Labcode	Test Number	Reported Value	Reported Error	Reported EML	QAP 56 Evaluation	Evaluation
PS	1	1.1300	0.0500	0.97	A	A
RB	1	1.1200	0.0900	0.96	A	A
RI	1	0.9290	0.0481	0.79	W	W
RK	1	0.8200	0.0300	0.70	W	N
RM	1	0.9700	0.0600	0.83		W
RS	1	1.1900	0.0900	1.02		A
SA	1	1.3400	0.1100	1.14	W	A
SB	1	1.1620	0.0700	0.99	W	A
SD	1	0.9960	0.0610	0.85	A	A
SN	1	1.3400	0.0640	1.14	W	A
SR	1	1.1300	0.1200	0.97	W	A
SS	1	0.8360	0.0809	0.71		N
TE	1	0.9000	0.1000	0.77	W	W
TI	1	0.8500	0.1000	0.73	N	N
TM	1	1.2100	0.0960	1.03	W	A
TN	1	0.8100	0.0840	0.69	A	N
TO	1	1.0000	0.0620	0.86	A	A
TQ	1	1.2600	0.0200	1.08	A	A
TW	1	1.1500	0.0290	0.98		A
TX	1	1.2200	0.0800	1.04	N	A
UC	1	1.2880	0.0500	1.10		A
UY	1	1.2300	0.0480	1.05	A	A
WA	1	1.6000	0.2000	1.37	W	W
WC	1	1.2100	0.1200	1.03	W	A
WE	1	1.0460	0.2092	0.89	A	A
WI	1	1.1500	0.1230	0.98	A	A
WI	2	1.1700	0.1250	1.00	A	A
WO	2	0.7900	0.0600	0.68	W	N
WO	1	0.8000	0.0600	0.68	W	N
WT	1	1.0200	0.0400	0.87	A	A
WV	2	1.2800	0.0530	1.09	A	A
WV	1	1.2400	0.0523	1.06	A	A
WW	1	0.9740	0.0300	0.83	A	W
YA	1	1.0840	0.0190	0.93	A	A
YU	1	1.1250	0.0190	0.96	A	A

Values for elemental Uranium are reported in micrograms/filter, g or mL pCi/g or mL =Bq x 0.027

Evaluation: A=Acceptable, W=Acceptable with Warning, N=Not Acceptable

If the evaluation system is not appropriate for the types of analyses performed in your lab, apply site specific evaluation.

QAP 58 Results by Nuclide

Matrix: AI Air Filter Bq / filter
Radionuclide: Gross Alpha

EML Value: 1.1700
EML Error: 0.1200

Labcode	Test Number	Reported Value	Reported Error	<u>Reported EML</u>	QAP 56 Evaluation	Evaluation
---------	-------------	----------------	----------------	---------------------	-------------------	------------

Total Number Reported: 104

Values for elemental Uranium are reported in micrograms/filter, g or mL pCi/g or mL =Bq x 0.027
Evaluation: A=Acceptable, W=Acceptable with Warning, N=Not Acceptable
If the evaluation system is not appropriate for the types of analyses performed in your lab, apply site specific evaluation.

QAP 58 Results by Nuclide

Matrix: AI Air Filter Bq / filter
Radionuclide: Gross Beta

EML Value: 1.5000
EML Error: 0.1500

Labcode	Test Number	Reported Value	Reported Error	Reported EML	QAP 56 Evaluation	Evaluation
AC	1	1.5000	0.1000	1.00		A
AI	1	1.7000	0.0400	1.13	N	A
AM	1	1.8400	0.0300	1.23	A	W
AP	1	95.0500	1.0900	63.37	N	N
AT	1	1.5850	0.0510	1.06	A	A
AU	1	1.7700	0.1400	1.18	A	A
BC	2	1.4900	0.0300	0.99	N	A
BC	1	1.5000	0.0300	1.00	N	A
BE	1	1.5900	0.1900	1.06	A	A
BN	1	1.2600	0.0600	0.84	W	W
BQ	1	1.7000	0.2000	1.13	A	A
BX	1	1.5600	0.0600	1.04	A	A
CA	1	1.6800	0.1000	1.12	A	A
CD	1	1.7000	0.2000	1.13	A	A
CE	1	1.6100	0.0590	1.07	A	A
CG	1	1.7100	0.0400	1.14	W	A
CH	1	1.5320	0.0320	1.02	W	A
CP	1	1.6700	0.1700	1.11	A	A
DH	1	1.5600	0.0400	1.04	N	A
EC	2	1.7100	0.2000	1.14	N	A
EC	3	1.9900	0.2000	1.33	N	W
EC	4	1.8500	0.2000	1.23	N	W
EC	5	1.9900	0.2000	1.33	N	W
EC	1	2.1300	0.2000	1.42	N	N
FC	1	1.5200	0.1500	1.01		A
FL	1	1.6600	0.0400	1.11		A
FN	1	1.7300	0.2600	1.15	A	A
GE	1	1.4160	0.0540	0.94	A	A
GT	1	1.7000	0.4000	1.13	N	A
HC	1	1.7000	0.0500	1.13	A	A
HU	1	2.9700	0.3000	1.98	A	N
HV	1	3.0500	0.0760	2.03		N
HV	2	3.0400	0.0780	2.03		N
HV	3	3.0500	0.0770	2.03		N

Values for elemental Uranium are reported in micrograms/filter, g or mL pCi/g or mL =Bq x 0.027

Evaluation: A=Acceptable, W=Acceptable with Warning, N=Not Acceptable

If the evaluation system is not appropriate for the types of analyses performed in your lab, apply site specific evaluation.

QAP 58 Results by Nuclide

Matrix: AI Air Filter Bq / filter
Radionuclide: Gross Beta

EML Value: 1.5000
EML Error: 0.1500

Labcode	Test Number	Reported Value	Reported Error	Reported EML	QAP 56 Evaluation	Evaluation
IL	1	1.4800	0.0200	0.99	W	A
IO	1	1.6000	0.1000	1.07	A	A
IS	1	1.4600	0.1500	0.97	A	A
IT	1	1.7600	0.1460	1.17	A	A
KA	1	1.5200	0.0900	1.01	A	A
KO	1	1.7000	0.0800	1.13		A
KR	1	1.6500	0.0300	1.10	A	A
LB	1	1.6300	0.0800	1.09	A	A
LI	1	1.6000	0.1000	1.07	A	A
LL	1	1.6400	0.1800	1.09		A
LN	1	1.5500	0.0500	1.03	W	A
LV	1	1.6400	0.0400	1.09	A	A
ME	1	1.5900	0.0400	1.06	A	A
ME	2	1.5800	0.0400	1.05	A	A
ME	3	1.4300	0.0400	0.95	A	A
ME	4	1.5100	0.0400	1.01	A	A
MI	1	2.1600	0.0490	1.44	A	N
MS	1	1.5500	0.1500	1.03	N	A
MY	1	119.9900	3.9700	79.99		N
MY	2	117.0200	3.8600	78.01		N
MZ	4	0.7020	0.0350	0.47	N	N
MZ	5	0.6980	0.0350	0.47	N	N
MZ	3	0.6890	0.0340	0.46	N	N
MZ	1	0.7000	0.0350	0.47	N	N
MZ	2	0.7030	0.0350	0.47	N	N
NP	1	1.4800	0.0200	0.99	A	A
NQ	1	1.5190	0.2300	1.01	A	A
OB	1	1.4800	0.2020	0.99	W	A
OC	1	1.4000	0.1400	0.93	A	A
OD	1	1.7700	0.0430	1.18	A	A
OT	1	1.6000	0.0900	1.07	A	A
OU	1	1.3500	0.0730	0.90	W	A
PA	4	1.8100	0.2200	1.21	A	A
PA	2	1.5500	0.2200	1.03	A	A
PA	3	1.6900	0.2200	1.13	A	A

Values for elemental Uranium are reported in micrograms/filter, g or mL pCi/g or mL =Bq x 0.027

Evaluation: A=Acceptable, W=Acceptable with Warning, N=Not Acceptable

If the evaluation system is not appropriate for the types of analyses performed in your lab, apply site specific evaluation.

QAP 58 Results by Nuclide

Matrix: AI Air Filter Bq / filter
Radionuclide: Gross Beta

EML Value: 1.5000
EML Error: 0.1500

Labcode	Test Number	Reported Value	Reported Error	Reported EML	QAP 56 Evaluation	Evaluation
PA	5	1.8100	0.2000	1.21	A	A
PA	1	1.7700	0.1700	1.18	A	A
PC	1	1.5900	0.0500	1.06	A	A
PS	1	1.7700	0.0500	1.18	A	A
RB	1	1.4700	0.1200	0.98	A	A
RI	1	1.5500	0.0569	1.03	A	A
RK	1	1.5080	0.0500	1.00	A	A
RM	1	1.9900	0.1500	1.33		W
RS	1	1.6400	0.1100	1.09		A
SA	1	1.6200	0.0800	1.08	A	A
SB	1	1.5240	0.0690	1.02	A	A
SD	1	0.9670	0.0600	0.64	A	N
SN	1	1.4200	0.0560	0.95	A	A
SR	1	1.6800	0.1100	1.12	W	A
SS	1	1.5400	0.3360	1.03		A
TE	1	1.5000	0.1000	1.00	A	A
TI	1	1.6000	0.1000	1.07	A	A
TM	1	1.4000	0.1100	0.93	A	A
TN	1	1.4400	0.1500	0.96	A	A
TO	1	1.3600	0.0510	0.91	A	A
TQ	1	1.7300	0.0200	1.15	A	A
TW	1	1.7000	0.0410	1.13		A
TX	1	1.4100	0.0900	0.94	A	A
UC	1	1.3560	0.0530	0.90	W	A
UY	1	1.4600	0.0410	0.97	A	A
WA	1	1.6000	0.1000	1.07	A	A
WC	1	1.7000	0.1700	1.13	W	A
WE	1	1.7420	0.3484	1.16	A	A
WI	1	1.4600	0.1510	0.97	A	A
WI	2	1.4500	0.1490	0.97	A	A
WO	1	1.4600	0.0600	0.97	A	A
WO	2	1.4500	0.0600	0.97	A	A
WT	1	1.3900	0.0400	0.93	W	A
WV	2	1.6900	0.0508	1.13	A	A
WV	1	1.6300	0.0501	1.09	A	A

Values for elemental Uranium are reported in micrograms/filter, g or mL pCi/g or mL =Bq x 0.027

Evaluation: A=Acceptable, W=Acceptable with Warning, N=Not Acceptable

If the evaluation system is not appropriate for the types of analyses performed in your lab, apply site specific evaluation.

QAP 58 Results by Nuclide

Matrix: AI Air Filter Bq / filter
Radionuclide: Gross Beta

EML Value: 1.5000
EML Error: 0.1500

Labcode	Test Number	Reported Value	Reported Error	<u>Reported EML</u>	QAP 56 Evaluation	Evaluation
WW	1	1.4980	0.0320	1.00	A	A
YA	1	1.4050	0.0230	0.94	A	A
YU	1	1.6020	0.0140	1.07	A	A

Total Number Reported: 107

Values for elemental Uranium are reported in micrograms/filter, g or mL pCi/g or mL =Bq x 0.027
Evaluation: A=Acceptable, W=Acceptable with Warning, N=Not Acceptable
If the evaluation system is not appropriate for the types of analyses performed in your lab, apply site specific evaluation.

QAP 58 Results by Nuclide

Matrix: AI Air Filter Bq / filter
Radionuclide: MN54

EML Value: 43.8000
EML Error: 1.1300

Labcode	Test Number	Reported Value	Reported Error	Reported EML	QAP 56 Evaluation	Evaluation
AC	1	44.0000	2.0000	1.00	A	A
AG	1	42.5000	7.0300	0.97	A	A
AI	1	48.7300	7.8600	1.11	A	A
AM	1	42.7800	0.1400	0.98	A	A
AN	1	44.3000	1.5000	1.01	A	A
AT	1	43.9680	9.1680	1.00	A	A
AU	1	48.9000	2.2000	1.12	A	A
AV	1	44.0000	2.3000	1.00	A	A
AW	1	36.5000	3.6000	0.83		W
BA	1	44.1900	6.9000	1.01	A	A
BE	1	47.0000	8.0000	1.07	A	A
BN	1	49.8000	3.5000	1.14	A	A
BQ	1	36.0000	4.0000	0.82	A	W
BU	1	44.6000	2.2000	1.02	A	A
BX	1	44.0000	7.8000	1.00	N	A
CA	2	47.6000	1.6000	1.09	A	A
CA	1	47.1000	1.5000	1.08	A	A
CB	1	50.4000	1.6000	1.15	W	A
CD	1	50.0000	2.0000	1.14	A	A
CE	1	47.2000	2.7600	1.08	A	A
CG	1	46.4000	1.1000	1.06	A	A
CH	1	53.9780	0.3850	1.23	A	W
CN	1	48.0000	2.4000	1.10	A	A
CO	2	54.9000	0.4000	1.25		W
CO	3	55.0000	0.4000	1.26		W
CO	1	55.1000	0.4000	1.26		W
CS	1	43.0100	1.8500	0.98	A	A
CU	1	44.0000	0.5000	1.00	A	A
CW	1	43.0100	0.7000	0.98		A
DH	1	51.2800	2.7200	1.17	A	A
EC	1	54.9100	2.4400	1.25	W	W
EC	3	53.8700	2.3900	1.23	W	W
EC	2	55.2400	2.4500	1.26	W	W
EC	5	54.5400	2.4200	1.25	W	W

Values for elemental Uranium are reported in micrograms/filter, g or mL pCi/g or mL =Bq x 0.027

Evaluation: A=Acceptable, W=Acceptable with Warning, N=Not Acceptable

If the evaluation system is not appropriate for the types of analyses performed in your lab, apply site specific evaluation.

QAP 58 Results by Nuclide

Matrix: AI Air Filter Bq / filter
Radionuclide: MN54

EML Value: 43.8000
EML Error: 1.1300

Labcode	Test Number	Reported Value	Reported Error	Reported EML	QAP 56 Evaluation	Evaluation
EC	4	55.2400	2.4500	1.26	W	W
EG	1	53.0000	1.0000	1.21	A	W
EP	1	45.7500	2.4800	1.04	A	A
FC	1	42.4000	1.9000	0.97		A
FL	1	48.3800	0.1800	1.11	A	A
FM	1	50.0000	1.0000	1.14	A	A
FN	1	45.4000	3.4000	1.04	A	A
GA	1	44.0000	2.0000	1.00	A	A
GC	1	43.8600	2.1300	1.00	A	A
GC	3	43.9300	2.0200	1.00	A	A
GC	2	44.3400	2.1400	1.01	A	A
GD	1	44.3000	1.9000	1.01		A
GE	1	46.1300	4.9950	1.05	A	A
GT	1	52.0000	11.0000	1.19	A	A
HU	1	43.0200	3.0600	0.98	A	A
HV	2	43.2000	1.5000	0.99		A
HV	1	44.2000	2.5000	1.01		A
ID	1	44.5630	2.2320	1.02	A	A
IL	1	48.8000	0.6000	1.11	A	A
IN	1	53.6000	2.0000	1.22	A	W
IO	1	43.9000	8.9000	1.00	A	A
IS	1	44.0000	4.4000	1.00	A	A
IT	1	43.4000	3.3200	0.99	A	A
JL	3	48.1000	1.7500	1.10	A	A
JL	2	47.8000	1.9200	1.09	A	A
JL	1	47.9000	2.1000	1.09	A	A
KE	1	38.4900	1.3600	0.88		W
KO	1	45.7000	0.8000	1.04		A
KR	1	45.1000	1.9000	1.03	A	A
KS	1	50.2000	1.7000	1.15	A	A
KT	1	49.9700	2.1500	1.14		A
LL	1	61.1000	12.7000	1.39	W	N
LN	1	43.0000	4.0000	0.98	A	A
LV	1	43.6000	1.3000	1.00	A	A
ME	1	48.0000	0.9000	1.10	A	A

Values for elemental Uranium are reported in micrograms/filter, g or mL pCi/g or mL =Bq x 0.027

Evaluation: A=Acceptable, W=Acceptable with Warning, N=Not Acceptable

If the evaluation system is not appropriate for the types of analyses performed in your lab, apply site specific evaluation.

QAP 58 Results by Nuclide

Matrix: AI Air Filter Bq / filter
Radionuclide: MN54

EML Value: 43.8000
EML Error: 1.1300

Labcode	Test Number	Reported Value	Reported Error	Reported EML	QAP 56 Evaluation	Evaluation
ME	3	48.0000	0.9000	1.10	A	A
ME	2	48.0000	0.9000	1.10	A	A
MH	1	54.3000	1.8000	1.24		W
MI	1	43.7810	1.4860	1.00	A	A
MS	1	47.2000	4.7000	1.08	A	A
MZ	2	28.5000	0.3000	0.65	W	N
MZ	3	28.1000	0.2000	0.64	W	N
MZ	1	28.9000	0.2000	0.66	W	N
NA	1	45.5000	0.8000	1.04	W	A
NJ	3	40.7000	12.2000	0.93	W	A
NJ	4	40.0000	9.2000	0.91	W	A
NJ	2	40.3000	8.9000	0.92	W	A
NJ	1	40.0000	9.2000	0.91	W	A
NJ	5	40.7000	14.4000	0.93	W	A
NP	1	47.8000	0.3000	1.09	A	A
NQ	1	42.7000	4.8500	0.98	A	A
NR	1	43.6600	8.7300	1.00	A	A
NZ	1	45.4000	1.2000	1.04	A	A
OC	1	45.8000	3.7000	1.05	A	A
OD	1	47.2000	0.8800	1.08	A	A
OT	1	49.0000	1.0000	1.12	A	A
OU	1	81.4000	6.5000	1.86	N	N
PO	1	43.2000	1.3000	0.99	A	A
PR	1	36.4700	0.8530	0.83	W	W
RA	1	42.9000	2.6000	0.98	A	A
RB	1	65.3400	5.2200	1.49	A	N
RI	1	42.6000	1.3200	0.97	A	A
RS	1	42.4800	2.4500	0.97		A
RU	1	46.3000	6.9000	1.06	A	A
SA	1	48.0000	5.1000	1.10	A	A
SB	1	47.2000	6.3000	1.08	A	A
SD	1	49.4000	2.6000	1.13	A	A
SI	1	47.4000	1.0000	1.08	A	A
SI	2	42.9000	0.9000	0.98	A	A
SR	1	50.0000	4.6000	1.14	A	A

Values for elemental Uranium are reported in micrograms/filter, g or mL pCi/g or mL =Bq x 0.027

Evaluation: A=Acceptable, W=Acceptable with Warning, N=Not Acceptable

If the evaluation system is not appropriate for the types of analyses performed in your lab, apply site specific evaluation.

QAP 58 Results by Nuclide

Matrix: AI Air Filter Bq / filter
Radionuclide: MN54

EML Value: 43.8000
EML Error: 1.1300

Labcode	Test Number	Reported Value	Reported Error	Reported EML	QAP 56 Evaluation	Evaluation
SV	1	40.4000	1.2000	0.92	A	A
SW	1	66.7500	9.3610	1.52	A	N
SX	1	43.2100	2.4400	0.99	W	A
TE	1	41.8000	0.6000	0.95	A	A
TI	1	49.4000	1.5000	1.13	A	A
TM	1	44.5000	6.4000	1.02	W	A
TN	1	29.0000	2.9000	0.66	A	N
TO	1	46.9900	6.4400	1.07	A	A
TP	1	42.9300	0.3300	0.98	A	A
TQ	1	41.3800	0.5900	0.94	A	A
TW	1	42.3000	0.3900	0.97	A	A
TX	1	47.2500	1.9200	1.08	A	A
UC	1	42.6000	0.4620	0.97	N	A
UY	1	50.8000	5.9000	1.16	A	A
WA	1	49.2000	1.1000	1.12	A	A
WC	1	44.1000	6.1000	1.01	A	A
WE	1	44.1000	6.6200	1.01	A	A
WI	1	43.6000	6.1400	1.00	A	A
WI	2	43.7000	5.8600	1.00	A	A
WN	3	45.6000	1.3000	1.04	A	A
WN	1	45.9000	1.2000	1.05	A	A
WN	2	44.8000	1.3000	1.02	A	A
WO	1	46.8200	8.3800	1.07	A	A
WO	2	46.4200	4.9400	1.06	A	A
WT	1	44.5000	2.6000	1.02	A	A
WV	1	45.6600	1.0100	1.04	W	A
WV	2	45.5500	1.0410	1.04	W	A
WW	1	46.6000	3.9000	1.06	A	A
WW	2	46.2000	3.9000	1.05	A	A
WW	3	46.3000	3.9000	1.06	A	A
YA	1	43.1800	1.3000	0.99	A	A
YU	1	44.7000	1.2000	1.02	A	A

Total Number Reported: 136

Values for elemental Uranium are reported in micrograms/filter, g or mL pCi/g or mL =Bq x 0.027

Evaluation: A=Acceptable, W=Acceptable with Warning, N=Not Acceptable

If the evaluation system is not appropriate for the types of analyses performed in your lab, apply site specific evaluation.

QAP 58 Results by Nuclide

Matrix: AI Air Filter Bq / filter
Radionuclide: PU238

EML Value: 0.5200
EML Error: 0.0100

Labcode	Test Number	Reported Value	Reported Error	Reported EML	QAP 56 Evaluation	Evaluation
AC	1	0.5200	0.0400	1.00		A
AF	1	0.4020	0.0520	0.77	A	W
AG	1	0.5110	0.0790	0.98	W	A
AI	1	0.4450	0.0450	0.86	W	W
AM	1	0.6300	0.0400	1.21	A	W
AN	1	0.5300	0.0400	1.02	W	A
AT	1	0.5240	0.0680	1.01	A	A
AU	1	0.5300	0.0400	1.02	A	A
BE	1	0.5200	0.0350	1.00	A	A
BM	1	0.4900	0.0971	0.94	A	A
BU	1	0.5320	0.0300	1.02		A
BX	1	0.5260	0.0470	1.01	A	A
CH	1	0.5526	0.0422	1.06	W	A
CW	1	0.5103	0.0094	0.98		A
EG	1	0.5360	0.0270	1.03	W	A
EP	1	0.5160	0.0787	0.99	A	A
FC	1	0.4590	0.0370	0.88		A
GA	1	0.5476	0.0496	1.05	A	A
GE	1	0.4960	0.0610	0.95	W	A
GT	1	0.5100	0.1000	0.98	W	A
ID	1	0.5230	0.0290	1.01	W	A
IS	1	1.0210	0.1220	1.96	W	N
IT	1	0.5360	0.0410	1.03	N	A
KO	1	0.4890	0.0170	0.94		A
LL	1	0.5070	0.0784	0.98		A
ML	1	0.5820	0.0320	1.12	A	A
NA	1	0.5090	0.0220	0.98	A	A
NM	1	0.5000	0.0200	0.96	W	A
NQ	1	0.5010	0.0290	0.96	W	A
OT	1	0.4900	0.0200	0.94	A	A
PS	1	0.4900	0.0500	0.94	W	A
RA	1	0.5300	0.0800	1.02	A	A
RI	1	0.5220	0.0250	1.00	W	A
SD	1	0.5590	0.0170	1.08	A	A

Values for elemental Uranium are reported in micrograms/filter, g or mL pCi/g or mL =Bq x 0.027

Evaluation: A=Acceptable, W=Acceptable with Warning, N=Not Acceptable

If the evaluation system is not appropriate for the types of analyses performed in your lab, apply site specific evaluation.

QAP 58 Results by Nuclide

Matrix: AI Air Filter Bq / filter
Radionuclide: PU238

EML Value: 0.5200
EML Error: 0.0100

Labcode	Test Number	Reported Value	Reported Error	Reported EML	QAP 56 Evaluation	Evaluation
SN	1	0.5500	0.0690	1.06	A	A
SR	1	0.5150	0.0740	0.99	W	A
TE	1	0.5200	0.1000	1.00	N	A
TI	1	0.5900	0.1000	1.13	A	W
TM	1	0.5120	0.0430	0.99	W	A
TN	1	0.5200	0.0550	1.00	W	A
TO	1	0.4750	0.0940	0.91	A	A
TX	1	0.4910	0.0050	0.94	A	A
UC	1	0.4950	0.0140	0.95	N	A
UY	1	0.4680	0.0440	0.90	W	A
WA	1	0.5100	0.0300	0.98	W	A
WC	1	0.4750	0.0940	0.91	W	A
WE	1	0.4680	0.0900	0.90	N	A
WI	2	0.4924	0.0632	0.95	A	A
WI	1	0.4726	0.0598	0.91	A	A
YA	1	0.5149	0.0064	0.99		A

Total Number Reported: 50

Values for elemental Uranium are reported in micrograms/filter, g or mL pCi/g or mL =Bq x 0.027
Evaluation: A=Acceptable, W=Acceptable with Warning, N=Not Acceptable
 If the evaluation system is not appropriate for the types of analyses performed in your lab, apply site specific evaluation.

QAP 58 Results by Nuclide

Matrix: AI Air Filter Bq / filter
Radionuclide: PU239

EML Value: 0.3300
EML Error: 0.0100

Labcode	Test Number	Reported Value	Reported Error	Reported EML	QAP 56 Evaluation	Evaluation
AC	1	0.2700	0.0200	0.82		W
AF	1	0.2768	0.0370	0.84	A	W
AG	1	0.3520	0.0570	1.07	A	A
AI	1	0.2840	0.0300	0.86	A	W
AM	1	0.3700	0.0300	1.12	W	W
AN	1	0.3400	0.0200	1.03	A	A
AT	1	0.3340	0.0440	1.01	A	A
AU	1	0.3300	0.0300	1.00	A	A
BE	1	0.3380	0.0230	1.02	A	A
BM	1	0.2950	0.0596	0.89	A	A
BU	1	0.3280	0.0200	0.99	N	A
BX	1	0.3330	0.0310	1.01	A	A
CH	1	0.3420	0.0286	1.04	A	A
CW	1	0.3170	0.0063	0.96		A
EG	1	0.3450	0.0180	1.04	A	A
EP	1	0.3320	0.0514	1.01	A	A
FC	1	0.2850	0.0230	0.86		W
GA	1	0.3992	0.0371	1.21	A	W
GE	1	0.3240	0.0430	0.98	A	A
GT	1	0.3300	0.0500	1.00	A	A
ID	1	0.3400	0.0310	1.03	A	A
IS	1	0.6710	0.0830	2.03	A	N
IT	1	0.3280	0.0260	0.99	N	A
KO	1	0.3110	0.0110	0.94		A
LL	1	0.3190	0.0498	0.97		A
ML	1	0.3720	0.0200	1.13	A	W
NA	1	0.3230	0.0150	0.98	A	A
NM	1	0.3300	0.0100	1.00	A	A
NQ	1	0.3280	0.0190	0.99	A	A
OT	1	0.3300	0.0200	1.00	A	A
PS	1	0.3200	0.0300	0.97	A	A
RA	1	0.3300	0.0500	1.00	A	A
RI	1	0.3380	0.0186	1.02	A	A
SD	1	0.2950	0.0120	0.89	N	A

Values for elemental Uranium are reported in micrograms/filter, g or mL pCi/g or mL =Bq x 0.027

Evaluation: A=Acceptable, W=Acceptable with Warning, N=Not Acceptable

If the evaluation system is not appropriate for the types of analyses performed in your lab, apply site specific evaluation.

QAP 58 Results by Nuclide

Matrix: AI Air Filter Bq / filter
Radionuclide: PU239

EML Value: 0.3300
EML Error: 0.0100

Labcode	Test Number	Reported Value	Reported Error	Reported EML	QAP 56 Evaluation	Evaluation
SN	1	0.3480	0.0450	1.05	A	A
SR	1	0.3310	0.0480	1.00	A	A
TE	1	0.3500	0.1000	1.06	N	A
TI	1	0.3500	0.1000	1.06	W	A
TM	1	0.3200	0.0300	0.97	A	A
TN	1	0.3340	0.0340	1.01	A	A
TO	1	0.3410	0.0730	1.03	A	A
TX	1	0.3180	0.0060	0.96	A	A
UC	1	0.3080	0.0110	0.93	N	A
UY	1	0.3050	0.0290	0.92	A	A
WA	1	0.3100	0.0300	0.94	A	A
WC	1	0.3030	0.0610	0.92	A	A
WE	1	0.3030	0.0550	0.92	N	A
WI	2	0.3215	0.0419	0.97	A	A
WI	1	0.3074	0.0395	0.93	A	A
YA	1	0.3284	0.0045	1.00		A

Total Number Reported: 50

Values for elemental Uranium are reported in micrograms/filter, g or mL pCi/g or mL =Bq x 0.027
Evaluation: A=Acceptable, W=Acceptable with Warning, N=Not Acceptable
 If the evaluation system is not appropriate for the types of analyses performed in your lab, apply site specific evaluation.

QAP 58 Results by Nuclide

Matrix: AI Air Filter Bq / filter
Radionuclide: SR90

EML Value: 2.8000
EML Error: 0.1400

Labcode	Test Number	Reported Value	Reported Error	Reported EML	QAP 56 Evaluation	Evaluation
AC	1	0.0120	0.0100	0.00		N
AG	1	2.5400	0.5980	0.91	A	A
AI	1	2.7300	0.1000	0.98	W	A
AM	1	3.6800	0.1700	1.31	W	W
AN	1	2.8000	0.1000	1.00	A	A
AT	1	2.2020	0.1270	0.79	A	A
BE	1	2.6800	0.1600	0.96	A	A
BM	1	2.8200	0.1100	1.01	A	A
BX	1	2.8800	0.2200	1.03	A	A
CE	1	2.2800	0.0560	0.81	A	A
CH	1	2.5720	0.1860	0.92	A	A
FC	1	2.9500	0.2000	1.05		A
GA	1	3.1200	0.3400	1.11	A	A
GE	1	2.6240	0.0630	0.94	A	A
GT	1	2.6000	0.1000	0.93		A
ID	1	2.4070	0.1670	0.86	A	A
IO	1	2.5000	0.1000	0.89	A	A
IS	1	2.6300	0.5400	0.94	W	A
IT	1	0.9340	0.1000	0.33	A	N
KE	1	2.8700	0.0300	1.02		A
KO	1	2.4900	0.0400	0.89		A
KT	1	2.4930	0.1140	0.89		A
NA	1	2.5500	0.1200	0.91	A	A
NM	1	2.6700	0.0900	0.95	W	A
OT	1	2.5000	0.1000	0.89	A	A
PS	1	2.7000	0.0800	0.96	A	A
RA	1	2.5000	0.5000	0.89	A	A
RI	1	2.8500	0.0740	1.02	A	A
SD	1	2.1900	0.0800	0.78	A	A
SR	1	3.1900	0.3200	1.14	A	A
TE	1	2.5000	0.1000	0.89	A	A
TI	1	2.4000	0.1000	0.86	A	A
TN	1	2.8000	0.2800	1.00	A	A
TO	1	2.4780	0.1440	0.88		A

Values for elemental Uranium are reported in micrograms/filter, g or mL pCi/g or mL =Bq x 0.027

Evaluation: A=Acceptable, W=Acceptable with Warning, N=Not Acceptable

If the evaluation system is not appropriate for the types of analyses performed in your lab, apply site specific evaluation.

QAP 58 Results by Nuclide

Matrix: AI Air Filter Bq / filter
Radionuclide: SR90

EML Value: 2.8000
EML Error: 0.1400

Labcode	Test Number	Reported Value	Reported Error	<u>Reported EML</u>	QAP 56 Evaluation	Evaluation
UY	1	2.6600	0.0770	0.95	A	A
WA	1	3.1000	0.2000	1.11	A	A
WC	1	2.3300	0.3100	0.83	A	A
WI	1	2.3480	0.1229	0.84	A	A
WI	2	2.2840	0.1322	0.82	A	A
YA	1	2.3280	0.1100	0.83	A	A

Total Number Reported: 40

Values for elemental Uranium are reported in micrograms/filter, g or mL pCi/g or mL =Bq x 0.027
Evaluation: A=Acceptable, W=Acceptable with Warning, N=Not Acceptable
If the evaluation system is not appropriate for the types of analyses performed in your lab, apply site specific evaluation.

QAP 58 Results by Nuclide

Matrix: AI Air Filter Bq / filter
Radionuclide: U234

EML Value: 0.2400
EML Error: 0.0030

Labcode	Test Number	Reported Value	Reported Error	Reported EML	QAP 56 Evaluation	Evaluation
AC	1	0.3400	0.0100	1.42		W
AF	1	0.2330	0.0255	0.97	A	A
AI	1	0.2260	0.0100	0.94	W	A
AM	1	0.3370	0.0410	1.40	N	W
AN	1	0.2400	0.0200	1.00	A	A
AT	1	0.2220	0.0320	0.93	A	A
AU	1	0.2400	0.0300	1.00	A	A
BE	1	0.2170	0.0180	0.90	A	A
BM	1	0.2580	0.0381	1.08	A	A
BU	1	0.2240	0.0130	0.93	N	A
BX	1	0.2850	0.0300	1.19	N	A
CH	1	0.2100	0.0190	0.88	A	W
CW	1	0.2300	0.0052	0.96		A
EG	1	0.2210	0.0140	0.92	A	A
FC	1	0.2140	0.0200	0.89		W
FE	1	0.2443	0.0226	1.02	A	A
GA	1	0.2089	0.0174	0.87	A	W
GE	1	0.2400	0.0310	1.00	A	A
IS	1	0.5070	0.1570	2.11	W	N
IT	1	0.2080	0.0190	0.87	A	W
KO	1	0.2420	0.0060	1.01		A
KT	1	0.1950	0.0126	0.81		W
ML	1	0.2130	0.0110	0.89	A	W
NA	1	0.2440	0.0130	1.02	A	A
NQ	1	0.2146	0.0116	0.89	A	W
PS	1	0.2400	0.0200	1.00	A	A
SD	1	0.2300	0.0180	0.96	A	A
SN	1	0.2300	0.0260	0.96	A	A
SR	1	0.2530	0.0360	1.05	A	A
TN	1	0.2310	0.0240	0.96	A	A
TO	1	0.2540	0.0490	1.06	A	A
TX	1	0.2040	0.0040	0.85	A	W
UY	1	0.2240	0.0240	0.93		A
WA	1	0.2200	0.0200	0.92	W	A

Values for elemental Uranium are reported in micrograms/filter, g or mL pCi/g or mL =Bq x 0.027

Evaluation: A=Acceptable, W=Acceptable with Warning, N=Not Acceptable

If the evaluation system is not appropriate for the types of analyses performed in your lab, apply site specific evaluation.

QAP 58 Results by Nuclide

Matrix: AI Air Filter Bq / filter
Radionuclide: U234

EML Value: 0.2400
EML Error: 0.0030

Labcode	Test Number	Reported Value	Reported Error	<u>Reported EML</u>	QAP 56 Evaluation	Evaluation
WC	1	0.2280	0.0460	0.95	A	A
WE	1	0.2150	0.0400	0.90	A	W
YA	1	0.2232	0.0059	0.93		A

Total Number Reported: 37

Values for elemental Uranium are reported in micrograms/filter, g or mL pCi/g or mL =Bq x 0.027
Evaluation: A=Acceptable, W=Acceptable with Warning, N=Not Acceptable
If the evaluation system is not appropriate for the types of analyses performed in your lab, apply site specific evaluation.

QAP 58 Results by Nuclide

Matrix: AI Air Filter Bq / filter
Radionuclide: U238

EML Value: 0.2400
EML Error: 0.0100

Labcode	Test Number	Reported Value	Reported Error	Reported EML	QAP 56 Evaluation	Evaluation
AC	1	0.2500	0.0100	1.04		A
AF	1	0.2330	0.0255	0.97	A	A
AI	1	0.2230	0.0100	0.93	A	A
AM	1	0.3190	0.0330	1.33	N	W
AN	1	0.2400	0.0300	1.00	W	A
AT	1	0.2240	0.0330	0.93	A	A
AU	1	0.2400	0.0300	1.00	A	A
BE	1	0.2180	0.0180	0.91	A	A
BM	1	0.2520	0.0373	1.05	A	A
BU	1	0.2220	0.0130	0.93	N	A
BX	1	0.2740	0.0280	1.14	N	A
CH	1	0.2150	0.0190	0.90	W	W
CW	1	0.2353	0.0053	0.98		A
EG	1	0.2240	0.0140	0.93	A	A
FC	1	0.2090	0.0190	0.87		W
FE	1	0.2341	0.0125	0.98	A	A
GA	1	0.2257	0.0192	0.94	A	A
GE	1	0.2350	0.0300	0.98	W	A
GT	1	0.2200	0.0500	0.92	A	A
IS	1	0.4250	0.1420	1.77	W	N
IT	1	0.2270	0.0210	0.95	A	A
KO	1	0.2390	0.0060	1.00		A
KT	1	0.2015	0.0129	0.84		W
ML	1	0.2050	0.0100	0.85	A	W
NA	1	0.2260	0.0120	0.94	A	A
NQ	1	0.2140	0.0116	0.89	A	W
PS	1	0.2400	0.0200	1.00	A	A
SD	1	0.2240	0.0180	0.93	W	A
SN	1	0.2400	0.0260	1.00	A	A
SR	1	0.2540	0.0360	1.06	A	A
TN	1	0.2290	0.0250	0.95	A	A
TO	1	0.2300	0.0450	0.96	W	A
TX	1	0.2030	0.0040	0.85	W	W
UY	1	0.2240	0.0240	0.93		A

Values for elemental Uranium are reported in micrograms/filter, g or mL pCi/g or mL =Bq x 0.027

Evaluation: A=Acceptable, W=Acceptable with Warning, N=Not Acceptable

If the evaluation system is not appropriate for the types of analyses performed in your lab, apply site specific evaluation.

QAP 58 Results by Nuclide

Matrix: AI Air Filter Bq / filter
Radionuclide: U238

EML Value: 0.2400
EML Error: 0.0100

Labcode	Test Number	Reported Value	Reported Error	<u>Reported EML</u>	QAP 56 Evaluation	Evaluation
WA	1	0.2400	0.0200	1.00	A	A
WC	1	0.2190	0.0450	0.91	A	A
WE	1	0.2240	0.0400	0.93	A	A
YA	1	0.2199	0.0058	0.92		A

Total Number Reported: 38

Values for elemental Uranium are reported in micrograms/filter, g or mL pCi/g or mL =Bq x 0.027
Evaluation: A=Acceptable, W=Acceptable with Warning, N=Not Acceptable
If the evaluation system is not appropriate for the types of analyses performed in your lab, apply site specific evaluation.

QAP 58 Results by Nuclide

Matrix: AI Air Filter Bq / filter
Radionuclide: ug U

EML Value: 19.7000
EML Error: 0.7600

Labcode	Test Number	Reported Value	Reported Error	<u>Reported EML</u>	QAP 56 Evaluation	Evaluation
AI	1	18.2000	0.5000	0.92		A
BE	1	18.2000		0.92		A
BQ	1	27.0000	4.0000	1.37		W
CH	1	19.1970	1.9197	0.97		A
GA	1	18.2000	1.5440	0.92		A
GE	1	14.6740	0.7600	0.75		W
ID	1	19.1470	1.0290	0.97		A
IS	1	14.9000	0.5000	0.76		W
IT	1	19.1000	1.0500	0.97		A
KO	1	19.3000	0.5000	0.98		A
KT	1	0.0163	0.0010	0.00		N
NL	1	17.2000	0.4000	0.87		W
RA	1	19.4000	1.0000	0.99		A
SD	1	18.2000	1.6000	0.92		A
TM	1	3.8600	0.3000	0.20		N
TN	1	19.3000	1.9000	0.98		A
YP	1	160.3000	1.0600	8.14		N

Total Number Reported: 17

Values for elemental Uranium are reported in micrograms/filter, g or mL pCi/g or mL =Bq x 0.027
Evaluation: A=Acceptable, W=Acceptable with Warning, N=Not Acceptable
 If the evaluation system is not appropriate for the types of analyses performed in your lab, apply site specific evaluation.

QAP 58 Results by Nuclide

Matrix: SO Soil Bq / kg
Radionuclide: AC228

EML Value: 57.6000
EML Error: 2.5000

Labcode	Test Number	Reported Value	Reported Error	Reported EML	QAP 56 Evaluation	Evaluation
AC	1	64.0000	3.0000	1.11	W	A
AG	1	59.0000	11.0000	1.02	A	A
AI	1	54.8000	12.6000	0.95	A	A
AM	1	59.6400	2.3900	1.03	A	A
AT	1	55.9180	14.9230	0.97	A	A
AU	1	61.5000	7.6000	1.07	A	A
AV	1	63.5000	3.6000	1.10	W	A
BE	1	50.0000	6.0000	0.87		W
BN	1	52.9000	3.1000	0.92	A	A
BQ	1	56.0000	17.0000	0.97	N	A
BU	1	57.0000	6.0000	0.99	A	A
BX	1	50.7000	6.6000	0.88	A	A
CD	1	60.0000	5.0000	1.04	A	A
CH	1	47.4000	3.7000	0.82	A	W
CM	1	59.1000	1.4000	1.03	A	A
CM	2	59.1000	1.4000	1.03	A	A
CN	1	57.9000	3.4000	1.00	A	A
CP	1	52.5000	4.2000	0.91	A	A
CR	1	76.0000	3.0000	1.32		W
CS	1	47.2500	7.3900	0.82	A	W
CU	1	61.0000	5.0000	1.06	A	A
CW	1	57.9000	2.2000	1.00	A	A
EC	2	60.5300	2.1700	1.05	A	A
EC	3	62.2700	2.1900	1.08	A	A
EC	1	62.0100	2.2400	1.08	A	A
EC	4	59.4200	2.1800	1.03	A	A
EC	5	62.0900	2.1900	1.08	A	A
EG	1	68.0000	7.0000	1.18	W	A
FE	1	60.4950	3.8430	1.05	W	A
FL	1	57.0000	1.0000	0.99	A	A
FN	1	51.5000	3.2000	0.89	A	A
FS	1	51.7000	3.1000	0.90	A	A
FU	1	56.8000	3.6800	0.99	A	A
GA	1	57.0000	12.9000	0.99	A	A

Values for elemental Uranium are reported in micrograms/filter, g or mL pCi/g or mL =Bq x 0.027

Evaluation: A=Acceptable, W=Acceptable with Warning, N=Not Acceptable

If the evaluation system is not appropriate for the types of analyses performed in your lab, apply site specific evaluation.

QAP 58 Results by Nuclide

Matrix: SO Soil Bq / kg
Radionuclide: AC228

EML Value: 57.6000
EML Error: 2.5000

Labcode	Test Number	Reported Value	Reported Error	Reported EML	QAP 56 Evaluation	Evaluation
GE	1	54.7600	9.1110	0.95	A	A
GL	2	52.8000	16.3000	0.92		A
GL	3	54.1000	16.2000	0.94		A
GL	4	58.2000	17.0000	1.01		A
GL	1	53.8000	16.3000	0.93		A
HU	1	50.8000	2.6000	0.88	A	A
HV	1	59.8000	3.0000	1.04		A
HV	2	60.5000	3.2000	1.05		A
IO	1	62.5000	11.0000	1.09	W	A
IS	1	59.0000	17.1000	1.02	A	A
IT	1	63.9000	4.9000	1.11	W	A
KO	1	55.9000	2.3000	0.97		A
KR	1	50.0000	3.0000	0.87	A	W
KS	1	59.8000	7.1000	1.04	W	A
KT	1	43.1000	10.6000	0.75		N
LA	2	50.1000	6.8000	0.87	W	A
LA	1	54.9000	6.8000	0.95	W	A
LA	3	55.9000	7.2000	0.97	W	A
LB	1	57.0000	5.0000	0.99		A
LV	1	65.3000	2.0000	1.13	A	A
ME	3	55.0000	1.7000	0.95	W	A
ME	1	58.9000	1.8000	1.02	W	A
ME	2	59.2000	1.4000	1.03	W	A
MH	1	54.4000	3.2000	0.94		A
MS	1	64.8000	6.5000	1.13	A	A
MY	2	62.9700	10.6100	1.09	A	A
MY	1	57.2700	9.6500	0.99	A	A
NJ	3	59.9000	3.0000	1.04	N	A
NJ	2	53.6000	3.3000	0.93	N	A
NJ	4	56.6000	3.3000	0.98	N	A
NJ	5	54.4000	3.0000	0.94	N	A
NJ	1	53.6000	3.3000	0.93	N	A
NQ	1	58.1000	6.3000	1.01	A	A
NZ	1	52.5000	2.5000	0.91	A	A
OB	1	65.9000	16.4000	1.14	A	A

Values for elemental Uranium are reported in micrograms/filter, g or mL pCi/g or mL =Bq x 0.027

Evaluation: A=Acceptable, W=Acceptable with Warning, N=Not Acceptable

If the evaluation system is not appropriate for the types of analyses performed in your lab, apply site specific evaluation.

QAP 58 Results by Nuclide

Matrix: SO Soil Bq / kg
Radionuclide: AC228

EML Value: 57.6000
EML Error: 2.5000

Labcode	Test Number	Reported Value	Reported Error	Reported EML	QAP 56 Evaluation	Evaluation
OC	1	57.6000	5.8000	1.00	N	A
OH	1	55.0000	6.0000	0.95	A	A
OT	1	57.0000	6.0000	0.99	N	A
OU	1	41.8000	13.4000	0.73	A	N
PO	1	59.0000	5.0000	1.02	A	A
RA	1	55.0000	5.0000	0.95	A	A
RB	1	56.2000	4.5000	0.98	A	A
RI	1	53.7000	5.0100	0.93	A	A
RM	1	52.0000	8.0000	0.90	A	A
RS	1	51.3700	4.4100	0.89		A
SD	1	73.8000	7.7000	1.28	A	W
SI	1	58.5000	1.2000	1.02	A	A
SK	1	59.7000	3.0000	1.04		A
SK	2	62.5000	2.2000	1.09		A
SN	1	59.8000	13.5000	1.04	A	A
SR	1	43.0000	6.8000	0.75	W	N
SS	1	62.9000	4.5500	1.09		A
SV	1	56.7000	2.6000	0.98	A	A
SW	1	69.0100	6.5120	1.20	W	W
SY	1	58.3000	3.1000	1.01	A	A
TE	1	55.6000	2.5000	0.96	A	A
TI	1	70.2000	5.5000	1.22		W
TM	1	52.1000	12.9000	0.90	A	A
TN	1	55.0000	8.8000	0.95	A	A
TO	1	75.3300	13.9700	1.31	A	W
TP	1	59.0000	3.8000	1.02	A	A
TQ	1	54.3000	1.0000	0.94	A	A
TW	1	57.8000	2.0600	1.00	A	A
TX	1	57.0000	1.9000	0.99	A	A
UC	1	39.4000	2.0200	0.68		N
WE	1	53.7200	13.4300	0.93		A
WI	1	49.2000	7.9200	0.85	A	W
WI	2	52.0000	8.2500	0.90	A	A
WI	3	52.9000	8.4300	0.92	A	A
WL	1	58.8170	1.8017	1.02		A

Values for elemental Uranium are reported in micrograms/filter, g or mL pCi/g or mL =Bq x 0.027

Evaluation: A=Acceptable, W=Acceptable with Warning, N=Not Acceptable

If the evaluation system is not appropriate for the types of analyses performed in your lab, apply site specific evaluation.

QAP 58 Results by Nuclide

Matrix: SO Soil Bq / kg
Radionuclide: AC228

EML Value: 57.6000
EML Error: 2.5000

Labcode	Test Number	Reported Value	Reported Error	<u>Reported EML</u>	QAP 56 Evaluation	Evaluation
WN	1	55.6000	3.2000	0.96	A	A
WN	2	54.1000	1.4000	0.94	A	A
WN	3	54.4000	3.0000	0.94	A	A
WO	2	55.8300	12.0500	0.97	A	A
WO	1	60.4300	14.9400	1.05	A	A
WT	1	65.3000	12.0000	1.13	A	A
YA	1	54.9000	1.8000	0.95	A	A
YU	1	54.2100	0.8600	0.94	A	A
ZC	1	54.2700	2.9500	0.94	W	A

Total Number Reported: 113

Values for elemental Uranium are reported in micrograms/filter, g or mL pCi/g or mL =Bq x 0.027
Evaluation: A=Acceptable, W=Acceptable with Warning, N=Not Acceptable
 If the evaluation system is not appropriate for the types of analyses performed in your lab, apply site specific evaluation.

QAP 58 Results by Nuclide

Matrix: SO Soil Bq / kg
Radionuclide: AM241

EML Value: 15.6000
EML Error: 1.0000

Labcode	Test Number	Reported Value	Reported Error	Reported EML	QAP 56 Evaluation	Evaluation
AC	1	14.0000	1.0000	0.90		A
AG	1	12.9000	2.2000	0.83	A	W
AI	1	16.4000	3.2000	1.05	A	A
AM	1	13.5500	0.9300	0.87	A	W
AN	1	15.0000	1.0000	0.96	A	A
AT	1	15.4900	2.2270	0.99	A	A
AU	1	13.0000	1.8000	0.83	A	W
AV	1	15.8000	2.4000	1.01	A	A
BE	1	14.0500	0.6300	0.90	A	A
BM	1	12.7200	3.7600	0.81		W
BO	1	14.0970	1.6200	0.90	A	A
BU	1	13.0400	0.7000	0.84	W	W
BX	1	13.6000	2.0000	0.87	N	W
CH	1	14.6300	1.8500	0.94	A	A
CN	1	14.0000	0.5000	0.90		A
CR	1	18.0000	1.0000	1.15	A	A
CW	1	13.9800	0.4800	0.90		A
DH	1	15.0000	1.2000	0.96	A	A
EC	4	17.8500	1.6400	1.14	A	A
EC	2	19.5200	1.7500	1.25	A	A
EC	5	20.4700	1.7800	1.31	A	A
EC	3	18.4800	1.6800	1.18	A	A
EC	1	19.0300	1.7300	1.22	A	A
EI	1	15.3700	1.7400	0.99		A
FL	1	13.1000	0.8000	0.84	A	W
FS	1	12.1000	2.4000	0.78	A	W
FU	1	18.2700	3.7600	1.17	A	A
GA	1	19.2800	2.1380	1.24	A	A
GE	1	11.0510	1.5490	0.71	A	W
GT	1	13.4000	5.0000	0.86	A	W
ID	1	16.5370	1.0590	1.06	A	A
IN	1	12.6000	2.8000	0.81	A	W
IO	1	16.8000	8.0000	1.08		A
IS	1	13.5000	3.1000	0.87	A	W

Values for elemental Uranium are reported in micrograms/filter, g or mL pCi/g or mL =Bq x 0.027

Evaluation: A=Acceptable, W=Acceptable with Warning, N=Not Acceptable

If the evaluation system is not appropriate for the types of analyses performed in your lab, apply site specific evaluation.

QAP 58 Results by Nuclide

Matrix: SO Soil Bq / kg
Radionuclide: AM241

EML Value: 15.6000
EML Error: 1.0000

Labcode	Test Number	Reported Value	Reported Error	Reported EML	QAP 56 Evaluation	Evaluation
IS	2	16.5000	6.1000	1.06	A	A
IT	1	23.2000	1.9800	1.49	A	W
KE	1	12.9700	1.7700	0.83		W
KR	1	13.2000	1.2000	0.85	A	W
KS	1	17.3000	1.0000	1.11	A	A
KT	1	9.3500	4.1200	0.60		N
LA	3	13.5200	2.3250	0.87	A	W
LA	1	13.0200	2.1500	0.83	A	W
LA	2	11.5300	2.0930	0.74	A	W
LV	1	12.6000	0.8000	0.81	W	W
LW	1	13.2000	2.9000	0.85	W	W
ME	2	12.3000	2.0000	0.79	A	W
ME	3	12.2000	2.0000	0.78	A	W
ME	1	12.9000	2.2000	0.83	A	W
MH	1	9.0700	1.1000	0.58		N
MS	1	13.7000	1.4000	0.88		W
NA	1	14.8000	1.9000	0.95		A
NJ	4	15.8000	1.8000	1.01	W	A
NJ	5	13.7000	1.6000	0.88	W	W
NJ	2	15.0000	2.0000	0.96	W	A
NJ	1	14.6000	6.3000	0.94	W	A
NM	3	16.0000	1.1000	1.03	A	A
NM	2	13.1000	0.9000	0.84	A	W
NM	1	14.6000	1.0000	0.94	A	A
NQ	1	16.6300	1.5700	1.07	A	A
NZ	1	13.8000	1.4000	0.88	A	A
OB	1	14.7000	6.1900	0.94	A	A
PO	1	19.0000	2.0000	1.22	W	A
PS	1	10.5800	7.3300	0.68	W	W
RB	1	12.0000	1.0000	0.77	W	W
RS	1	12.9500	1.1200	0.83		W
RU	1	16.3000	2.4000	1.04	A	A
SD	1	17.7000	8.7000	1.13	A	A
SI	1	14.2000	0.5000	0.91	A	A
SK	1	16.2000	0.8000	1.04		A

Values for elemental Uranium are reported in micrograms/filter, g or mL pCi/g or mL =Bq x 0.027

Evaluation: A=Acceptable, W=Acceptable with Warning, N=Not Acceptable

If the evaluation system is not appropriate for the types of analyses performed in your lab, apply site specific evaluation.

QAP 58 Results by Nuclide

Matrix: SO Soil Bq / kg
Radionuclide: AM241

EML Value: 15.6000
EML Error: 1.0000

Labcode	Test Number	Reported Value	Reported Error	Reported EML	QAP 56 Evaluation	Evaluation
SK	2	8.4000	1.0000	0.54		N
SN	1	15.6000	6.5000	1.00	A	A
SR	1	14.7900	1.3600	0.95	A	A
SS	1	13.3000	6.3600	0.85		W
SV	1	16.3000	1.2000	1.04	A	A
SW	1	15.9200	3.7190	1.02	W	A
SY	1	13.6000	2.5000	0.87	A	W
TE	1	12.4200	0.9000	0.80	A	W
TI	1	15.5000	4.3000	0.99	A	A
TM	1	13.4000	2.6600	0.86	A	W
TN	1	15.9400	2.2000	1.02	A	A
TO	1	13.7200	3.2200	0.88	A	W
TX	1	11.9100	0.9600	0.76		W
UC	1	18.1000	4.5100	1.16		A
UY	1	17.0000	3.2000	1.09	A	A
WA	1	14.1000	1.4000	0.90	W	A
WC	1	15.1000	3.0000	0.97	A	A
WE	1	12.5100	2.5000	0.80		W
WI	3	10.7400	1.5080	0.69	A	W
WI	2	12.5400	1.7830	0.80	A	W
WI	1	12.8100	1.7930	0.82	A	W
WL	1	16.8720	1.0763	1.08		A
WN	3	14.8000	6.7000	0.95	W	A
WN	2	17.8000	6.2000	1.14	W	A
WN	1	17.3000	7.0000	1.11	W	A
YA	1	12.3500	0.3000	0.79	A	W
YU	1	10.8600	0.8500	0.70	A	W
ZC	1	13.6500	1.0800	0.88	W	W

Total Number Reported: 97

Values for elemental Uranium are reported in micrograms/filter, g or mL pCi/g or mL =Bq x 0.027

Evaluation: A=Acceptable, W=Acceptable with Warning, N=Not Acceptable

If the evaluation system is not appropriate for the types of analyses performed in your lab, apply site specific evaluation.

QAP 58 Results by Nuclide

Matrix: SO Soil Bq / kg
Radionuclide: BI212

EML Value: 60.6000
EML Error: 4.0000

Labcode	Test Number	Reported Value	Reported Error	Reported EML	QAP 56 Evaluation	Evaluation
AC	1	68.0000	4.0000	1.12		A
AG	1	70.0000	20.0000	1.15	A	A
AI	1	56.4000	18.0000	0.93	A	A
AM	1	58.3900	5.8000	0.96	A	A
AU	1	60.0000	13.0000	0.99	A	A
AV	1	63.1000	4.0000	1.04	A	A
BE	1	51.0000	21.0000	0.84	W	A
BN	1	39.1000	1.7000	0.64	A	A
BQ	1	65.0000	40.0000	1.07	A	A
BU	1	60.0000	6.0000	0.99	A	A
BX	1	33.7000	6.9000	0.56	W	W
CD	1	70.0000	10.0000	1.15	W	A
CH	1	47.6000	8.9000	0.79	A	A
CM	2	37.1000	2.2000	0.61	A	A
CM	1	41.9000	2.2000	0.69	A	A
CP	1	55.3000	5.3000	0.91	A	A
CS	1	29.5200	4.8100	0.49	A	N
CU	1	62.0000	4.0000	1.02	A	A
CW	1	61.4000	4.2000	1.01		A
EC	4	62.2000	8.3100	1.03	A	A
EC	2	64.3100	8.2800	1.06	A	A
EC	1	54.6100	8.1700	0.90	A	A
EC	5	53.6500	8.5400	0.88	A	A
EC	3	58.5700	8.6500	0.97	A	A
EG	1	99.0000	9.0000	1.63	A	N
FL	1	62.6000	4.4000	1.03	A	A
FN	1	54.4000	8.8000	0.90	A	A
GA	1	48.8000	27.6000	0.81	A	A
GE	1	37.9810	8.9820	0.63	A	A
GL	4	45.7000	20.6000	0.75		A
GL	3	46.0000	20.5000	0.76		A
GL	2	31.6000	17.1000	0.52		W
GL	1	35.2000	16.3000	0.58		W
HU	1	27.0000	2.8000	0.45	A	N

Values for elemental Uranium are reported in micrograms/filter, g or mL pCi/g or mL =Bq x 0.027

Evaluation: A=Acceptable, W=Acceptable with Warning, N=Not Acceptable

If the evaluation system is not appropriate for the types of analyses performed in your lab, apply site specific evaluation.

QAP 58 Results by Nuclide

Matrix: SO Soil Bq / kg
Radionuclide: BI212

EML Value: 60.6000
EML Error: 4.0000

Labcode	Test Number	Reported Value	Reported Error	Reported EML	QAP 56 Evaluation	Evaluation
HV	1	60.2000	8.2000	0.99		A
HV	2	61.2000	9.0000	1.01		A
ID	1	61.2300	3.2650	1.01	A	A
IO	1	71.6000	40.4000	1.18		W
IS	1	53.2000	25.8000	0.88	W	A
IT	1	88.0000	9.3300	1.45		N
KO	1	59.4000	4.5000	0.98		A
KR	1	59.1000	10.0000	0.98		A
KT	1	67.4000	11.0000	1.11		A
LA	1	46.3000	8.4000	0.76	A	A
LA	3	45.0000	8.5000	0.74	A	A
LA	2	56.4000	9.8000	0.93	A	A
LB	1	61.0000	4.0000	1.01		A
LV	1	47.0000	2.6000	0.78	A	A
ME	3	74.4000	11.6000	1.23	A	W
ME	2	73.2000	14.5000	1.21	A	W
ME	1	71.4000	4.8000	1.18	A	W
MH	1	29.4000	2.5000	0.49		N
MS	1	60.1000	6.0000	0.99		A
MY	2	54.2900	22.9100	0.90	W	A
MY	1	53.1600	21.7500	0.88	W	A
NA	1	50.9000	2.1000	0.84	A	A
NJ	2	64.4000	10.7000	1.06	A	A
NJ	4	64.8000	10.7000	1.07	A	A
NJ	5	69.6000	9.6000	1.15	A	A
NJ	1	64.8000	12.6000	1.07	A	A
NJ	3	69.6000	9.6000	1.15	A	A
NQ	1	62.2000	10.4000	1.03	W	A
NZ	1	55.5000	3.6000	0.92	A	A
OB	1	95.6000	50.4000	1.58	A	N
OH	1	53.0000	11.0000	0.88	A	A
OT	1	64.0000	21.0000	1.06	N	A
RA	1	62.0000	5.0000	1.02	A	A
RB	1	53.5000	4.3000	0.88	A	A
RM	1	51.0000	4.0000	0.84	A	A

Values for elemental Uranium are reported in micrograms/filter, g or mL pCi/g or mL =Bq x 0.027

Evaluation: A=Acceptable, W=Acceptable with Warning, N=Not Acceptable

If the evaluation system is not appropriate for the types of analyses performed in your lab, apply site specific evaluation.

QAP 58 Results by Nuclide

Matrix: SO Soil Bq / kg
Radionuclide: BI212

EML Value: 60.6000
EML Error: 4.0000

Labcode	Test Number	Reported Value	Reported Error	Reported EML	QAP 56 Evaluation	Evaluation
RS	1	44.7100	5.1500	0.74		A
SD	1	62.1000	6.2000	1.02	A	A
SI	1	56.1000	1.3000	0.93	A	A
SK	1	60.4000	3.0000	1.00		A
SK	2	62.9000	2.9000	1.04		A
SN	1	50.2000	20.2000	0.83	W	A
SR	1	34.5000	6.7000	0.57	W	W
SS	1	47.2000	3.9400	0.78		A
SV	1	55.9000	3.1000	0.92	W	A
SW	1	82.1800	20.7600	1.36	N	N
SY	1	45.7000	4.6000	0.75	A	A
TE	1	57.7000	3.2000	0.95	A	A
TI	1	72.5000	13.6000	1.20	W	W
TM	1	36.5000	19.0000	0.60	N	A
TN	1	65.0000	15.0000	1.07	A	A
TO	1	79.5500	31.5600	1.31	A	W
TP	1	60.6900	6.7200	1.00	A	A
TQ	1	63.1000	5.0000	1.04	A	A
TW	1	64.5000	4.6800	1.06	A	A
TX	1	32.6000	3.8000	0.54	W	W
UC	1	41.3000	6.3500	0.68		A
WA	1	42.0000	11.0000	0.69	N	A
WE	1	65.7900	16.4800	1.09	A	A
WI	3	60.1000	12.7000	0.99	A	A
WI	2	63.7000	17.7000	1.05	A	A
WI	1	58.3000	12.6000	0.96	A	A
WL	1	64.8500	7.1825	1.07		A
WN	3	40.7000	6.1000	0.67	W	A
WN	1	44.1000	8.8000	0.73	W	A
WN	2	33.5000	5.2000	0.55	W	W
WO	2	53.1700	16.0000	0.88		A
WO	1	59.2000	21.3000	0.98		A
WT	1	45.1000	18.0000	0.74	A	A
YU	1	55.5000	2.0000	0.92		A
ZC	1	54.8200	5.1700	0.90	W	A

Values for elemental Uranium are reported in micrograms/filter, g or mL pCi/g or mL =Bq x 0.027

Evaluation: A=Acceptable, W=Acceptable with Warning, N=Not Acceptable

If the evaluation system is not appropriate for the types of analyses performed in your lab, apply site specific evaluation.

QAP 58 Results by Nuclide

Matrix: SO Soil Bq / kg
Radionuclide: BI212

EML Value: 60.6000
EML Error: 4.0000

Labcode	Test Number	Reported Value	Reported Error	<u>Reported EML</u>	QAP 56 Evaluation	Evaluation
---------	-------------	----------------	----------------	---------------------	-------------------	------------

Total Number Reported: 104

Values for elemental Uranium are reported in micrograms/filter, g or mL pCi/g or mL =Bq x 0.027
Evaluation: A=Acceptable, W=Acceptable with Warning, N=Not Acceptable
If the evaluation system is not appropriate for the types of analyses performed in your lab, apply site specific evaluation.

QAP 58 Results by Nuclide

Matrix: SO Soil Bq/kg
Radionuclide: BI214

EML Value: 67.0000
EML Error: 2.3000

Labcode	Test Number	Reported Value	Reported Error	Reported EML	QAP 56 Evaluation	Evaluation
AC	1	75.0000	2.0000	1.12	N	A
AG	1	56.0000	10.0000	0.84	A	W
AI	1	56.2000	9.6000	0.84	A	W
AM	1	74.2900	2.1300	1.11	A	A
AT	1	64.6800	5.2600	0.96	A	A
AU	1	72.0000	12.0000	1.08	A	A
AV	1	66.5000	2.8000	0.99	A	A
BE	1	72.0000	6.0000	1.08	A	A
BN	1	60.1000	1.7000	0.90	A	A
BQ	1	51.0000	11.0000	0.76	N	N
BU	1	59.0000	6.0000	0.88	A	A
BX	1	55.9000	6.8000	0.83	A	W
CD	1	65.0000	5.0000	0.97	A	A
CH	1	49.9000	2.8000	0.75	A	N
CM	1	66.0000	1.4000	0.99	A	A
CM	2	66.8000	1.4000	1.00	A	A
CN	1	67.5000	3.4000	1.01	A	A
CP	1	64.5000	5.2000	0.96	A	A
CR	1	64.0000	3.0000	0.95		A
CS	1	49.5900	7.7200	0.74	A	N
CU	1	60.0000	3.0000	0.90	A	A
CW	1	69.0000	2.4000	1.03		A
EC	4	71.4800	3.0600	1.07	W	A
EC	3	68.0800	2.9800	1.02	W	A
EC	2	67.9300	2.9900	1.01	W	A
EC	1	65.9300	2.9500	0.98	W	A
EC	5	68.8900	3.1400	1.03	W	A
EG	1	77.0000	5.0000	1.15	A	A
FE	1	58.0900	7.2090	0.87	A	W
FL	1	59.0000	1.0000	0.88	A	A
FN	1	72.4000	4.2000	1.08	A	A
FS	1	68.5000	6.3000	1.02	A	A
FU	1	70.6300	2.9100	1.05	A	A
GA	1	70.9000	12.1000	1.06	N	A

Values for elemental Uranium are reported in micrograms/filter, g or mL pCi/g or mL =Bq x 0.027

Evaluation: A=Acceptable, W=Acceptable with Warning, N=Not Acceptable

If the evaluation system is not appropriate for the types of analyses performed in your lab, apply site specific evaluation.

QAP 58 Results by Nuclide

Matrix: SO Soil Bq / kg
Radionuclide: BI214

EML Value: 67.0000
EML Error: 2.3000

Labcode	Test Number	Reported Value	Reported Error	Reported EML	QAP 56 Evaluation	Evaluation
GE	1	50.7830	6.8170	0.76	A	N
GL	1	61.3000	15.0000	0.92		A
GL	4	64.0000	15.6000	0.95		A
GL	3	66.2000	16.1000	0.99		A
GL	2	61.0000	14.9000	0.91		A
HU	1	50.2000	2.7000	0.75	A	N
HV	2	65.8000	3.1000	0.98		A
HV	1	65.9000	2.5000	0.98		A
ID	1	56.3470	2.9570	0.84	W	W
IO	1	64.0000	11.8000	0.95	A	A
IS	1	57.0000	9.5000	0.85	A	W
IT	1	73.6000	5.0600	1.10	A	A
KE	1	52.9100	1.0400	0.79		W
KO	1	70.4000	1.8000	1.05		A
KR	1	66.4000	3.8000	0.99	A	A
KT	1	52.7000	9.7000	0.79		W
LA	2	61.5000	7.4000	0.92	W	A
LA	1	56.9000	6.8000	0.85	W	W
LA	3	57.9000	6.9000	0.86	W	W
LB	1	63.0000	6.0000	0.94	A	A
LV	1	77.3000	1.8000	1.15	A	A
ME	1	68.1000	2.2000	1.02	W	A
ME	2	71.8000	2.1000	1.07	W	A
ME	3	62.2000	1.8000	0.93	W	A
MH	1	54.4000	1.5000	0.81		W
MS	1	61.0000	6.1000	0.91	A	A
MY	1	50.8600	9.7100	0.76	A	N
MY	2	49.8000	7.9400	0.74	A	N
NA	1	56.2000	63.4000	0.84	A	W
NJ	3	64.8000	7.0000	0.97	N	A
NJ	4	71.4000	4.1000	1.07	N	A
NJ	5	71.0000	4.1000	1.06	N	A
NJ	2	70.3000	3.7000	1.05	N	A
NJ	1	65.5000	4.1000	0.98	N	A
NQ	1	54.1000	6.3000	0.81	A	W

Values for elemental Uranium are reported in micrograms/filter, g or mL pCi/g or mL =Bq x 0.027

Evaluation: A=Acceptable, W=Acceptable with Warning, N=Not Acceptable

If the evaluation system is not appropriate for the types of analyses performed in your lab, apply site specific evaluation.

QAP 58 Results by Nuclide

Matrix: SO Soil Bq / kg
Radionuclide: BI214

EML Value: 67.0000
EML Error: 2.3000

Labcode	Test Number	Reported Value	Reported Error	Reported EML	QAP 56 Evaluation	Evaluation
NZ	1	74.7000	3.2000	1.12	A	A
OB	1	69.9000	21.2000	1.04	A	A
OC	1	66.8000	6.7000	1.00	A	A
OH	1	51.9000	3.0000	0.77	A	N
OT	1	72.0000	10.0000	1.08	N	A
OU	1	59.2000	10.9000	0.88		A
PO	1	62.0000	5.0000	0.93	A	A
RA	1	59.4000	4.2000	0.89	W	A
RB	1	62.3000	5.0000	0.93	A	A
RI	1	64.7000	4.4900	0.97	A	A
RM	1	62.0000	10.0000	0.93	A	A
RS	1	49.0000	3.4700	0.73		N
RU	1	70.4000	10.6000	1.05	A	A
SD	1	64.7000	5.6000	0.97	A	A
SI	2	78.8000	1.6000	1.18	A	A
SI	1	59.8000	1.2000	0.89	A	A
SK	1	69.2000	3.5000	1.03		A
SK	2	72.5000	2.4000	1.08		A
SN	1	60.6000	10.0000	0.90	A	A
SR	1	58.9000	4.0000	0.88	A	A
SS	1	61.8000	3.3900	0.92		A
SV	1	56.0000	2.6000	0.84	A	W
SW	1	81.2200	5.5870	1.21	A	A
SY	1	47.3000	2.6000	0.71	A	N
TE	1	60.4000	3.2000	0.90	N	A
TI	1	76.2000	4.6000	1.14	N	A
TM	1	68.1000	12.5000	1.02	A	A
TN	1	55.0000	6.5000	0.82	N	W
TO	1	76.6400	11.5900	1.14	A	A
TP	1	59.5600	0.8400	0.89	A	A
TQ	1	65.1000	1.2000	0.97	A	A
TW	1	62.9000	1.6200	0.94		A
TX	1	60.7000	1.9000	0.91	A	A
UC	1	77.0000	2.7400	1.15		A
UG	2	59.2000	2.0000	0.88	A	A

Values for elemental Uranium are reported in micrograms/filter, g or mL pCi/g or mL =Bq x 0.027

Evaluation: A=Acceptable, W=Acceptable with Warning, N=Not Acceptable

If the evaluation system is not appropriate for the types of analyses performed in your lab, apply site specific evaluation.

QAP 58 Results by Nuclide

Matrix: SO Soil Bq / kg
Radionuclide: BI214

EML Value: 67.0000
EML Error: 2.3000

Labcode	Test Number	Reported Value	Reported Error	<u>Reported EML</u>	QAP 56 Evaluation	Evaluation
UG	1	59.6000	2.4000	0.89	A	A
WA	1	57.0000	7.0000	0.85	A	W
WE	1	70.0400	17.5100	1.04	A	A
WI	3	57.2000	8.3100	0.85	W	W
WI	2	56.8000	8.2600	0.85	W	W
WI	1	55.9000	8.2700	0.83	W	W
WL	1	70.0530	2.0565	1.05		A
WN	3	68.9000	2.8000	1.03	A	A
WN	1	67.0000	2.3000	1.00	A	A
WN	2	65.9000	1.8000	0.98	A	A
WO	1	82.7200	15.8800	1.24	A	W
WO	2	81.2000	10.9800	1.21	A	A
WT	1	66.6000	10.0000	0.99	W	A
YU	1	59.0000	1.5000	0.88	A	A
ZC	1	57.1300	1.1400	0.85	A	W

Total Number Reported: 119

Values for elemental Uranium are reported in micrograms/filter, g or mL pCi/g or mL =Bq x 0.027
Evaluation: A=Acceptable, W=Acceptable with Warning, N=Not Acceptable
 If the evaluation system is not appropriate for the types of analyses performed in your lab, apply site specific evaluation.

QAP 58 Results by Nuclide

Matrix: SO Soil Bq / kg
Radionuclide: Bq U

EML Value: 249.0000
EML Error: 0.3000

Labcode	Test Number	Reported Value	Reported Error	Reported EML	QAP 56 Evaluation	Evaluation
AF	1	256.0400	12.2100	1.03	N	A
AG	1	253.0000	35.0000	1.02		A
AI	1	229.0000	5.4000	0.92	A	A
AT	1	244.8470	21.2460	0.98	A	A
BU	1	247.1000	15.0000	0.99	W	A
HT	1	343.0000	25.0000	1.38	W	N
IO	1	254.3000	6.3000	1.02		A
KO	1	248.1700	5.8200	1.00		A
KT	1	229.9650	11.4160	0.92		A
MX	2	320.6500	5.4700	1.29	N	W
MX	1	178.8300	4.6300	0.72	N	W
OT	1	223.0000	21.0000	0.90	A	A
SD	1	246.0000	11.0000	0.99	A	A
TE	1	245.0000	1.5000	0.98	N	A
UY	1	244.0000	30.0000	0.98	A	A
WA	1	252.0000	7.0000	1.01	A	A
WI	1	222.4000	23.0900	0.89	A	A
WI	3	241.0000	26.0400	0.97	A	A
WI	2	237.2000	24.9600	0.95	A	A
WT	1	243.0000	44.0000	0.98	A	A

Total Number Reported: 20

Values for elemental Uranium are reported in micrograms/filter, g or mL pCi/g or mL =Bq x 0.027
Evaluation: A=Acceptable, W=Acceptable with Warning, N=Not Acceptable
 If the evaluation system is not appropriate for the types of analyses performed in your lab, apply site specific evaluation.

QAP 58 Results by Nuclide

Matrix: SO Soil Bq/kg
Radionuclide: CS137

EML Value:1450.0000

EML Error: 73.0000

Labcode	Test Number	Reported Value	Reported Error	Reported EML	QAP 56 Evaluation	Evaluation
AC	1	1800.0000	100.0000	1.24	N	W
AF	1	1284.2700	74.7400	0.89	A	W
AG	1	1470.0000	240.0000	1.01	A	A
AI	1	1324.0000	215.0000	0.91	A	A
AM	1	1472.2000	4.2700	1.01	A	A
AN	1	1453.0000	42.0000	1.00	A	A
AT	1	1454.2500	169.5000	1.00	A	A
AU	1	1483.0000	62.0000	1.02	A	A
AV	1	1510.0000	34.0000	1.04	W	A
BA	1	1591.3101	240.7900	1.10	A	A
BE	1	1386.0000	188.0000	0.96	A	A
BM	1	1522.0000	190.0000	1.05	A	A
BN	1	1414.6000	59.3000	0.98	A	A
BQ	1	1480.0000	130.0000	1.02	A	A
BU	1	1460.0000	70.0000	1.01	A	A
BX	1	1440.0000	164.0000	0.99	A	A
CA	1	1110.0000	110.0000	0.77		N
CD	1	1615.0000	50.0000	1.11	A	A
CE	1	1350.0000	78.6000	0.93	A	A
CF	1	1467.4399	4.7000	1.01	A	A
CF	3	1466.4399	3.9600	1.01	A	A
CF	2	1453.7500	3.0500	1.00	A	A
CG	1	1417.0000	64.0000	0.98	A	A
CH	1	1227.0000	5.7000	0.85	A	W
CM	1	1514.0000	31.0000	1.04	A	A
CM	2	1520.0000	31.0000	1.05	A	A
CN	1	1500.0000	43.0000	1.03	A	A
CO	3	1438.0000	39.0000	0.99	A	A
CO	1	1428.0000	39.0000	0.99	A	A
CO	2	1437.0000	39.0000	0.99	A	A
CP	1	1460.0000	70.0000	1.01	A	A
CR	1	1940.0000	27.0000	1.34	A	N
CS	1	13344.0000	209.7000	9.20	A	N
CU	1	1486.0000	45.0000	1.02	A	A

Values for elemental Uranium are reported in micrograms/filter, g or mL pCi/g or mL =Bq x 0.027

Evaluation: A=Acceptable, W=Acceptable with Warning, N=Not Acceptable

If the evaluation system is not appropriate for the types of analyses performed in your lab, apply site specific evaluation.

QAP 58 Results by Nuclide

Matrix: SO Soil Bq/kg
Radionuclide: CS137

EML Value:1450.0000

EML Error: 73.0000

Labcode	Test Number	Reported Value	Reported Error	Reported EML	QAP 56 Evaluation	Evaluation
CW	1	1495.0000	33.0000	1.03	A	A
DH	1	1610.0000	71.0000	1.11	A	A
EC	2	1650.9399	56.6800	1.14	A	A
EC	3	1654.3101	56.8000	1.14	A	A
EC	5	1652.4200	56.7200	1.14	A	A
EC	1	1640.5800	56.3200	1.13	A	A
EC	4	1639.4700	56.2800	1.13	A	A
EG	1	1672.0000	11.0000	1.15	A	A
FE	1	1500.3500	30.9320	1.03	A	A
FG	1	1350.0000	200.0000	0.93	A	A
FL	1	1491.0000	3.0000	1.03	A	A
FN	1	1416.0000	122.0000	0.98	A	A
FS	1	1468.7000	59.3000	1.01	A	A
FU	1	1577.8000	49.4400	1.09	A	A
GA	1	1512.0000	187.0000	1.04	A	A
GC	3	1295.0000	54.7000	0.89	W	W
GC	2	1310.0000	54.5000	0.90	W	A
GC	1	1307.0000	165.0000	0.90	W	A
GD	1	2360.0000	63.0000	1.63		N
GE	1	1461.5000	161.3200	1.01	A	A
GL	4	1475.6000	318.8000	1.02		A
GL	3	1473.3000	318.3000	1.02		A
GL	1	1491.1000	322.1000	1.03		A
GL	2	1454.8000	314.3000	1.00		A
GT	1	1402.0000	130.0000	0.97	W	A
HU	1	1385.0000	78.0000	0.95	A	A
HV	2	1525.0000	22.0000	1.05		A
HV	1	1490.0000	20.0000	1.03		A
ID	1	1495.6670	74.8920	1.03	A	A
IN	1	1472.0000	51.0000	1.01	A	A
IO	1	1541.0000	283.0000	1.06	A	A
IS	1	1410.0000	180.0000	0.97	A	A
IT	1	1733.0000	104.0000	1.20	W	W
IV	1	1471.4000	97.5830	1.01		A
KA	1	1495.6700	199.6000	1.03	A	A

Values for elemental Uranium are reported in micrograms/filter, g or mL pCi/g or mL =Bq x 0.027

Evaluation: A=Acceptable, W=Acceptable with Warning, N=Not Acceptable

If the evaluation system is not appropriate for the types of analyses performed in your lab, apply site specific evaluation.

QAP 58 Results by Nuclide

Matrix: SO Soil Bq / kg
Radionuclide: CS137

EML Value:1450.0000
EML Error: 73.0000

Labcode	Test Number	Reported Value	Reported Error	Reported EML	QAP 56 Evaluation	Evaluation
KE	1	1429.6400	3.0500	0.99		A
KO	1	1402.0000	14.6000	0.97		A
KR	1	1415.9000	56.4000	0.98	A	A
KS	1	1444.0000	13.2000	1.00	A	A
KT	1	1340.0000	44.7000	0.92		A
LA	3	1405.0000	155.0000	0.97	W	A
LA	2	1406.0000	155.0000	0.97	W	A
LA	1	1404.0000	155.0000	0.97	W	A
LB	1	1337.0000	134.0000	0.92	A	A
LL	1	1290.0000	175.0000	0.89	A	W
LV	1	1680.0000	56.0000	1.16	A	A
LW	1	1300.0000	6.2000	0.90	A	W
ME	1	1498.0000	35.0000	1.03	A	A
ME	2	1506.0000	36.0000	1.04	A	A
ME	3	1513.0000	36.0000	1.04	A	A
MH	1	1430.6000	64.1000	0.99		A
MS	1	1490.0000	149.0000	1.03	A	A
MY	2	1524.8400	64.9800	1.05	A	A
MY	1	1401.1899	59.7100	0.97	A	A
MZ	2	1054.5000	10.3000	0.73	W	N
MZ	1	1028.7000	10.2000	0.71	W	N
MZ	3	1027.2000	10.2000	0.71	W	N
MZ	5	1041.7000	10.2000	0.72	W	N
MZ	4	1018.7000	10.1000	0.70	W	N
NA	1	1504.0000	24.0000	1.04	A	A
NJ	2	1580.0000	170.0000	1.09	A	A
NJ	5	1590.0000	170.0000	1.10	A	A
NJ	3	1590.0000	160.0000	1.10	A	A
NJ	1	1610.0000	170.0000	1.11	A	A
NJ	4	1590.0000	160.0000	1.10	A	A
NM	2	1890.0000	90.0000	1.30	A	N
NM	1	1840.0000	90.0000	1.27	A	N
NM	3	1860.0000	90.0000	1.28	A	N
NQ	1	1438.0000	165.9000	0.99	A	A
NR	1	1536.0000	307.0000	1.06	A	A

Values for elemental Uranium are reported in micrograms/filter, g or mL pCi/g or mL =Bq x 0.027
Evaluation: A=Acceptable, W=Acceptable with Warning, N=Not Acceptable
 If the evaluation system is not appropriate for the types of analyses performed in your lab, apply site specific evaluation.

QAP 58 Results by Nuclide

Matrix: SO Soil Bq / kg
Radionuclide: CS137

EML Value:1450.0000

EML Error: 73.0000

Labcode	Test Number	Reported Value	Reported Error	Reported EML	QAP 56 Evaluation	Evaluation
NZ	1	1354.0000	71.0000	0.93	A	A
OB	1	1440.0000	354.0000	0.99	W	A
OC	1	1437.0000	144.0000	0.99	A	A
OH	1	1289.0000	7.0000	0.89	A	W
OT	1	1513.0000	100.0000	1.04	N	A
OU	1	1550.0000	107.0000	1.07	N	A
PO	1	1500.0000	80.0000	1.03	A	A
PS	1	1483.5400	8.6900	1.02	N	A
RA	1	1460.0000	80.0000	1.01	A	A
RB	1	1441.4000	115.3000	0.99	A	A
RI	1	1470.0000	8.5500	1.01	A	A
RM	1	1240.0000	50.0000	0.86	A	W
RS	1	1376.9000	32.3600	0.95		A
RU	1	1458.2000	218.7000	1.01	A	A
SA	1	1559.0000	459.0000	1.08	N	A
SD	1	1610.0000	100.0000	1.11	A	A
SI	1	1444.0000	29.0000	1.00	A	A
SK	1	1525.0000	61.0000	1.05		A
SK	2	1700.0000	52.0000	1.17		W
SL	1	1786.0000	6.0000	1.23	A	W
SN	1	1542.0000	182.0000	1.06	A	A
SR	1	1400.0000	142.0000	0.97	A	A
SS	1	1530.0000	76.1000	1.05		A
SV	1	1500.0000	64.0000	1.03	A	A
SW	1	1700.2000	97.3100	1.17	A	W
SX	1	1378.8101	72.3900	0.95	A	A
SY	1	1461.0000	77.0000	1.01	A	A
TE	1	1416.8000	70.0000	0.98	A	A
TI	1	1883.0000	8.8000	1.30	A	N
TM	1	1360.0000	178.0000	0.94	A	A
TN	1	1350.0000	135.0000	0.93	W	A
TO	1	1874.6400	218.5400	1.29	A	N
TP	1	1434.5100	11.1200	0.99	A	A
TQ	1	1478.0000	17.6000	1.02	A	A
TW	1	1451.0000	11.4600	1.00	A	A

Values for elemental Uranium are reported in micrograms/filter, g or mL pCi/g or mL =Bq x 0.027

Evaluation: A=Acceptable, W=Acceptable with Warning, N=Not Acceptable

If the evaluation system is not appropriate for the types of analyses performed in your lab, apply site specific evaluation.

QAP 58 Results by Nuclide

Matrix: SO Soil Bq / kg
Radionuclide: CS137

EML Value:1450.0000

EML Error: 73.0000

Labcode	Test Number	Reported Value	Reported Error	Reported EML	QAP 56 Evaluation	Evaluation
TX	1	1493.0000	32.0000	1.03	A	A
UC	1	1540.0000	5.7100	1.06	A	A
UG	2	1441.2700	13.4400	0.99	A	A
UG	1	1507.3400	68.4400	1.04	A	A
UY	1	1247.0000	126.0000	0.86	A	W
WA	1	1500.0000	70.0000	1.03	A	A
WC	1	1470.0000	274.0000	1.01	A	A
WE	1	1507.3000	226.1000	1.04	A	A
WI	3	1310.0000	166.0000	0.90	A	A
WI	2	1300.0000	164.0000	0.90	A	W
WI	1	1350.0000	171.0000	0.93	A	A
WL	1	1542.3890	44.7039	1.06		A
WN	2	1474.0000	47.0000	1.02	W	A
WN	1	1467.0000	47.0000	1.01	W	A
WN	3	1460.0000	47.0000	1.01	W	A
WO	1	1553.0000	176.0000	1.07	A	A
WO	2	1546.0000	119.0000	1.07	A	A
WT	1	1580.0000	68.0000	1.09	A	A
YA	1	1497.6000	43.0000	1.03	A	A
YU	1	1425.9000	6.2000	0.98	A	A
ZC	1	1404.5601	7.7300	0.97	W	A

Total Number Reported: 160

Values for elemental Uranium are reported in micrograms/filter, g or mL pCi/g or mL =Bq x 0.027

Evaluation: A=Acceptable, W=Acceptable with Warning, N=Not Acceptable

If the evaluation system is not appropriate for the types of analyses performed in your lab, apply site specific evaluation.

QAP 58 Results by Nuclide

Matrix: SO Soil Bq/kg
Radionuclide: K40

EML Value: 636.0000
EML Error: 33.0000

Labcode	Test Number	Reported Value	Reported Error	Reported EML	QAP 56 Evaluation	Evaluation
AC	1	730.0000	20.0000	1.15	W	A
AF	1	587.9300	40.3400	0.92	A	A
AG	1	620.0000	110.0000	0.98	A	A
AI	1	638.3000	115.4000	1.00	W	A
AM	1	656.9600	14.1200	1.03	A	A
AN	1	607.0000	29.0000	0.95	A	A
AT	1	635.8750	62.5500	1.00	A	A
AU	1	608.0000	34.0000	0.96	A	A
AV	1	647.0000	27.0000	1.02	A	A
BE	1	624.0000	70.0000	0.98	A	A
BN	1	648.7000	17.4000	1.02	A	A
BQ	1	710.0000	150.0000	1.12	A	A
BU	1	640.0000	40.0000	1.01	A	A
BX	1	636.0000	64.0000	1.00	A	A
CA	1	778.0000	78.0000	1.22		W
CD	1	750.0000	25.0000	1.18	A	A
CE	1	640.0000	52.7000	1.01	A	A
CG	1	782.0000	85.0000	1.23	A	W
CH	1	529.2000	17.4000	0.83	A	W
CM	1	734.0000	22.0000	1.15	A	A
CM	2	722.0000	22.0000	1.13	A	A
CN	1	677.0000	32.0000	1.06	A	A
CP	1	637.0000	22.0000	1.00	A	A
CR	1	821.0000	34.0000	1.29	A	W
CS	1	613.4000	96.4000	0.96	A	A
CU	1	683.0000	30.0000	1.07	A	A
CW	1	614.0000	20.0000	0.96	A	A
EC	1	711.1400	37.6300	1.12	A	A
EC	5	706.3300	37.4100	1.11	A	A
EC	2	716.6900	37.8500	1.13	A	A
EC	3	695.6000	37.0000	1.09	A	A
EC	4	728.5300	38.3000	1.14	A	A
EG	1	688.0000	48.0000	1.08	A	A
FE	1	624.0670	12.3060	0.98	A	A

Values for elemental Uranium are reported in micrograms/filter, g or mL pCi/g or mL =Bq x 0.027

Evaluation: A=Acceptable, W=Acceptable with Warning, N=Not Acceptable

If the evaluation system is not appropriate for the types of analyses performed in your lab, apply site specific evaluation.

QAP 58 Results by Nuclide

Matrix: SO Soil Bq/kg
Radionuclide: K40

EML Value: 636.0000
EML Error: 33.0000

Labcode	Test Number	Reported Value	Reported Error	Reported EML	QAP 56 Evaluation	Evaluation
FL	1	661.0000	8.0000	1.04	A	A
FN	1	622.0000	55.0000	0.98	A	A
FS	1	658.0000	27.0000	1.03	A	A
FU	1	709.8400	34.2600	1.12	A	A
GA	1	595.0000	78.0000	0.94	A	A
GC	3	598.0000	33.6000	0.94	A	A
GC	1	587.0000	82.1000	0.92	A	A
GC	2	638.6000	43.1000	1.00	A	A
GD	1	1090.0000	160.0000	1.71		N
GE	1	697.4500	70.7630	1.10	A	A
GL	1	661.9000	154.2000	1.04		A
GL	2	663.0000	153.8000	1.04		A
GL	3	652.7000	151.4000	1.03		A
GL	4	630.1000	146.9000	0.99		A
GT	1	685.0000	65.0000	1.08	A	A
HU	1	644.0000	43.0000	1.01	A	A
HV	1	939.0000	65.0000	1.48		N
HV	2	956.0000	70.0000	1.50		N
ID	1	614.0000	31.6180	0.96	A	A
IN	1	616.0000	60.0000	0.97	A	A
IO	1	615.0000	123.0000	0.97	A	A
IS	1	613.0000	74.0000	0.96	A	A
IT	1	709.0000	44.0000	1.12	A	A
IV	1	661.3600	148.2800	1.04		A
KA	1	634.3000	172.8800	1.00	A	A
KE	1	625.7600	9.1700	0.98		A
KO	1	635.9000	14.5000	1.00		A
KR	1	620.1000	32.9000	0.98	A	A
KS	1	650.9000	7.8000	1.02	A	A
KT	1	567.0000	34.7000	0.89		W
LA	2	578.0000	66.0000	0.91	W	A
LA	3	594.0000	68.0000	0.93	W	A
LA	1	610.0000	69.0000	0.96	W	A
LB	1	587.0000	72.0000	0.92	A	A
LL	1	594.0000	89.8000	0.93	A	A

Values for elemental Uranium are reported in micrograms/filter, g or mL pCi/g or mL =Bq x 0.027

Evaluation: A=Acceptable, W=Acceptable with Warning, N=Not Acceptable

If the evaluation system is not appropriate for the types of analyses performed in your lab, apply site specific evaluation.

QAP 58 Results by Nuclide

Matrix: SO Soil Bq / kg
Radionuclide: K40

EML Value: 636.0000
EML Error: 33.0000

Labcode	Test Number	Reported Value	Reported Error	Reported EML	QAP 56 Evaluation	Evaluation
LV	1	710.0000	60.0000	1.12	A	A
LW	1	680.0000	8.2000	1.07	A	A
ME	1	647.0000	22.9000	1.02	A	A
ME	2	692.0000	23.8000	1.09	A	A
ME	3	702.0000	24.0000	1.10	A	A
MH	1	676.0000	28.7000	1.06		A
MS	1	608.0000	60.8000	0.96	A	A
MY	1	601.8200	64.9300	0.95	A	A
MY	2	663.3700	71.5700	1.04	A	A
MZ	4	669.6000	56.4000	1.05	W	A
MZ	5	529.5000	53.0000	0.83	W	W
MZ	3	588.9000	54.1000	0.93	W	A
MZ	2	550.4000	54.9000	0.87	W	W
MZ	1	578.2000	53.4000	0.91	W	A
NA	1	659.0000	11.0000	1.04	A	A
NJ	2	692.0000	63.0000	1.09	A	A
NJ	3	684.0000	63.0000	1.08	A	A
NJ	4	677.0000	63.0000	1.06	A	A
NJ	5	688.0000	63.0000	1.08	A	A
NJ	1	673.0000	63.0000	1.06	A	A
NQ	1	683.0000	77.0000	1.07	A	A
NZ	1	545.0000	42.0000	0.86	W	W
OB	1	607.0000	141.0000	0.95	A	A
OC	1	680.0000	68.0000	1.07	A	A
OH	1	562.0000	21.0000	0.88	A	W
OT	1	705.0000	33.0000	1.11	N	A
OU	1	577.0000	109.0000	0.91	W	A
PO	1	683.0000	50.0000	1.07	A	A
PS	1	651.1300	25.9300	1.02	N	A
RA	1	640.0000	80.0000	1.01	A	A
RB	1	721.0000	57.7000	1.13	A	A
RM	1	570.0000	50.0000	0.90	A	W
RS	1	607.8000	22.3400	0.96		A
RU	1	1040.6000	156.1000	1.64	W	N
SA	1	693.0000	234.0000	1.09	W	A

Values for elemental Uranium are reported in micrograms/filter, g or mL pCi/g or mL =Bq x 0.027

Evaluation: A=Acceptable, W=Acceptable with Warning, N=Not Acceptable

If the evaluation system is not appropriate for the types of analyses performed in your lab, apply site specific evaluation.

QAP 58 Results by Nuclide

Matrix: SO Soil Bq/kg
Radionuclide: K40

EML Value: 636.0000
EML Error: 33.0000

Labcode	Test Number	Reported Value	Reported Error	Reported EML	QAP 56 Evaluation	Evaluation
SD	1	675.0000	48.0000	1.06	A	A
SI	1	604.0000	24.0000	0.95	A	A
SK	1	614.0000	30.0000	0.96		A
SK	2	699.0000	22.0000	1.10		A
SN	1	745.0000	85.1000	1.17	A	A
SR	1	623.0000	58.0000	0.98	A	A
SS	1	729.0000	39.6000	1.15		A
SV	1	600.0000	34.0000	0.94	A	A
SW	1	749.3000	44.0300	1.18	A	A
SX	1	646.9500	32.1000	1.02	A	A
SY	1	603.0000	26.0000	0.95	A	A
TE	1	653.8000	11.9000	1.03	A	A
TI	1	805.7000	25.8000	1.27	A	W
TM	1	591.0000	115.0000	0.93	A	A
TN	1	583.0000	64.0000	0.92	W	A
TO	1	829.6600	107.3000	1.30	A	W
TP	1	640.7100	11.8900	1.01	A	A
TQ	1	659.0000	10.0000	1.04	A	A
TW	1	661.0000	15.5300	1.04	A	A
TX	1	674.0000	18.0000	1.06	A	A
UC	1	706.0000	17.2000	1.11	A	A
UY	1	578.0000	69.0000	0.91	A	A
WA	1	685.0000	26.0000	1.08	A	A
WC	1	756.0000	107.0000	1.19	A	A
WE	1	668.5300	100.2800	1.05	A	A
WI	1	686.0000	92.3000	1.08	A	A
WI	2	669.0000	90.1000	1.05	A	A
WI	3	704.0000	94.7000	1.11	A	A
WL	1	678.0480	21.3903	1.07		A
WN	3	611.0000	30.0000	0.96	W	A
WN	2	641.0000	23.0000	1.01	W	A
WN	1	633.0000	28.0000	1.00	W	A
WO	2	680.0000	81.0000	1.07	A	A
WO	1	695.4000	116.0000	1.09	A	A
WT	1	685.0000	69.0000	1.08	A	A

Values for elemental Uranium are reported in micrograms/filter, g or mL pCi/g or mL =Bq x 0.027

Evaluation: A=Acceptable, W=Acceptable with Warning, N=Not Acceptable

If the evaluation system is not appropriate for the types of analyses performed in your lab, apply site specific evaluation.

QAP 58 Results by Nuclide

Matrix: SO Soil Bq / kg
Radionuclide: K40

EML Value: 636.0000
EML Error: 33.0000

Labcode	Test Number	Reported Value	Reported Error	<u>Reported EML</u>	QAP 56 Evaluation	Evaluation
YA	1	653.0000	19.0000	1.03	A	A
YU	1	635.2000	1.7000	1.00	A	A
ZC	1	628.2800	6.2100	0.99	A	A

Total Number Reported: 142

Values for elemental Uranium are reported in micrograms/filter, g or mL pCi/g or mL =Bq x 0.027
Evaluation: A=Acceptable, W=Acceptable with Warning, N=Not Acceptable
If the evaluation system is not appropriate for the types of analyses performed in your lab, apply site specific evaluation.

QAP 58 Results by Nuclide

Matrix: SO Soil Bq/kg
Radionuclide: PB212

EML Value: 57.9000
EML Error: 2.9000

Labcode	Test Number	Reported Value	Reported Error	Reported EML	QAP 56 Evaluation	Evaluation
AC	1	63.0000	1.0000	1.09	W	A
AG	1	56.8000	9.8000	0.98	A	A
AI	1	45.4000	7.8000	0.78	A	W
AM	1	59.4000	1.2400	1.03	A	A
AU	1	59.5000	4.5000	1.03	A	A
AV	1	72.0000	14.0000	1.24	A	W
BE	1	61.0000	10.0000	1.05	A	A
BN	1	49.6000	5.2000	0.86	A	W
BQ	1	57.0000	7.0000	0.98	A	A
BU	1	57.0000	6.0000	0.98	A	A
BX	1	61.1000	7.3000	1.05	A	A
CD	1	65.0000	5.0000	1.12	A	A
CH	1	44.6000	1.8000	0.77	A	N
CM	1	61.5000	2.4000	1.06	A	A
CM	2	61.4000	2.4000	1.06	A	A
CN	1	58.7000	3.1000	1.01	W	A
CP	1	52.9000	5.5000	0.91	A	A
CR	1	72.0000	2.0000	1.24	A	W
CS	1	48.4900	7.6000	0.84	A	W
CU	1	62.0000	5.0000	1.07	W	A
CW	1	61.5000	1.8000	1.06		A
EC	4	69.0100	5.3400	1.19	A	W
EC	1	69.9700	5.3800	1.21	A	W
EC	5	69.3400	3.8400	1.20	A	W
EC	3	69.9300	5.4200	1.21	A	W
EC	2	74.0000	4.0200	1.28	A	W
EG	1	81.0000	5.0000	1.40	A	N
FE	1	53.5270	3.2480	0.92	A	A
FL	1	61.2000	1.0000	1.06	A	A
FN	1	48.6000	4.5000	0.84	A	W
FU	1	61.8800	2.4700	1.07	A	A
GA	1	66.9000	16.5000	1.15	W	A
GE	1	59.7550	6.6600	1.03	A	A
GL	3	46.3000	13.4000	0.80		W

Values for elemental Uranium are reported in micrograms/filter, g or mL pCi/g or mL =Bq x 0.027

Evaluation: A=Acceptable, W=Acceptable with Warning, N=Not Acceptable

If the evaluation system is not appropriate for the types of analyses performed in your lab, apply site specific evaluation.

QAP 58 Results by Nuclide

Matrix: SO Soil Bq/kg
Radionuclide: PB212

EML Value: 57.9000
EML Error: 2.9000

Labcode	Test Number	Reported Value	Reported Error	Reported EML	QAP 56 Evaluation	Evaluation
GL	1	42.6000	13.2000	0.74		N
GL	4	54.8000	14.6000	0.95		A
GL	2	47.1000	13.6000	0.81		W
HU	1	50.7000	2.9000	0.88	A	W
HV	2	58.3000	5.1000	1.01		A
HV	1	57.8000	4.5000	1.00		A
ID	1	56.4530	2.9610	0.98	A	A
IO	1	56.9000	10.4000	0.98	A	A
IS	1	56.1000	7.9000	0.97	A	A
IT	1	67.0000	5.7000	1.16	A	A
KO	1	56.6000	1.1300	0.98		A
KR	1	53.1000	2.4000	0.92	A	A
KT	1	54.4000	5.2000	0.94		A
LA	3	50.9000	5.9000	0.88	N	W
LA	1	55.0000	6.3000	0.95	N	A
LA	2	51.9000	6.0000	0.90	N	A
LB	1	46.0000	5.0000	0.79		W
LV	1	67.2000	7.8000	1.16	W	A
ME	2	49.2000	2.7000	0.85	A	W
ME	3	43.3000	2.6000	0.75	A	N
ME	1	50.3000	2.8000	0.87	A	W
MH	1	53.1000	3.7000	0.92		A
MS	1	60.9000	6.1000	1.05	A	A
MY	2	54.3100	6.9900	0.94	A	A
MY	1	52.7100	6.7800	0.91	A	A
NA	1	56.4000	1.1000	0.97	A	A
NJ	1	60.3000	5.6000	1.04	N	A
NJ	4	60.7000	5.6000	1.05	N	A
NJ	2	62.2000	5.6000	1.07	N	A
NJ	5	62.2000	5.6000	1.07	N	A
NJ	3	59.9000	5.6000	1.03	N	A
NQ	1	62.2000	7.8000	1.07	A	A
NZ	1	52.4000	2.9000	0.90	A	A
OB	1	116.0000	44.4000	2.00	A	N
OC	1	56.3000	5.6000	0.97	A	A

Values for elemental Uranium are reported in micrograms/filter, g or mL pCi/g or mL =Bq x 0.027

Evaluation: A=Acceptable, W=Acceptable with Warning, N=Not Acceptable

If the evaluation system is not appropriate for the types of analyses performed in your lab, apply site specific evaluation.

QAP 58 Results by Nuclide

Matrix: SO Soil Bq/kg
Radionuclide: PB212

EML Value: 57.9000
EML Error: 2.9000

Labcode	Test Number	Reported Value	Reported Error	Reported EML	QAP 56 Evaluation	Evaluation
OH	1	49.8000	2.0000	0.86	A	W
OT	1	64.0000	21.0000	1.11	N	A
OU	1	55.9000	11.6000	0.96		A
PS	1	57.7100	4.9900	1.00	W	A
RA	1	61.1000	3.6000	1.05	A	A
RB	1	52.0000	4.2000	0.90	A	A
RI	1	63.5000	5.2000	1.10	A	A
RM	1	51.0000	4.0000	0.88	A	W
RS	1	54.4400	2.1300	0.94		A
RU	1	62.3000	9.3000	1.08	W	A
SD	1	70.2000	8.5000	1.21	A	W
SI	1	59.1000	1.2000	1.02	A	A
SK	1	66.7000	3.5000	1.15		A
SK	2	65.1000	2.2000	1.12		A
SN	1	62.7000	8.0000	1.08	A	A
SR	1	40.3000	5.4000	0.70	N	N
SS	1	60.5000	4.1600	1.04		A
SV	1	58.5000	4.0000	1.01	W	A
SW	1	67.9000	8.2140	1.17	A	A
SY	1	46.5000	2.7000	0.80	A	W
TE	1	51.1000	5.2000	0.88	A	W
TI	1	74.8000	2.9000	1.29	A	W
TM	1	28.5000	6.9300	0.49	N	N
TN	1	55.0000	10.0000	0.95	W	A
TO	1	80.6600	11.4600	1.39	A	N
TP	1	59.4300	3.1300	1.03	A	A
TQ	1	60.9000	2.4000	1.05	A	A
TW	1	59.3000	1.0700	1.02	A	A
TX	1	51.1000	2.2000	0.88	A	W
UC	1	38.4000	1.0900	0.66		N
WA	1	53.0000	14.0000	0.92	A	A
WE	1	58.9600	14.7400	1.02	A	A
WI	3	65.6000	9.4000	1.13	A	A
WI	2	71.2000	10.2000	1.23	A	W
WI	1	67.9000	9.7300	1.17	A	A

Values for elemental Uranium are reported in micrograms/filter, g or mL pCi/g or mL =Bq x 0.027

Evaluation: A=Acceptable, W=Acceptable with Warning, N=Not Acceptable

If the evaluation system is not appropriate for the types of analyses performed in your lab, apply site specific evaluation.

QAP 58 Results by Nuclide

Matrix: SO Soil Bq / kg
Radionuclide: PB212

EML Value: 57.9000
EML Error: 2.9000

Labcode	Test Number	Reported Value	Reported Error	<u>Reported EML</u>	QAP 56 Evaluation	Evaluation
WL	1	60.0800	1.8864	1.04		A
WN	2	54.8000	1.8000	0.95	W	A
WN	3	54.8000	2.1000	0.95	W	A
WN	1	51.1000	2.0000	0.88	W	W
WO	2	58.8100	4.9700	1.02	A	A
WO	1	59.6500	6.1200	1.03	A	A
WT	1	63.0000	7.1000	1.09	A	A
YU	1	54.4000	3.0000	0.94	A	A
ZC	1	54.9900	1.7400	0.95	W	A

Total Number Reported: 113

Values for elemental Uranium are reported in micrograms/filter, g or mL pCi/g or mL =Bq x 0.027
Evaluation: A=Acceptable, W=Acceptable with Warning, N=Not Acceptable
 If the evaluation system is not appropriate for the types of analyses performed in your lab, apply site specific evaluation.

QAP 58 Results by Nuclide

Matrix: SO Soil Bq/kg
Radionuclide: PB214

EML Value: 71.1000
EML Error: 2.3000

Labcode	Test Number	Reported Value	Reported Error	Reported EML	QAP 56 Evaluation	Evaluation
AC	1	80.0000	3.0000	1.13	N	A
AG	1	63.0000	11.0000	0.89	A	A
AI	1	45.8000	8.2000	0.64	A	N
AM	1	80.8100	2.1700	1.14	A	A
AT	1	65.0350	5.0600	0.92	A	A
AU	1	69.3000	6.6000	0.98	A	A
AV	1	75.9000	2.4000	1.07	W	A
BE	1	68.0000	8.0000	0.96	A	A
BN	1	56.0000	3.8000	0.79	A	W
BQ	1	51.0000	15.0000	0.72	N	N
BU	1	58.0000	6.0000	0.82	A	W
BX	1	63.6000	7.6000	0.89	A	A
CD	1	65.0000	5.0000	0.91	A	A
CF	2	61.1200	1.0900	0.86	W	W
CF	1	63.8600	3.1400	0.90	W	A
CF	3	58.3000	2.1900	0.82	W	W
CH	1	53.0000	3.2000	0.75	A	N
CM	2	74.0000	2.0000	1.04	A	A
CM	1	77.2000	2.0000	1.09	A	A
CN	1	66.0000	3.4000	0.93	A	A
CP	1	65.0000	6.5000	0.91	A	A
CR	1	80.0000	3.0000	1.13	A	A
CS	1	52.5500	8.1900	0.74	A	N
CU	1	64.0000	5.0000	0.90	A	A
CW	1	71.9000	1.8000	1.01		A
EC	4	78.8800	3.5100	1.11	W	A
EC	3	76.1500	3.4200	1.07	W	A
EC	2	77.2600	3.5200	1.09	W	A
EC	1	75.9900	3.4600	1.07	W	A
EC	5	78.0700	3.4600	1.10	W	A
EG	1	83.0000	5.0000	1.17	A	A
FE	1	55.0070	5.6580	0.77	A	W
FL	1	66.0000	1.0000	0.93	A	A
FN	1	69.3000	4.7000	0.98	A	A

Values for elemental Uranium are reported in micrograms/filter, g or mL pCi/g or mL =Bq x 0.027

Evaluation: A=Acceptable, W=Acceptable with Warning, N=Not Acceptable

If the evaluation system is not appropriate for the types of analyses performed in your lab, apply site specific evaluation.

QAP 58 Results by Nuclide

Matrix: SO Soil Bq/kg
Radionuclide: PB214

EML Value: 71.1000
EML Error: 2.3000

Labcode	Test Number	Reported Value	Reported Error	Reported EML	QAP 56 Evaluation	Evaluation
FS	1	66.9000	2.9000	0.94	A	A
FU	1	70.7400	3.5800	1.00	A	A
GA	1	74.7000	26.0000	1.05	N	A
GE	1	60.3100	7.6680	0.85	A	W
GL	1	67.5000	18.2000	0.95		A
GL	3	78.8000	20.6000	1.11		A
GL	2	71.8000	19.2000	1.01		A
GL	4	71.0000	19.0000	1.00		A
HU	1	53.8000	2.9000	0.76	A	N
HV	2	69.1000	3.5000	0.97		A
HV	1	68.3000	3.0000	0.96		A
ID	1	63.9170	3.2190	0.90	A	A
IO	1	60.0000	11.7000	0.84	A	W
IS	1	63.6000	10.2000	0.89	W	A
IT	1	83.8000	6.4100	1.18	A	A
KE	1	56.4800	1.1200	0.79		W
KO	1	75.2000	1.8400	1.06		A
KR	1	69.1000	3.6000	0.97	A	A
KT	1	54.6000	5.6000	0.77		W
LA	3	57.5000	6.8000	0.81	N	W
LA	1	56.4000	6.7000	0.79	N	W
LA	2	59.0000	6.9000	0.83	N	W
LB	1	62.0000	6.0000	0.87		W
LV	1	80.6000	6.4000	1.13	W	A
ME	2	69.9000	2.5000	0.98	A	A
ME	3	63.3000	3.2000	0.89	A	A
ME	1	69.9000	2.9000	0.98	A	A
MH	1	62.5000	2.6000	0.88		W
MS	1	65.3000	6.5000	0.92	A	A
MY	2	51.2500	10.8300	0.72	A	N
MY	1	47.7200	9.0800	0.67	A	N
NA	1	63.4000	1.2000	0.89	A	A
NJ	4	72.9000	4.8000	1.02	N	A
NJ	1	70.3000	4.8000	0.99	N	A
NJ	2	73.3000	4.8000	1.03	N	A

Values for elemental Uranium are reported in micrograms/filter, g or mL pCi/g or mL =Bq x 0.027

Evaluation: A=Acceptable, W=Acceptable with Warning, N=Not Acceptable

If the evaluation system is not appropriate for the types of analyses performed in your lab, apply site specific evaluation.

QAP 58 Results by Nuclide

Matrix: SO Soil Bq/kg
Radionuclide: PB214

EML Value: 71.1000
EML Error: 2.3000

Labcode	Test Number	Reported Value	Reported Error	Reported EML	QAP 56 Evaluation	Evaluation
NJ	3	72.2000	5.2000	1.01	N	A
NJ	5	74.4000	4.8000	1.05	N	A
NQ	1	64.1000	7.4000	0.90	A	A
NZ	1	73.0000	3.8000	1.03	A	A
OB	1	71.9000	46.9000	1.01	A	A
OC	1	73.1000	7.3000	1.03	A	A
OH	1	53.1000	3.0000	0.75	A	N
OT	1	72.0000	10.0000	1.01	N	A
OU	1	50.7000	15.1000	0.71		N
PO	1	68.0000	5.0000	0.96	A	A
PS	1	60.6700	8.5100	0.85	N	W
RA	1	59.7000	4.3000	0.84	A	W
RB	1	69.4000	5.6000	0.98	A	A
RI	1	65.0000	4.8800	0.91	A	A
RM	1	62.0000	10.0000	0.87	A	W
RS	1	56.2600	3.6600	0.79		W
RU	1	76.7000	11.5000	1.08	A	A
SD	1	73.2000	7.3000	1.03	A	A
SI	1	61.6000	1.3000	0.87	A	W
SI	2	81.6000	1.6000	1.15	A	A
SK	1	71.9000	3.6000	1.01		A
SK	2	77.7000	2.6000	1.09		A
SN	1	68.6000	11.2000	0.96	A	A
SR	1	59.0000	4.7000	0.83	A	W
SS	1	67.9000	4.1700	0.95		A
SV	1	65.1000	2.4000	0.92	A	A
SW	1	84.1400	8.3620	1.18	A	A
SY	1	51.6000	3.2000	0.73	A	N
TE	1	64.7000	5.1000	0.91	W	A
TI	1	79.2000	6.8000	1.11	N	A
TM	1	60.0000	12.0000	0.84	A	W
TN	1	67.0000	8.2000	0.94	A	A
TO	1	83.5900	13.3800	1.18	A	A
TP	1	61.2000	1.8800	0.86	A	W
TQ	1	70.5000	1.3000	0.99	A	A

Values for elemental Uranium are reported in micrograms/filter, g or mL pCi/g or mL =Bq x 0.027

Evaluation: A=Acceptable, W=Acceptable with Warning, N=Not Acceptable

If the evaluation system is not appropriate for the types of analyses performed in your lab, apply site specific evaluation.

QAP 58 Results by Nuclide

Matrix: SO Soil Bq / kg
Radionuclide: PB214

EML Value: 71.1000
EML Error: 2.3000

Labcode	Test Number	Reported Value	Reported Error	Reported EML	QAP 56 Evaluation	Evaluation
TW	1	70.7000	2.3300	0.99	A	A
TX	1	61.4000	2.2000	0.86	A	W
UC	1	79.4000	2.2800	1.12		A
UG	1	64.7000	5.0000	0.91	A	A
UG	2	61.8000	1.4000	0.87	A	W
WA	1	90.0000	20.0000	1.27	A	A
WE	1	69.4000	17.3500	0.98	A	A
WI	1	67.7000	10.0000	0.95	A	A
WI	2	67.8000	9.6500	0.95	A	A
WI	3	67.2000	9.5200	0.94	A	A
WL	1	76.1390	1.9983	1.07		A
WN	2	67.4000	1.6000	0.95	A	A
WN	1	68.9000	2.6000	0.97	A	A
WN	3	67.0000	2.4000	0.94	A	A
WO	2	88.4500	10.0200	1.24	W	A
WO	1	90.4300	13.9200	1.27	W	W
WT	1	75.2000	12.0000	1.06	W	A
YU	1	63.4000	1.1000	0.89	A	A
ZC	1	60.2800	3.2400	0.85	W	W

Total Number Reported: 123

Values for elemental Uranium are reported in micrograms/filter, g or mL pCi/g or mL =Bq x 0.027
Evaluation: A=Acceptable, W=Acceptable with Warning, N=Not Acceptable
 If the evaluation system is not appropriate for the types of analyses performed in your lab, apply site specific evaluation.

QAP 58 Results by Nuclide

Matrix: SO Soil Bq / kg
Radionuclide: PU238

EML Value: 21.9000
EML Error: 1.3000

Labcode	Test Number	Reported Value	Reported Error	Reported EML	QAP 56 Evaluation	Evaluation
AT	1	23.5800	3.3370	1.08	A	A
BU	1	23.8200	1.4000	1.09	A	A
CH	1	23.3600	1.7900	1.07	A	A
CW	1	23.0000	0.8200	1.05		A
EI	1	26.8800	2.8100	1.23		A
EP	1	22.9000	3.6400	1.05	A	A
GT	1	22.0000	5.0000	1.00	A	A
IN	1	26.9800	5.7000	1.23	A	A
KO	1	22.5700	0.7100	1.03		A
LL	1	0.8910	0.0852	0.04	A	N
LW	1	30.3000	4.4400	1.38	A	A
NM	2	20.9000	1.0000	0.95	A	A
NM	1	17.2000	0.9000	0.79	A	W
OB	1	18.5000	7.3100	0.85	A	W
PS	1	31.1800	3.5800	1.42		A
RA	1	20.7000	3.1000	0.94	A	A
SD	1	23.3000	1.9000	1.06	A	A
TN	1	22.9000	2.8000	1.05		A
UY	1	28.2000	4.0000	1.29	A	A
WA	1	21.2000	1.1000	0.97	A	A
WC	1	24.5000	5.1000	1.12		A
WE	1	22.0500	4.5000	1.01		A
YA	1	23.4800	0.2900	1.07	A	A

Total Number Reported: 23

Values for elemental Uranium are reported in micrograms/filter, g or mL pCi/g or mL =Bq x 0.027

Evaluation: A=Acceptable, W=Acceptable with Warning, N=Not Acceptable

If the evaluation system is not appropriate for the types of analyses performed in your lab, apply site specific evaluation.

QAP 58 Results by Nuclide

Matrix: SO Soil Bq/kg
Radionuclide: PU239

EML Value: 23.4000
EML Error: 1.1000

Labcode	Test Number	Reported Value	Reported Error	Reported EML	QAP 56 Evaluation	Evaluation
AC	1	21.0000	2.0000	0.90		A
AG	1	24.9000	3.9000	1.06	A	A
AI	1	21.6000	4.5000	0.92	W	A
AM	1	25.2100	4.0100	1.08	A	A
AN	1	26.0000	5.0000	1.11	A	A
AT	1	25.3050	3.5530	1.08	A	A
AU	1	23.8000	2.7000	1.02	W	A
BE	1	26.6000	1.8000	1.14	A	W
BM	1	24.8800	4.3400	1.06	A	A
BU	1	23.4600	1.4000	1.00	A	A
BX	1	22.3000	2.0000	0.95	N	A
CH	1	24.5100	1.8700	1.05	A	A
CW	1	22.8800	0.8200	0.98		A
EI	1	26.1400	2.8700	1.12		A
EP	1	24.9000	3.9100	1.06	A	A
GA	1	26.5900	2.8580	1.14	A	W
GE	1	24.9750	2.7430	1.07	A	A
GT	1	23.0000	5.0000	0.98	W	A
ID	1	23.8570	1.3400	1.02	A	A
IN	1	26.8000	5.6000	1.14	A	W
IS	1	23.7000	3.4000	1.01	A	A
IT	1	24.8000	1.9900	1.06	A	A
KA	1	25.1500	0.9000	1.08	A	A
KO	1	23.4300	0.7300	1.00		A
LA	3	23.1500	2.7240	0.99	A	A
LA	1	24.0800	2.8300	1.03	A	A
LA	2	24.3500	2.8570	1.04	A	A
LL	1	0.9470	0.0890	0.04	A	N
LW	1	27.2000	4.1000	1.16	A	W
NA	1	29.8000	1.6000	1.27	A	W
NM	2	23.0000	1.2000	0.98	A	A
NM	1	20.7000	1.0000	0.88	A	A
NQ	1	26.3000	2.0900	1.12	A	A
OB	1	20.6000	7.9400	0.88	N	A

Values for elemental Uranium are reported in micrograms/filter, g or mL pCi/g or mL =Bq x 0.027

Evaluation: A=Acceptable, W=Acceptable with Warning, N=Not Acceptable

If the evaluation system is not appropriate for the types of analyses performed in your lab, apply site specific evaluation.

QAP 58 Results by Nuclide

Matrix: SO Soil Bq / kg
Radionuclide: PU239

EML Value: 23.4000
EML Error: 1.1000

Labcode	Test Number	Reported Value	Reported Error	Reported EML	QAP 56 Evaluation	Evaluation
OT	1	23.0000	1.0000	0.98	A	A
PS	1	22.3200	2.8700	0.95	W	A
RA	1	22.9000	3.4000	0.98	A	A
SD	1	24.7000	1.8000	1.06	A	A
SN	1	24.4000	7.7000	1.04	A	A
SR	1	25.5200	4.3000	1.09	A	A
TE	1	24.4000	0.3000	1.04	N	A
TI	1	25.4000	4.8000	1.09	W	A
TM	1	25.5000	3.5000	1.09	A	A
TN	1	23.4600	2.5500	1.00	W	A
TO	1	26.7730	5.4020	1.14	A	W
TX	1	23.8000	0.8000	1.02	A	A
UC	1	25.8000	3.9400	1.10	A	A
UY	1	27.5000	3.9000	1.17	A	W
WA	1	21.7000	1.1000	0.93	A	A
WC	1	24.3000	5.0000	1.04	A	A
WE	1	21.0500	3.8500	0.90		A
WI	1	17.8900	2.7400	0.76	N	W
WI	2	20.7800	3.3870	0.89	N	A
WI	3	22.8700	4.6240	0.98	N	A
YA	1	24.3600	0.3000	1.04	A	A

Total Number Reported: 55

Values for elemental Uranium are reported in micrograms/filter, g or mL pCi/g or mL =Bq x 0.027
Evaluation: A=Acceptable, W=Acceptable with Warning, N=Not Acceptable
 If the evaluation system is not appropriate for the types of analyses performed in your lab, apply site specific evaluation.

QAP 58 Results by Nuclide

Matrix: SO Soil Bq/kg
Radionuclide: SR90

EML Value: 64.4000
EML Error: 3.1000

Labcode	Test Number	Reported Value	Reported Error	Reported EML	QAP 56 Evaluation	Evaluation
AC	1	25.0000	5.0000	0.39		N
AG	1	54.0000	13.0000	0.84	A	A
AI	1	85.5000	10.5000	1.33	A	A
AM	1	35.5200	7.2900	0.55	W	N
AN	1	54.0000	2.0000	0.84	A	A
AT	1	50.4860	3.7890	0.78	A	W
AU	1	58.6000	5.8000	0.91	A	A
BE	1	60.1000	4.4000	0.93	A	A
BM	1	58.2700	5.4000	0.90	A	A
BU	1	53.9900	6.0000	0.84	A	A
BX	1	54.0000	4.1000	0.84	N	A
CH	1	62.2000	10.8000	0.97	A	A
CW	1	56.5000	1.4000	0.88		A
GA	1	68.0800	22.2000	1.06	W	A
GE	1	50.7890	1.3940	0.79	A	W
GT	1	61.0000	10.0000	0.95	A	A
ID	1	49.3230	3.2040	0.77	A	W
IN	1	94.4000	25.0000	1.47	W	W
IO	1	52.7000	7.5000	0.82	A	W
IS	1	50.1000	11.1000	0.78	A	W
IT	1	66.3000	11.4000	1.03	A	A
KA	1	59.1200	5.0400	0.92	A	A
KE	1	57.5100	0.9900	0.89		A
KO	1	55.3000	1.3800	0.86		A
KR	1	50.1000	0.7000	0.78	W	W
KT	1	49.1730	3.5390	0.76		W
NM	2	73.4000	9.5000	1.14	W	A
NM	1	68.2000	8.9000	1.06	W	A
OB	1	54.8000	21.4000	0.85	W	A
OT	1	50.0000	7.0000	0.78	W	W
OU	1	62.1000	1.3800	0.96		A
PS	1	74.4900	7.2300	1.16	A	A
RA	1	65.0000	15.0000	1.01	W	A
RI	1	68.1000	3.3200	1.06	A	A

Values for elemental Uranium are reported in micrograms/filter, g or mL pCi/g or mL =Bq x 0.027

Evaluation: A=Acceptable, W=Acceptable with Warning, N=Not Acceptable

If the evaluation system is not appropriate for the types of analyses performed in your lab, apply site specific evaluation.

QAP 58 Results by Nuclide

Matrix: SO Soil Bq / kg
Radionuclide: SR90

EML Value: 64.4000
EML Error: 3.1000

Labcode	Test Number	Reported Value	Reported Error	Reported EML	QAP 56 Evaluation	Evaluation
SN	1	26.3000	5.5400	0.41	A	N
SR	1	47.0000	14.0000	0.73	A	W
SV	1	64.9000	1.0000	1.01	W	A
TE	1	54.5000	2.6000	0.85	A	A
TI	1	53.5000	1.9000	0.83	A	A
TN	1	62.7000	6.7000	0.97	A	A
TO	1	55.7500	4.6100	0.87	A	A
TX	1	50.5000	6.5000	0.78	A	W
UY	1	72.4000	11.0000	1.12	A	A
WC	1	32.9000	10.8000	0.51	A	N
WE	1	67.3400	17.7600	1.05	A	A
WI	3	57.0300	5.4590	0.89	A	A
WI	2	54.1700	5.3060	0.84	A	A
WI	1	54.2800	5.4790	0.84	A	A
YU	1	54.4000	8.2000	0.85		A
ZC	1	87.6000	9.1000	1.36		W

Total Number Reported: 50

Values for elemental Uranium are reported in micrograms/filter, g or mL pCi/g or mL =Bq x 0.027
Evaluation: A=Acceptable, W=Acceptable with Warning, N=Not Acceptable
 If the evaluation system is not appropriate for the types of analyses performed in your lab, apply site specific evaluation.

QAP 58 Results by Nuclide

Matrix: SO Soil Bq / kg
Radionuclide: TH234

EML Value: 127.0000
EML Error: 7.1000

Labcode	Test Number	Reported Value	Reported Error	Reported EML	QAP 56 Evaluation	Evaluation
AF	1	95.8300	13.6900	0.75	A	W
AG	1	141.0000	30.0000	1.11	A	A
AI	1	71.6000	31.6000	0.56	A	N
AM	1	132.7900	11.3100	1.05	A	A
AU	1	148.0000	22.0000	1.16	A	A
AV	1	147.0000	31.0000	1.16	A	A
BQ	1	125.0000	41.0000	0.98	A	A
BX	1	120.0000	14.0000	0.94	A	A
CH	1	101.9300	34.4800	0.80	A	W
CN	1	156.0000	6.0000	1.23		A
CR	1	1330.0000	69.0000	10.47		N
CS	1	92.8000	15.8100	0.73	A	W
EC	5	151.7000	74.5200	1.19	A	A
EC	4	150.4800	73.9200	1.18	A	A
EC	3	144.5200	71.1900	1.14	A	A
EC	2	141.0100	69.5600	1.11	A	A
EC	1	159.7300	78.2900	1.26	A	A
EG	1	224.0000	21.0000	1.76	A	W
FE	1	139.6750	10.4670	1.10	A	A
FL	1	124.4000	5.2000	0.98	A	A
FS	1	134.6000	22.2000	1.06	A	A
FU	1	155.9100	26.8100	1.23	A	A
GA	1	138.0000	53.0000	1.09		A
GE	1	119.2330	48.1000	0.94	A	A
GL	2	93.6000	40.9000	0.74		W
GL	1	62.6000	39.0000	0.49		N
GL	3	87.0000	42.0000	0.69		W
GL	4	87.0000	40.6000	0.69		W
HU	1	210.0000	17.0000	1.65	A	W
HV	1	68.3000	8.5000	0.54		N
HV	2	67.2000	7.3000	0.53		N
ID	1	141.1200	7.0780	1.11	A	A
IN	1	468.0000	98.0000	3.68		N
IO	1	111.3000	40.2000	0.88		A

Values for elemental Uranium are reported in micrograms/filter, g or mL pCi/g or mL =Bq x 0.027

Evaluation: A=Acceptable, W=Acceptable with Warning, N=Not Acceptable

If the evaluation system is not appropriate for the types of analyses performed in your lab, apply site specific evaluation.

QAP 58 Results by Nuclide

Matrix: SO Soil Bq / kg
Radionuclide: TH234

EML Value: 127.0000

EML Error: 7.1000

Labcode	Test Number	Reported Value	Reported Error	Reported EML	QAP 56 Evaluation	Evaluation
IS	1	147.0000	22.2000	1.16	A	A
IT	1	262.0000	54.4000	2.06	A	W
KO	1	117.0000	5.6000	0.92		A
KT	1	107.1000	38.8000	0.84		A
LA	3	110.0000	13.0000	0.87	A	A
LA	1	110.0000	13.0000	0.87	A	A
LA	2	108.0000	12.0000	0.85	A	A
LB	1	95.0000	17.0000	0.75		W
LV	1	115.0000	7.0000	0.91	A	A
ME	2	144.0000	11.2000	1.13	W	A
ME	1	138.0000	15.4000	1.09	W	A
ME	3	119.0000	10.3000	0.94	W	A
MS	1	149.0000	14.9000	1.17		A
MY	2	99.1200	47.3900	0.78		W
MY	1	116.5300	53.7100	0.92		A
NA	1	113.3000	3.5000	0.89		A
NJ	5	136.0000	11.0000	1.07	W	A
NJ	6	133.0000	11.0000	1.05	W	A
NJ	1	127.0000	20.0000	1.00	W	A
NJ	4	120.0000	15.0000	0.94	W	A
NQ	1	120.0000	21.5000	0.94	A	A
NZ	1	94.0000	14.0000	0.74	A	W
OB	1	85.3000	56.7000	0.67	W	W
OC	1	131.0000	13.1000	1.03	A	A
OU	1	162.0000	44.0000	1.28		A
PO	1	120.0000	20.0000	0.94	A	A
RA	1	110.0000	10.0000	0.87	A	A
RU	1	119.9000	18.0000	0.94	A	A
SD	1	143.0000	12.0000	1.13	A	A
SK	1	105.0000	7.0000	0.83		A
SR	1	102.0000	16.0000	0.80	A	W
SS	1	133.0000	18.0000	1.05		A
SV	1	145.0000	20.0000	1.14	A	A
SW	1	124.9100	53.5000	0.98	N	A
SY	1	122.0000	25.0000	0.96	A	A

Values for elemental Uranium are reported in micrograms/filter, g or mL pCi/g or mL =Bq x 0.027

Evaluation: A=Acceptable, W=Acceptable with Warning, N=Not Acceptable

If the evaluation system is not appropriate for the types of analyses performed in your lab, apply site specific evaluation.

QAP 58 Results by Nuclide

Matrix: SO Soil Bq / kg
Radionuclide: TH234

EML Value: 127.0000
EML Error: 7.1000

Labcode	Test Number	Reported Value	Reported Error	<u>Reported EML</u>	QAP 56 Evaluation	Evaluation
TI	1	169.1000	79.0000	1.33	A	A
TM	1	121.0000	37.8000	0.95	A	A
TO	1	126.0000	26.0000	0.99	A	A
TX	1	125.0000	9.0000	0.98		A
UC	1	156.0000	14.0000	1.23		A
WA	1	142.0000	18.0000	1.12	W	A
WE	1	127.5900	44.6600	1.00		A
WL	1	152.8620	15.6818	1.20		A
WT	1	158.0000	360.0000	1.24	N	A

Total Number Reported: 78

Values for elemental Uranium are reported in micrograms/filter, g or mL pCi/g or mL =Bq x 0.027
Evaluation: A=Acceptable, W=Acceptable with Warning, N=Not Acceptable
 If the evaluation system is not appropriate for the types of analyses performed in your lab, apply site specific evaluation.

QAP 58 Results by Nuclide

Matrix: SO Soil Bq/kg
Radionuclide: U234

EML Value: 120.0000
EML Error: 0.5000

Labcode	Test Number	Reported Value	Reported Error	Reported EML	QAP 56 Evaluation	Evaluation
AC	1	102.0000	10.0000	0.85		A
AF	1	119.1400	8.5100	0.99	N	A
AI	1	110.0000	3.8000	0.92	A	A
AM	1	126.9600	10.0200	1.06	A	A
AN	1	110.0000	4.0000	0.92	A	A
AT	1	116.2500	14.6080	0.97	A	A
AU	1	120.0000	15.0000	1.00	A	A
BE	1	127.0000	10.0000	1.06	A	A
BM	1	127.5000	17.4000	1.06	A	A
BU	1	117.4000	7.0000	0.98	N	A
BX	1	119.0000	11.0000	0.99	N	A
CF	2	121.0000	7.0000	1.01	N	A
CF	3	119.1000	7.1000	0.99	N	A
CF	1	121.1000	7.0000	1.01	N	A
CH	1	109.4500	11.9500	0.91	A	A
CW	1	118.8000	2.9000	0.99		A
EI	1	137.9100	8.3400	1.15		W
FU	1	122.5000	15.0900	1.02	W	A
GA	1	158.5000	11.7200	1.32	A	N
GE	1	109.2730	11.8520	0.91	A	A
HT	1	163.7000	10.0000	1.36	W	N
IN	1	122.3000	22.3000	1.02	A	A
IS	1	105.0000	15.0000	0.88	A	A
IT	1	122.0000	9.7400	1.02	A	A
KO	1	119.8100	4.0200	1.00		A
KT	1	109.3400	9.2840	0.91		A
LA	1	114.8000	14.0500	0.96		A
LA	2	115.6000	14.1400	0.96		A
LA	3	116.2000	14.2300	0.97		A
LW	1	103.0000	8.9900	0.86	A	A
NA	1	126.0000	5.2000	1.05	A	A
NQ	1	114.3000	6.7800	0.95	A	A
OB	1	54.8000	21.4000	0.46	A	N
OU	1	123.0000	13.1400	1.02		A

Values for elemental Uranium are reported in micrograms/filter, g or mL pCi/g or mL =Bq x 0.027

Evaluation: A=Acceptable, W=Acceptable with Warning, N=Not Acceptable

If the evaluation system is not appropriate for the types of analyses performed in your lab, apply site specific evaluation.

QAP 58 Results by Nuclide

Matrix: SO Soil Bq / kg
Radionuclide: U234

EML Value: 120.0000
EML Error: 0.5000

Labcode	Test Number	Reported Value	Reported Error	<u>Reported EML</u>	QAP 56 Evaluation	Evaluation
PS	1	121.9400	10.6000	1.02	A	A
SD	1	115.0000	5.0000	0.96	A	A
SN	1	129.1000	19.9000	1.08	A	A
SR	1	132.6000	21.8000	1.11	N	W
TN	1	115.0000	12.0000	0.96	A	A
TO	1	118.4100	24.9700	0.99	A	A
TX	1	106.9000	2.4000	0.89	A	A
UY	1	117.0000	14.0000	0.98		A
WA	1	118.0000	7.0000	0.98	A	A
WC	1	98.2000	16.1000	0.82	N	W
WE	1	113.1000	20.1900	0.94		A
WT	1	114.0000	20.0000	0.95	A	A
YA	1	115.7000	2.6000	0.96		A

Total Number Reported: 47

Values for elemental Uranium are reported in micrograms/filter, g or mL pCi/g or mL =Bq x 0.027
Evaluation: A=Acceptable, W=Acceptable with Warning, N=Not Acceptable
 If the evaluation system is not appropriate for the types of analyses performed in your lab, apply site specific evaluation.

QAP 58 Results by Nuclide

Matrix: SO Soil Bq/kg
Radionuclide: U238

EML Value: 125.0000
EML Error: 0.3000

Labcode	Test Number	Reported Value	Reported Error	Reported EML	QAP 56 Evaluation	Evaluation
AC	1	107.0000	10.0000	0.86		A
AF	1	130.2400	8.8800	1.04	N	A
AI	1	113.0000	3.9000	0.90	A	A
AM	1	121.2200	9.9800	0.97	A	A
AN	1	114.0000	3.0000	0.91	A	A
AT	1	122.6250	15.3950	0.98	A	A
AU	1	125.0000	15.0000	1.00	A	A
BE	1	127.0000	10.0000	1.02	A	A
BM	1	130.8000	17.8000	1.05	A	A
BU	1	121.7000	7.0000	0.97	N	A
BX	1	128.0000	11.0000	1.02	N	A
CF	3	135.0000	8.0000	1.08	N	A
CF	2	134.1000	7.7000	1.07	N	A
CF	1	130.0000	7.5000	1.04	N	A
CH	1	112.3000	12.2300	0.90	A	A
CW	1	123.8000	3.0000	0.99		A
EI	1	126.6100	7.5700	1.01		A
FL	1	120.0000	7.0000	0.96		A
FU	1	131.2100	15.8500	1.05	W	A
GA	1	162.5000	12.1200	1.30	A	N
GE	1	112.6030	12.1730	0.90	A	A
GT	1	107.0000	20.0000	0.86	A	A
HT	1	168.1100	10.0000	1.35	W	N
IN	1	132.3000	25.5000	1.06	A	A
IS	1	128.0000	29.0000	1.02	A	A
IS	2	111.0000	16.0000	0.89	A	A
IT	1	123.0000	9.8000	0.98	A	A
KO	1	123.5500	4.1700	0.99		A
KT	1	114.5870	6.5952	0.92		A
LA	3	125.2000	15.3300	1.00		A
LA	2	122.0000	14.9200	0.98		A
LA	1	123.5000	15.1200	0.99		A
LW	1	108.0000	9.3700	0.86	A	A
NA	1	128.9000	5.3000	1.03	A	A

Values for elemental Uranium are reported in micrograms/filter, g or mL pCi/g or mL =Bq x 0.027

Evaluation: A=Acceptable, W=Acceptable with Warning, N=Not Acceptable

If the evaluation system is not appropriate for the types of analyses performed in your lab, apply site specific evaluation.

QAP 58 Results by Nuclide

Matrix: SO Soil Bq / kg
Radionuclide: U238

EML Value: 125.0000
EML Error: 0.3000

Labcode	Test Number	Reported Value	Reported Error	Reported EML	QAP 56 Evaluation	Evaluation
NQ	1	123.6000	7.3100	0.99	A	A
OB	1	113.0000	20.4000	0.90	A	A
OU	1	125.0000	13.2500	1.00		A
PS	1	127.4100	11.0200	1.02	A	A
RB	1	120.4000	9.6000	0.96	W	A
SD	1	126.0000	5.0000	1.01	A	A
SI	1	118.0000	8.0000	0.94	W	A
SK	1	115.0000	16.0000	0.92		A
SK	2	130.0000	16.0000	1.04		A
SN	1	123.1000	19.3000	0.99	A	A
SR	1	136.9000	21.3000	1.10	N	A
TN	1	123.0000	12.4000	0.98	A	A
TO	1	126.1600	26.5200	1.01	A	A
TX	1	111.3000	2.5000	0.89	A	A
UY	1	119.0000	14.0000	0.95		A
WA	1	130.0000	7.0000	1.04	A	A
WC	1	99.2000	14.9000	0.79	N	W
WE	1	118.9400	21.2000	0.95		A
WT	1	122.0000	21.0000	0.98	A	A
YA	1	122.9000	2.8000	0.98		A
ZC	1	130.0300	5.5400	1.04		A

Total Number Reported: 55

Values for elemental Uranium are reported in micrograms/filter, g or mL pCi/g or mL =Bq x 0.027
Evaluation: A=Acceptable, W=Acceptable with Warning, N=Not Acceptable
 If the evaluation system is not appropriate for the types of analyses performed in your lab, apply site specific evaluation.

QAP 58 Results by Nuclide

Matrix: SO Soil Bq / kg
Radionuclide: ug/g U

EML Value: 10.1000
EML Error: 0.3000

Labcode	Test Number	Reported Value	Reported Error	Reported EML	QAP 56 Evaluation	Evaluation
AI	1	9.2000	0.2200	0.91		A
BE	1	10.4000		1.03		A
BQ	1	10.0000	0.9000	0.99		A
CA	3	11.5000	1.2000	1.14		W
CA	1	12.1000	1.2000	1.20		W
CA	2	12.9000	1.3000	1.28		N
CH	1	10.5000	1.0500	1.04		A
GA	1	13.1300	0.9760	1.30		N
GE	1	8.3520	0.3900	0.83		A
HT	1	13.6000	0.5000	1.35		N
ID	1	9.8730	0.5630	0.98		A
IS	1	6.9900	0.5200	0.69		A
IT	1	9.2400	0.4800	0.92		A
KO	1	9.9900	0.3300	0.99		A
KT	1	9.2866	0.5300	0.92		A
NL	1	6.7700	0.2200	0.67		A
OU	1	9.6000	0.1000	0.95		A
RA	1	9.7000	0.6000	0.96		A
SA	2	8.7300	0.7800	0.86		A
SA	1	8.0900	1.3900	0.80		A
SD	1	10.1000	0.4000	1.00		A
TN	1	9.7100	0.9700	0.96		A
TO	1	12.2400	2.1300	1.21		N
UC	1	6.9400		0.69		A
UY	1	10.1000	1.0000	1.00		A
YP	1	4.2600	1.1560	0.42		N
ZC	1	10.4600	0.4500	1.04		A

Total Number Reported: 27

Values for elemental Uranium are reported in micrograms/filter, g or mL pCi/g or mL =Bq x 0.027
Evaluation: A=Acceptable, W=Acceptable with Warning, N=Not Acceptable
 If the evaluation system is not appropriate for the types of analyses performed in your lab, apply site specific evaluation.

QAP 58 Results by Nuclide

Matrix: VE Vegetation Bq / kg
Radionuclide: AM241

EML Value: 3.5100
EML Error: 0.1300

Labcode	Test Number	Reported Value	Reported Error	Reported EML	QAP 56 Evaluation	Evaluation
AC	1	3.4000	0.3000	0.97		A
AG	1	3.6100	0.6000	1.03	A	A
AI	1	3.6300	1.1000	1.03	W	A
AM	1	3.9400	1.0300	1.12	W	A
AT	1	4.1650	1.1990	1.19	A	A
AU	1	3.2600	0.5500	0.93	A	A
AV	1	3.1000	2.3000	0.88	W	A
BE	1	3.4600	0.1800	0.99	A	A
BM	1	3.5700	0.7300	1.02	A	A
BU	1	2.9280	0.2000	0.83	A	W
BX	1	3.8700	0.6200	1.10	A	A
CH	1	3.5220	0.3890	1.00	A	A
CN	1	3.8000	0.2000	1.08		A
FL	1	4.9000	0.7000	1.40	A	A
GA	1	3.3040	0.4126	0.94	W	A
GE	1	3.6650	0.3870	1.04	A	A
GT	1	3.5000	0.7000	1.00	A	A
ID	1	3.4670	0.1830	0.99	A	A
IS	1	5.6500	1.2500	1.61	W	W
IT	1	3.3000	0.3500	0.94	A	A
KE	1	4.8100	0.1300	1.37		A
KO	1	3.6900	0.1400	1.05		A
KR	1	4.7000	1.5000	1.34		A
KS	1	3.3000	0.1000	0.94	W	A
LA	1	3.2070	0.2974	0.91	A	A
LA	3	3.2160	0.3080	0.92	A	A
LA	2	3.3170	0.3062	0.94	A	A
LV	1	2.4300	0.4400	0.69	W	N
MH	1	3.8500	0.5200	1.10		A
NA	1	3.3500	0.3600	0.95		A
NJ	5	3.8800	0.7400	1.11	A	A
NJ	3	4.7000	1.4400	1.34	A	A
NJ	2	4.8100	0.8100	1.37	A	A
NJ	1	4.9600	3.8500	1.41	A	A

Values for elemental Uranium are reported in micrograms/filter, g or mL pCi/g or mL =Bq x 0.027

Evaluation: A=Acceptable, W=Acceptable with Warning, N=Not Acceptable

If the evaluation system is not appropriate for the types of analyses performed in your lab, apply site specific evaluation.

QAP 58 Results by Nuclide

Matrix: VE Vegetation Bq / kg
Radionuclide: AM241

EML Value: 3.5100
EML Error: 0.1300

Labcode	Test Number	Reported Value	Reported Error	Reported EML	QAP 56 Evaluation	Evaluation
NJ	4	4.1100	0.8900	1.17	A	A
NZ	1	2.9200	0.6400	0.83		W
OT	1	3.3000	0.3000	0.94	A	A
RB	1	2.4600	0.2000	0.70	A	N
RS	1	4.8100	0.6900	1.37		A
RU	1	3.7000	0.6000	1.05	A	A
SD	1	3.7100	0.3800	1.06	A	A
SI	1	3.9000	0.3000	1.11	A	A
SK	1	5.5600	0.5700	1.58		W
SN	1	3.1300	1.1700	0.89	W	A
SR	1	3.1550	0.5110	0.90	A	A
SV	1	3.6800	0.3500	1.05	A	A
SW	1	4.4180	3.1580	1.26		A
TE	1	3.1000	0.2000	0.88	A	A
TN	1	2.9600	0.5800	0.84	A	W
TO	1	3.4860	0.8660	0.99	A	A
TX	1	3.2100	0.4700	0.92		A
UC	1	3.9700	4.2100	1.13		A
UY	1	4.4600	0.9700	1.27	W	A
WA	1	1.9600	0.3600	0.56	W	N
WC	1	3.5400	1.1000	1.01	A	A
WE	1	3.6850	0.9000	1.05		A
WI	2	3.6450	0.6168	1.04	A	A
WI	1	3.9170	0.6857	1.12	A	A
WI	3	3.8420	0.6797	1.10	A	A
YA	1	3.4870	0.0650	0.99		A
ZC	1	3.1000	0.3300	0.88	W	A
ZC	3	3.2100	0.4200	0.92	W	A
ZC	2	3.0000	0.3200	0.86	W	W

Total Number Reported: 63

Values for elemental Uranium are reported in micrograms/filter, g or mL pCi/g or mL =Bq x 0.027

Evaluation: A=Acceptable, W=Acceptable with Warning, N=Not Acceptable

If the evaluation system is not appropriate for the types of analyses performed in your lab, apply site specific evaluation.

QAP 58 Results by Nuclide

Matrix: VE Vegetation Bq / kg
Radionuclide: CM244

EML Value: 2.0100
EML Error: 0.1000

Labcode	Test Number	Reported Value	Reported Error	Reported EML	QAP 56 Evaluation	Evaluation
AC	1	2.1000	0.2000	1.04		A
AG	1	1.6800	0.3300	0.84		A
AI	1	1.7400	0.9000	0.87	A	A
AU	1	1.3200	0.3400	0.66	A	W
BE	1	1.8500	0.1200	0.92	A	A
BU	1	1.5510	0.0900	0.77	A	W
BX	1	2.3800	0.4500	1.18	A	A
CH	1	1.9450	0.2018	0.97	A	A
GA	1	2.2210	0.3200	1.11	A	A
GE	1	2.0620	0.2630	1.03	A	A
IS	1	4.8500	1.1500	2.41	A	N
IT	1	1.8400	0.2200	0.92	A	A
KO	1	1.9300	0.0900	0.96		A
OT	1	1.5000	0.2000	0.75	A	W
SD	1	1.9000	0.2800	0.94	W	A
SN	1	1.7200	0.8420	0.86	N	A
SR	1	2.3490	0.4260	1.17	A	A
SW	1	6.4860	3.9290	3.23		N
TE	1	1.4000	0.5000	0.70	W	W
TN	1	1.9200	0.4500	0.95	A	A
TO	1	1.9000	0.5960	0.94	A	A
UY	1	1.5600	0.5400	0.78	N	W
WA	1	1.2800	0.2900	0.64	W	W
WC	1	2.3000	0.9000	1.14	A	A
WE	1	1.8830	0.5000	0.94		A
WI	1	2.0330	0.4268	1.01		A
WI	3	1.8060	0.3982	0.90		A
WI	2	2.1390	0.4177	1.06		A
YA	1	2.0500	0.0460	1.02		A

Total Number Reported: 29

Values for elemental Uranium are reported in micrograms/filter, g or mL pCi/g or mL =Bq x 0.027

Evaluation: A=Acceptable, W=Acceptable with Warning, N=Not Acceptable

If the evaluation system is not appropriate for the types of analyses performed in your lab, apply site specific evaluation.

QAP 58 Results by Nuclide

Matrix: VE Vegetation Bq / kg
Radionuclide: CO60

EML Value: 12.1000
EML Error: 0.7000

Labcode	Test Number	Reported Value	Reported Error	Reported EML	QAP 56 Evaluation	Evaluation
AC	1	16.0000	2.0000	1.32	W	W
AG	1	12.1000	2.5000	1.00	A	A
AI	1	11.3000	4.3000	0.93	N	A
AM	1	14.1200	0.9000	1.17	A	A
AT	1	12.9980	1.4340	1.07	A	A
AU	1	13.0000	2.1000	1.07	A	A
AV	1	15.1000	2.1000	1.25	A	W
BE	1	12.0000	2.0000	0.99	A	A
BM	1	14.0000	2.1800	1.16	A	A
BN	1	14.9000	2.1000	1.23	A	W
BU	1	12.3000	0.8000	1.02	A	A
BX	1	14.8000	2.0000	1.22	A	W
CD	1	15.0000	2.0000	1.24	A	W
CE	1	17.5000	2.7100	1.45	A	N
CF	2	11.8400	1.5100	0.98	A	A
CF	3	12.2900	0.8100	1.02	A	A
CF	1	12.7000	2.2400	1.05	A	A
CG	1	14.0000	3.0000	1.16	A	A
CH	1	13.7760	2.5420	1.14	A	A
CN	1	13.0000	0.5000	1.07	A	A
CO	3	12.0000	2.0000	0.99	A	A
CO	1	11.0000	2.0000	0.91	A	A
CO	2	13.0000	1.0000	1.07	A	A
CR	1	17.0000	3.0000	1.40	A	W
CS	1	13.0500	5.4300	1.08	A	A
CU	1	15.5000	1.5000	1.28	W	W
CW	1	12.9800	0.3200	1.07		A
EG	1	10.5000	3.0000	0.87	W	W
FL	1	13.5000	0.6000	1.12	A	A
FN	1	13.5000	1.0000	1.12	A	A
FU	1	13.3900	0.9600	1.11	A	A
GA	1	13.2000	4.4000	1.09	W	A
GC	1	16.7000	4.6000	1.38	W	W
GC	3	11.5900	1.9000	0.96	W	A

Values for elemental Uranium are reported in micrograms/filter, g or mL pCi/g or mL =Bq x 0.027

Evaluation: A=Acceptable, W=Acceptable with Warning, N=Not Acceptable

If the evaluation system is not appropriate for the types of analyses performed in your lab, apply site specific evaluation.

QAP 58 Results by Nuclide

Matrix: VE Vegetation Bq / kg
Radionuclide: CO60

EML Value: 12.1000
EML Error: 0.7000

Labcode	Test Number	Reported Value	Reported Error	Reported EML	QAP 56 Evaluation	Evaluation
GC	2	15.4200	3.2000	1.27	W	W
GE	1	13.9740	2.1280	1.15	A	A
GT	1	15.0000	2.0000	1.24	W	W
HU	1	11.2300	0.8300	0.93	A	A
HV	1	14.0000	0.6000	1.16		A
HV	2	14.0000	0.8000	1.16		A
ID	1	10.8670	0.6240	0.90	A	W
IN	1	12.7000	0.7900	1.05	A	A
IO	1	15.1000	4.6000	1.25		W
IS	1	11.5000	2.9000	0.95	A	A
IT	1	14.6000	1.4200	1.21	A	A
KE	1	12.4100	0.0800	1.03		A
KO	1	13.3300	0.7300	1.10		A
KR	1	10.0000	2.0000	0.83	A	W
KS	1	15.1000	0.2000	1.25	A	W
KT	1	12.3100	1.7400	1.02		A
LA	2	13.8000	1.7000	1.14	A	A
LA	1	10.6000	1.4000	0.88	A	W
LA	3	13.2000	1.8000	1.09	A	A
LB	1	14.0000	2.0000	1.16	A	A
LV	1	12.7000	0.5000	1.05	N	A
ME	1	16.8000	0.8000	1.39	A	W
ME	2	19.2000	2.3000	1.59	A	N
ME	3	20.5000	0.9000	1.69	A	N
MH	1	12.3000	0.5000	1.02		A
NA	1	12.6500	0.2900	1.04	A	A
NJ	5	15.2000	0.9000	1.26	A	W
NJ	1	14.9000	1.3000	1.23	A	W
NJ	2	15.4000	0.7000	1.27	A	W
NJ	3	15.4000	0.9000	1.27	A	W
NJ	4	15.9000	0.9000	1.31	A	W
NZ	1	11.7200	0.8100	0.97	N	A
OC	1	14.3000	1.4000	1.18	W	A
OH	1	11.6000	1.5000	0.96	A	A
OT	1	13.0000	2.0000	1.07	A	A

Values for elemental Uranium are reported in micrograms/filter, g or mL pCi/g or mL =Bq x 0.027

Evaluation: A=Acceptable, W=Acceptable with Warning, N=Not Acceptable

If the evaluation system is not appropriate for the types of analyses performed in your lab, apply site specific evaluation.

QAP 58 Results by Nuclide

Matrix: VE Vegetation Bq / kg
Radionuclide: CO60

EML Value: 12.1000
EML Error: 0.7000

Labcode	Test Number	Reported Value	Reported Error	Reported EML	QAP 56 Evaluation	Evaluation
OU	1	14.4000	5.3300	1.19	W	A
PO	1	14.0000	2.0000	1.16	A	A
PS	1	17.8300	2.3700	1.47	N	N
RA	1	11.4000	0.7000	0.94	A	A
RB	1	10.2000	0.8000	0.84	A	W
RI	1	14.3000	1.5500	1.18		A
RS	1	13.5900	1.7400	1.12		A
RU	1	8.0000	1.2000	0.66	W	N
SD	1	12.4000	1.2000	1.02	A	A
SI	1	12.9000	0.3000	1.07	A	A
SK	1	13.9000	0.7000	1.15		A
SK	2	13.3000	0.5000	1.10		A
SN	1	16.3000	5.2400	1.35	A	W
SR	1	12.4000	1.5000	1.02	W	A
SV	1	12.3000	0.5900	1.02	A	A
SW	1	18.7400	1.3840	1.55	N	N
SX	1	12.7200	0.7500	1.05	A	A
SY	1	12.0000	0.6000	0.99	A	A
TE	1	12.6000	0.4000	1.04	W	A
TI	1	14.4000	1.5000	1.19	A	A
TM	1	14.6000	2.3600	1.21	N	A
TN	1	11.7000	5.7000	0.97	A	A
TO	1	15.2000	4.6250	1.26	A	W
TP	1	13.6400	1.3300	1.13	A	A
TQ	1	13.2000	0.3000	1.09	A	A
TW	1	12.6000	0.5100	1.04	A	A
TX	1	14.5000	0.8000	1.20	W	A
UC	1	14.7000	1.1900	1.22	A	A
UY	1	12.6000	2.4000	1.04	A	A
WA	1	13.0000	2.0000	1.07	A	A
WC	1	15.2000	2.5000	1.26	A	W
WE	1	13.4530	3.3600	1.11	A	A
WI	3	12.3000	1.8600	1.02	W	A
WI	2	11.9000	1.8300	0.98	W	A
WI	1	10.9000	1.6600	0.90	W	A

Values for elemental Uranium are reported in micrograms/filter, g or mL pCi/g or mL =Bq x 0.027

Evaluation: A=Acceptable, W=Acceptable with Warning, N=Not Acceptable

If the evaluation system is not appropriate for the types of analyses performed in your lab, apply site specific evaluation.

QAP 58 Results by Nuclide

Matrix: VE Vegetation Bq / kg
Radionuclide: CO60

EML Value: 12.1000
EML Error: 0.7000

Labcode	Test Number	Reported Value	Reported Error	<u>Reported EML</u>	QAP 56 Evaluation	Evaluation
WN	1	14.2000	1.9000	1.17	N	A
WN	2	14.2000	0.7000	1.17	N	A
WN	3	10.7000	1.4000	0.88	N	W
WO	2	12.6000	2.4800	1.04	A	A
WO	1	12.6800	3.3100	1.05	A	A
WT	1	13.2000	2.6000	1.09	W	A
YA	1	13.0200	0.4500	1.08	A	A
YU	1	12.9700	0.6900	1.07	A	A
ZC	2	12.0200	0.7800	0.99	N	A
ZC	1	11.8200	0.6900	0.98	N	A
ZC	3	10.7600	0.6700	0.89	N	W

Total Number Reported: 115

Values for elemental Uranium are reported in micrograms/filter, g or mL pCi/g or mL =Bq x 0.027
Evaluation: A=Acceptable, W=Acceptable with Warning, N=Not Acceptable
 If the evaluation system is not appropriate for the types of analyses performed in your lab, apply site specific evaluation.

QAP 58 Results by Nuclide

Matrix: VE Vegetation Bq / kg
Radionuclide: CS137

EML Value: 444.0000
EML Error: 22.0000

Labcode	Test Number	Reported Value	Reported Error	Reported EML	QAP 56 Evaluation	Evaluation
AC	1	540.0000	20.0000	1.22	A	W
AG	1	496.0000	82.0000	1.12	W	A
AI	1	470.0000	75.0000	1.06	A	A
AM	1	482.8200	3.2800	1.09	A	A
AT	1	468.3170	52.6500	1.05	A	A
AU	1	433.0000	19.0000	0.98	A	A
AV	1	507.0000	13.0000	1.14	N	A
BA	1	517.2300	79.5800	1.16	A	A
BE	1	475.0000	64.0000	1.07	A	A
BM	1	488.0000	66.0000	1.10	A	A
BN	1	510.6000	10.5000	1.15	A	A
BQ	1	510.0000	50.0000	1.15	A	A
BU	1	450.0000	35.0000	1.01	A	A
BX	1	503.0000	52.0000	1.13	W	A
CD	1	550.0000	20.0000	1.24	A	W
CE	1	539.0000	34.1000	1.21	A	W
CF	3	445.7700	2.1400	1.00	A	A
CF	2	467.5000	3.5100	1.05	A	A
CF	1	478.2600	5.1200	1.08	A	A
CG	1	504.0000	29.0000	1.13	A	A
CH	1	529.1000	7.0990	1.19	A	W
CN	1	451.0000	13.0000	1.02	A	A
CO	3	452.0000	13.0000	1.02	A	A
CO	2	459.0000	13.0000	1.03	A	A
CO	1	459.0000	13.0000	1.03	A	A
CR	1	607.0000	11.0000	1.37	A	N
CS	1	454.0000	188.4000	1.02	A	A
CU	1	542.0000	25.0000	1.22	A	W
CW	1	471.0000	9.0000	1.06	A	A
EG	1	435.0000	8.0000	0.98	A	A
FL	1	497.0000	2.0000	1.12	A	A
FN	1	446.0000	39.0000	1.00	A	A
FU	1	482.0400	15.3700	1.09	A	A
GA	1	500.0000	41.0000	1.13	A	A

Values for elemental Uranium are reported in micrograms/filter, g or mL pCi/g or mL =Bq x 0.027

Evaluation: A=Acceptable, W=Acceptable with Warning, N=Not Acceptable

If the evaluation system is not appropriate for the types of analyses performed in your lab, apply site specific evaluation.

QAP 58 Results by Nuclide

Matrix: VE Vegetation Bq / kg
Radionuclide: CS137

EML Value: 444.0000
EML Error: 22.0000

Labcode	Test Number	Reported Value	Reported Error	Reported EML	QAP 56 Evaluation	Evaluation
GC	1	411.5000	20.0000	0.93	W	A
GC	2	408.9000	19.8000	0.92	W	A
GC	3	392.0000	17.9000	0.88	W	W
GE	1	474.8330	48.7170	1.07	A	A
GT	1	470.0000	44.0000	1.06	N	A
HU	1	398.0000	23.0000	0.90	A	W
HV	1	500.0000	10.0000	1.13		A
HV	2	500.0000	8.0000	1.13		A
ID	1	416.2670	20.8810	0.94	A	A
IN	1	498.0000	20.0000	1.12	A	A
IO	1	504.4000	81.6000	1.14	A	A
IS	1	469.0000	61.0000	1.06	A	A
IT	1	541.0000	32.2000	1.22	W	W
KE	1	492.4100	2.4100	1.11		A
KO	1	489.4000	8.6500	1.10		A
KR	1	465.0000	1.8000	1.05	A	A
KS	1	474.5000	5.7000	1.07	A	A
KT	1	472.1000	16.8000	1.06		A
LA	1	436.0000	48.0000	0.98	A	A
LA	2	434.0000	48.0000	0.98	A	A
LA	3	434.0000	48.0000	0.98	A	A
LB	1	519.0000	43.0000	1.17	A	A
LV	1	463.0000	15.0000	1.04	A	A
ME	1	566.0000	15.0000	1.27	W	W
ME	2	573.0000	15.7000	1.29	W	W
ME	3	570.0000	14.5000	1.28	W	W
MH	1	462.8000	7.0000	1.04		A
NA	1	494.0000	8.0000	1.11	A	A
NJ	1	555.0000	26.0000	1.25	A	W
NJ	2	551.0000	30.0000	1.24	A	W
NJ	3	548.0000	26.0000	1.23	A	W
NJ	4	548.0000	26.0000	1.23	A	W
NJ	5	555.0000	26.0000	1.25	A	W
NR	1	460.3000	92.1000	1.04	A	A
NZ	1	455.0000	16.0000	1.02	N	A

Values for elemental Uranium are reported in micrograms/filter, g or mL pCi/g or mL =Bq x 0.027

Evaluation: A=Acceptable, W=Acceptable with Warning, N=Not Acceptable

If the evaluation system is not appropriate for the types of analyses performed in your lab, apply site specific evaluation.

QAP 58 Results by Nuclide

Matrix: VE Vegetation Bq / kg
Radionuclide: CS137

EML Value: 444.0000
EML Error: 22.0000

Labcode	Test Number	Reported Value	Reported Error	Reported EML	QAP 56 Evaluation	Evaluation
OC	1	502.0000	50.0000	1.13	A	A
OH	1	408.1000	4.6000	0.92	A	A
OT	1	515.0000	7.0000	1.16	A	A
OU	1	479.0000	36.3000	1.08	W	A
PO	1	464.0000	23.0000	1.04	A	A
PS	1	673.3300	8.4000	1.52	N	N
RA	1	449.0000	30.0000	1.01	A	A
RB	1	100.3000	8.0000	0.23	A	N
RI	1	526.0000	6.7900	1.18	A	A
RS	1	46.6000	1.7300	0.10		N
RU	1	405.0000	60.8000	0.91	A	A
SD	1	462.0000	30.0000	1.04	W	A
SI	1	471.0000	10.0000	1.06	A	A
SK	1	528.0000	22.0000	1.19		A
SK	2	536.0000	17.0000	1.21		W
SN	1	513.0000	62.0000	1.15	A	A
SR	1	440.0000	45.0000	0.99	A	A
SV	1	490.0000	20.0000	1.10	A	A
SW	1	686.0000	39.5900	1.54	N	N
SX	1	464.9100	24.5600	1.05	A	A
SY	1	425.0000	31.0000	0.96	N	A
TE	1	449.7000	6.2000	1.01	A	A
TI	1	522.0000	6.4000	1.18	A	A
TM	1	487.0000	34.6000	1.10	A	A
TN	1	370.0000	37.0000	0.83	W	W
TO	1	569.0000	68.4700	1.28	A	W
TP	1	478.6300	2.0600	1.08	A	A
TQ	1	498.0000	6.4000	1.12	A	A
TW	1	463.0000	4.8600	1.04	A	A
TX	1	485.0000	13.0000	1.09	W	A
UC	1	525.0000	5.0000	1.18	W	A
UY	1	419.0000	43.0000	0.94	A	A
WA	1	437.0000	22.0000	0.98	A	A
WC	1	478.0000	81.0000	1.08	A	A
WE	1	476.1300	95.2300	1.07	A	A

Values for elemental Uranium are reported in micrograms/filter, g or mL pCi/g or mL =Bq x 0.027

Evaluation: A=Acceptable, W=Acceptable with Warning, N=Not Acceptable

If the evaluation system is not appropriate for the types of analyses performed in your lab, apply site specific evaluation.

QAP 58 Results by Nuclide

Matrix: VE Vegetation Bq / kg
Radionuclide: CS137

EML Value: 444.0000
EML Error: 22.0000

Labcode	Test Number	Reported Value	Reported Error	Reported EML	QAP 56 Evaluation	Evaluation
WI	3	410.0000	51.9000	0.92	W	A
WI	2	389.0000	49.3000	0.88	W	W
WI	1	403.0000	51.0000	0.91	W	A
WN	2	522.0000	17.0000	1.18	N	A
WN	1	529.0000	17.0000	1.19	N	W
WN	3	507.0000	18.0000	1.14	N	A
WO	1	509.9000	58.1300	1.15	A	A
WO	2	515.1000	40.6000	1.16	A	A
WT	1	493.0000	28.0000	1.11	A	A
YA	1	469.1000	13.7000	1.06	A	A
YU	1	461.8000	2.4000	1.04	A	A
ZC	2	455.5400	4.1200	1.03	N	A
ZC	1	457.8400	3.7600	1.03	N	A
ZC	3	459.1200	4.0500	1.03	N	A

Total Number Reported: 118

Values for elemental Uranium are reported in micrograms/filter, g or mL pCi/g or mL =Bq x 0.027
Evaluation: A=Acceptable, W=Acceptable with Warning, N=Not Acceptable
 If the evaluation system is not appropriate for the types of analyses performed in your lab, apply site specific evaluation.

QAP 58 Results by Nuclide

Matrix: VE Vegetation Bq / kg
Radionuclide: K40

EML Value: 1120.0000

EML Error: 60.0000

Labcode	Test Number	Reported Value	Reported Error	Reported EML	QAP 56 Evaluation	Evaluation
AC	1	1200.0000	100.0000	1.07	W	A
AG	1	1140.0000	200.0000	1.02	A	A
AI	1	1331.0000	240.0000	1.19	A	A
AM	1	1213.9000	21.1000	1.08	A	A
AT	1	1175.8330	115.6670	1.05	A	A
AU	1	1130.0000	55.0000	1.01	A	A
AV	1	1320.0000	64.0000	1.18	A	A
BE	1	1241.0000	136.0000	1.11	A	A
BN	1	1392.4000	121.6000	1.24	A	W
BQ	1	920.0000	400.0000	0.82	W	W
BU	1	1110.0000	80.0000	0.99	A	A
BX	1	1240.0000	124.0000	1.11	A	A
CD	1	1385.0000	50.0000	1.24	A	W
CE	1	1470.0000	128.0000	1.31	A	W
CF	3	1112.0601	9.0100	0.99		A
CF	2	1086.3101	13.8000	0.97		A
CF	1	1094.9600	20.1000	0.98		A
CG	1	1252.0000	95.0000	1.12	A	A
CH	1	1337.1801	52.5710	1.19	A	A
CN	1	1140.0000	50.0000	1.02	A	A
CR	1	1520.0000	57.0000	1.36	A	W
CS	1	1175.0000	487.9000	1.05	A	A
CU	1	1229.0000	50.0000	1.10	A	A
CW	1	1150.0000	30.0000	1.03	A	A
EG	1	1160.0000	80.0000	1.04	A	A
FL	1	1254.0000	20.0000	1.12	A	A
FN	1	1087.0000	96.0000	0.97	A	A
FU	1	1267.8000	44.3000	1.13	A	A
GA	1	1262.0000	106.0000	1.13	A	A
GC	3	1200.0000	71.7000	1.07	W	A
GC	1	1167.0000	94.2000	1.04	W	A
GC	2	1233.0000	97.4000	1.10	W	A
GE	1	1332.0000	133.8170	1.19	A	A
GT	1	1250.0000	110.0000	1.12	A	A

Values for elemental Uranium are reported in micrograms/filter, g or mL pCi/g or mL =Bq x 0.027

Evaluation: A=Acceptable, W=Acceptable with Warning, N=Not Acceptable

If the evaluation system is not appropriate for the types of analyses performed in your lab, apply site specific evaluation.

QAP 58 Results by Nuclide

Matrix: VE Vegetation Bq / kg
Radionuclide: K40

EML Value: 1120.0000

EML Error: 60.0000

Labcode	Test Number	Reported Value	Reported Error	Reported EML	QAP 56 Evaluation	Evaluation
HU	1	1018.0000	90.0000	0.91	A	A
ID	1	1043.6700	60.6090	0.93	A	A
IN	1	1390.0000	100.0000	1.24	A	W
IO	1	1168.0000	210.0000	1.04	A	A
IS	1	1170.0000	134.0000	1.04	A	A
IT	1	1387.0000	82.1000	1.24	A	W
KE	1	1168.0500	5.8100	1.04		A
KO	1	1241.0000	34.3000	1.11		A
KR	1	1188.6000	51.8000	1.06	A	A
KS	1	1357.0000	16.3000	1.21	A	A
KT	1	1134.0000	67.2500	1.01		A
LA	2	1027.0000	116.0000	0.92	A	A
LA	1	1060.0000	119.0000	0.95	A	A
LA	3	1022.0000	115.0000	0.91	A	A
LB	1	1314.0000	130.0000	1.17	W	A
LV	1	1150.0000	50.0000	1.03	W	A
ME	2	1576.0000	71.0000	1.41	A	N
ME	3	1569.0000	72.0000	1.40	A	N
ME	1	1476.0000	56.0000	1.32	A	W
MH	1	1318.4000	55.5000	1.18		A
NA	1	1311.0000	22.0000	1.17	A	A
NJ	3	1280.0000	50.0000	1.14	A	A
NJ	2	1290.0000	50.0000	1.15	A	A
NJ	4	1290.0000	40.0000	1.15	A	A
NJ	5	1310.0000	50.0000	1.17	A	A
NJ	1	1300.0000	50.0000	1.16	A	A
NZ	1	1041.0000	76.0000	0.93	N	A
OC	1	1293.0000	129.0000	1.15	W	A
OH	1	1026.0000	33.0000	0.92	A	A
OT	1	1315.0000	100.0000	1.17	A	A
OU	1	1220.0000	210.0000	1.09	A	A
PO	1	1200.0000	70.0000	1.07	N	A
PS	1	1653.7200	51.7900	1.48	N	N
RA	1	1100.0000	130.0000	0.98	A	A
RB	1	1318.0000	105.4000	1.18	W	A

Values for elemental Uranium are reported in micrograms/filter, g or mL pCi/g or mL =Bq x 0.027

Evaluation: A=Acceptable, W=Acceptable with Warning, N=Not Acceptable

If the evaluation system is not appropriate for the types of analyses performed in your lab, apply site specific evaluation.

QAP 58 Results by Nuclide

Matrix: VE Vegetation Bq / kg
Radionuclide: K40

EML Value: 1120.0000
EML Error: 60.0000

Labcode	Test Number	Reported Value	Reported Error	Reported EML	QAP 56 Evaluation	Evaluation
RS	1	1154.0000	47.4400	1.03		A
RU	1	1250.0000	187.5000	1.12	A	A
SD	1	1090.0000	80.0000	0.97	A	A
SI	1	1109.0000	44.0000	0.99	A	A
SK	1	1180.0000	50.0000	1.05		A
SK	2	1200.0000	41.0000	1.07		A
SN	1	1394.0000	151.0000	1.25	A	W
SR	1	1120.0000	106.0000	1.00	A	A
SV	1	1150.0000	54.0000	1.03	A	A
SW	1	1625.0000	74.3700	1.45	N	N
SX	1	1192.3300	58.4600	1.07	A	A
SY	1	1080.0000	64.0000	0.96	N	A
TE	1	1159.0000	38.6000	1.03	A	A
TI	1	1360.0000	31.3000	1.21	A	A
TM	1	1210.0000	118.0000	1.08	A	A
TN	1	938.0000	171.0000	0.84	W	W
TO	1	1425.0000	171.0000	1.27	A	W
TP	1	1162.7600	39.3300	1.04	A	A
TQ	1	1220.0000	18.0000	1.09	A	A
TW	1	1143.0000	27.6600	1.02	A	A
TX	1	1237.0000	31.0000	1.10	A	A
UC	1	1230.0000	34.2000	1.10	A	A
UY	1	1109.0000	128.0000	0.99	A	A
WA	1	118.0000	52.0000	0.10	A	N
WC	1	1270.0000	180.0000	1.13	A	A
WE	1	1159.7000	174.0000	1.03	A	A
WI	2	1210.0000	161.0000	1.08	A	A
WI	1	1170.0000	156.0000	1.04	A	A
WI	3	1180.0000	157.0000	1.05	A	A
WN	1	941.0000	79.0000	0.84	N	W
WN	2	1278.0000	46.0000	1.14	N	A
WN	3	1226.0000	64.0000	1.10	N	A
WO	1	1268.0000	205.0000	1.13	A	A
WO	2	1270.0000	140.0000	1.13	A	A
WT	1	1180.0000	130.0000	1.05	A	A

Values for elemental Uranium are reported in micrograms/filter, g or mL pCi/g or mL =Bq x 0.027

Evaluation: A=Acceptable, W=Acceptable with Warning, N=Not Acceptable

If the evaluation system is not appropriate for the types of analyses performed in your lab, apply site specific evaluation.

QAP 58 Results by Nuclide

Matrix: VE Vegetation Bq / kg
Radionuclide: K40

EML Value: 1120.0000
EML Error: 60.0000

Labcode	Test Number	Reported Value	Reported Error	<u>Reported EML</u>	QAP 56 Evaluation	Evaluation
YA	1	1172.0000	35.0000	1.05	A	A
YU	1	1173.0000	10.0000	1.05	W	A
ZC	3	1145.6500	13.0600	1.02	W	A
ZC	1	1141.3199	11.9500	1.02	W	A
ZC	2	1139.4301	12.0200	1.02	W	A

Total Number Reported: 109

Values for elemental Uranium are reported in micrograms/filter, g or mL pCi/g or mL =Bq x 0.027
Evaluation: A=Acceptable, W=Acceptable with Warning, N=Not Acceptable
If the evaluation system is not appropriate for the types of analyses performed in your lab, apply site specific evaluation.

QAP 58 Results by Nuclide

Matrix: VE Vegetation Bq / kg
Radionuclide: PU238

EML Value: 0.3600
EML Error: 0.0300

Labcode	Test Number	Reported Value	Reported Error	<u>Reported EML</u>	QAP 56 Evaluation	Evaluation
AT	1	0.3370	0.2010	0.94		A
PS	1	0.3900	0.3900	1.08		A
RA	1	0.4200	0.0800	1.17	A	A
WA	1	0.3300	0.1900	0.92	A	A
WE	1	0.5720	0.2000	1.59		W

Total Number Reported: 5

Values for elemental Uranium are reported in micrograms/filter, g or mL pCi/g or mL =Bq x 0.027
Evaluation: A=Acceptable, W=Acceptable with Warning, N=Not Acceptable
 If the evaluation system is not appropriate for the types of analyses performed in your lab, apply site specific evaluation.

QAP 58 Results by Nuclide

Matrix: VE Vegetation Bq / kg
Radionuclide: PU239

EML Value: 5.1700
EML Error: 0.5200

Labcode	Test Number	Reported Value	Reported Error	Reported EML	QAP 56 Evaluation	Evaluation
AC	1	1.5000	0.6000	0.29		N
AG	1	5.6900	0.8300	1.10	A	A
AI	1	3.9400	0.8100	0.76	A	W
AM	1	5.7700	1.5700	1.12	W	A
AT	1	4.8550	0.8670	0.94	N	A
AU	1	4.8800	0.6800	0.94	W	A
BE	1	5.1100	0.3700	0.99	A	A
BM	1	4.7300	0.6900	0.92	A	A
BU	1	4.4090	0.2000	0.85	A	A
BX	1	4.8800	0.6900	0.94	A	A
CH	1	4.9310	0.5069	0.95	A	A
GA	1	6.0110	0.6180	1.16	W	W
GE	1	5.1680	0.4860	1.00	A	A
GT	1	6.2000	1.3000	1.20	A	W
ID	1	4.5070	0.2750	0.87	A	A
IS	1	4.7800	1.0800	0.93	A	A
IT	1	0.3700	0.0600	0.07	A	N
KO	1	4.9000	0.1700	0.95		A
LA	3	4.6800	0.5577	0.90	A	A
LA	1	5.1850	0.6188	1.00	A	A
LA	2	5.0040	0.5949	0.97	A	A
NA	1	5.2900	0.3100	1.02	A	A
OT	1	4.7000	0.6000	0.91	A	A
PS	1	5.1100	1.4700	0.99	A	A
RA	1	5.1000	0.8000	0.99	A	A
SD	1	4.7700	0.3500	0.92	N	A
SN	1	5.4500	1.6000	1.05	A	A
SR	1	4.7800	0.7400	0.93	A	A
SW	1	4.9140	3.3030	0.95		A
TE	1	4.8000	0.4000	0.93	A	A
TN	1	5.7100	0.7500	1.10	W	A
TO	1	6.9260	1.4100	1.34	A	N
TX	1	4.8700	0.3600	0.94	A	A
UY	1	4.9900	1.0000	0.96	A	A

Values for elemental Uranium are reported in micrograms/filter, g or mL pCi/g or mL =Bq x 0.027

Evaluation: A=Acceptable, W=Acceptable with Warning, N=Not Acceptable

If the evaluation system is not appropriate for the types of analyses performed in your lab, apply site specific evaluation.

QAP 58 Results by Nuclide

Matrix: VE Vegetation Bq / kg
Radionuclide: PU239

EML Value: 5.1700
EML Error: 0.5200

Labcode	Test Number	Reported Value	Reported Error	<u>Reported EML</u>	QAP 56 Evaluation	Evaluation
WA	1	5.2900	0.5600	1.02	W	A
WC	1	5.0400	1.3000	0.98	A	A
WE	1	4.9550	1.0760	0.96		A
WI	1	5.1200	0.9510	0.99	N	A
WI	2	5.0560	0.9274	0.98	N	A
WI	3	5.2740	0.9998	1.02	N	A
YA	1	5.0500	0.0900	0.98		A

Total Number Reported: 41

Values for elemental Uranium are reported in micrograms/filter, g or mL pCi/g or mL =Bq x 0.027
Evaluation: A=Acceptable, W=Acceptable with Warning, N=Not Acceptable
If the evaluation system is not appropriate for the types of analyses performed in your lab, apply site specific evaluation.

QAP 58 Results by Nuclide

Matrix: VE Vegetation Bq / kg
Radionuclide: SR90

EML Value: 650.0000
EML Error: 27.0000

Labcode	Test Number	Reported Value	Reported Error	Reported EML	QAP 56 Evaluation	Evaluation
AC	1	300.0000	20.0000	0.46		N
AG	1	510.0000	120.0000	0.79	A	A
AI	1	707.0000	50.0000	1.09	N	A
AM	1	505.1300	30.6800	0.78	W	A
AT	1	543.7150	31.9010	0.84	A	A
AU	1	515.0000	22.0000	0.79	A	A
BE	1	626.0000	33.0000	0.96	A	A
BM	1	616.4000	27.7000	0.95	A	A
BU	1	631.4500	31.0000	0.97	A	A
BX	1	544.0000	19.0000	0.84	N	A
CG	1	608.0000	49.0000	0.94	A	A
CH	1	548.4500	15.0900	0.84	A	A
GA	1	580.9000	55.8700	0.89		A
GE	1	611.1780	5.2290	0.94	A	A
GT	1	540.0000	20.0000	0.83	W	A
ID	1	457.3330	24.7430	0.70	A	W
IO	1	497.0000	20.0000	0.76		A
IS	1	634.0000	128.0000	0.98	A	A
IT	1	658.0000	67.7000	1.01	A	A
KE	1	624.8600	1.8400	0.96		A
KO	1	631.0000	6.9300	0.97		A
KR	1	590.5000	5.0000	0.91	A	A
KT	1	610.6460	16.0430	0.94		A
NA	1	541.0000	7.0000	0.83	W	A
OT	1	534.0000	16.0000	0.82	W	A
OU	1	836.0000	84.0000	1.29		N
PS	1	598.0600	15.8000	0.92	A	A
RA	1	580.0000	120.0000	0.89	A	A
RB	1	598.6000	45.5000	0.92	W	A
RI	1	412.0000	4.7400	0.63	N	W
SN	1	397.0000	11.1000	0.61	A	W
SR	1	776.0000	70.0000	1.19	N	W
SV	1	448.9000	1.0000	0.69	W	W
TE	1	659.7000	50.4000	1.01	W	A

Values for elemental Uranium are reported in micrograms/filter, g or mL pCi/g or mL =Bq x 0.027

Evaluation: A=Acceptable, W=Acceptable with Warning, N=Not Acceptable

If the evaluation system is not appropriate for the types of analyses performed in your lab, apply site specific evaluation.

QAP 58 Results by Nuclide

Matrix: VE Vegetation Bq / kg
Radionuclide: SR90

EML Value: 650.0000
EML Error: 27.0000

Labcode	Test Number	Reported Value	Reported Error	<u>Reported EML</u>	QAP 56 Evaluation	Evaluation
TI	1	498.3000	5.6000	0.77	A	A
TN	1	618.0000	62.0000	0.95	A	A
TO	1	620.4000	13.8800	0.95	A	A
TX	1	538.0000	22.0000	0.83	A	A
UY	1	625.0000	25.0000	0.96	A	A
WA	1	653.0000	15.0000	1.00	A	A
WC	1	548.0000	77.0000	0.84	W	A
WE	1	593.2000	66.6000	0.91	A	A
WI	3	510.1000	40.2200	0.79	A	A
WI	1	545.2000	49.5700	0.84	A	A
WI	2	529.0000	38.0300	0.81	A	A
YA	1	545.3000	19.8000	0.84		A
YU	1	434.0000	65.0000	0.67		W
ZC	2	635.9400	8.8000	0.98		A
ZC	1	645.3700	9.4000	0.99		A
ZC	3	625.8400	8.8000	0.96		A

Total Number Reported: 50

Values for elemental Uranium are reported in micrograms/filter, g or mL pCi/g or mL =Bq x 0.027
Evaluation: A=Acceptable, W=Acceptable with Warning, N=Not Acceptable
 If the evaluation system is not appropriate for the types of analyses performed in your lab, apply site specific evaluation.

QAP 58 Results by Nuclide

Matrix: WA Water Bq / L
Radionuclide: AM241

EML Value: 2.1300
EML Error: 0.1500

Labcode	Test Number	Reported Value	Reported Error	Reported EML	QAP 56 Evaluation	Evaluation
AC	1	2.1000	0.1000	0.99		A
AF	1	2.3300	0.1780	1.09	A	A
AG	1	2.1200	0.3000	1.00	A	A
AI	1	1.7000	0.1000	0.80	N	W
AM	1	2.2900	0.1900	1.08	A	A
AN	1	2.2000	0.1000	1.03	A	A
AT	1	2.2650	0.4870	1.06	A	A
AU	1	2.0800	0.2400	0.98	A	A
AV	1	2.4000	0.3700	1.13		A
BE	1	2.3300	0.1000	1.09	A	A
BM	1	2.3800	0.3600	1.12	A	A
BU	1	2.0690	0.1200	0.97	A	A
BX	1	2.2600	0.2000	1.06	A	A
CB	1	2.3600	0.7200	1.11	A	A
CH	1	2.2560	0.2656	1.06	A	A
CR	1	2.2000	0.1000	1.03	A	A
CW	1	2.2000	0.0520	1.03		A
DH	1	2.5000	0.3500	1.17		A
EC	1	2.2300	0.3710	1.05	A	A
EC	5	2.5500	0.3890	1.20	A	W
EC	4	2.4600	0.3790	1.15	A	A
EC	2	2.1800	0.3660	1.02	A	A
EC	3	2.6100	0.4030	1.23	A	W
EG	1	2.2600	0.1200	1.06	A	A
FL	1	3.0000	0.5800	1.41	A	W
FM	1	1.5000	0.5000	0.70	W	N
FR	1	2.2500	0.4500	1.06		A
GA	1	2.2620	0.1588	1.06	A	A
GE	1	2.2000	0.1610	1.03	A	A
GT	1	2.2000	0.4000	1.03	A	A
IN	1	2.3000	0.4000	1.08	A	A
IO	1	2.7000	1.0000	1.27	A	W
IS	1	1.9500	0.2300	0.92	A	A
IT	1	2.3400	0.2000	1.10	A	A

Values for elemental Uranium are reported in micrograms/filter, g or mL pCi/g or mL =Bq x 0.027

Evaluation: A=Acceptable, W=Acceptable with Warning, N=Not Acceptable

If the evaluation system is not appropriate for the types of analyses performed in your lab, apply site specific evaluation.

QAP 58 Results by Nuclide

Matrix: WA Water Bq / L
Radionuclide: AM241

EML Value: 2.1300
EML Error: 0.1500

Labcode	Test Number	Reported Value	Reported Error	Reported EML	QAP 56 Evaluation	Evaluation
KO	1	2.4010	0.0680	1.13		A
KR	1	1.3000	0.3000	0.61	A	N
KS	1	2.5000	0.3000	1.17	W	A
LA	3	1.9520	0.2940	0.92	A	A
LA	2	2.0080	0.3049	0.94	A	A
LA	1	2.1820	0.3296	1.02	A	A
LB	1	2.1000	0.3000	0.99		A
LL	1	2.2600	0.1580	1.06	A	A
LV	1	2.3800	0.2700	1.12	A	A
LW	1	2.1600	0.2550	1.01	A	A
ME	2	2.2000	0.3000	1.03	W	A
ME	1	2.0000	0.2000	0.94	W	A
MI	2	2.6580	0.2070	1.25	A	W
MI	1	2.5800	0.2040	1.21	A	W
ML	1	2.0040	0.1000	0.94		A
MS	1	1.9400	0.1900	0.91		A
NJ	2	2.5700	0.7400	1.21	A	W
NJ	1	1.3500	1.1000	0.63	A	N
NJ	5	1.6800	2.0000	0.79	A	N
NJ	4	1.8200	0.5000	0.85	A	W
NJ	3	1.7700	2.2600	0.83	A	W
NM	1	2.3400	0.1200	1.10	A	A
NQ	1	2.2320	0.1400	1.05	W	A
NZ	1	2.4800	0.3900	1.16	A	A
OB	1	2.0500	0.3550	0.96	A	A
OD	1	2.2400	0.1800	1.05	A	A
OT	1	2.3000	0.1000	1.08	W	A
OU	1	0.5500	0.0570	0.26		N
RB	1	2.3600	0.1900	1.11	A	A
RI	1	2.7000	0.2400	1.27	N	W
RS	1	3.3000	0.7900	1.55		N
SB	1	1.2100	0.4500	0.57	A	N
SD	1	2.3300	0.0600	1.09	A	A
SI	1	2.3100	0.2200	1.09	A	A
SK	1	2.1900	0.2300	1.03	A	A

Values for elemental Uranium are reported in micrograms/filter, g or mL pCi/g or mL =Bq x 0.027

Evaluation: A=Acceptable, W=Acceptable with Warning, N=Not Acceptable

If the evaluation system is not appropriate for the types of analyses performed in your lab, apply site specific evaluation.

QAP 58 Results by Nuclide

Matrix: WA Water Bq / L
Radionuclide: AM241

EML Value: 2.1300
EML Error: 0.1500

Labcode	Test Number	Reported Value	Reported Error	Reported EML	QAP 56 Evaluation	Evaluation
SN	1	2.3600	0.3500	1.11	A	A
SR	1	2.3400	0.3300	1.10	A	A
SW	1	2.2050	0.1935	1.03	A	A
TE	1	2.0000	0.1000	0.94	A	A
TI	1	2.4000	0.3200	1.13	A	A
TM	1	2.4800	0.2100	1.16	A	A
TN	1	2.2500	0.2300	1.06	A	A
TO	1	2.1990	0.3260	1.03	A	A
TT	1	2.2000	0.3000	1.03	A	A
TX	1	2.3700	0.0500	1.11		A
UC	1	2.4500	0.9700	1.15		A
US	1	2.5020	1.6350	1.17	A	A
UY	1	1.6200	0.1600	0.76	W	N
WA	1	2.0000	0.2000	0.94	W	A
WC	1	2.0300	0.3500	0.95	W	A
WE	1	2.1140	0.4000	0.99	W	A
WI	1	2.1200	0.3441	1.00	W	A
WI	2	1.9340	0.2851	0.91	W	A
WI	3	1.9020	0.2952	0.89	W	W
YA	1	2.1580	0.0470	1.01	A	A
YU	1	3.0000	1.8000	1.41		W
ZC	1	1.9500	0.0600	0.92	W	A

Total Number Reported: 91

Values for elemental Uranium are reported in micrograms/filter, g or mL pCi/g or mL =Bq x 0.027
Evaluation: A=Acceptable, W=Acceptable with Warning, N=Not Acceptable
 If the evaluation system is not appropriate for the types of analyses performed in your lab, apply site specific evaluation.

QAP 58 Results by Nuclide

Matrix: WA Water Bq / L
Radionuclide: Bq U

EML Value: 4.2900
EML Error: 0.3900

Labcode	Test Number	Reported Value	Reported Error	Reported EML	QAP 56 Evaluation	Evaluation
AF	1	4.3300	0.2600	1.01	A	A
AG	1	4.6200	0.6700	1.08		A
AI	1	3.9000	0.2000	0.91	A	A
AT	1	4.5610	0.4640	1.06	A	A
BU	1	4.4990	0.2300	1.05	A	A
FG	1	4.9300	0.1000	1.15	A	A
HT	1	4.7500	0.3000	1.11	A	A
IO	1	4.6900	0.0400	1.09	A	A
KO	1	4.3970	0.1220	1.02		A
KT	1	4.0358	0.1784	0.94		A
NJ	2	4.6200	0.3000	1.08	A	A
NJ	1	4.2900	0.3000	1.00	A	A
NJ	3	4.6600	0.3300	1.09	A	A
NJ	4	4.5500	0.3000	1.06	A	A
OH	1	4.3800	0.7800	1.02	W	A
OT	1	4.7000	0.2000	1.10	A	A
SD	1	4.4900	0.1900	1.05	A	A
SW	1	4.2210	0.3805	0.98		A
TE	1	5.1000	0.6000	1.19	W	W
UY	1	4.2200	0.4500	0.98	A	A
WA	1	4.4400	0.2800	1.03	A	A
WI	2	4.2840	0.4388	1.00	W	A
WI	1	4.5800	0.4797	1.07	W	A
WI	3	4.4300	0.4608	1.03	W	A
WO	2	4.1700	0.3800	0.97	W	A
WO	1	3.8300	0.3600	0.89	W	A
WT	1	4.5700	0.7600	1.07	A	A

Total Number Reported: 27

Values for elemental Uranium are reported in micrograms/filter, g or mL pCi/g or mL =Bq x 0.027

Evaluation: A=Acceptable, W=Acceptable with Warning, N=Not Acceptable

If the evaluation system is not appropriate for the types of analyses performed in your lab, apply site specific evaluation.

QAP 58 Results by Nuclide

Matrix: WA Water Bq / L
Radionuclide: CO60

EML Value: 234.0000
EML Error: 8.4000

Labcode	Test Number	Reported Value	Reported Error	Reported EML	QAP 56 Evaluation	Evaluation
AC	1	230.0000	10.0000	0.98	A	A
AF	1	225.7000	9.2500	0.96	A	A
AG	1	228.3000	37.7000	0.98	A	A
AI	1	100.5000	15.2000	0.43	A	N
AM	1	225.8400	0.5500	0.96	A	A
AN	1	236.0000	14.0000	1.01	A	A
AT	1	238.1000	20.5330	1.02	A	A
AU	1	235.8000	7.9000	1.01	W	A
AV	1	234.0000	17.0000	1.00	W	A
AW	1	233.0000	18.0000	1.00	A	A
BA	1	231.7300	22.3100	0.99	A	A
BE	1	247.0000	8.0000	1.06	N	A
BM	1	228.0000	4.8400	0.97	A	A
BN	1	232.5000	5.4000	0.99	A	A
BQ	1	217.0000	40.0000	0.93	A	A
BU	1	232.0000	11.0000	0.99	A	A
BX	1	232.0000	14.0000	0.99	A	A
CA	1	228.0000	23.0000	0.97	A	A
CA	2	226.0000	23.0000	0.97	A	A
CB	1	231.3000	8.9000	0.99	A	A
CD	1	225.0000	5.0000	0.96	A	A
CE	1	216.0000	10.6000	0.92	A	A
CF	2	224.8000	1.6900	0.96	A	A
CF	1	223.6500	1.0500	0.96	A	A
CF	3	224.9400	1.8200	0.96	A	A
CG	1	228.0000	2.0000	0.97	A	A
CH	1	236.0300	2.7500	1.01	A	A
CM	1	242.0000	3.6000	1.03	A	A
CM	2	240.0000	3.5000	1.03	A	A
CP	1	214.0000	19.0000	0.92	A	A
CR	1	239.0000	2.0000	1.02	A	A
CS	1	233.7000	17.2200	1.00	A	A
CU	1	245.0000	3.0000	1.05	W	A
CW	1	230.1000	4.2000	0.98	A	A

Values for elemental Uranium are reported in micrograms/filter, g or mL pCi/g or mL =Bq x 0.027

Evaluation: A=Acceptable, W=Acceptable with Warning, N=Not Acceptable

If the evaluation system is not appropriate for the types of analyses performed in your lab, apply site specific evaluation.

QAP 58 Results by Nuclide

Matrix: WA Water Bq / L
Radionuclide: CO60

EML Value: 234.0000
EML Error: 8.4000

Labcode	Test Number	Reported Value	Reported Error	Reported EML	QAP 56 Evaluation	Evaluation
DH	1	222.9000	8.9100	0.95	A	A
EC	1	245.5300	6.6340	1.05	A	A
EC	5	242.7900	6.5640	1.04	A	A
EC	4	244.6800	6.6120	1.05	A	A
EC	2	243.3500	6.5790	1.04	A	A
EC	3	243.7200	6.5890	1.04	A	A
EG	1	240.0000	30.0000	1.03	A	A
EP	1	233.7500	11.5200	1.00	A	A
FE	1	220.4340	4.5550	0.94	A	A
FG	1	219.0000	15.0000	0.94	A	A
FL	1	233.4000	0.5800	1.00	A	A
FM	1	234.0000	4.0000	1.00	A	A
FN	1	236.0000	15.0000	1.01	A	A
FR	1	233.0000	24.0000	1.00		A
GA	1	234.0000	11.0000	1.00	A	A
GC	1	222.9200	6.7000	0.95	A	A
GC	2	220.8400	9.4200	0.94	A	A
GC	3	224.8000	9.5900	0.96	A	A
GD	1	228.0000	8.4000	0.97		A
GE	1	237.6630	21.8050	1.02	A	A
GL	4	233.9880	49.8390	1.00		A
GL	3	235.6530	50.1720	1.01		A
GL	2	236.9110	50.4680	1.01		A
GL	1	231.3610	49.2840	0.99		A
GT	1	240.0000	24.0000	1.03	A	A
HU	1	240.0000	12.5000	1.03	A	A
HV	2	245.0000	8.0000	1.05		A
HV	1	236.0000	10.0000	1.01		A
IL	1	251.5000	2.9000	1.08	A	A
IN	1	243.0000	7.8000	1.04	A	A
IO	1	250.0000	13.1000	1.07	A	A
IS	1	234.0000	21.0000	1.00	A	A
IT	1	227.0000	16.2000	0.97	A	A
IV	1	224.2200	13.5480	0.96		A
JL	1	233.2000	8.5200	1.00	A	A

Values for elemental Uranium are reported in micrograms/filter, g or mL pCi/g or mL =Bq x 0.027

Evaluation: A=Acceptable, W=Acceptable with Warning, N=Not Acceptable

If the evaluation system is not appropriate for the types of analyses performed in your lab, apply site specific evaluation.

QAP 58 Results by Nuclide

Matrix: WA Water Bq / L
Radionuclide: CO60

EML Value: 234.0000
EML Error: 8.4000

Labcode	Test Number	Reported Value	Reported Error	Reported EML	QAP 56 Evaluation	Evaluation
JL	2	230.6000	8.4200	0.99	A	A
JL	3	233.2000	9.1700	1.00	A	A
KA	1	231.5000	34.0700	0.99	A	A
KO	1	240.0000	2.2000	1.03		A
KR	1	113.9000	4.4000	0.49	A	N
KT	1	224.9000	10.6000	0.96		A
LA	2	230.0000	26.0000	0.98	A	A
LA	1	231.0000	26.0000	0.99	A	A
LA	3	236.0000	25.0000	1.01	A	A
LB	1	239.0000	18.0000	1.02	A	A
LL	1	246.0000	20.0000	1.05	A	A
LN	1	212.0000	10.0000	0.91	A	A
LV	1	246.0000	5.0000	1.05	A	A
LW	1	230.0000	4.5000	0.98	W	A
ME	1	247.0000	3.8000	1.06	A	A
ME	2	247.0000	3.8000	1.06	A	A
ME	3	247.0000	3.8000	1.06	A	A
MI	2	248.7130	5.4050	1.06	A	A
MI	1	245.5200	5.3340	1.05	A	A
MS	1	224.0000	22.4000	0.96	A	A
NA	1	227.7000	3.8000	0.97	A	A
NJ	3	227.0000	13.0000	0.97	A	A
NJ	4	228.0000	3.0000	0.97	A	A
NJ	2	231.0000	3.0000	0.99	A	A
NJ	5	228.0000	3.0000	0.97	A	A
NJ	1	229.0000	3.0000	0.98	A	A
NP	1	230.7000	1.3000	0.99	A	A
NQ	1	236.0000	25.6000	1.01	A	A
NR	1	224.7000	44.9000	0.96	A	A
NZ	1	227.0000	13.0000	0.97	A	A
OB	1	216.0000	29.9000	0.92	A	A
OC	1	232.0000	14.0000	0.99	A	A
OD	1	244.9000	5.6800	1.05	A	A
OH	1	224.2000	3.0000	0.96	A	A
OT	1	237.0000	4.0000	1.01	A	A

Values for elemental Uranium are reported in micrograms/filter, g or mL pCi/g or mL =Bq x 0.027

Evaluation: A=Acceptable, W=Acceptable with Warning, N=Not Acceptable

If the evaluation system is not appropriate for the types of analyses performed in your lab, apply site specific evaluation.

QAP 58 Results by Nuclide

Matrix: WA Water Bq / L
Radionuclide: CO60

EML Value: 234.0000
EML Error: 8.4000

Labcode	Test Number	Reported Value	Reported Error	Reported EML	QAP 56 Evaluation	Evaluation
PR	1	240.8300	1.2060	1.03	A	A
PS	1	204.9600	2.0700	0.88	A	W
RB	1	223.7000	17.9000	0.96	A	A
RI	1	234.0000	3.0200	1.00	A	A
RM	1	214.0000	25.0000	0.92	A	A
RS	1	240.3100	6.4900	1.03		A
RU	1	213.0000	32.0000	0.91	A	A
SA	1	236.0000	16.0000	1.01	A	A
SB	1	214.5000	13.7000	0.92	W	A
SD	1	259.0000	13.0000	1.11	W	W
SI	1	236.0000	5.0000	1.01	A	A
SK	1	221.0000	10.0000	0.94	A	A
SK	2	233.0000	7.0000	1.00	A	A
SL	1	212.0000	4.0000	0.91	N	A
SN	1	230.0000	23.8000	0.98	A	A
SR	1	237.0000	14.0000	1.01	A	A
SS	1	249.0000	7.4000	1.06		A
SW	1	228.5000	17.0900	0.98	A	A
SX	1	225.5900	7.5700	0.96	A	A
SY	1	235.4000	8.6000	1.01	A	A
TE	1	221.3000	1.2000	0.95	A	A
TI	1	252.3000	5.4000	1.08	W	A
TM	1	234.0000	31.0000	1.00	A	A
TN	1	224.0000	23.0000	0.96	A	A
TO	1	247.5000	16.6000	1.06	W	A
TP	1	227.0400	3.9900	0.97	A	A
TQ	1	225.3000	4.2000	0.96	A	A
TT	1	217.0000	6.7000	0.93	A	A
TW	1	214.0000	1.9300	0.92	A	A
TX	1	240.2000	2.1000	1.03	A	A
UC	1	254.0000	1.3100	1.09	A	A
US	1	241.3000	38.3400	1.03	A	A
UY	1	235.0000	17.0000	1.00	A	A
WA	1	239.0000	2.0000	1.02	A	A
WC	1	241.0000	18.7000	1.03	A	A

Values for elemental Uranium are reported in micrograms/filter, g or mL pCi/g or mL =Bq x 0.027

Evaluation: A=Acceptable, W=Acceptable with Warning, N=Not Acceptable

If the evaluation system is not appropriate for the types of analyses performed in your lab, apply site specific evaluation.

QAP 58 Results by Nuclide

Matrix: WA Water Bq / L
Radionuclide: CO60

EML Value: 234.0000
EML Error: 8.4000

Labcode	Test Number	Reported Value	Reported Error	Reported EML	QAP 56 Evaluation	Evaluation
WE	1	233.7000	35.0600	1.00	A	A
WI	2	237.0000	31.0000	1.01	A	A
WI	1	242.0000	32.8000	1.03	A	A
WI	3	254.0000	33.2000	1.09	A	A
WN	1	217.8000	4.7000	0.93	A	A
WN	3	221.1000	4.9000	0.94	A	A
WN	2	220.7000	4.4000	0.94	A	A
WO	1	236.2000	46.7500	1.01	A	A
WO	2	236.5000	36.7700	1.01	A	A
WT	1	262.0000	12.0000	1.12	W	W
WV	1	235.3000	2.2400	1.01	A	A
YA	1	219.0000	6.4000	0.94	A	A
YU	1	239.2100	0.8300	1.02	A	A
ZC	1	227.9400	3.1500	0.97	A	A

Total Number Reported: 153

Values for elemental Uranium are reported in micrograms/filter, g or mL pCi/g or mL =Bq x 0.027
Evaluation: A=Acceptable, W=Acceptable with Warning, N=Not Acceptable
 If the evaluation system is not appropriate for the types of analyses performed in your lab, apply site specific evaluation.

QAP 58 Results by Nuclide

Matrix: WA Water Bq / L
Radionuclide: CS134

EML Value: 30.5000
EML Error: 1.0900

Labcode	Test Number	Reported Value	Reported Error	Reported EML	QAP 56 Evaluation	Evaluation
AC	1	30.0000	9.0000	0.98	A	A
AF	1	26.6400	1.8500	0.87	A	W
AG	1	29.0000	4.8000	0.95	A	A
AI	1	12.3000	1.9000	0.40	W	N
AM	1	27.1100	0.2900	0.89	W	W
AN	1	27.8000	2.3000	0.91	A	A
AT	1	27.8130	2.9320	0.91	A	A
AU	1	29.4000	1.6000	0.96	A	A
AV	1	27.5500	0.8600	0.90	W	A
AW	1	28.6000	2.3000	0.94	A	A
BE	1	31.0000	2.0000	1.02	A	A
BN	1	28.7000	2.7000	0.94	A	A
BQ	1	27.0000	3.0000	0.88	A	W
BU	1	30.0000	1.5000	0.98	A	A
BX	1	28.7000	3.0000	0.94	A	A
CA	1	26.0000	2.6000	0.85	A	W
CA	2	27.8000	2.8000	0.91	A	A
CB	1	27.6000	1.0000	0.90	A	A
CD	1	29.0000	1.0000	0.95	A	A
CE	1	29.2000	2.5300	0.96	W	A
CF	1	30.2100	0.2750	0.99	A	A
CF	3	30.9000	0.4820	1.01	A	A
CF	2	29.2200	0.4350	0.96	A	A
CG	1	26.9000	0.8000	0.88	A	W
CH	1	32.8500	1.2100	1.08	A	A
CM	1	28.9000	0.4000	0.95	A	A
CM	2	28.4000	0.4000	0.93	A	A
CP	1	28.2000	3.4000	0.93	A	A
CS	1	28.3400	2.0700	0.93		A
CU	1	29.5000	0.3000	0.97	A	A
CW	1	28.8400	0.8200	0.95	A	A
DH	1	27.5200	2.0700	0.90	A	A
EC	5	29.2300	1.1590	0.96	A	A
EC	1	30.9000	1.1880	1.01	A	A

Values for elemental Uranium are reported in micrograms/filter, g or mL pCi/g or mL =Bq x 0.027

Evaluation: A=Acceptable, W=Acceptable with Warning, N=Not Acceptable

If the evaluation system is not appropriate for the types of analyses performed in your lab, apply site specific evaluation.

QAP 58 Results by Nuclide

Matrix: WA Water Bq / L
Radionuclide: CS134

EML Value: 30.5000
EML Error: 1.0900

Labcode	Test Number	Reported Value	Reported Error	Reported EML	QAP 56 Evaluation	Evaluation
EC	2	29.7100	1.1660	0.97	A	A
EC	4	30.3800	1.2140	1.00	A	A
EC	3	28.8000	1.1690	0.94	A	A
EG	1	30.0000	1.0000	0.98	A	A
EP	1	26.8500	1.6100	0.88	A	W
FE	1	28.2620	0.6390	0.93	A	A
FG	1	28.0000	2.7000	0.92	A	A
FL	1	28.2000	0.2400	0.93	A	A
FM	1	27.8000	0.5000	0.91	A	A
FN	1	29.2000	1.6000	0.96	A	A
FR	1	29.2000	4.4000	0.96		A
GA	1	32.0000	4.0000	1.05		A
GC	3	27.4900	1.3400	0.90	W	A
GC	1	26.3800	1.6200	0.87	W	W
GC	2	26.8500	1.5900	0.88	W	W
GD	1	26.7000	2.9000	0.88		W
GE	1	26.7020	2.8160	0.88	A	W
GL	1	26.9582	5.9200	0.88		W
GL	2	27.5909	6.0606	0.90		A
GL	3	27.1469	5.9644	0.89		W
GL	4	26.6881	6.1642	0.88		W
GT	1	27.0000	2.7000	0.88	N	W
HU	1	31.5000	2.4000	1.03	A	A
HV	2	28.1000	1.4000	0.92		A
HV	1	27.5000	0.7000	0.90		A
IL	1	27.4000	0.4000	0.90	W	W
IN	1	31.6000	1.2000	1.04	A	A
IO	1	29.8000	2.8000	0.98	A	A
IS	1	26.8000	3.3000	0.88	W	W
IT	1	27.3000	2.0400	0.89	A	W
JL	2	25.0800	2.5700	0.82	A	W
JL	3	27.8000	2.5200	0.91	A	A
JL	1	27.7800	3.1300	0.91	A	A
KA	1	28.9300	5.3700	0.95	A	A
KO	1	28.3000	0.5700	0.93		A

Values for elemental Uranium are reported in micrograms/filter, g or mL pCi/g or mL =Bq x 0.027

Evaluation: A=Acceptable, W=Acceptable with Warning, N=Not Acceptable

If the evaluation system is not appropriate for the types of analyses performed in your lab, apply site specific evaluation.

QAP 58 Results by Nuclide

Matrix: WA Water Bq / L
Radionuclide: CS134

EML Value: 30.5000
EML Error: 1.0900

Labcode	Test Number	Reported Value	Reported Error	Reported EML	QAP 56 Evaluation	Evaluation
KR	1	14.6000	1.0000	0.48	A	N
KS	1	27.1000	1.4000	0.89	A	W
KT	1	27.9500	2.6500	0.92		A
LA	3	27.8000	3.1000	0.91	A	A
LA	2	28.9000	3.3000	0.95	A	A
LA	1	29.3000	3.3000	0.96	A	A
LB	1	27.0000	2.0000	0.88	W	W
LL	1	24.6000	3.0000	0.81		W
LN	1	30.0000	3.0000	0.98	A	A
LV	1	28.0000	0.6000	0.92	A	A
LW	1	26.0000	5.1000	0.85	N	W
ME	2	28.0000	0.4000	0.92	A	A
ME	3	28.0000	0.5000	0.92	A	A
ME	1	28.0000	0.4000	0.92	A	A
MI	1	30.4580	0.7070	1.00	A	A
MI	2	31.3180	0.7210	1.03	A	A
MS	1	26.0000	2.6000	0.85	W	W
NA	1	27.6000	0.5000	0.90	A	A
NJ	2	29.2000	1.3000	0.96	A	A
NJ	3	27.6000	1.2000	0.90	A	A
NJ	4	28.1000	1.1000	0.92	A	A
NJ	5	28.5000	1.1000	0.93	A	A
NJ	1	28.8000	1.2000	0.94	A	A
NP	1	28.5000	0.7000	0.93	A	A
NQ	1	30.3000	3.6000	0.99	A	A
NZ	1	28.6000	1.8000	0.94	N	A
OC	1	27.9000	1.7000	0.92	A	A
OH	1	31.4700	1.3300	1.03	A	A
OT	1	29.0000	1.0000	0.95	A	A
PR	1	26.0900	0.6920	0.86	A	W
PS	1	23.9400	0.7100	0.79	W	N
RB	1	28.6000	2.3000	0.94	W	A
RI	1	28.5000	1.4300	0.93	A	A
RM	1	31.0000	4.0000	1.02	A	A
RS	1	31.8500	1.1500	1.04		A

Values for elemental Uranium are reported in micrograms/filter, g or mL pCi/g or mL =Bq x 0.027

Evaluation: A=Acceptable, W=Acceptable with Warning, N=Not Acceptable

If the evaluation system is not appropriate for the types of analyses performed in your lab, apply site specific evaluation.

QAP 58 Results by Nuclide

Matrix: WA Water Bq / L
Radionuclide: CS134

EML Value: 30.5000
EML Error: 1.0900

Labcode	Test Number	Reported Value	Reported Error	Reported EML	QAP 56 Evaluation	Evaluation
RU	1	32.0000	4.8000	1.05	A	A
SA	1	29.0000	1.6000	0.95	A	A
SD	1	33.6000	3.2000	1.10	A	A
SI	1	30.9000	0.6000	1.01	A	A
SK	1	29.4000	2.2000	0.96	A	A
SK	2	28.4000	1.0000	0.93	A	A
SN	1	23.5000	7.1400	0.77	A	N
SR	1	27.1000	1.6000	0.89	A	W
SS	1	27.3000	0.9420	0.89		W
SW	1	26.0300	1.9610	0.85	A	W
SY	1	27.5000	1.2000	0.90	A	A
TE	1	23.3000	1.1000	0.76	W	N
TI	1	31.1000	2.1000	1.02	A	A
TM	1	28.1000	4.3100	0.92	A	A
TN	1	29.7000	3.4000	0.97	A	A
TO	1	31.2500	2.3000	1.02	A	A
TP	1	29.0900	0.6100	0.95	A	A
TQ	1	29.3000	0.6000	0.96	A	A
TT	1	25.3000	1.1000	0.83	A	W
TW	1	26.7000	1.1500	0.88	A	W
TX	1	25.5000	0.4000	0.84	A	W
UC	1	32.6000	0.5870	1.07	A	A
US	1	24.2200	4.4720	0.79	W	N
UY	1	32.0000	2.0000	1.05	A	A
WA	1	25.5000	0.9000	0.84	A	W
WC	1	28.3000	2.5000	0.93	A	A
WE	1	27.9200	4.1900	0.92	A	A
WI	1	29.9000	4.4100	0.98	A	A
WI	3	31.7000	4.3700	1.04	A	A
WI	2	30.2000	4.1300	0.99	A	A
WN	1	25.6000	0.9000	0.84	A	W
WN	3	24.9000	1.0000	0.82	A	W
WN	2	27.0000	0.9000	0.88	A	W
WO	1	29.9500	5.1400	0.98	A	A
WO	2	29.7500	4.1100	0.98	A	A

Values for elemental Uranium are reported in micrograms/filter, g or mL pCi/g or mL =Bq x 0.027

Evaluation: A=Acceptable, W=Acceptable with Warning, N=Not Acceptable

If the evaluation system is not appropriate for the types of analyses performed in your lab, apply site specific evaluation.

QAP 58 Results by Nuclide

Matrix: WA Water Bq / L
Radionuclide: CS134

EML Value: 30.5000
EML Error: 1.0900

Labcode	Test Number	Reported Value	Reported Error	<u>Reported EML</u>	QAP 56 Evaluation	Evaluation
WT	1	34.1000	2.9000	1.12	A	A
WV	1	28.0000	0.7800	0.92	A	A
YA	1	29.3800	0.9400	0.96	A	A
YU	1	31.0000	1.6000	1.02	A	A
ZC	1	28.6600	9.6900	0.94	A	A

Total Number Reported: 144

Values for elemental Uranium are reported in micrograms/filter, g or mL pCi/g or mL =Bq x 0.027
Evaluation: A=Acceptable, W=Acceptable with Warning, N=Not Acceptable
 If the evaluation system is not appropriate for the types of analyses performed in your lab, apply site specific evaluation.

QAP 58 Results by Nuclide

Matrix: WA Water Bq / L
Radionuclide: CS137

EML Value: 63.8000
EML Error: 3.4000

Labcode	Test Number	Reported Value	Reported Error	Reported EML	QAP 56 Evaluation	Evaluation
AC	1	72.0000	2.0000	1.13	W	W
AF	1	61.4200	4.4400	0.96	A	A
AG	1	64.0000	10.3000	1.00	A	A
AI	1	27.1400	4.1300	0.43	A	N
AM	1	64.9600	0.4000	1.02	A	A
AN	1	60.3000	5.3000	0.94	A	A
AT	1	63.4000	8.4200	0.99	A	A
AU	1	65.0000	3.1000	1.02	A	A
AV	1	62.0000	6.2000	0.97	A	A
AW	1	65.8000	5.2000	1.03	A	A
BA	1	63.1200	9.8200	0.99	A	A
BE	1	68.0000	4.0000	1.07	W	A
BM	1	60.3000	4.7400	0.94	A	A
BN	1	65.5000	4.7000	1.03	A	A
BQ	1	57.0000	5.0000	0.89	A	W
BU	1	62.0000	3.0000	0.97	A	A
BX	1	65.9000	6.1000	1.03	A	A
CA	1	64.0000	6.4000	1.00	A	A
CA	2	60.3000	6.0000	0.94	A	A
CB	1	64.0000	4.0000	1.00	A	A
CD	1	63.0000	2.0000	0.99	A	A
CE	1	60.0000	4.5000	0.94	A	A
CF	2	62.2000	0.7700	0.98	A	A
CF	1	60.0100	0.4700	0.94	A	A
CF	3	61.1800	0.8400	0.96	A	A
CG	1	64.7000	1.7000	1.01	A	A
CH	1	66.1500	1.5100	1.04	A	A
CM	1	65.4000	1.4000	1.02	A	A
CM	2	63.9000	1.4000	1.00	A	A
CP	1	65.6000	3.2000	1.03	A	A
CR	1	65.5000	0.9000	1.03	A	A
CS	1	67.3700	5.0800	1.06	W	A
CU	1	58.5000	0.3000	0.92	A	A
CW	1	62.8000	1.9000	0.98	A	A

Values for elemental Uranium are reported in micrograms/filter, g or mL pCi/g or mL =Bq x 0.027

Evaluation: A=Acceptable, W=Acceptable with Warning, N=Not Acceptable

If the evaluation system is not appropriate for the types of analyses performed in your lab, apply site specific evaluation.

QAP 58 Results by Nuclide

Matrix: WA Water Bq / L
Radionuclide: CS137

EML Value: 63.8000
EML Error: 3.4000

Labcode	Test Number	Reported Value	Reported Error	Reported EML	QAP 56 Evaluation	Evaluation
DH	1	59.2000	3.3100	0.93	A	A
EC	4	64.0800	2.5060	1.00	A	A
EC	5	63.4200	2.4830	0.99	A	A
EC	3	62.8600	2.4660	0.99	A	A
EC	2	63.1200	2.4720	0.99	A	A
EC	1	62.9700	2.4690	0.99	A	A
EG	1	64.0000	2.0000	1.00	A	A
EP	1	63.2600	3.6600	0.99	A	A
FE	1	61.9630	1.2120	0.97	A	A
FG	1	62.0000	5.0000	0.97	A	A
FL	1	64.2600	0.4800	1.01	A	A
FM	1	64.0000	1.0000	1.00	A	A
FN	1	61.7000	5.5000	0.97	A	A
FR	1	63.6000	6.4000	1.00		A
GA	1	66.0000	6.0000	1.03	A	A
GC	1	61.5100	3.2600	0.96	A	A
GC	2	63.2700	3.2800	0.99	A	A
GC	3	64.3600	3.0700	1.01	A	A
GD	1	58.6000	4.6000	0.92		A
GE	1	62.7770	6.5120	0.98	A	A
GL	3	61.0870	13.2682	0.96		A
GL	4	63.4550	13.7529	1.00		A
GL	2	61.3830	13.3237	0.96		A
GL	1	62.8630	13.6456	0.99		A
GT	1	59.0000	10.0000	0.93	A	A
HU	1	65.6000	5.0000	1.03	A	A
HV	2	66.7000	3.2000	1.04		A
HV	1	64.8000	1.7000	1.02		A
IL	1	68.5000	1.5000	1.07	A	A
IN	1	65.4000	2.3000	1.02	A	A
IO	1	68.6000	7.2000	1.08	A	A
IS	1	65.9000	7.8000	1.03	A	A
IT	1	63.2000	3.9200	0.99	A	A
IV	1	60.2070	6.7050	0.94		A
JL	1	66.9800	5.3600	1.05	A	A

Values for elemental Uranium are reported in micrograms/filter, g or mL pCi/g or mL =Bq x 0.027

Evaluation: A=Acceptable, W=Acceptable with Warning, N=Not Acceptable

If the evaluation system is not appropriate for the types of analyses performed in your lab, apply site specific evaluation.

QAP 58 Results by Nuclide

Matrix: WA Water Bq / L
Radionuclide: CS137

EML Value: 63.8000
EML Error: 3.4000

Labcode	Test Number	Reported Value	Reported Error	Reported EML	QAP 56 Evaluation	Evaluation
JL	2	59.9000	5.2800	0.94	A	A
JL	3	61.6000	5.7100	0.97	A	A
KA	1	62.2700	10.9800	0.98	A	A
KO	1	64.0000	0.7300	1.00		A
KR	1	30.8000	1.6000	0.48	A	N
KS	1	60.0000	1.7000	0.94	A	A
KT	1	58.3600	2.9900	0.92		A
LA	3	62.0000	6.9000	0.97	A	A
LA	1	62.1000	6.9000	0.97	A	A
LA	2	62.0000	6.9000	0.97	A	A
LB	1	66.0000	4.0000	1.03	A	A
LL	1	65.4000	10.4600	1.02	A	A
LN	1	58.0000	4.0000	0.91	W	A
LV	1	65.5000	2.1000	1.03	A	A
LW	1	64.0000	7.2000	1.00	A	A
ME	2	68.0000	1.5000	1.07	A	A
ME	1	68.0000	1.7000	1.07	A	A
ME	3	68.0000	1.7000	1.07	A	A
MI	2	68.6410	2.9360	1.08	A	A
MI	1	68.0870	2.9130	1.07	A	A
MS	1	61.2000	6.1000	0.96	A	A
NA	1	65.7000	1.1000	1.03	A	A
NJ	1	61.8000	3.7000	0.97	A	A
NJ	5	62.2000	3.0000	0.98	A	A
NJ	4	61.0000	3.3000	0.96	A	A
NJ	2	62.5000	3.3000	0.98	A	A
NJ	3	61.0000	5.2000	0.96	A	A
NM	1	53.8000	9.7000	0.84	W	W
NP	1	61.5000	0.9400	0.96	A	A
NQ	1	64.7000	7.6000	1.01	A	A
NR	1	63.3000	12.7000	0.99	A	A
NZ	1	67.6000	4.1000	1.06	A	A
OB	1	63.5000	12.3000	1.00	A	A
OC	1	63.1000	3.8000	0.99	A	A
OD	1	59.9200	4.0400	0.94	A	A

Values for elemental Uranium are reported in micrograms/filter, g or mL pCi/g or mL =Bq x 0.027

Evaluation: A=Acceptable, W=Acceptable with Warning, N=Not Acceptable

If the evaluation system is not appropriate for the types of analyses performed in your lab, apply site specific evaluation.

QAP 58 Results by Nuclide

Matrix: WA Water Bq / L
Radionuclide: CS137

EML Value: 63.8000
EML Error: 3.4000

Labcode	Test Number	Reported Value	Reported Error	Reported EML	QAP 56 Evaluation	Evaluation
OH	1	66.3000	2.0000	1.04	A	A
OT	1	65.0000	2.0000	1.02	A	A
PR	1	55.4300	0.3150	0.87	A	W
PS	1	55.1200	1.0800	0.86	A	W
RB	1	63.8000	5.1000	1.00	A	A
RI	1	64.0000	2.7500	1.00	A	A
RM	1	64.0000	4.0000	1.00	A	A
RS	1	64.0200	2.7300	1.00		A
RU	1	65.5000	9.8000	1.03	W	A
SA	1	64.0000	3.7000	1.00	A	A
SB	1	57.2000	6.0000	0.90	W	W
SD	1	71.5000	4.9000	1.12	W	W
SI	1	63.5000	1.3000	1.00	A	A
SK	1	62.2000	2.8000	0.98	A	A
SK	2	67.3000	2.3000	1.05	A	A
SL	1	57.0000	2.0000	0.89	A	W
SN	1	52.7000	11.7000	0.83	A	W
SR	1	64.2000	6.8000	1.01	A	A
SS	1	65.1000	3.8400	1.02		A
SW	1	62.7500	6.8080	0.98	A	A
SX	1	61.3600	3.4400	0.96	A	A
SY	1	61.3000	3.1000	0.96	A	A
TE	1	61.4000	0.6000	0.96	A	A
TI	1	71.5000	4.2000	1.12	A	W
TM	1	65.3000	9.6800	1.02	A	A
TN	1	62.3000	6.3000	0.98	A	A
TO	1	68.1500	8.4800	1.07	W	A
TP	1	62.9000	0.6300	0.99	A	A
TQ	1	65.1000	1.4000	1.02	A	A
TT	1	58.5000	4.0000	0.92	A	A
TW	1	58.7000	1.0700	0.92	A	A
TX	1	65.3000	1.4000	1.02	A	A
UC	1	69.4000	1.0100	1.09	A	A
US	1	67.4200	9.4030	1.06	A	A
UY	1	65.0000	6.8000	1.02	A	A

Values for elemental Uranium are reported in micrograms/filter, g or mL pCi/g or mL =Bq x 0.027

Evaluation: A=Acceptable, W=Acceptable with Warning, N=Not Acceptable

If the evaluation system is not appropriate for the types of analyses performed in your lab, apply site specific evaluation.

QAP 58 Results by Nuclide

Matrix: WA Water Bq / L
Radionuclide: CS137

EML Value: 63.8000
EML Error: 3.4000

Labcode	Test Number	Reported Value	Reported Error	Reported EML	QAP 56 Evaluation	Evaluation
WA	1	63.0000	1.9000	0.99	A	A
WC	1	66.3000	9.0000	1.04	A	A
WE	1	63.9000	9.5900	1.00	A	A
WI	3	65.5000	8.8800	1.03	A	A
WI	1	64.3000	9.1600	1.01	A	A
WI	2	62.8000	8.4900	0.98	A	A
WN	2	55.9000	2.4000	0.88	A	W
WN	1	52.2000	2.5000	0.82	A	W
WN	3	60.7000	2.6000	0.95	A	A
WO	1	63.4300	10.1300	0.99	A	A
WO	2	63.4100	8.1200	0.99	A	A
WT	1	65.3000	4.7000	1.02	A	A
WV	1	63.7000	1.1400	1.00	A	A
YA	1	59.6000	1.8000	0.93	A	A
YU	1	64.3700	0.3000	1.01	A	A
ZC	1	60.9500	10.4800	0.95	A	A

Total Number Reported: 155

Values for elemental Uranium are reported in micrograms/filter, g or mL pCi/g or mL =Bq x 0.027
Evaluation: A=Acceptable, W=Acceptable with Warning, N=Not Acceptable
 If the evaluation system is not appropriate for the types of analyses performed in your lab, apply site specific evaluation.

QAP 58 Results by Nuclide

Matrix: WA Water Bq / L
Radionuclide: Gross Alpha

EML Value: 377.5000
EML Error: 10.0000

Labcode	Test Number	Reported Value	Reported Error	Reported EML	QAP 56 Evaluation	Evaluation
AC	1	250.0000	20.0000	0.66	A	W
AG	1	423.0000	62.0000	1.12	N	A
AI	1	448.0000	22.0000	1.19	A	W
AM	1	253.5400	6.9100	0.67	N	W
AT	1	336.2000	19.3400	0.89	A	A
AU	1	360.0000	110.0000	0.95	A	A
AV	1	355.0000	80.0000	0.94	A	A
BE	1	411.0000	41.0000	1.09	W	A
BN	1	325.0000	35.6000	0.86	N	A
BQ	1	523.0000	180.0000	1.38	N	N
BX	1	335.0000	23.0000	0.89	A	A
CA	1	280.0000	30.0000	0.74	A	W
CA	2	285.0000	30.0000	0.75	A	W
CE	1	338.0000	27.5000	0.89	A	A
CH	1	328.7600	38.0900	0.87	N	A
CM	2	362.0000	13.0000	0.96	A	A
CM	1	330.0000	13.0000	0.87	A	A
CP	1	405.0000	39.0000	1.07	A	A
CR	1	342.0000	4.0000	0.91		A
CW	1	394.0000	15.0000	1.04	A	A
CZ	1	356.0000	0.3200	0.94	N	A
DH	1	286.4000	7.8100	0.76	N	W
EG	1	247.0000	20.0000	0.65	A	W
FG	1	346.0000	14.0000	0.92	W	A
FL	1	372.7700	10.2200	0.99	A	A
FN	1	239.0000	10.0000	0.63	A	W
FU	1	371.7200	14.5900	0.99	A	A
GA	1	395.0000	80.0000	1.05	A	A
GE	1	396.6730	16.5400	1.05	N	A
GL	3	412.7000	23.0200	1.09		A
GL	2	453.8000	24.2300	1.20		W
GL	1	436.6000	23.7800	1.16		W
GL	4	372.0600	21.8800	0.99		A
GS	3	438.0000	39.0000	1.16	W	W

Values for elemental Uranium are reported in micrograms/filter, g or mL pCi/g or mL =Bq x 0.027

Evaluation: A=Acceptable, W=Acceptable with Warning, N=Not Acceptable

If the evaluation system is not appropriate for the types of analyses performed in your lab, apply site specific evaluation.

QAP 58 Results by Nuclide

Matrix: WA Water Bq / L
Radionuclide: Gross Alpha

EML Value: 377.5000

EML Error: 10.0000

Labcode	Test Number	Reported Value	Reported Error	Reported EML	QAP 56 Evaluation	Evaluation
GS	1	498.0000	42.0000	1.32	W	N
GS	2	372.0000	36.0000	0.99	W	A
GT	1	310.0000	77.0000	0.82	A	A
HC	1	455.0000	62.0000	1.21	W	W
HV	1	168.0000	30.0000	0.44		N
HV	2	172.0000	30.0000	0.46		N
HV	3	163.0000	30.0000	0.43		N
IL	1	311.2000	7.0000	0.82	A	A
IO	1	408.0000	90.0000	1.08	A	A
IS	1	311.0000	36.0000	0.82	A	A
IT	1	336.0000	25.9000	0.89	N	A
KA	1	343.8000	64.3300	0.91	A	A
KO	1	277.0000	29.0000	0.73		W
KR	1	227.0000	3.0000	0.60		W
KS	1	386.7000	13.2000	1.02	A	A
LB	1	569.0000	87.0000	1.51		N
LI	1	299.7000	30.7000	0.79	A	A
LL	1	222.0000	5.4200	0.59		W
LV	1	319.0000	14.0000	0.85	A	A
LW	1	370.0000	6.8000	0.98	A	A
MI	1	341.7400	64.2200	0.90	N	A
MI	2	308.3300	44.8800	0.82	N	A
MS	1	305.0000	31.0000	0.81		A
NF	1	456.1000	14.8900	1.21	N	W
NJ	3	439.0000	23.0000	1.16	W	W
NJ	1	454.0000	24.0000	1.20	W	W
NJ	2	488.0000	25.0000	1.29	W	N
NL	1	406.0000	82.9000	1.08	A	A
NQ	1	337.0000	22.2000	0.89	A	A
OB	1	366.0000	40.4000	0.97	W	A
OH	1	311.0000	25.0000	0.82	N	A
OT	1	370.0000	35.0000	0.98	A	A
OU	1	508.0000	14.3000	1.35	W	N
PC	1	191.0000	26.0000	0.51	A	N
PS	1	321.8100	10.1400	0.85	A	A

Values for elemental Uranium are reported in micrograms/filter, g or mL pCi/g or mL =Bq x 0.027

Evaluation: A=Acceptable, W=Acceptable with Warning, N=Not Acceptable

If the evaluation system is not appropriate for the types of analyses performed in your lab, apply site specific evaluation.

QAP 58 Results by Nuclide

Matrix: WA Water Bq / L
Radionuclide: Gross Alpha

EML Value: 377.5000
EML Error: 10.0000

Labcode	Test Number	Reported Value	Reported Error	Reported EML	QAP 56 Evaluation	Evaluation
RB	1	196.5000	15.7000	0.52		N
RI	1	195.0000	15.6000	0.52	A	N
SA	1	347.0000	48.0000	0.92	A	A
SB	1	378.5100	22.9800	1.00	A	A
SD	1	358.0000	9.0000	0.95	A	A
SN	1	357.0000	15.4000	0.95	A	A
SR	1	249.0000	55.0000	0.66	A	W
SS	1	314.0000	26.7000	0.83		A
TE	1	304.3000	53.1000	0.81	A	A
TI	1	483.7000	76.4000	1.28		W
TM	1	429.0000	40.4000	1.14	W	W
TN	1	202.0000	25.0000	0.54	W	N
TO	1	201.3400	16.3500	0.53	A	N
TQ	1	391.0000	10.0000	1.04	A	A
TQ	2	414.0000	11.0000	1.10	A	A
TW	1	331.4700	26.8300	0.88	A	A
TX	1	361.0000	31.0000	0.96	A	A
UC	1	390.5300	35.3000	1.03	A	A
UY	1	366.0000	18.0000	0.97	A	A
WA	1	608.0000	57.0000	1.61	A	N
WC	1	355.0000	39.0000	0.94	N	A
WE	1	409.4000	92.5000	1.09	A	A
WO	1	406.2300	13.4700	1.08	W	A
WO	2	408.0000	13.5000	1.08	W	A
WT	1	287.0000	19.0000	0.76	A	W
WV	1	272.0000	30.8000	0.72	A	W
YA	1	418.1000	19.5000	1.11	W	A
YU	1	485.0000	42.0000	1.28	A	W

Total Number Reported: 97

Values for elemental Uranium are reported in micrograms/filter, g or mL pCi/g or mL =Bq x 0.027
Evaluation: A=Acceptable, W=Acceptable with Warning, N=Not Acceptable
 If the evaluation system is not appropriate for the types of analyses performed in your lab, apply site specific evaluation.

QAP 58 Results by Nuclide

Matrix: WA Water Bq / L
Radionuclide: Gross Beta

EML Value: 627.5000
EML Error: 10.0000

Labcode	Test Number	Reported Value	Reported Error	Reported EML	QAP 56 Evaluation	Evaluation
AC	1	550.0000	25.0000	0.88	A	A
AG	1	624.0000	86.0000	0.99	A	A
AI	1	870.0000	30.0000	1.39	A	W
AM	1	677.0500	9.5500	1.08	A	A
AT	1	606.6000	33.9000	0.97	A	A
AU	1	680.0000	220.0000	1.08	A	A
AV	1	707.0000	140.0000	1.13	A	A
BE	1	577.0000	41.0000	0.92	A	A
BN	1	656.9000	31.4000	1.05	W	A
BQ	1	590.0000	190.0000	0.94	A	A
BX	1	612.0000	24.0000	0.98	A	A
CA	2	825.0000	83.0000	1.32	A	W
CA	1	800.0000	80.0000	1.27	A	A
CD	1	600.0000	60.0000	0.96	A	A
CE	1	641.0000	39.1000	1.02	A	A
CG	1	570.0000	83.0000	0.91	A	A
CH	1	751.9100	28.7400	1.20	A	A
CM	2	586.0000	11.0000	0.93	A	A
CM	1	602.0000	11.0000	0.96	A	A
CP	1	670.0000	67.0000	1.07	A	A
CR	1	613.0000	24.0000	0.98		A
CW	1	586.0000	12.0000	0.93	A	A
CZ	1	722.0000	0.3300	1.15	A	A
DH	1	852.6000	12.0000	1.36	A	W
EG	1	784.0000	55.0000	1.25	A	A
FG	1	526.0000	22.0000	0.84	W	A
FL	1	750.8400	8.4100	1.20	A	A
FN	1	731.0000	51.0000	1.16	A	A
FU	1	469.0000	25.9900	0.75	W	W
GA	1	710.0000	82.0000	1.13	A	A
GE	1	682.8540	14.4960	1.09	A	A
GL	4	657.7000	22.6100	1.05		A
GL	1	639.3900	22.5700	1.02		A
GL	3	644.0700	22.5400	1.03		A

Values for elemental Uranium are reported in micrograms/filter, g or mL pCi/g or mL =Bq x 0.027

Evaluation: A=Acceptable, W=Acceptable with Warning, N=Not Acceptable

If the evaluation system is not appropriate for the types of analyses performed in your lab, apply site specific evaluation.

QAP 58 Results by Nuclide

Matrix: WA Water Bq / L
Radionuclide: Gross Beta

EML Value: 627.5000
EML Error: 10.0000

Labcode	Test Number	Reported Value	Reported Error	Reported EML	QAP 56 Evaluation	Evaluation
GL	2	636.0800	22.5800	1.01		A
GS	2	659.0000	33.0000	1.05	A	A
GS	1	713.0000	35.0000	1.14	A	A
GS	3	666.0000	34.0000	1.06	A	A
GT	1	710.0000	180.0000	1.13	A	A
HC	1	705.0000	109.0000	1.12	A	A
HU	1	805.0000	62.0000	1.28	A	A
HV	3	832.0000	60.0000	1.33		W
HV	2	830.0000	60.0000	1.32		W
HV	1	846.0000	60.0000	1.35		W
IL	1	684.8000	9.8000	1.09	A	A
IO	1	514.0000	31.0000	0.82	A	A
IS	1	582.0000	60.0000	0.93	A	A
IT	1	554.0000	39.8000	0.88	N	A
KA	1	606.6300	83.3700	0.97	A	A
KO	1	698.0000	42.0000	1.11		A
KR	1	618.0000	7.0000	0.99		A
KS	1	630.1000	16.5000	1.00	A	A
LB	1	703.0000	41.0000	1.12		A
LI	1	625.7000	34.2000	1.00	A	A
LL	1	618.0000	6.4800	0.99		A
LV	1	590.0000	18.0000	0.94	A	A
LW	1	710.0000	4.0000	1.13	A	A
MI	2	864.0400	76.4900	1.38	A	W
MI	1	929.0600	96.7700	1.48	A	N
MS	1	602.0000	60.0000	0.96		A
NF	1	427.0100	27.9100	0.68	W	W
NJ	3	824.0000	18.0000	1.31	A	W
NJ	2	821.0000	18.0000	1.31	A	W
NJ	1	827.0000	18.0000	1.32	A	W
NL	1	785.0000	158.0000	1.25	A	A
NP	1	588.0000	7.0000	0.94	A	A
NQ	1	674.0000	50.1000	1.07	A	A
OB	1	530.0000	54.6000	0.85	A	A
OC	1	515.0000	51.0000	0.82	A	A

Values for elemental Uranium are reported in micrograms/filter, g or mL pCi/g or mL =Bq x 0.027

Evaluation: A=Acceptable, W=Acceptable with Warning, N=Not Acceptable

If the evaluation system is not appropriate for the types of analyses performed in your lab, apply site specific evaluation.

QAP 58 Results by Nuclide

Matrix: WA Water Bq / L
Radionuclide: Gross Beta

EML Value: 627.5000

EML Error: 10.0000

Labcode	Test Number	Reported Value	Reported Error	Reported EML	QAP 56 Evaluation	Evaluation
OH	1	616.0000	26.0000	0.98	A	A
OT	1	680.0000	43.0000	1.08	A	A
OU	1	463.0000	18.5000	0.74	A	W
PC	1	645.0000	35.0000	1.03	A	A
PS	1	651.8500	9.9600	1.04	A	A
RB	1	671.2000	53.7000	1.07		A
RI	1	613.0000	25.1000	0.98	A	A
SA	1	633.0000	41.0000	1.01	A	A
SB	1	564.6200	20.6800	0.90	A	A
SD	1	613.0000	11.0000	0.98	A	A
SN	1	587.0000	15.2000	0.94	A	A
SR	1	644.0000	68.0000	1.03	A	A
SS	1	788.0000	188.0000	1.26		A
TE	1	615.8000	14.7000	0.98	A	A
TI	1	821.3000	39.6000	1.31	A	W
TM	1	653.0000	53.0000	1.04	A	A
TN	1	606.0000	63.0000	0.97	A	A
TO	1	546.2000	25.9300	0.87	W	A
TQ	2	613.0000	32.0000	0.98	A	A
TQ	1	686.0000	20.0000	1.09	A	A
TW	1	694.6900	41.7800	1.11	A	A
TX	1	631.0000	31.0000	1.01	A	A
UC	1	662.4200	42.0800	1.06	A	A
UY	1	634.0000	20.0000	1.01	A	A
WA	1	677.0000	35.0000	1.08	A	A
WC	1	652.0000	67.0000	1.04	A	A
WE	1	621.6000	162.8000	0.99	A	A
WO	1	701.5800	12.1200	1.12	A	A
WO	2	698.2000	12.1000	1.11	A	A
WT	1	652.0000	22.0000	1.04	A	A
WV	1	647.0000	31.7000	1.03	A	A
YA	1	682.4000	20.6000	1.09	A	A
YU	1	782.0000	15.0000	1.25	A	A

Total Number Reported: 102

Values for elemental Uranium are reported in micrograms/filter, g or mL pCi/g or mL =Bq x 0.027

Evaluation: A=Acceptable, W=Acceptable with Warning, N=Not Acceptable

If the evaluation system is not appropriate for the types of analyses performed in your lab, apply site specific evaluation.

QAP 58 Results by Nuclide

Matrix: WA Water Bq / L
Radionuclide: H3

EML Value: 390.0000
EML Error: 3.4000

Labcode	Test Number	Reported Value	Reported Error	Reported EML	QAP 56 Evaluation	Evaluation
AC	1	525.0000	11.0000	1.35		W
AF	1	422.1700	33.6700	1.08	A	A
AG	1	396.0000	63.0000	1.01	A	A
AI	1	463.0000	23.0000	1.19	A	A
AN	1	380.0000	19.0000	0.97	A	A
AT	1	390.9180	8.3070	1.00	A	A
AU	1	415.0000	35.0000	1.06	A	A
AV	1	328.0000	13.0000	0.84		W
BE	1	409.0000	14.0000	1.05	A	A
BN	1	421.6000	15.1000	1.08	A	A
BQ	1	427.0000	72.0000	1.10	N	A
BU	1	396.6000	7.9000	1.02	A	A
BX	1	479.0000	25.0000	1.23	A	A
CA	1	371.0000	37.0000	0.95	A	A
CA	3	401.0000	40.0000	1.03	A	A
CA	2	406.0000	41.0000	1.04	A	A
CB	2	408.0000	16.0000	1.05	A	A
CB	1	417.0000	17.0000	1.07	A	A
CD	1	397.0000	17.0000	1.02	A	A
CE	1	360.0000	12.8000	0.92	A	A
CG	1	420.0000	42.0000	1.08	A	A
CH	1	402.9100	13.3400	1.03	A	A
CM	2	416.0000	4.0000	1.07	W	A
CM	1	412.0000	4.0000	1.06	W	A
CP	1	372.0000	36.0000	0.95		A
CR	1	490.0000	9.0000	1.26	N	A
CU	1	402.0000	5.0000	1.03	A	A
EP	1	387.6200	9.9000	0.99	A	A
FG	1	395.0000	5.6000	1.01	A	A
FL	1	421.3100	6.1000	1.08	A	A
FN	1	404.0000	12.0000	1.04	A	A
FR	1	403.0000	60.0000	1.03		A
GC	1	419.2000		1.08	A	A
GC	2	425.3000		1.09	A	A

Values for elemental Uranium are reported in micrograms/filter, g or mL pCi/g or mL =Bq x 0.027

Evaluation: A=Acceptable, W=Acceptable with Warning, N=Not Acceptable

If the evaluation system is not appropriate for the types of analyses performed in your lab, apply site specific evaluation.

QAP 58 Results by Nuclide

Matrix: WA Water Bq / L
Radionuclide: H3

EML Value: 390.0000
EML Error: 3.4000

Labcode	Test Number	Reported Value	Reported Error	Reported EML	QAP 56 Evaluation	Evaluation
GC	3	406.9000		1.04	A	A
GE	1	452.6330	26.5290	1.16	A	A
GL	4	352.0000	7.9900	0.90		A
GL	1	387.0000	9.6700	0.99		A
GL	2	360.0000	9.0700	0.92		A
GL	3	359.0000	9.1100	0.92		A
GT	1	402.0000	10.0000	1.03	A	A
HC	1	407.0000	15.0000	1.04	A	A
HU	1	398.5000	10.5000	1.02	A	A
HV	1	201.0000	6.0000	0.51		N
HV	2	198.0000	6.0000	0.51		N
IO	1	408.0000	20.0000	1.05	A	A
IS	1	432.0000	45.0000	1.11	A	A
IT	1	402.0000	14.8000	1.03	A	A
KA	1	407.6300	22.6900	1.04	A	A
KO	1	402.4800	2.4700	1.03		A
KR	1	423.0000	19.0000	1.09		A
KS	1	382.8000	10.0000	0.98	A	A
KT	1	244.8330	0.9190	0.63		N
LA	3	381.1000	40.7000	0.98	A	A
LA	2	373.7000	40.7000	0.96	A	A
LA	1	362.6000	40.7000	0.93	A	A
LB	1	483.0000	32.0000	1.24		A
LI	1	331.8000	32.2000	0.85	A	W
LL	1	395.0000	8.4000	1.01	A	A
LN	1	454.0000	20.0000	1.16		A
LV	1	428.0000	10.0000	1.10		A
LW	1	410.0000	5.8000	1.05	A	A
ME	2	405.0000	12.0000	1.04	W	A
ME	1	406.0000	12.0000	1.04	W	A
MI	2	326.5000	8.6000	0.84	A	W
MI	1	345.5000	9.0000	0.89	A	W
NA	1	381.9000	5.7500	0.98	A	A
NJ	1	414.0000	11.0000	1.06	N	A
NJ	2	407.0000	11.0000	1.04	N	A

Values for elemental Uranium are reported in micrograms/filter, g or mL pCi/g or mL =Bq x 0.027

Evaluation: A=Acceptable, W=Acceptable with Warning, N=Not Acceptable

If the evaluation system is not appropriate for the types of analyses performed in your lab, apply site specific evaluation.

QAP 58 Results by Nuclide

Matrix: WA Water Bq / L
Radionuclide: H3

EML Value: 390.0000
EML Error: 3.4000

Labcode	Test Number	Reported Value	Reported Error	Reported EML	QAP 56 Evaluation	Evaluation
NJ	3	414.0000	11.0000	1.06	N	A
NP	1	416.0000	5.1000	1.07	A	A
OB	1	353.0000	93.0000	0.90		A
OC	1	424.0000	42.0000	1.09	A	A
OD	1	379.7800	77.0600	0.97	A	A
OH	1	393.0000	16.0000	1.01		A
OT	1	405.0000	24.0000	1.04	A	A
OU	1	119.0000	19.9000	0.31		N
PR	1	384.3700	5.8500	0.99	A	A
PS	1	424.2300	12.0900	1.09	A	A
RI	1	349.0000	20.8000	0.89	N	W
SB	1	458.8000	12.7000	1.18	A	A
SD	1	276.0000	13.0000	0.71	A	N
SI	1	396.0000	16.0000	1.01	A	A
SN	1	341.0000	14.0000	0.87	A	W
SR	1	372.0000	18.0000	0.95	A	A
ST	1	392.8000	11.1000	1.01	A	A
SX	1	427.1000	31.4300	1.10	A	A
SY	1	452.0000	6.3000	1.16	W	A
TE	1	297.3000	26.0000	0.76	A	N
TI	1	418.3000	22.7000	1.07	W	A
TM	1	407.0000	38.8000	1.04	W	A
TN	1	400.0000	40.0000	1.03	A	A
TO	1	377.6000	16.9000	0.97	A	A
TQ	1	354.3000	13.0000	0.91	A	A
TT	1	462.0000	15.0000	1.18	A	A
TX	1	445.0000	27.0000	1.14	A	A
UY	1	422.0000	22.0000	1.08	A	A
WA	1	442.0000	9.0000	1.13	A	A
WC	1	426.0000	86.3000	1.09	A	A
WE	1	409.4000	58.2000	1.05		A
WO	2	376.8900	9.9600	0.97	A	A
WO	1	376.0700	9.9300	0.96	A	A
WV	1	411.1000	14.0500	1.05	A	A
YA	1	426.0000	14.1000	1.09	A	A

Values for elemental Uranium are reported in micrograms/filter, g or mL pCi/g or mL =Bq x 0.027

Evaluation: A=Acceptable, W=Acceptable with Warning, N=Not Acceptable

If the evaluation system is not appropriate for the types of analyses performed in your lab, apply site specific evaluation.

QAP 58 Results by Nuclide

Matrix: WA Water Bq / L
Radionuclide: H3

EML Value: 390.0000
EML Error: 3.4000

Labcode	Test Number	Reported Value	Reported Error	<u>Reported EML</u>	QAP 56 Evaluation	Evaluation
ZC	1	343.9400	18.0600	0.88	A	W

Total Number Reported: 105

Values for elemental Uranium are reported in micrograms/filter, g or mL pCi/g or mL =Bq x 0.027
Evaluation: A=Acceptable, W=Acceptable with Warning, N=Not Acceptable
If the evaluation system is not appropriate for the types of analyses performed in your lab, apply site specific evaluation.

QAP 58 Results by Nuclide

Matrix: WA Water Bq / L
Radionuclide: PU238

EML Value: 3.3300
EML Error: 0.3000

Labcode	Test Number	Reported Value	Reported Error	Reported EML	QAP 56 Evaluation	Evaluation
AC	1	3.7000	0.3000	1.11		W
AF	1	3.0630	0.3680	0.92	W	A
AG	1	3.5000	0.4900	1.05	A	A
AI	1	2.1000	0.1300	0.63	W	N
AM	1	4.3700	0.1700	1.31	A	N
AN	1	3.4000	0.2000	1.02	A	A
AT	1	3.7110	0.4870	1.11	A	W
AU	1	3.7200	0.3500	1.12	A	W
BE	1	3.6400	0.2400	1.09	A	A
BM	1	3.8800	0.5400	1.16	A	W
BU	1	3.7040	0.1900	1.11	A	W
BX	1	3.6200	0.3100	1.09	W	A
CH	1	3.6050	0.2880	1.08	A	A
CR	1	0.3290	0.0090	0.10	W	N
CW	1	3.6180	0.0750	1.09		A
EG	1	3.8700	0.2000	1.16	W	W
EP	1	3.6900	0.5810	1.11	A	W
GA	1	4.0460	0.3459	1.22	A	N
GE	1	3.4320	0.2650	1.03	W	A
GT	1	3.5000	0.7000	1.05	A	A
IN	1	3.8500	0.6200	1.16	A	W
IS	1	3.4700	0.3900	1.04	W	A
IT	1	3.6800	0.2800	1.11	A	W
KO	1	3.5090	0.1140	1.05		A
KR	1	4.3000	0.6000	1.29		N
LA	2	3.2750	0.4745	0.98	A	A
LA	1	3.6410	0.5284	1.09	A	A
LA	3	3.4930	0.5066	1.05	A	A
LB	1	0.5200	0.0800	0.16		N
LL	1	3.6800	0.2460	1.11	A	W
LW	1	3.4200	0.2980	1.03	A	A
ML	1	3.9240	0.2240	1.18	A	W
NA	1	3.7600	0.0900	1.13	A	W
NF	1	3.8000	0.0940	1.14	A	W

Values for elemental Uranium are reported in micrograms/filter, g or mL pCi/g or mL =Bq x 0.027

Evaluation: A=Acceptable, W=Acceptable with Warning, N=Not Acceptable

If the evaluation system is not appropriate for the types of analyses performed in your lab, apply site specific evaluation.

QAP 58 Results by Nuclide

Matrix: WA Water Bq / L
Radionuclide: PU238

EML Value: 3.3300
EML Error: 0.3000

Labcode	Test Number	Reported Value	Reported Error	Reported EML	QAP 56 Evaluation	Evaluation
NM	1	3.4100	0.1000	1.02	W	A
NQ	1	3.6100	0.2200	1.08	A	A
OB	1	2.6700	0.7910	0.80	W	W
OD	1	3.4000	0.3300	1.02	A	A
OT	1	3.5000	0.1000	1.05	W	A
OU	1	1.0000	0.1290	0.30		N
PS	1	3.3800	0.3400	1.01	W	A
RI	1	3.2000	0.1670	0.96	W	A
SD	1	3.5800	0.1500	1.08	A	A
SN	1	3.5700	0.4560	1.07	A	A
SR	1	3.6700	0.5300	1.10	A	W
SW	1	3.5400	0.3221	1.06		A
TE	1	3.7000	0.2000	1.11	A	W
TI	1	4.0000	0.4200	1.20		N
TM	1	3.6000	0.3300	1.08	W	A
TN	1	3.7200	0.3700	1.12	A	W
TO	1	3.8800	0.5100	1.16	A	W
TX	1	3.4300	0.0700	1.03	A	A
UC	1	3.6300	0.2470	1.09	A	A
UY	1	2.9400	0.2800	0.88	A	W
WA	1	3.7000	0.2000	1.11	A	W
WC	1	3.3500	0.6400	1.01	A	A
WE	1	3.4410	0.5180	1.03	W	A
WI	1	3.0820	0.4039	0.93	A	A
WI	2	3.4290	0.4407	1.03	A	A
WI	3	3.4000	0.4404	1.02	A	A
YA	1	3.6590	0.0360	1.10	A	A

Total Number Reported: 61

Values for elemental Uranium are reported in micrograms/filter, g or mL pCi/g or mL =Bq x 0.027

Evaluation: A=Acceptable, W=Acceptable with Warning, N=Not Acceptable

If the evaluation system is not appropriate for the types of analyses performed in your lab, apply site specific evaluation.

QAP 58 Results by Nuclide

Matrix: WA Water Bq / L
Radionuclide: PU239

EML Value: 3.9200
EML Error: 0.3000

Labcode	Test Number	Reported Value	Reported Error	Reported EML	QAP 56 Evaluation	Evaluation
AC	1	3.6000	0.3000	0.92		A
AF	1	3.6380	0.4320	0.93	A	A
AG	1	4.1800	0.5800	1.07	A	A
AI	1	2.4500	0.1400	0.63	W	N
AM	1	5.3100	0.1900	1.36	A	N
AN	1	4.0000	0.1000	1.02	A	A
AT	1	4.2750	0.5590	1.09	A	A
AU	1	4.4700	0.4100	1.14	W	W
BE	1	4.2600	0.2800	1.09	A	A
BM	1	4.5500	0.6300	1.16	A	W
BU	1	4.1460	0.2100	1.06	A	A
BX	1	4.2600	0.3600	1.09	A	A
CH	1	4.2990	0.3364	1.10	A	A
CR	1	0.3900	0.0100	0.10	A	N
CW	1	4.2120	0.0880	1.07		A
EG	1	4.5700	0.2300	1.17	W	W
EP	1	4.3200	0.6790	1.10	A	W
GA	1	5.0000	0.4256	1.28	A	N
GE	1	4.1810	0.3150	1.07	A	A
GT	1	3.9000	0.8000	1.00	A	A
IN	1	4.5000	0.7000	1.15	A	W
IS	1	4.0550	0.4540	1.03	A	A
IT	1	4.4100	0.3300	1.13	A	W
KA	1	4.4640	0.0660	1.14	A	W
KO	1	4.1420	0.1330	1.06		A
KR	1	3.5000	0.5000	0.89		W
LA	2	4.0570	0.5876	1.03	A	A
LA	1	4.2660	0.6190	1.09	A	A
LA	3	4.2080	0.6101	1.07	A	A
LB	1	0.8400	0.1100	0.21		N
LL	1	4.2600	0.2800	1.09	A	A
LW	1	3.9100	0.3490	1.00	A	A
ML	1	4.5130	0.2570	1.15	A	W
NA	1	4.4000	0.1000	1.12	A	W

Values for elemental Uranium are reported in micrograms/filter, g or mL pCi/g or mL =Bq x 0.027

Evaluation: A=Acceptable, W=Acceptable with Warning, N=Not Acceptable

If the evaluation system is not appropriate for the types of analyses performed in your lab, apply site specific evaluation.

QAP 58 Results by Nuclide

Matrix: WA Water Bq / L
Radionuclide: PU239

EML Value: 3.9200
EML Error: 0.3000

Labcode	Test Number	Reported Value	Reported Error	Reported EML	QAP 56 Evaluation	Evaluation
NF	1	4.3170	0.1010	1.10	A	W
NM	1	4.0000	0.1200	1.02	W	A
NQ	1	4.2200	0.2600	1.08	A	A
OB	1	3.1700	0.9390	0.81	A	W
OD	1	4.1100	0.4000	1.05	A	A
OT	1	4.1000	0.1000	1.05	A	A
OU	1	1.0300	0.1300	0.26		N
PS	1	3.8400	0.3800	0.98	A	A
RI	1	4.0800	0.2000	1.04	A	A
SD	1	3.5400	0.1500	0.90	W	A
SN	1	4.2600	0.5380	1.09	A	A
SR	1	4.3800	0.6100	1.12	A	W
SW	1	4.2600	0.3822	1.09		A
TE	1	4.4000	0.1000	1.12	A	W
TI	1	4.5600	0.5000	1.16	W	W
TM	1	4.2000	0.3800	1.07	A	A
TN	1	4.4500	0.4500	1.13	A	W
TO	1	4.3460	0.5980	1.11	A	W
TX	1	4.0000	0.0800	1.02	A	A
UC	1	4.6000	0.2690	1.17	A	W
UY	1	3.5200	0.3300	0.90	A	W
WA	1	4.3000	0.2000	1.10	A	A
WC	1	3.9000	0.7400	1.00	A	A
WE	1	4.1260	0.6300	1.05	A	A
WI	2	4.2790	0.5466	1.09	A	A
WI	1	3.7940	0.4940	0.97	A	A
WI	3	4.1960	0.5403	1.07	A	A
YA	1	4.2390	0.0400	1.08	A	A

Total Number Reported: 62

Values for elemental Uranium are reported in micrograms/filter, g or mL pCi/g or mL =Bq x 0.027

Evaluation: A=Acceptable, W=Acceptable with Warning, N=Not Acceptable

If the evaluation system is not appropriate for the types of analyses performed in your lab, apply site specific evaluation.

QAP 58 Results by Nuclide

Matrix: WA Water Bq / L
Radionuclide: SR90

EML Value: 4.3400
EML Error: 0.2000

Labcode	Test Number	Reported Value	Reported Error	Reported EML	QAP 56 Evaluation	Evaluation
AC	1	5.3000	0.4000	1.22		W
AF	1	4.4100	0.4300	1.02		A
AG	1	3.7200	0.8800	0.86	A	A
AI	1	4.7000	0.5000	1.08	A	A
AM	1	3.0800	0.1900	0.71	N	W
AN	1	4.2000	0.2000	0.97	A	A
AT	1	3.4380	0.3130	0.79	A	W
AU	1	3.8800	0.2600	0.89	A	A
BA	1	4.0900	1.5000	0.94	A	A
BE	1	4.0500	0.3100	0.93	A	A
BM	1	4.0200	0.3900	0.93	A	A
BP	2	4.0000	0.2000	0.92		A
BP	1	4.1000	0.2000	0.94		A
BQ	1	5.9000	0.7000	1.36	A	N
BX	1	3.6400	0.2700	0.84	N	W
CB	1	3.8600	0.1600	0.89	A	A
CB	2	3.8400	0.1600	0.88	A	A
CE	1	3.9300	0.2710	0.91	A	A
CH	1	3.8510	0.7227	0.89	A	A
CR	1	3.7000	0.1000	0.85	A	A
CU	1	4.7000	0.3000	1.08	N	A
CW	1	3.6300	0.1200	0.84		W
FL	1	3.7100	0.2000	0.86	A	A
GA	1	4.5500	0.4000	1.05	A	A
GE	1	7.5480	0.1540	1.74	A	N
GT	1	3.8000	0.3000	0.88	A	A
IN	1	4.3000	0.4000	0.99	W	A
IO	1	4.3000	1.0000	0.99	A	A
IS	1	4.4800	0.9300	1.03	A	A
IT	1	5.0300	0.5800	1.16	A	W
KA	1	3.8600	0.5700	0.89	A	A
KO	1	3.6800	0.1100	0.85		A
KR	1	6.2000	0.2000	1.43	W	N
KT	1	3.8290	0.4000	0.88		A

Values for elemental Uranium are reported in micrograms/filter, g or mL pCi/g or mL =Bq x 0.027

Evaluation: A=Acceptable, W=Acceptable with Warning, N=Not Acceptable

If the evaluation system is not appropriate for the types of analyses performed in your lab, apply site specific evaluation.

QAP 58 Results by Nuclide

Matrix: WA Water Bq / L
Radionuclide: SR90

EML Value: 4.3400
EML Error: 0.2000

Labcode	Test Number	Reported Value	Reported Error	Reported EML	QAP 56 Evaluation	Evaluation
NA	1	3.5300	0.4000	0.81	A	W
NJ	1	4.8200	0.3000	1.11	A	A
NJ	2	4.7100	0.3000	1.09	A	A
NJ	3	4.7800	0.3000	1.10	A	A
NM	1	4.4200	0.1500	1.02	W	A
OB	1	4.6600	1.2400	1.07	W	A
OC	1	3.8500	0.3800	0.89	A	A
OD	1	3.6000	0.5300	0.83	A	W
OH	1	3.7000	0.6000	0.85	A	A
OT	1	4.1000	0.4000	0.94	A	A
OU	1	3.4200	0.4140	0.79		W
PS	1	4.2300	0.1600	0.98	A	A
RI	1	4.1900	0.3850	0.96	N	A
SI	1	4.4200	0.6100	1.02	A	A
SN	1	3.0100	0.2050	0.69	W	W
SR	1	4.3500	0.9400	1.00	A	A
ST	1	4.4800	0.4100	1.03		A
TE	1	4.6000	0.3000	1.06	A	A
TI	1	3.6300	0.1400	0.84	A	W
TM	1	8.5300	0.7300	1.97	A	N
TN	1	4.2900	0.4300	0.99	A	A
TO	1	4.1550	0.3220	0.96	A	A
TX	1	4.2700	0.5500	0.98	A	A
UY	1	4.1800	0.2600	0.96	A	A
WA	1	4.4400	0.5900	1.02	A	A
WC	1	2.4800	0.3500	0.57	A	N
WE	1	7.3260	2.5600	1.69	A	N
WI	3	4.0860	0.3294	0.94	A	A
WI	2	3.9240	0.3269	0.90	A	A
WI	1	4.0040	0.3216	0.92	A	A
WO	1	3.7900	0.4100	0.87	A	A
WO	2	5.0800	0.4400	1.17	A	W
WV	1	4.3200	0.2450	1.00	A	A
YA	1	4.0700	0.1800	0.94	A	A
YU	1	9.6000	1.4000	2.21		N

Values for elemental Uranium are reported in micrograms/filter, g or mL pCi/g or mL =Bq x 0.027

Evaluation: A=Acceptable, W=Acceptable with Warning, N=Not Acceptable

If the evaluation system is not appropriate for the types of analyses performed in your lab, apply site specific evaluation.

QAP 58 Results by Nuclide

Matrix: WA Water Bq / L
Radionuclide: SR90

EML Value: 4.3400
EML Error: 0.2000

Labcode	Test Number	Reported Value	Reported Error	<u>Reported EML</u>	QAP 56 Evaluation	Evaluation
ZC	1	6.6800	0.2600	1.54		N

Total Number Reported: 70

Values for elemental Uranium are reported in micrograms/filter, g or mL pCi/g or mL =Bq x 0.027
Evaluation: A=Acceptable, W=Acceptable with Warning, N=Not Acceptable
If the evaluation system is not appropriate for the types of analyses performed in your lab, apply site specific evaluation.

QAP 58 Results by Nuclide

Matrix: WA Water Bq / L
Radionuclide: U234

EML Value: 2.0500
EML Error: 0.1900

Labcode	Test Number	Reported Value	Reported Error	Reported EML	QAP 56 Evaluation	Evaluation
AC	1	2.3000	0.1000	1.12		A
AF	1	2.0500	0.1810	1.00	A	A
AI	1	1.9000	0.1500	0.93	W	A
AM	1	3.0300	0.1500	1.48	N	N
AN	1	2.2000	0.1000	1.07	A	A
AT	1	2.2210	0.3270	1.08	A	A
AU	1	2.1900	0.3000	1.07	A	A
BA	1	2.1900	0.1800	1.07	A	A
BE	1	2.1700	0.1800	1.06	A	A
BM	1	2.2600	0.3000	1.10	A	A
BU	1	2.1920	0.1100	1.07	A	A
BX	1	2.9000	0.2600	1.41	N	N
CF	1	1.5900	0.0900	0.78	W	N
CF	3	1.5400	0.0900	0.75	W	N
CF	2	1.7800	0.1000	0.87	W	W
CH	1	2.1789	0.1763	1.06	A	A
CW	1	2.2660	0.0500	1.11		A
EG	1	2.0500	0.1100	1.00	A	A
FE	1	2.2160	0.0960	1.08	A	A
FG	1	2.3900	0.1000	1.17	A	A
GA	1	1.9970	0.1440	0.97	A	A
GE	1	2.2510	0.1910	1.10	W	A
HT	1	2.3780	0.1500	1.16	A	A
IN	1	2.1000	0.4000	1.02	W	A
IS	1	2.0420	0.1350	1.00	A	A
IT	1	2.3300	0.2000	1.14	A	A
KO	1	2.1530	0.0588	1.05		A
KR	1	2.4000	0.1000	1.17	A	W
KT	1	1.9652	0.1250	0.96		A
LA	2	2.1790	0.3277	1.06		A
LA	1	2.2230	0.3344	1.08		A
LA	3	2.2930	0.3448	1.12		A
LB	1	2.3000	0.1000	1.12		A
LL	1	1.9600	0.1760	0.96	W	A

Values for elemental Uranium are reported in micrograms/filter, g or mL pCi/g or mL =Bq x 0.027

Evaluation: A=Acceptable, W=Acceptable with Warning, N=Not Acceptable

If the evaluation system is not appropriate for the types of analyses performed in your lab, apply site specific evaluation.

QAP 58 Results by Nuclide

Matrix: WA Water Bq / L
Radionuclide: U234

EML Value: 2.0500
EML Error: 0.1900

Labcode	Test Number	Reported Value	Reported Error	Reported EML	QAP 56 Evaluation	Evaluation
LW	1	2.0700	0.2370	1.01	W	A
ML	1	2.3310	0.1200	1.14	A	A
NA	1	2.3500	0.1060	1.15	W	A
NF	1	2.1690	0.0710	1.06	A	A
NJ	3	2.3600	0.1600	1.15	A	A
NJ	4	2.2500	0.1500	1.10	A	A
NJ	2	2.3200	0.1600	1.13	A	A
NJ	1	2.1200	0.1400	1.03	A	A
NQ	1	2.1970	0.1270	1.07	A	A
OB	1	2.1600	0.6170	1.05	A	A
OD	1	2.1600	0.2200	1.05	A	A
PS	1	2.2200	0.1700	1.08	A	A
SD	1	2.1900	0.0800	1.07	A	A
SN	1	2.1800	0.2410	1.06	A	A
SR	1	2.3600	0.3500	1.15	W	A
SW	2	2.0300	0.1750	0.99		A
TM	1	2.0600	0.1600	1.00		A
TN	1	2.1700	0.2200	1.06	A	A
TO	1	2.3020	0.3650	1.12	A	A
TX	1	1.9400	0.0500	0.95	A	A
UY	1	2.0900	0.2100	1.02		A
WA	1	2.1700	0.1700	1.06	A	A
WC	1	2.1500	0.4100	1.05	A	A
WE	1	2.1870	0.3600	1.07	W	A
YA	1	2.2740	0.0540	1.11		A

Total Number Reported: 59

Values for elemental Uranium are reported in micrograms/filter, g or mL pCi/g or mL =Bq x 0.027
Evaluation: A=Acceptable, W=Acceptable with Warning, N=Not Acceptable
 If the evaluation system is not appropriate for the types of analyses performed in your lab, apply site specific evaluation.

QAP 58 Results by Nuclide

Matrix: WA Water Bq / L
Radionuclide: U238

EML Value: 2.1600
EML Error: 0.2100

Labcode	Test Number	Reported Value	Reported Error	Reported EML	QAP 56 Evaluation	Evaluation
AC	1	2.3000	0.1000	1.07		A
AF	1	2.1600	0.1880	1.00	A	A
AI	1	1.9100	0.1500	0.88	W	W
AM	1	2.9300	0.1400	1.36	W	N
AN	1	2.2000	0.1000	1.02	A	A
AT	1	2.2230	0.3280	1.03	A	A
AU	1	2.1300	0.3000	0.99	A	A
BA	1	2.1700	0.1800	1.00	A	A
BE	1	2.1900	0.1800	1.01	A	A
BM	1	2.3400	0.3100	1.08	A	A
BU	1	2.1740	0.1100	1.01	A	A
BX	1	2.9100	0.2600	1.35	N	N
CF	2	1.8200	0.1000	0.84	A	W
CF	1	1.6300	0.0900	0.75	A	N
CF	3	1.5900	0.1000	0.74	A	N
CH	1	2.1938	0.1771	1.02	A	A
CW	1	2.2540	0.0500	1.04		A
EG	1	2.0400	0.1500	0.94	A	A
FE	1	2.2040	0.0640	1.02	A	A
FG	1	2.5400	0.1000	1.18	A	W
GA	1	2.0400	0.1478	0.94	W	A
GE	1	2.2800	0.1930	1.06	W	A
GT	1	2.1000	0.4000	0.97	W	A
HT	1	2.3420	0.1500	1.08	A	A
IN	1	2.1000	0.4000	0.97	A	A
IS	1	2.0990	0.1370	0.97	W	A
IT	1	2.2800	0.1900	1.06	A	A
KO	1	2.1640	0.0590	1.00		A
KR	1	2.3000	0.1000	1.07	A	A
KT	1	1.9960	0.1257	0.92		A
LA	1	2.2410	0.3372	1.04		A
LA	2	2.1590	0.3247	1.00		A
LA	3	2.2340	0.3360	1.03		A
LB	1	2.2000	0.1000	1.02		A

Values for elemental Uranium are reported in micrograms/filter, g or mL pCi/g or mL =Bq x 0.027

Evaluation: A=Acceptable, W=Acceptable with Warning, N=Not Acceptable

If the evaluation system is not appropriate for the types of analyses performed in your lab, apply site specific evaluation.

QAP 58 Results by Nuclide

Matrix: WA Water Bq / L
Radionuclide: U238

EML Value: 2.1600
EML Error: 0.2100

Labcode	Test Number	Reported Value	Reported Error	Reported EML	QAP 56 Evaluation	Evaluation
LL	1	1.9600	0.1760	0.91	N	A
LW	1	2.0800	0.2820	0.96	A	A
ML	1	2.3500	0.1210	1.09	A	A
NA	1	2.1450	0.0990	0.99	W	A
NF	1	2.1370	0.0710	0.99	A	A
NJ	3	2.1900	0.1500	1.01	A	A
NJ	1	2.0600	0.1400	0.95	A	A
NJ	4	2.2000	0.1500	1.02	A	A
NJ	2	2.1800	0.1500	1.01	A	A
NQ	1	2.1790	0.1260	1.01	A	A
OB	1	2.1700	0.7360	1.00	W	A
OD	1	2.1000	0.2100	0.97	A	A
PS	1	2.3000	0.1800	1.07	A	A
SD	1	2.1900	0.0800	1.01	A	A
SI	1	2.9000	1.2000	1.34	A	N
SN	1	2.2400	0.2460	1.04	A	A
SR	1	2.4500	0.3500	1.13	W	A
SW	1	0.1730	0.0090	0.08		N
SW	2	2.0590	0.1772	0.95		A
TM	1	2.1500	0.1600	1.00		A
TN	1	2.1100	0.2100	0.98	A	A
TO	1	2.2820	0.3620	1.06	A	A
TX	1	1.9000	0.0500	0.88	A	W
UY	1	2.0400	0.2100	0.94		A
WA	1	2.1900	0.1700	1.01	A	A
WC	1	2.2100	0.4200	1.02	A	A
WE	1	2.2310	0.3600	1.03	W	A
YA	1	2.1080	0.0500	0.98		A

Total Number Reported: 62

Values for elemental Uranium are reported in micrograms/filter, g or mL pCi/g or mL =Bq x 0.027

Evaluation: A=Acceptable, W=Acceptable with Warning, N=Not Acceptable

If the evaluation system is not appropriate for the types of analyses performed in your lab, apply site specific evaluation.

QAP 58 Results by Nuclide

Matrix: WA Water Bq / L
Radionuclide: ug/mL U

EML Value: 0.1700
EML Error: 0.0200

Labcode	Test Number	Reported Value	Reported Error	Reported EML	QAP 56 Evaluation	Evaluation
AI	1	0.1600	0.0080	0.94		A
BE	1	0.1770		1.04		A
BQ	1	0.2100	0.0300	1.24		W
CA	1	0.1710	0.0120	1.01		A
CB	1	0.1830	0.0180	1.08		A
CB	2	0.1840	0.0180	1.08		A
CB	3	0.1830	0.0180	1.08		A
CG	1	0.2200	0.0300	1.29		N
CH	1	0.1829	0.0183	1.08		A
GA	1	0.1650	0.0189	0.97		A
GE	1	0.1670	0.0067	0.98		A
HT	1	0.1900	0.0200	1.12		W
IS	1	0.1550	0.0050	0.91		A
IT	1	0.1700	0.0100	1.00		A
KA	1	0.1710	0.0070	1.01		A
KO	1	0.1750	0.0050	1.03		A
KT	1	0.1614	0.0101	0.95		A
NL	1	175.0000	6.0000	**.**		N
OU	1	0.1860	0.0100	1.09		A
RI	2	0.1730		1.02		A
RI	3	0.1720		1.01		A
RI	1	0.1710		1.01		A
SA	1	0.1730	0.0120	1.02		A
SA	2	0.1750	0.0090	1.03		A
SD	1	0.1770	0.0070	1.04		A
SY	1	0.1830	0.0090	1.08		A
TM	1	0.1470	0.0110	0.87		W
TN	1	0.1880	0.0190	1.11		A
UC	1	0.1800		1.06		A
UY	1	0.1770	0.0050	1.04		A
YP	1	0.1878	0.0024	1.11		A

Total Number Reported: 31

Values for elemental Uranium are reported in micrograms/filter, g or mL pCi/g or mL =Bq x 0.027

Evaluation: A=Acceptable, W=Acceptable with Warning, N=Not Acceptable

If the evaluation system is not appropriate for the types of analyses performed in your lab, apply site specific evaluation.

Participating Laboratories in EML QAP 58**Laboratories Reporting Data**

Code	Laboratory Name
AC	Analytical Chemistry Laboratory, Argonne, IL
AF	Air Force Analytical Lab (AFIERA/SDRR), Brooks AFB
AG	Paragon Analytics, Inc, Fort Collins, CO
AI	Nuclear Technology Services, Inc., Roswell, GA
AM	American Radiation Services, Inc., Baton Rouge
AN	Argonne National Laboratory
AP	Aberdeen Proving Ground, Aberdeen, MD
AT	ATL International inc., Germantown, MD
AU	ORISE RSAT/ESSAP, Oak Ridge
AV	Australian Radiation Protection and Nuclear Safety Agency
AW	Argonne West National Lab
BA	Bettis Atomic Power Lab, West Mifflin, PA
BC	SBCCOM Radiation Laboratory
BE	Grand Junction Office Analytical Laboratory
BM	Battelle Memorial Institute, Columbus, OH
BN	U.S. Department of Energy, BNL
BO	BOMARC Missile Site
BP	Battelle Pacific Northwest National Laboratory
BQ	Becquerel Laboratories Inc., Mississauga, Ontario, Canada
BU	Autoridad Regulatoria, Buenos Aires, Argentina
BX	BWX Technologies, Inc., Lynchburg, VA
CA	Canadian Nuclear Safety Commission, Ottawa, Canada
CB	Radiation Protection Bureau, Ontario, Canada
CD	Centrale nucleaire Gentilly-2
CE	Environmental Monitoring Laboratory, New Brunswick, Canada
CF	Freshwater Institute Radiochemistry Winnipeg, Manitoba, Canada
CG	AECL WL Environmental Monitoring Group, Canada
CH	California State Dept. Health Serv., Sanitation & Radiation Laboratory
CM	Metropolitan Water Reclamation District of Greater Chicago
CN	China Institute for Radiation Protection
CO	Bedford Institute of Oceanography, Dartmouth, Nova Scotia, Canada
CP	CoPhysics Corporation, Monroe, NY
CR	Atomic Energy of Canada, Chalk River Laboratories, Canada
CS	Rocketdyne Propulsion & Power, Canoga Park, CA
CU	Universite Laval, Quebec Canada
CW	Carlsbad Environmental Monitoring Research Center, NM
CZ	ACZ Laboratories, Inc. Steamboat Springs, CO
DH	Duke Engineering Services Hanford
EC	Envirocare of Utah
EG	INEEL TRA Radioanalytical Laboratory, Scoville
EI	Eichrom Technologies, IL
EP	US EPA, Las Vegas
FC	IRSN/SSEI site du Vesinet, France
FE	Fernald WPRAP Field Office, Ohio
FG	FGL Environmental, Santa Paula, CA
FL	Florida Dept of Health & Rehab. Serv., Orlando
FM	Florida Mobile Emergency Radiological Laboratory, Orlando
FN	Fermi Lab, Batavia, IL
FR	CEA/SACLAY - SPR/SRSE, France
FS	Florida State University, Tallahassee
FU	FUSRAP Laboratory, Missouri

Participating Laboratories in EML QAP 58

Laboratories Reporting Data

Code	Laboratory Name
GA	Lockheed Martin, Pikton, OH
GC	Georgia Power Company Environmental Lab
GD	GTS Duratek, Oak Ridge, TN
GE	General Engineering Labs, Charleston, SC
GL	GEL ER/RFI Mobile Laboratory
GS	USGS/NWQL, Arvada, CO
GT	Georgia Institute of Technology
HC	Lawrence Livermore Laboratory, California
HT	Technical University, Budapest, Hungary
HU	Water Resources Research Centre (VITUKI), Hungary
HV	Environmental Protection Inspectorate, Lower Danube Valley, Laboratory
ID	Institute of Radiation Protection and Dosimetry, IRD/ CNEN, Brazil
IL	ISU Environmental Assessment Laboratory, Pocatello, ID
IN	INEEL INTECH Radioanalytical Laboratory
IO	Illinois Department of Nuclear Safety
IS	Severn Trent Laboratories - St. Louis
IT	STL Inc. Richland Washington
IV	IT Corporation, Las Vegas, NV
JL	Jefferson Lab, Newport News, VA
KA	Knolls Atomic Power Lab, Schenectady
KE	Uljin NPP Environmental Radiation Laboratory, South Korea
KO	Korea Institute of Nuclear Safety
KR	Korea Atomic Energy Research Institute
KS	Radiochemistry Laboratory, DHEL, KDHE, Kansas
KT	Korea Radiation Technology Institute Co.
LA	Los Alamos National Laboratory, NM
LB	Lawrence Berkeley Lab UCB
LI	Lionville Laboratory, Inc. PA
LL	LLNL Chemistry and Material Science/Environmental
LN	Los Alamos National Lab, ES&H
LV	UNLV, Dept of Health Physics
LW	Lawrence Livermore National Lab, Waste
ME	Radiation Control Program, Jamaica Plain, MA
MH	Maine Health & Environmental Testing Laboratory
MI	Massachusetts Institute of Technology
ML	BWXT of Ohio, Mound, Miamisburg, Ohio
MS	Manufacturing Sciences Corporation, Oak Ridge
MX	Laboratory of Radiochimica CREN-U of Zacatecas, Mexico
MY	FUSRAP Maywood Mobile Laboratory, NJ
MZ	Comisi=n Nacional de Seguridad Nuclear y Salvaguardias, Mexico
NA	US EPA NAREL, Montgomery, AL
NF	Nuclear Fuel Services, Erwin, TN
NJ	NJ Department of Health and Senior Services
NL	Fluor Daniel Fernald, Inc., Ohio
NM	Environmental Evaluation Group, Carlsbad, NM
NP	JAF Environmental Laboratory, New York Power Authority
NQ	New Mexico Department of Health, Albuquerque
NR	Naval Reactors Facility Chemistry, Scoville, ID
NZ	National Radiation Laboratory, New Zealand
OB	OBG Laboratories, East Syracuse, NY
OC	Radiation Protection Service Laboratory, Ontario, Canada

Participating Laboratories in EML QAP 58**Laboratories Reporting Data**

Code	Laboratory Name
OD	ORNL, Radiobioassay Lab
OH	Ohio Dept Of Health Laboratory, Columbus
OT	ORNL Radioactive Material Analysis Lab
OU	Outreach Laboratory, Broken Arrow, OK
PA	BWXT Pantex, Amarillo, TX
PC	pCi/Labs, Inc., Orangeburg, NY
PO	Institute of Oceanology PAN, Poland
PR	Princeton Plasma Physics Lab
PS	PA-DEP Bureau of Radiation Protection, Harrisburg
RA	V. G. Khlopin Radium Institute, St. Petersburg, Russia
RB	Research Department of a Radiative Metrology, Belarus
RI	Fluor Hanford, Inc., 222S Lab.
RK	Rock Island Arsenal, Illinois
RM	RMI Environmental Services, Ashtabula, OH
RS	RSA Laboratories, Hebron, CT
RU	Research Institute of Radiology, Belarus
SA	Sandia Labs Radioactive Sample Diag. Prog., NM
SB	SC Dept. of Health and Environment Control Radiological Lab
SD	STL Denver
SI	Jozef Stefan Institute, Slovenia
SK	Savannah River Plant
SL	Stanford Linear Accelerator Center
SN	Sanford Cohen Associates, Inc., Montgomery, AL
SR	Savannah River Environmental Laboratory
SS	GEL Laboratories of Ohio, LLC
ST	SC DHEC, Aiken, South Carolina
SV	Institute of Occupational Safety, Slovenia
SW	Southwest Research Institute, San Antonio, TX
SX	Saxton Nuclear Experimental Corp., Saxton, PA
SY	Syrian Arab Republic Atomic Energy Commission
TE	Environmental Inc., Northbrook, IL
TI	Teledyne Brown Engineering Environmental Services, Knoxville, TN
TM	Eberline Services Albuquerque Lab, NM
TN	Eberline Services, Richmond, CA
TO	Eberline Services Oak Ridge Laboratory
TP	Taiwan Power Company, Taipei, Taiwan
TQ	Institute of Nuclear Energy Research, Taiwan
TT	Tracer Technologies International, Inc., Cleveland
TW	Taiwan Radiation Monitoring Center
TX	Texas Dept. of Health/Laboratories, Austin
UC	United States Enrichment Corporation, Paducah, KY
UG	USGS Menlo Park WRD sediment radioisotope laboratory
US	Unitech, Springfield, MA
UY	BWXT Y-12, L.L.C. Analytical Chemistry Organization Oak Ridge
WA	Environmental Radiation Lab, Off. of Public Health Labs. Seattle
WC	Fluor Hanford WSCF, Waste Sampling and Characterization Facility
WE	Antech Ltd.-Waltz Mill Site, PA
WI	WIPP Site, Westinghouse Electric Corp.
WL	Welsbach/GGM Superfund Remediation Project, NJ
WN	State Health Radiation Protection Section, Madison, WI
WO	Wisconsin State Lab of Hygiene

Participating Laboratories in EML QAP 58**Laboratories Reporting Data**

Code	Laboratory Name
WT	Waste Stream Technology, Buffalo, NY
WV	West Valley Nuclear Services, NY
WW	West Valley Radiation Protection, NY
YA	Framatome ANP DE&S Environmental Laboratory
YP	US Army Proving Ground, Yuma, AZ
YU	Institute of Occupational and Radiological Health, Serbia
ZC	"Ruder Boskovic" Institute Radioecology, Croatia

Total Reporting Labs: 160

Participating Laboratories in EML QAP 58

Laboratories NOT Reporting Data

Code	Laboratory Name
AE	AERI-King Abdulazziz City for S&T
AS	USACHPPM, Aberdeen Proving Ground, MD
BR	US Army Research Laboratory, Aberdeen Proving Ground
CC	SRC Analytical Laboratory, Saskatoon, SK, Canada
CT	Bechtel CT Yankee Decommissioning
CY	Chem-Nuclear Systems, Barnwell, SC
EL	Energy Laboratories, Inc., Casper, WY
EM	3M, Empore Disks, St. Paul, MN
EY	Central Laboratory for Radiation Measurements (CLRM)
EY	National Center for Nuclear Safety and Radiation Control, Cairo, EGYPT
FJ	The University of the South Pacific, Fiji Islands
HO	Rontgen Technische Dienst bv, The Netherlands
IA	Bhabha Atomic Research Centre, India
KN	Kori Nuclear Station, Pusan, Korea
LM	American Radiation Services of New Mexico, Los Alamos
MJ	Mississippi State Department of Health, Jackson
ND	Dept. of Environmental Health and Safety, NC State University
NS	State Lab of Public Health, North Carolina
NT	New World Technology, Livermore, CA
NW	Naval Reasearch LAB, Washington,DC
OK	Southwest Laboratory of Oklahoma
OS	Oregon Health Division Radiation Controls Section, Portland
PK	Pakistan Institute of Nuclear Science & Technology
QA	Ministry of Public Health, Qatar
RG	Thermo Nutech Rocky Flats Plant, Golden
RV	Lomonosov Moscow State University, Russia
SE	Swedish Defence Research Agency (FOI)
SH	Savannah River Ecology Lab
TK	ATG, Kingston, TN
TU	Texas A&M University, Dept of Nuclear Engineering
TY	Scientific Production Association, Russia
UL	IMS LAB USL16, New York
UP	BWXT Y-12, L.L.C. Analytical Chemistry Organization Oak Ridge
VN	ITTRE, Hanoi, Vietnam

Total Non-Reporting Labs: 34