Activity ID	Activity Name	Start	Finish	Budgeted Labor Units	Budgeted Total Cost
1 TRU Waste		3/24/14 A	2/15/18	950286	$291,491,723
1.7 WIPP Recovery Project		3/24/14 A	2/15/18	948874	$175,844,602
Project Start	Project Start	5/19/14 A		0	$0
SMP Start	Start SMP and Other Documents	7/1/14 A		0	$0
Zone Start	Begin Zone Roll Back	8/14/14 A		0	$0
FY 15 Funding	FY 15 Funding	10/1/14 A		0	$0
Zones Complete	Completion of all Uncontaminated Zone Survey,Cleaning, and Maintenance		3/3/15	0	$0
SMP Complete	SMP and Corrective Actions Complete		5/29/15*	0	$0
FY 16 Funding	FY 16 Funding	10/1/15*		0	$0
FY 17 Funding	FY 17 Funding	10/1/16*		0	$0
Project Complete	Recovery Project Complete		2/15/18	0	$0
1.7.1 Facility Program Enhancements		3/24/14 A	11/4/16	253489	$47,252,954
1.7.1.01 Nuclear Safety Program		9/15/14 A	5/29/15	3284	$578,358
1.7.1.01.01 Nuclear Safety Program Improvements		9/15/14 A	5/29/15	3284	$578,358
RJON4-1010	Nuclear Safety Program RAD CAP	9/15/14 A	5/29/15	3148	$564,737
NS1000	SMP Line Management Self-Assessment	3/30/15	5/29/15	136	$13,621
1.7.1.02 Emergency Management Program		3/24/14 A	3/31/16	23057	$4,851,751
1.7.1.02.01 Emergency Management Program Improvements		3/24/14 A	3/31/16	23057	$4,851,751
EMPI-0000	JON # 2 EM Process	3/24/14 A	5/15/15	3713	$337,311
EMPI-0030	JON #9 EM Process	5/13/14 A	3/20/15	313	$81,344
EMPI-0010	JON #5 EM Process	5/13/14 A	1/30/15	750	$172,699
EMPI-0020	JON #6 EM Process	5/13/14 A	11/21/14	253	$74,452
EMPI-0999	EM Phase 1 - FY14	6/2/14 A	10/20/14 A	0	$17,449
EMPI-2000	Phase 2 FY14/FY15 - 1st QTR	7/14/14 A	2/3/15	0	$200,925
EMPI-0025	JON #8 EM Process	7/18/14 A	9/15/15	16	$54,420
EMPI-0040	JON # 11 EM Process	7/18/14 A	2/26/15	1166	$108,864

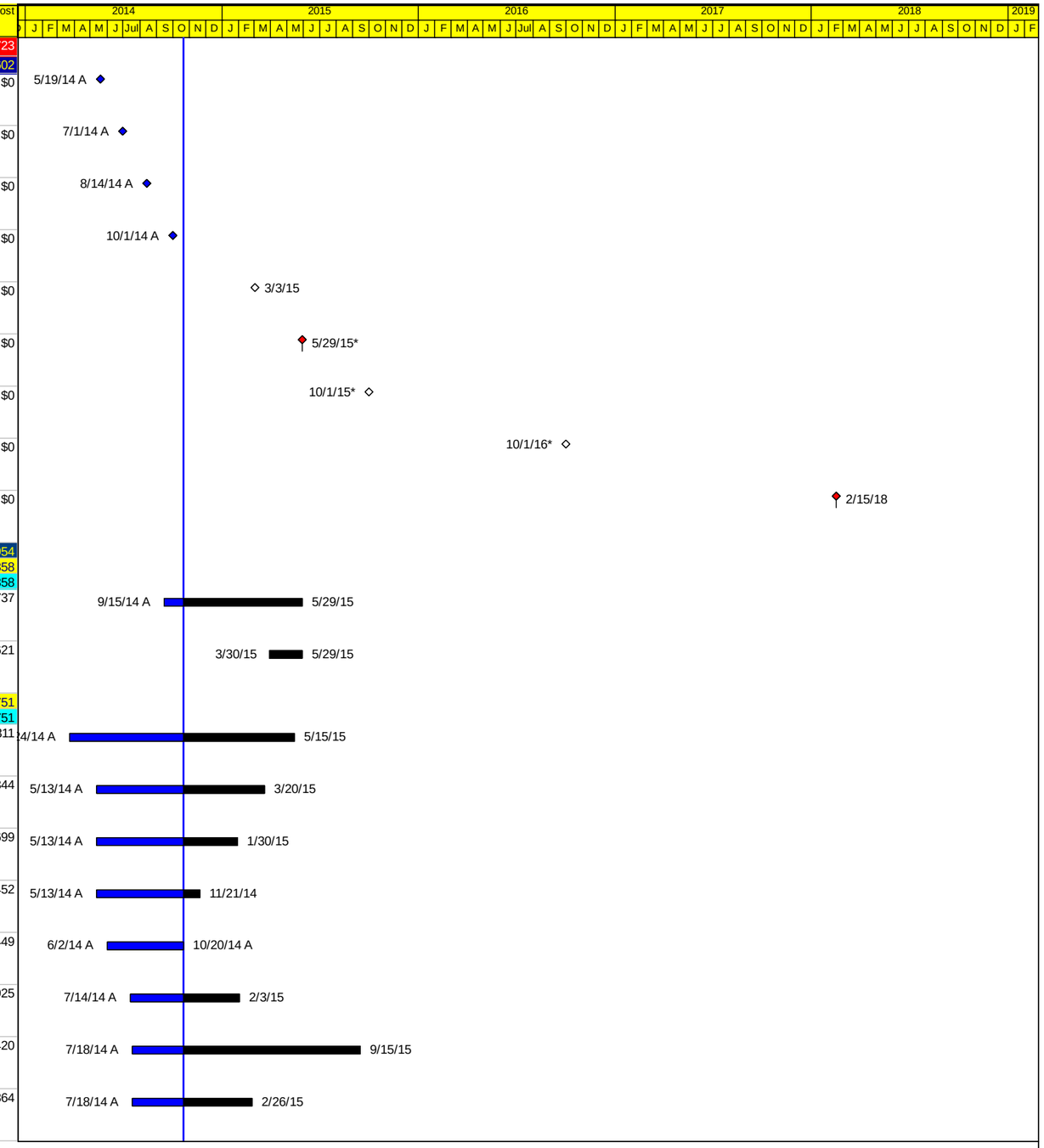

© Primavera Systems, Inc.

Current Bar Labels
Remaining Work
Milestone
Actual Milesto...
Critical Waste ...
Actual Work

Recovery_Resource Loaded Schedule (Does Not Include Escalation)

Status as of: 10/21/14

PRINT DATE: 10/26/14

Activity ID	Activity Name	Start	Finish	Budgeted Labor Units	Budgeted Total Cost
EMPI-0050	JON #12 EM Process	7/18/14 A	10/21/14	1260	$106,501
EMPI-1007	Develop ICS training strategies and schedule	7/21/14 A	8/11/14 A	200	$42,922
EMPI-2004	Update WP 12-12 Development and Maintenance of an Emergency Planning Hazards Assessment	8/4/14 A	1/30/15	60	$15,130
EMPI-2005	Update WP 12-11 Development and Maintenance of an Emergency Planning Hazards Survey	8/4/14 A	2/4/15	50	$14,204
EMPI-2007	Develop a Standard Operating Guide on the mobile Breathing Air Station	8/4/14 A	10/20/14 A	60	$14,610
EMPI-2013	Develop an ERO Training and Qualification Administrative Procedure	8/11/14 A	11/3/14	60	$99,962
EMPI-2018	Update WP 12-ER3003, Functional Checks of Emergency Management Response Equipment	9/10/14 A	11/21/14	512	$213,297
EMPI-2009	Develop new Emergency Notification Procedure (separate from cat/class)	9/30/14 A	11/18/14	150	$75,216
EMPI-0005	JON #3 EM Process	10/1/14 A	5/15/15	434	$43,468
EMPI-3013	Subcontractor Support FY14 Recovery	10/1/14 A	9/30/15	0	$232,650
EMPI-3014	New Management Support Per Department Reorganization	10/1/14 A	3/31/16	6264	$627,376
EMPI-3012c	Equipment Purchase (Site EOC Furniture)	11/3/14*	11/28/14	0	$52,875
EMPI-3012a	Equipment Purchase (Web EOC)	12/1/14*	12/31/14	0	$137,475
EMPI-3012b	Equipment Purchase (Con-NXT)	1/1/15*	1/30/15	0	$65,565
EMPI-3002	Update WP 12-ER3005, Office Warden Emergency Response Preparation and Implementation.	2/2/15	3/20/15	90	$148,604
EMPI-3000	Phase 3 FY15	2/2/15	9/29/15	30	$9,350
EMPI-3012d	Equipment Purchase (Command Vehicle)	2/2/15*	2/27/15	0	$95,175
EMPI-3011	Conduct training on WP 12-ER3005, Office Warden Emergency Response Preparation and Implementation.	4/27/15	5/15/15	0	$98,348
EMPI-3015	Update Categorization and Classification (WP 12-ER3906) Procedure.	5/8/15	6/5/15	210	$73,379
EMPI-3024a	Phase 3 FY16	10/1/15	12/16/15	360	$85,230
1.7.1.02.01.06 Fire Event Cap Corrective Actions		4/7/14 A	2/20/15	5582	$429,113
JON2-0000	Emergency Management Fire Cap	4/7/14 A	2/20/15	5582	$429,113
1.7.1.02.01.07 Radiological Release Event CAP Corrective Actions		4/21/14 A	4/8/15	1524	$1,123,838

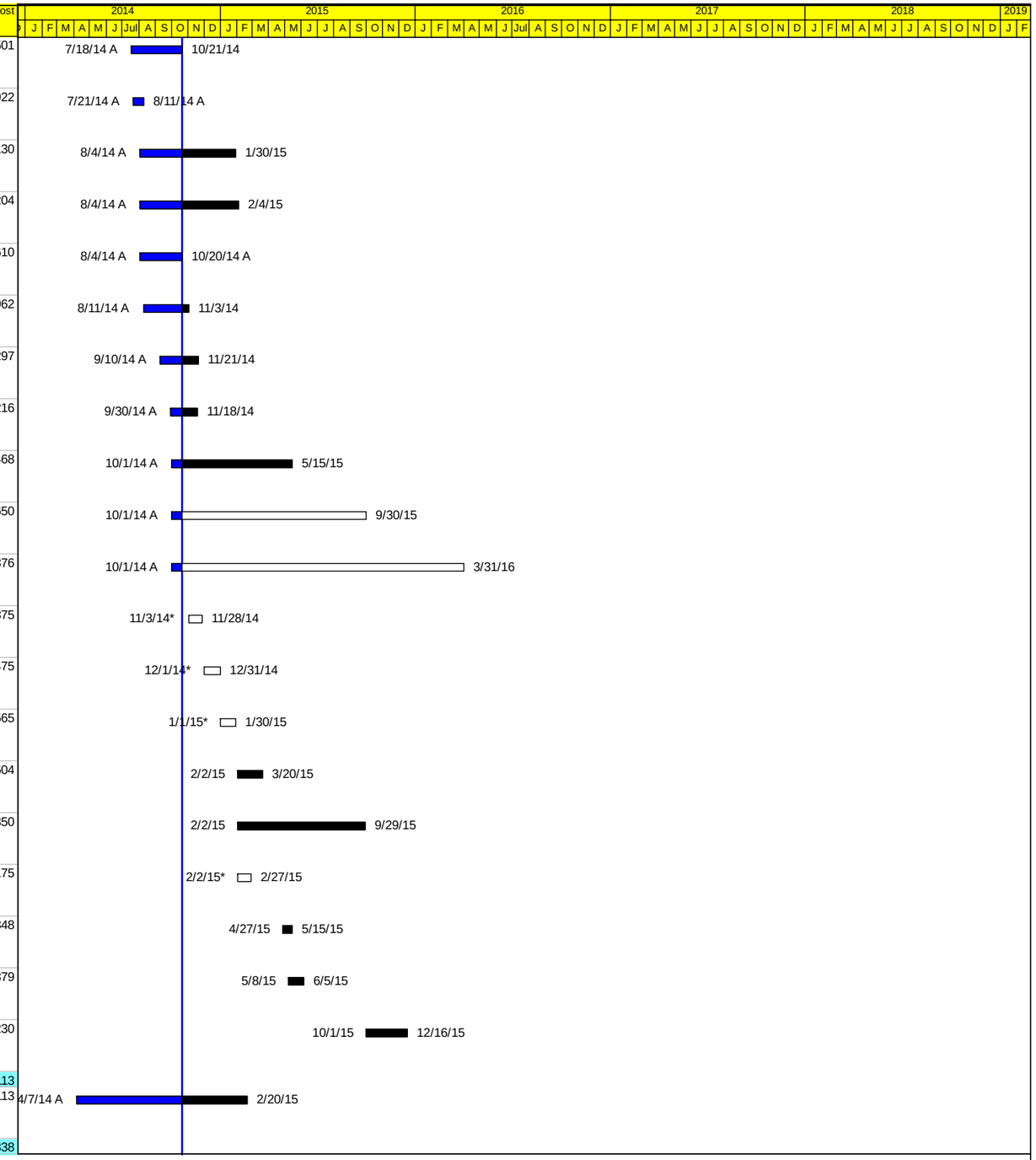

© Primavera Systems, Inc.

Current Bar Labels
Remaining Work
Milestone
Actual Milesto...
Critical Waste ...
Actual Work

Recovery_Resource Loaded Schedule (Does Not Include Escalation)

Status as of: 10/21/14

PRINT DATE: 10/26/14

Activity ID	Activity Name	Start	Finish	Budgeted Labor Units	Budgeted Total Cost
RJON14-1020	Emergency Mgmt Program Improvements RAD CAP	4/21/14 A	4/8/15	1524	$1,123,838
1.7.1.03 Radioactive and Hazardous Waste Management Program		10/1/14 A	3/31/16	140	$597,241
1.7.1.03.01 Radioactive and Hazardous Waste Management Program Improvements		10/1/14 A	3/31/16	140	$597,241
HM1001	RES Subcontract Support to Manage Additional Waste Types and Flatbed Trailer Monthly Rental Needed for Transporting West	10/1/14 A	3/31/16	0	$249,153
HM1002	Subcontract Cost For Rad Waste Disposal and Analytical Laboratory	10/1/14 A	3/31/16	0	$335,756
HM1000	SMP Line Management Assessment	2/2/15	3/27/15	140	$12,331
1.7.1.04 Human Factors Program		2/2/15	3/27/15	160	$42,462
1.7.1.04.01 Human Factors Program Improvements		2/2/15	3/27/15	160	$42,462
HF1000	SMP Line Management Self-Assessment	2/2/15	3/27/15	160	$42,462
1.7.1.05 Testing/Surveillance/Maintenance Program		8/22/14 A	11/4/16	46406	$3,677,559
1.7.1.05.01 Testing/Surveillance/Maintenance Program Improvements		8/22/14 A	11/4/16	46406	$3,677,559
WC1030	Evaluate current standing AJHAs for Maintenance and evaluate a process for trending of deficiencies - Budget Activity	8/22/14 A	12/25/14	3488	$284,615
WC1040	Revise Work Control procedure (WP 10-WC3011) and evaluate a process for trending of deficiencies	8/22/14 A	9/1/14 A	888	$60,516
WC1050	Development of the Plan of the Month, Plan of the Week, Plan for Tomorrow, and Plan of the Day	8/22/14 A	9/3/14 A	1128	$89,989
WC1080	Revise WP 10-AD3028, Calibration and Control of Measurement and Test Equipment (MTE)	8/22/14 A	9/9/14 A	816	$65,099
WC1100	Revise all CHAMPS calibration activities to calculate the next due date based on a float approach	8/22/14 A	9/9/14 A	1366	$85,149
WC1110	Update CHAMPS Preventive Maintenance (Type 2)	8/22/14 A	9/9/14 A	882	$54,979
WC1120	Revise the Preventive Maintenance procedure (WP 10-WC3010) to include a process for trending of deficiencies	8/22/14 A	9/4/14 A	1260	$85,868
WC1130	Develop New Guide for Decision on Preventive Maintenance/Calibration activities (WP 10-WC30xx)	8/22/14 A	9/4/14 A	1260	$85,868
WC1090	Revise WP 10-WC3029, Calibration and Control of Monitoring and Data Collection Equipment (MDE)	8/22/14 A	9/9/14 A	1224	$83,414
WC14790	Underground and Surface Vehicle/Equipment Procedures Revisions (JON13-1010)	8/25/14 A	10/21/14	2661	$233,685
WC1160	Review PM procedures for mobile surface vehicles - budget activity	9/1/14 A	11/25/14	17931	$1,401,194
WC1140	All Engineering Identify safety related equipment in the master equipment list (MEL)/component indices in Champs	9/10/14 A	11/18/14	2670	$251,404
WC1150	Review PM procedures for mobile underground vehicles to ensure requirements flow down/incorporation - Budget Activity	10/1/14 A	11/27/14	1884	$188,694
WC1360	Develop plan for procurement of replacement CMMS to include performance of an assessment of needs and program scope	4/20/15	11/4/16	8948	$707,086
1.7.1.06 Conduct of Operations Program		5/1/14 A	11/2/16	60266	$10,596,002
1.7.1.06.01 Conduct of Operations Program Improvements		5/1/14 A	11/2/16	60266	$10,596,002



Activity ID	Activity Name	Start	Finish	Budgeted Labor Units	Budgeted Total Cost
COP1010	Establish ConOps Mentoring Program	8/25/14 A	10/31/14	0	$317,250
COP1020	ConOps Mentoring Program	11/3/14	11/2/15	20880	$3,511,253
COP1000	SMP Line Management Assessment and Corrective Actions	4/13/15	5/29/15	5520	$530,183
IPL1280	Upgrade Central Monitoring Room	8/3/15	5/30/16	0	$2,000,000
COP1030	ConOps Mentoring Program	11/3/15	11/2/16	20880	$2,718,128
1.7.1.06.01.04 Fire Event Cap Corrective Actions		6/9/14 A	5/15/15	10982	$1,340,759
JON2-0001	Conduct of Operations Fire Cap	6/9/14 A	5/15/15	10982	$1,340,759
1.7.1.06.01.05 Radiological Release Event CAP Corrective Actions		5/1/14 A	4/23/15	2004	$178,430
RJON27-1000a	Conduct of Operations RAD CAP	5/1/14 A	4/23/15	2004	$178,430
1.7.1.07 Fire Protection Program		7/18/14 A	1/11/16	5136	$4,862,190
1.7.1.07.01 Underground Fire Protection System		7/18/14 A	9/30/15	2340	$1,581,095
FP1000	SMP Line Management Self-Assessment	3/30/15	5/22/15	200	$20,031
IPL1300	UG Fire Protection System	9/1/15*	9/30/15	0	$1,000,000
1.7.1.07.01.02 Fire Event Cap Corrective Actions		7/18/14 A	3/19/15	2140	$561,064
JON2-0002	Fire Protection Fire Cap	7/18/14 A	3/19/15	2140	$561,064
1.7.1.07.02 Fire Protection Program Improvements		8/15/14 A	4/16/15	1216	$90,498
FPI1000	Fire Protection Improvement - Budget Activity	8/15/14 A	4/16/15	1216	$90,498
1.7.1.07.03 Fire Protection Projects		9/29/14 A	1/11/16	1580	$3,190,596
FPI1026	Design/procure and upgrade to the above ground PA system - Summary	9/29/14 A	4/30/15	340	$322,397
FPI1023	Design/procure a new smoke sampling detection system for the U/G - Summary	12/1/14	1/11/16	520	$789,659
FPI1024	Design/procure a ne electronic tracking system for personnel in the U/G - Summary	12/1/14	10/22/15	360	$1,302,874
FPI1025	Determine the U/G wireless needs and install the necessary network - Summary	12/1/14	11/20/15	360	$775,667
1.7.1.08 Procedures and Training Program		5/1/14 A	3/14/16	13776	$3,379,925
1.7.1.08.01 Procedures		5/1/14 A	1/22/16	0	$1,056,971
Prcd-1022	Address Emergent Procedures for Facility Operations	5/1/14 A	1/22/16	0	$898,875
Prcd-1060	Conduct a DOE STD Principles for Procedure System Management Assessment	6/4/14 A	6/20/14 A	0	$52,346
JON2-0003	Procedures and Training Fire Cap	9/16/14 A	11/20/14	0	$105,750
1.7.1.08.02 Training		6/16/14 A	3/14/16	13776	$2,322,954

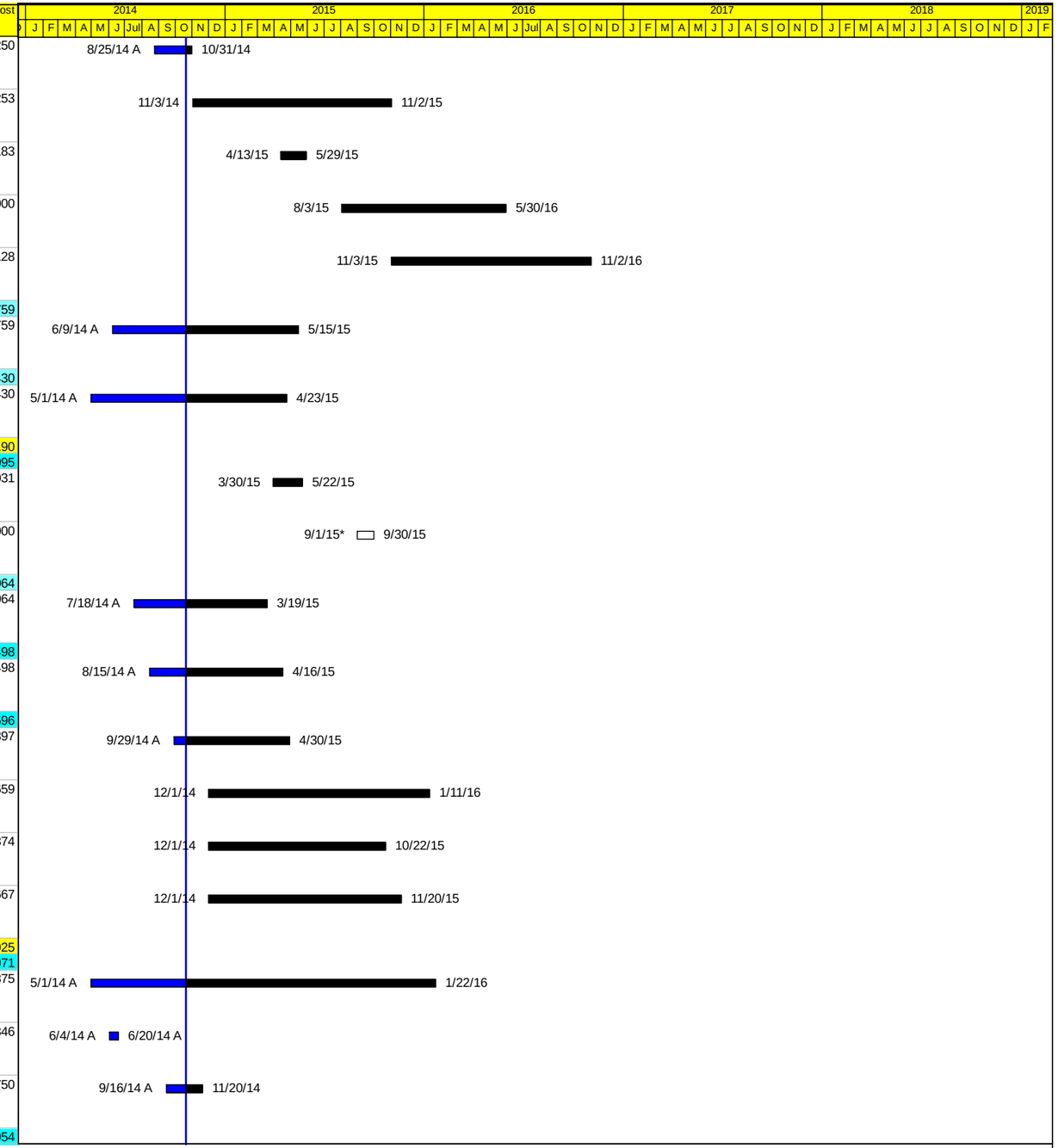

© Primavera Systems, Inc.

Current Bar Labels
Remaining Work
Milestone
Actual Milesto...
Critical Waste ...
Actual Work

Recovery_Resource Loaded Schedule (Does Not Include Escalation)

Status as of: 10/21/14

PRINT DATE: 10/26/14

Activity ID	Activity Name	Start	Finish	Budgeted Labor Units	Budgeted Total Cost
Train-1110	Conduct a DOE-STD-1070-94 Assessment for Training	6/16/14 A	6/18/14 A	0	$26,438
Train-1000	Provide Training to Facility Operations for Emergent Issues	7/18/14 A	3/2/16	0	$898,875
Train-1006	NWP Training and Procedures Management	8/22/14 A	3/14/16	3312	$275,382
Train-1085	Augment NWP Training Staff	9/1/14 A	11/24/14	528	$41,594
Train-1035	Additional Training Support	10/7/14 A	2/4/16	9936	$836,383
Train-1080	Augment training admin to support imp. of LMS and additional activities associated with more and frequent training	11/3/14	2/2/15	0	$244,283
1.7.1.09 Quality Assurance Program		2/16/15	4/10/15	1000	$100,156
1.7.1.09.01 Quality Assurance Program Improvements		2/16/15	4/10/15	1000	$100,156
QA1000	SMP Line Management Self-Assessment	2/16/15	4/10/15	1000	$100,156
1.7.1.10 Radiation Protection Program		5/1/14 A	3/31/16	28303	$6,014,818
1.7.1.10.01 Radiation Protection Program Improvements		5/1/14 A	3/31/16	28303	$6,014,818
RJON34-1000a	Radiation Protection RAD CAP	5/1/14 A	5/7/15	3160	$1,273,802
RADC1010	10CFR835 Assessment Actions (Revise Programmatic Procedures)	7/1/14 A	5/29/15	3415	$303,182
RADC1150	Develop Process to Store, Ship and Receive Potentially Contaminated Respirators and PC's	7/1/14 A	7/31/14 A	44	$3,510
RADC1160	Rad Con support develop Process to Store, Release and Control Potentially Contaminated Materials and Equipment	7/1/14 A	7/31/14 A	21	$1,675
RADC1015	Procurement and Installation of Network Software	7/1/14 A	6/5/15	480	$32,711
RADC1090	Procure Additional Portable Instruments to Support Staffing	7/18/14 A	10/15/14 A	37	$1,744
RADC1100	Procure Alpha Spectroscopy System	7/18/14 A	1/2/15	520	$27,134
RADC1130	Train New RWP/Work Planner While Chafin is on Contract	7/18/14 A	9/9/14 A	399	$18,609
RADC1045	Upgrading Incumbent Knowledge / Training	7/18/14 A	5/22/15	16440	$811,866
RADC0999	Rad Event AI CAP Development and Resolution	7/18/14 A	5/7/15	175	$16,626
RADC1030	Procure Canberra Horizon Software (Network CAM's/H&F/PCM's)	8/22/14 A	11/25/14	480	$37,771
RADC1170	Additional Management Support Per Department Reorganization	10/1/14 A	3/31/16	3132	$313,688
RADC1180	Recovery Subcontract Support/Mentoring-FY14	10/1/14 A	9/30/15	0	$3,172,500
1.7.1.11 Industrial Safety Program		7/1/14 A	3/31/16	11240	$1,384,350

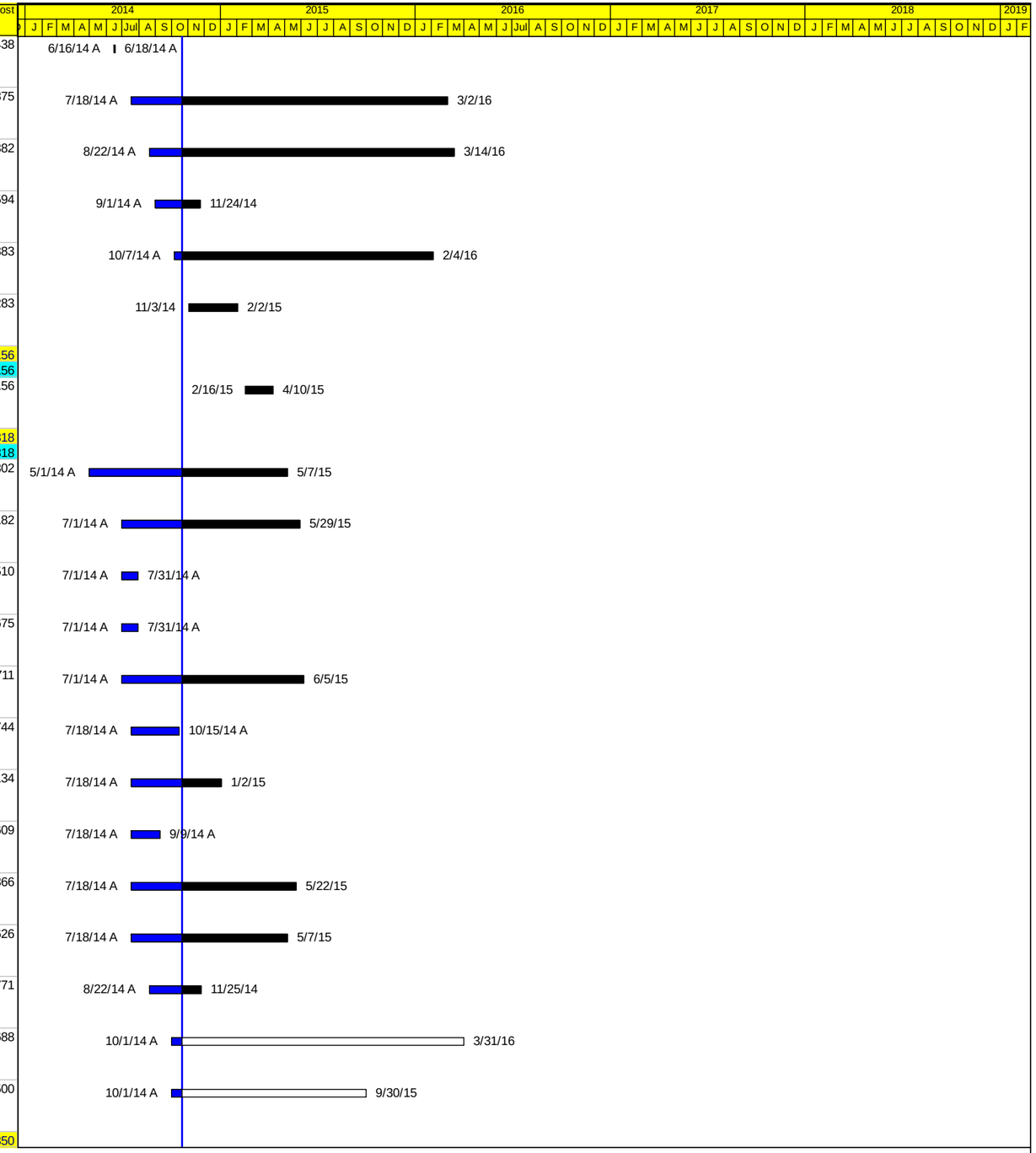

© Primavera Systems, Inc.

Current Bar Labels
Remaining Work
Milestone
Actual Milesto...
Critical Waste ...
Actual Work

Recovery_Resource Loaded Schedule (Does Not Include Escalation)

Status as of: 10/21/14

PRINT DATE: 10/26/14

Activity ID	Activity Name	Start	Finish	Budgeted Labor Units	Budgeted Total Cost
1.7.1.11.01 Industrial Safety Program Improvements		7/1/14 A	3/31/16	11240	$1,384,350
ISIH1040	OPS/IS&H/IT Identify location(s) for monitoring equipment	7/1/14 A	8/5/14 A	624	$49,781
ISIH1050	Procure equipment (Minin Rae & Voyager)	8/5/14 A	11/28/14	216	$19,478
ISIH1069	Identify full-face respirator w/ better peripheral visibility and Work w/Mining to determine suitability	8/13/14 A	10/21/14	640	$54,970
ISIH1000	Heat Stress procedure development and approval	9/1/14 A	9/9/14 A	160	$9,973
ISIH2005	Perform walk down with zones	9/30/14 A	5/29/15	1920	$192,080
ISIH3000	Correct safety deficiencies	9/30/14 A	12/29/14	2880	$288,038
ISIH1090	Purchase equipment (hardhat & cap lamp)	10/21/14	12/1/14	176	$17,627
ISIH3015	Subcontract/Mentoring Support for Recovery	10/21/14	2/19/15	0	$79,313
ISIH3005	Additional Industrial Hygienist Support for Recovery	11/3/14*	3/31/16	3132	$313,688
ISIH3010	Receipt of Material Purchases (MiniRae, Full-Face Respirators, Hardhats & Cap Lamps)	11/3/14*	11/28/14	0	$218,903
ISIH1060	Install equipment	12/1/14	2/12/15	1104	$110,572
1.7.1.11.01.06 Fire Event Cap Corrective Actions		7/18/14 A	12/25/14	388	$29,926
JON2-0004	Industrial Safety Fire Cap	7/18/14 A	12/25/14	388	$29,926
1.7.1.11.02 Personal Protective Equipment		11/3/14	3/30/16	0	$0
ISIH4000	Procure Personal Protective Equipment for the Site Recovery Effort	11/3/14*	3/30/16	0	$0
1.7.1.12 Engineering Program		7/18/14 A	5/29/15	19355	$5,731,020
1.7.1.12.01 Engineering Program Support		7/18/14 A	5/29/15	16620	$2,538,920
EP1000	Engineering CAPs	8/13/14 A	5/29/15	12000	$2,102,702
EP1001	SMP Line Management Self-Assessment	3/2/15	5/25/15	1030	$94,838
1.7.1.12.01.03 Fire Event Cap Corrective Actions		7/18/14 A	5/15/15	3590	$341,379
JON2-0005	Engineering Program Support Fire Cap	7/18/14 A	5/15/15	3590	$341,379
1.7.1.12.02 Cleaning System for UG Equipment		11/4/14	4/30/15	1380	$138,215
IPL1340	Cleaning System for UG Equipment	11/4/14	4/30/15	1380	$138,215
1.7.1.12.03 Continuous Air Monitors (CAMs)		9/16/14 A	4/13/15	0	$634,500
IPL1370	Design and Install CAMs	9/16/14 A	4/13/15	0	$634,500
1.7.1.12.04 Bulkhead Regulators		11/17/14	5/12/15	0	$1,000,000
IPL1380	Upgrade Bulkhead Regulators	11/17/14	5/12/15	0	$1,000,000

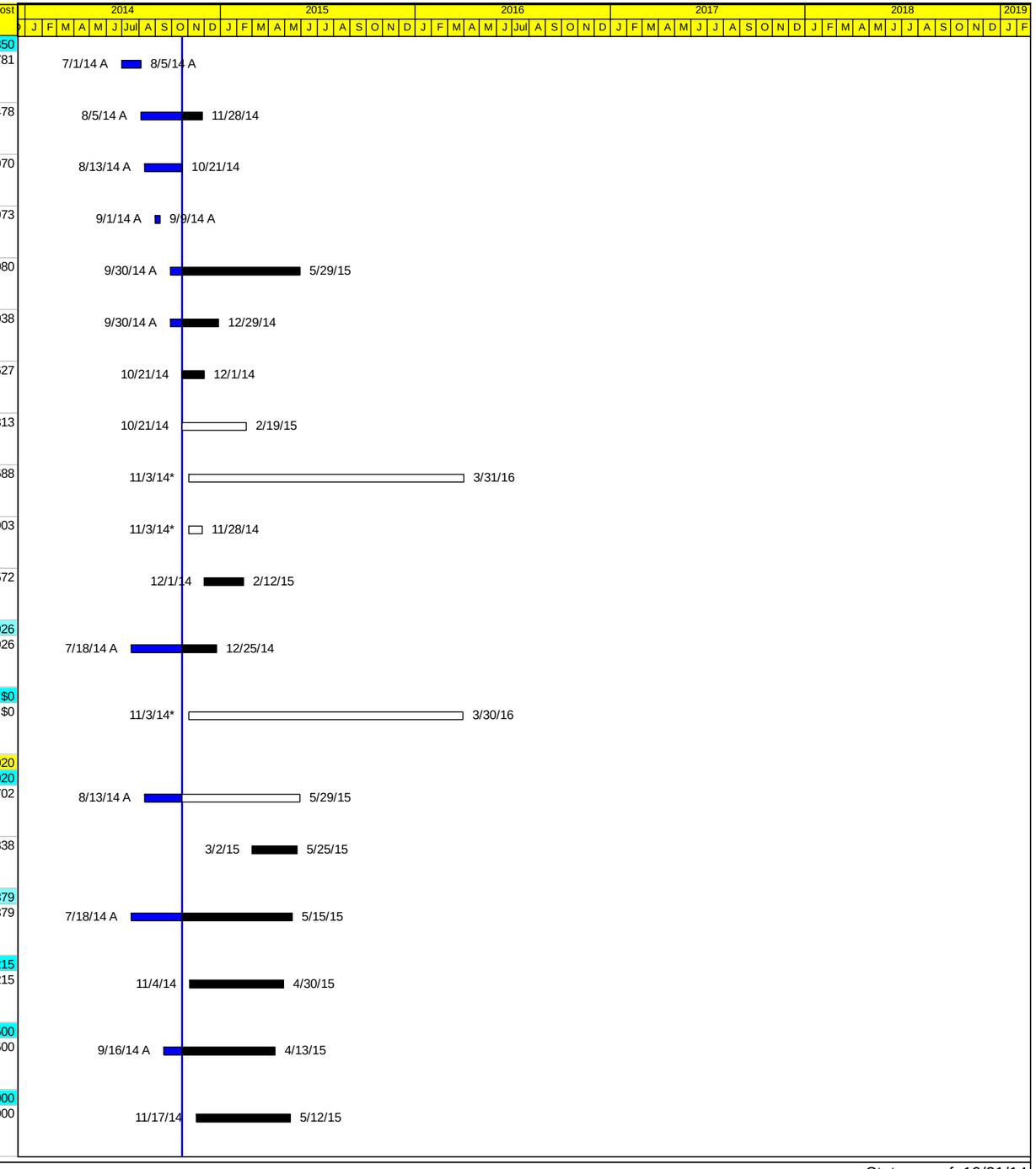

© Primavera Systems, Inc.

Current Bar Labels
Remaining Work
Milestone
Actual Milesto...
Critical Waste ...
Actual Work

Recovery_Resource Loaded Schedule (Does Not Include Escalation)

Status as of: 10/21/14

PRINT DATE: 10/26/14

Activity ID	Activity Name	Start	Finish	Budgeted Labor Units	Budgeted Total Cost
1.7.1.12.05 UG Ventilation Control Door Actuators		11/17/14	5/12/15	0	$1,000,000
IPL1360	UG Ventilation control Door Actuators	11/17/14	5/12/15	0	$1,000,000
1.7.1.12.06 Bypass Damper Design		10/21/14	4/15/15	1355	$419,385
ENGDD-1222	Bypass Damper Design	10/21/14	4/15/15	1355	$419,385
1.7.1.13 Contractor Assurance Program		5/1/14 A	5/22/15	26796	$4,173,878
1.7.1.13.01 Contractor Assurance Program		5/1/14 A	5/22/15	26796	$4,173,878
CA-1999	SMP Assessments and Evaluations	5/1/14 A	5/22/15	24244	$3,917,824
CA-0999	Fire Event CAP Actions for CAS	8/15/14 A	10/5/14 A	1342	$141,066
CA-3999	Issues Management Training - GM 1020	10/31/14	1/20/15	1210	$114,989
1.7.1.14 Hazardous Material Protection Program		3/2/15	4/24/15	1030	$94,838
1.7.1.14.01 Hazardous Material Protection Program Improvements		3/2/15	4/24/15	1030	$94,838
HM_2610	SMP Line Management Assessment	3/2/15	4/24/15	1030	$94,838
1.7.1.15 Decontamination and Decommissioning Program		3/2/15	4/24/15	1030	$94,838
1.7.1.15.01 Decontamination and Decommissioning Program Improvements		3/2/15	4/24/15	1030	$94,838
HM_2611	SMP Line Management Self-Assessment	3/2/15	4/24/15	1030	$94,838
1.7.1.16 Criticality Safety Program		3/30/15	5/22/15	1030	$94,838
1.7.1.16.01 Criticality Safety Management Program Improvements		3/30/15	5/22/15	1030	$94,838
NS_2500	SMP Line Management Self-Assessment	3/30/15	5/22/15	1030	$94,838
1.7.1.17 Integrated Safety Management System Program		5/1/14 A	4/10/15	1150	$103,142
1.7.1.17.01 Integrated Safety Management System Program Improvements		5/1/14 A	4/10/15	1150	$103,142
ISMS3005	SMP Line Management Self-Assessment	2/16/15	4/10/15	1030	$94,838
1.7.1.17.01.03 Radiological Release Event CAP Corrective Actions		5/1/14 A	9/9/14 A	120	$8,304
RJON24-1029	Integrated Safety Mgmt System Program RAD CAP	5/1/14 A	9/9/14 A	120	$8,304
1.7.1.18 Work Control Program		7/18/14 A	2/6/15	10330	$875,587
1.7.1.18.01 Work Control Program Improvements		7/18/14 A	2/6/15	10330	$875,587
WCP_3000	SMP Line Management Self-Assessment	12/22/14	2/6/15	1030	$94,838
1.7.1.18.01.02 Fire Event Cap Corrective Actions		7/18/14 A	10/27/14	9300	$780,749
JON2-0006	Work Control Program Fire Cap	7/18/14 A	10/27/14	9300	$780,749
1.7.3 ESS		9/1/14 A	7/1/15	2704	$4,595,549
1.7.3.02 Evaluation of the Safety of the Situation (ESS) Revisions		9/1/14 A	4/1/15	320	$235,815
1.7.3.02.01 ESS Revisions		9/1/14 A	4/1/15	320	$235,815
ESS2805	ESS-09 Revision 1 to Panel 6, Panel 7 Room 7	9/1/14 A	12/1/14	80	$58,546
ESS2915	ESS-10 Revision 0 IVS Construction	10/28/14	11/24/14	80	$110,167
ESS3055	ESS-10 Revision 1 IVS Tie-in, Testing	1/2/15	2/9/15	80	$59,090
ESS3190	ESS-2015-01 Install/Test/Operate SVS	1/23/15	4/1/15	80	$8,012

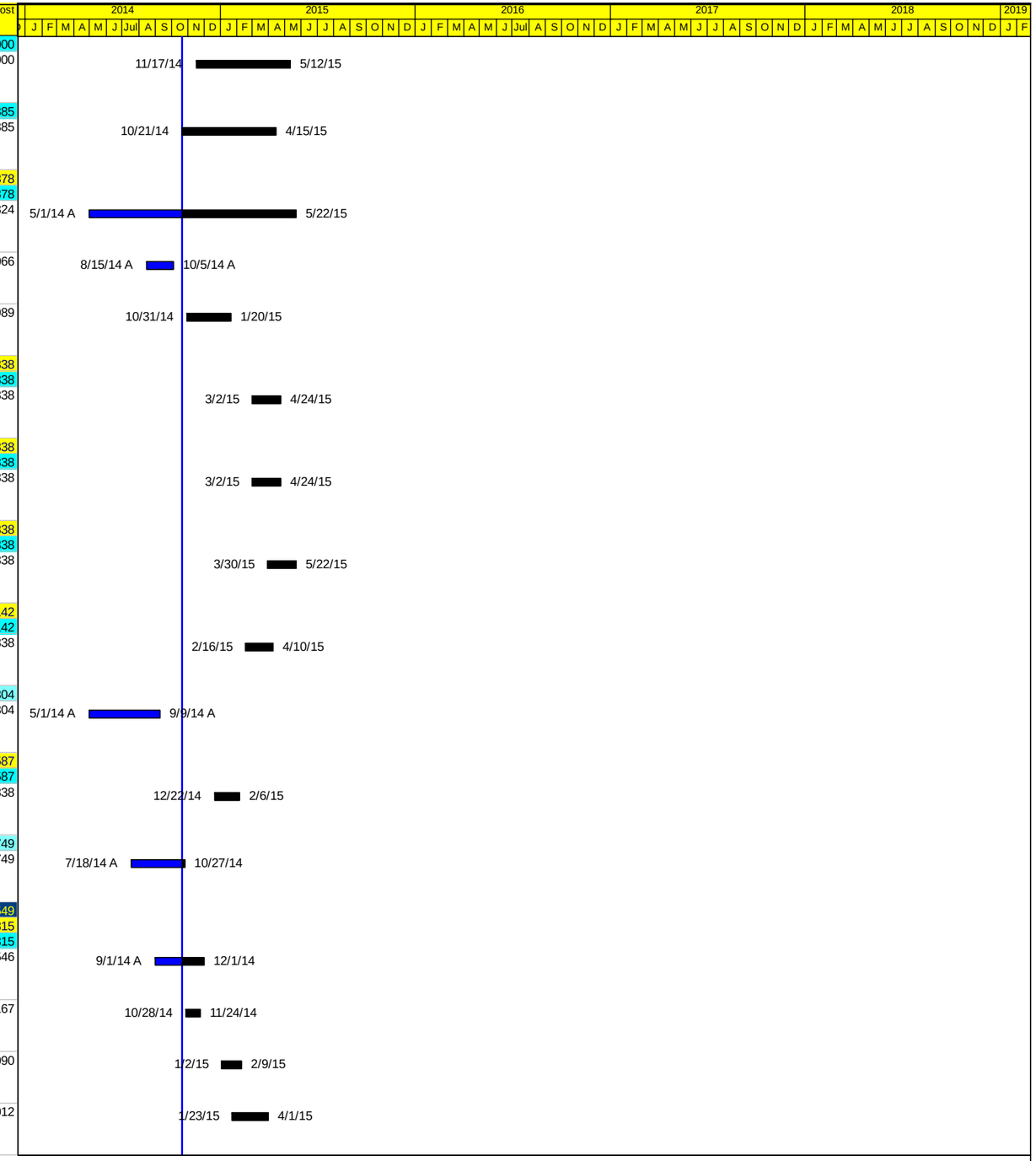

© Primavera Systems, Inc.

Current Bar Labels ◆ ◆ Actual Milesto...
Remaining Work ◆ ◆ Critical Waste ...
◇ ◇ Milestone Actual Work

Recovery_Resource Loaded Schedule (Does Not Include Escalation)

Status as of: 10/21/14

PRINT DATE: 10/26/14

Activity ID	Activity Name	Start	Finish	Budgeted Labor Units	Budgeted Total Cost
1.7.3.03 Documented Safety Analysis (DSA) Revision		9/16/14 A	7/1/15	2384	$4,359,734
1.7.3.03.01 DSA Revision 5		9/16/14 A	7/1/15	2384	$4,359,734
ISRDSA1010	Chapters 1 & 2	9/16/14 A	10/13/14 A	160	$1,955,167
ISRDA1000	Development & Submittal of WIPP DSA/TSR Revision 5	9/16/14 A	5/1/15	0	$1,021,545
ISRDSA1020	Chapters 3 & 4	10/27/14	4/7/15	0	$0
ISRDSA1040	SMP Chapters 6-17	2/2/15	3/27/15	120	$241,866
ISRDSA1030	Chapter 5/TSR	2/27/15	4/6/15	120	$369,559
ISRDSA3880	DSA Review and Comment Resolution	4/20/15	7/1/15	80	$314,476
ISRDSA3900	DSA Implementation Period	5/1/15	7/1/15	1904	$457,120
1.7.4 Underground Habitability/Operations		5/23/14 A	8/4/17	504272	$76,670,682
1.7.4.01 Decontamination and Remediation		7/24/14 A	3/28/16	237751	$21,400,579
1.7.4.01.01 Decontamination and Remediation Startup		9/16/14 A	9/4/15	25806	$1,996,224
Zone7RM1000a	D&R Startup	9/16/14 A	11/12/14	580	$59,103
Zone7RM1059	Remove Equipment for DeCon of area Zone 7 - Budget Activity	12/26/14	1/8/15	24875	$1,708,990
Zone7RM1280a	Receive D&D equipment	3/16/15	7/13/15	351	$132,705
NEPA1385	Decon - NEPA	8/4/15	9/4/15	0	$95,427
1.7.4.01.11 Zone 1c Survey, Clean, and Conduct Maintenance		10/21/14	5/15/15	62860	$5,714,206
Zone1cCL00	WP Remove and Stage Equipment from Zone 1C	10/21/14	11/19/14	16910	$1,977,096
Zone1cOV0170	Zone 1C Supervisory Watch, Briefings, and Procedure Reviews	12/31/14	5/15/15	11450	$1,381,977
Zone1cCL0100	Prepare Large Equipment for Disposal	2/5/15	3/19/15	6650	$458,922
Zone1cCL000	Zone 1C Survey, Clean, and Conduct Maintenance	3/4/15	3/25/15	27850	$1,896,211
1.7.4.01.02 Zone 7 D&R		7/24/14 A	8/6/15	83516	$7,774,589
Zone7OV0000	Zone 7 D&R	7/24/14 A	8/6/15	83516	$7,774,589
1.7.4.01.08 Zone 8 D&R		7/27/15	2/25/16	60729	$5,573,391
Zone8CL0	WP Remove Any Stage Equipment Zone 8 D&R	7/27/15	8/20/15	6260	$420,706
Zone8CL00	Zone 8 D&R	8/7/15	2/25/16	47819	$4,693,763
Zone8CL0100	Prepare Large Equipment for Disposal	12/22/15	2/4/16	6650	$458,922
1.7.4.01.09 Zone 9 D&R		2/26/16	3/28/16	4840	$342,169

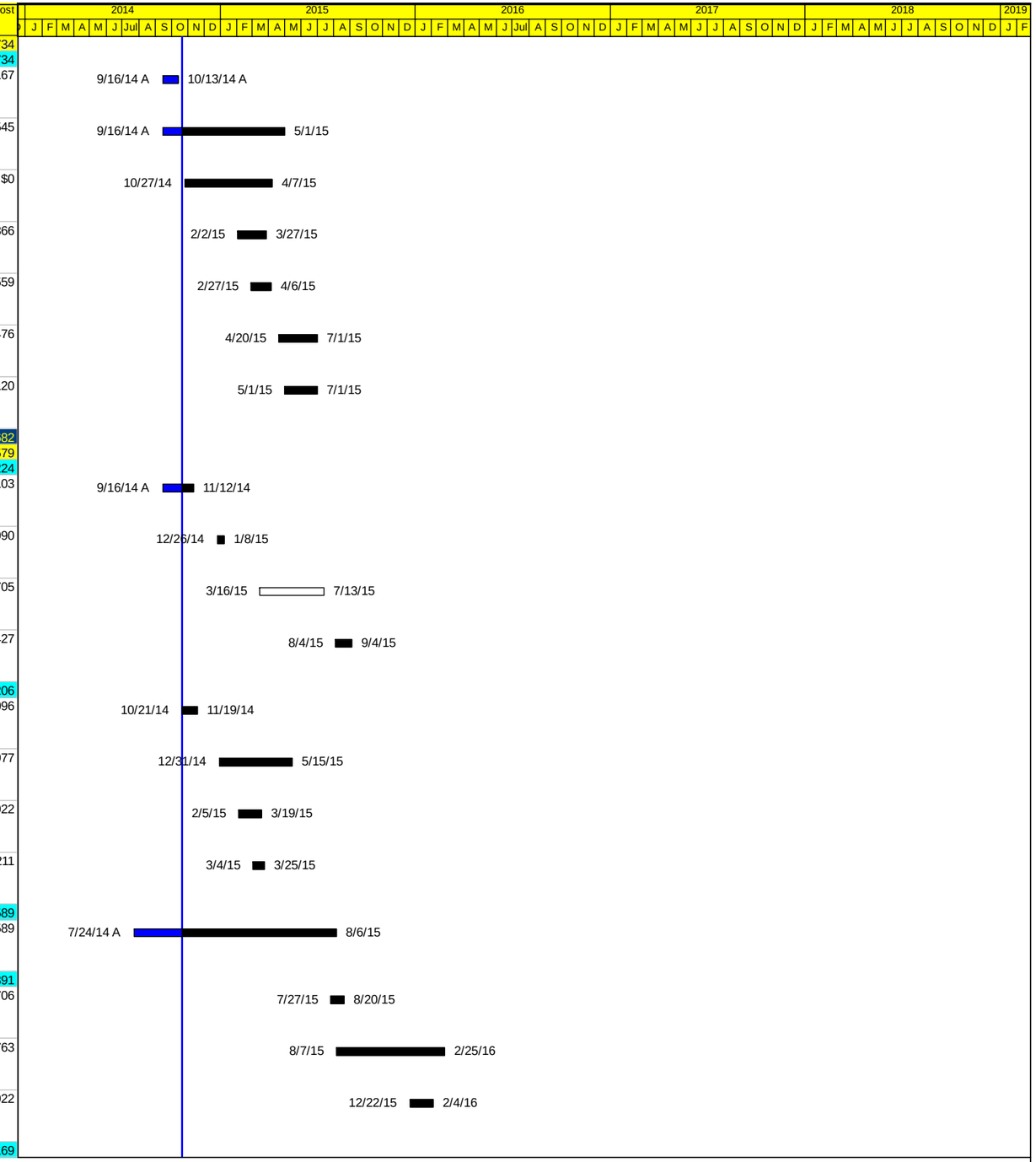

© Primavera Systems, Inc.

Current Bar Labels ◆ Actual Milesto...
Remaining Work ◆ Critical Waste ...
◇ Milestone Actual Work

Recovery_Resource Loaded Schedule (Does Not Include Escalation)

Status as of: 10/21/14

PRINT DATE: 10/26/14

Activity ID	Activity Name	Start	Finish	Budgeted Labor Units	Budgeted Total Cost
Zone9CL1219	Zone 9 D&R	2/26/16	3/28/16	4840	$342,169
1.7.4.02 Underground Stabilization		6/19/14 A	7/6/16	223228	$20,998,438
1.7.4.02.01 Hoisting		8/14/14 A	5/30/16	74675	$4,832,117
Hoisting1150a	Hoisting Support	8/14/14 A	5/5/16	11095	$1,151,627
Hoisting 0899	Hoisting Operation	10/28/14	5/30/16	63580	$3,680,490
1.7.4.02.02 Bolting		8/20/14 A	6/8/16	38940	$3,886,516
Bolting10000	WP Bolting	8/20/14 A	9/20/14 A	195	$15,208
Bolting10010	Uncontaminated Bolting Catch-up	11/17/14	4/8/16	14700	$1,131,435
Bolting10025	Pattern Bolting Catch-up - Budget Activity	11/26/14*	5/28/15	7545	$828,031
Bolting10070	Bolting Support	11/26/14	4/22/16	11100	$1,407,525
Bolting10040	Contaminated Bolting Catch-up	2/2/15	6/8/16	5400	$504,318
1.7.4.02.03 Zone 1a Survey, Clean, and Conduct Maintenance		8/14/14 A	12/25/14	3258	$304,981
Zone1aCL1019	Zone 1a Survey, Clean, and Conduct Maintenance	8/14/14 A	12/25/14	3258	$304,981
1.7.4.02.13 Soot Cleaning		8/22/14 A	2/26/15	19876	$1,325,434
Zone1aCL1120	WP (Type 3) Clean Soot - General Cleaning Zone 1a	8/22/14 A	9/11/14 A	46	$3,530
Zone3CL1480	WP (Type 3) Clean Soot - General Cleaning Zone 3	8/22/14 A	9/9/14 A	155	$10,621
Zone4CL1720	WP (Type 3) Clean Soot - General Cleaning Zone 4	9/10/14 A	10/3/14 A	115	$9,191
Zone6CL1270	WP (Type 3) Clean Soot - General Cleaning Zone 6	9/10/14 A	10/3/14 A	95	$7,530
Zone1aCL1130	WP Clean Soot - Electrical Cleaning (Equipment, switches) Zone 1a	9/30/14 A	10/20/14 A	78	$7,535
Zone1aCL1029	Clean Soot - Zone 1A	10/1/14 A	11/14/14	962	$67,438
Zone4CL1769	Clean Soot - Zone 4	10/21/14	2/26/15	6310	$406,271
Zone2CL1310	WP Clean Soot - Electrical Cleaning (Equipment, switches) Zone 2	10/27/14*	10/31/14	0	$0
Zone2CL1260	WP (Type 3) Clean Soot - General Cleaning Zone 2	11/3/14	11/10/14	235	$21,423
Zone3CL1539	Clean Soot - Zone 3	11/10/14	2/9/15	8620	$561,970
Zone6CL1319	Clean Soot - Zone 6	11/28/14	2/12/15	1420	$101,644

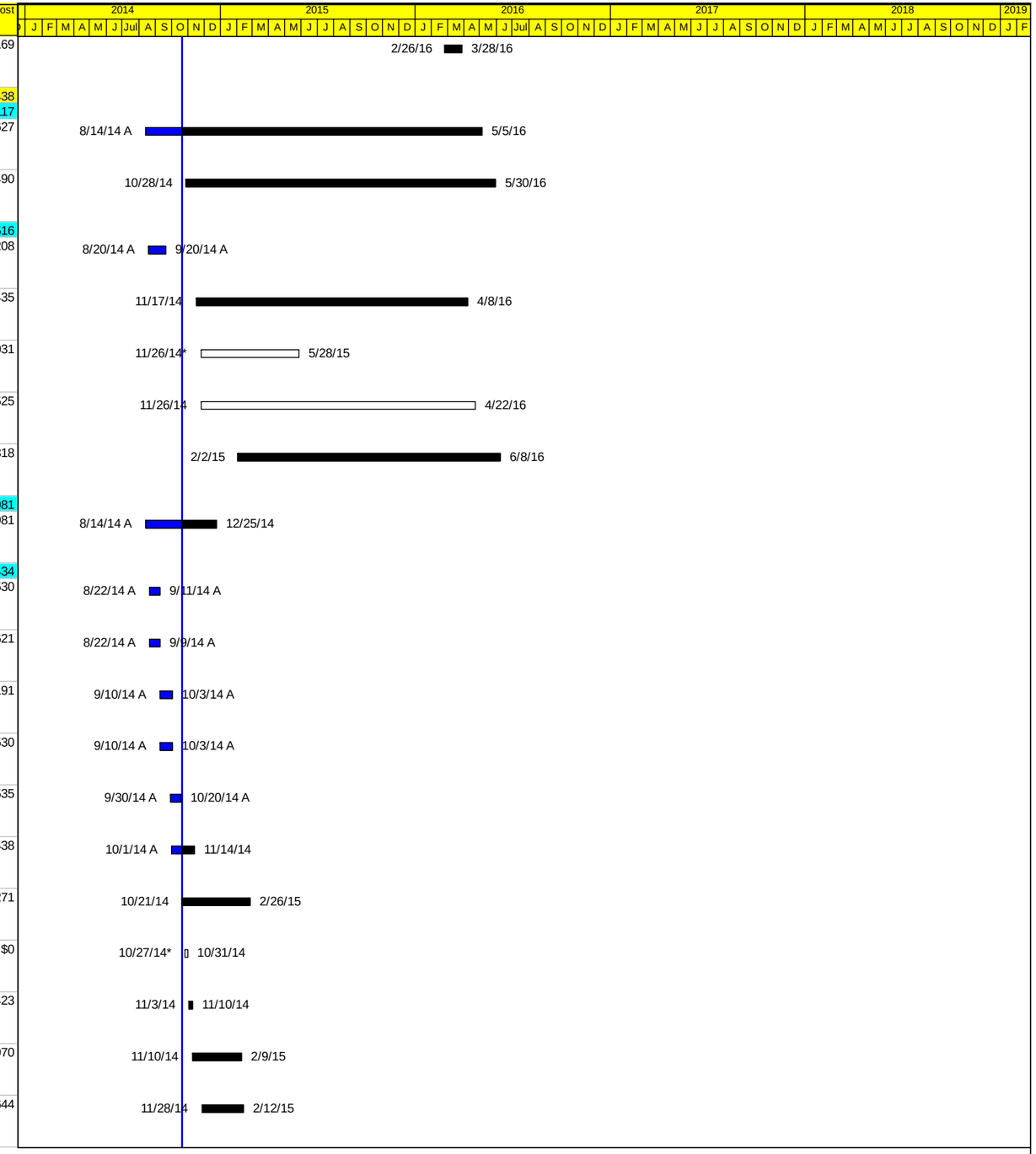

© Primavera Systems, Inc.

Current Bar Labels
Remaining Work
Milestone
Actual Milesto...
Critical Waste ...
Actual Work

Recovery_Resource Loaded Schedule (Does Not Include Escalation)

Status as of: 10/21/14

PRINT DATE: 10/26/14

Activity ID	Activity Name	Start	Finish	Budgeted Labor Units	Budgeted Total Cost
Zone2CL1319	Clean Soot - Zone 2	12/15/14	2/18/15	1840	$128,281
1.7.4.02.06 Zone 2 Survey, Clean, and Conduct Maintenance		8/21/14 A	4/22/16	5391	$828,108
Zone2CL1231	Interceptor Tank Assessment Zone 2	8/21/14 A	2/18/15	1000	$59,558
Zone2CL1229	Zone 2 Survey, Clean, and Conduct Maintenance	8/21/14 A	2/18/15	4391	$453,020
BW1010	Containerize Decon Water	9/30/14 A	3/9/16	0	$26,833
BW1170	Establish off site disposal pick up with Veolia	4/22/16	4/22/16	0	$41,243
BW1180	If water is not hazardous nor New Mexico special waste but LLW schedule for off site disposal with Energy Solutions.	4/22/16	4/22/16	0	$247,455
1.7.4.02.04 Zone 1b Survey, Clean, and Conduct Maintenance		10/6/14 A	12/16/14	5547	$568,884
Zone1bCL1009	Zone 1b Survey, Clean, and Conduct Maintenance	10/6/14 A	12/16/14	5547	$568,884
1.7.4.02.07 Zone 3 Survey, Clean, and Conduct Maintenance		9/16/14 A	2/9/15	6860	$779,140
Zone3CL1469	Zone 3 Survey, Clean, and Conduct Maintenance	9/16/14 A	2/9/15	6860	$705,115
Zone3CL1468	Zone 3 Perform Forensic Evaluation	11/20/14	11/27/14	0	$74,025
1.7.4.02.10 Zone 6 Survey, Clean, and Conduct Maintenance		10/13/14 A	2/13/15	6215	$598,710
Zone6CL1259	Zone 6 Survey, Clean, and Conduct Maintenance	10/13/14 A	2/13/15	6215	$598,710
1.7.4.02.08 Zone 4 Survey, Clean, and Conduct Maintenance		10/7/14 A	3/3/15	5740	$592,059
Zone4CL1199	Zone 4 Survey, Clean, and Conduct Maintenance	10/7/14 A	3/3/15	5740	$592,059
1.7.4.02.09 Zone 5 Survey, Clean, and Conduct Maintenance		10/13/14 A	12/30/14	4365	$466,247
Zone5CL1259	Zone 5 Survey, Clean, and Conduct Maintenance	10/13/14 A	12/30/14	4365	$466,247
1.7.4.02.11 Filter Change Out		12/1/14	7/6/16	46580	$3,694,713
IPL1095	Filter Change Out	12/1/14*	3/2/16	5780	$901,764
BD2000	DOP Test # 1 HEPAs (Bldg 413 and IVS) - WBS	1/19/15	7/9/15	4080	$279,295
BD1000	Changeout # 1 MODS & Highs (Building 413) - WBS	2/2/15	6/26/15	4080	$279,295
BD3009	Install Permacon containments for IVS - WBS	3/9/15	9/11/15	4080	$279,295
BD7000	HEPA Filter Replacement # 1 (7 Year) - WBS	5/12/15	11/16/15	4080	$279,295
BD3000	Changeout # 2 MODS & Highs (Building 413) - WBS	5/25/15	11/24/15	4080	$279,295
BD9000	Changeout # 3 MODS & Highs (IVS) - WBS	5/25/15	11/24/15	4080	$279,295

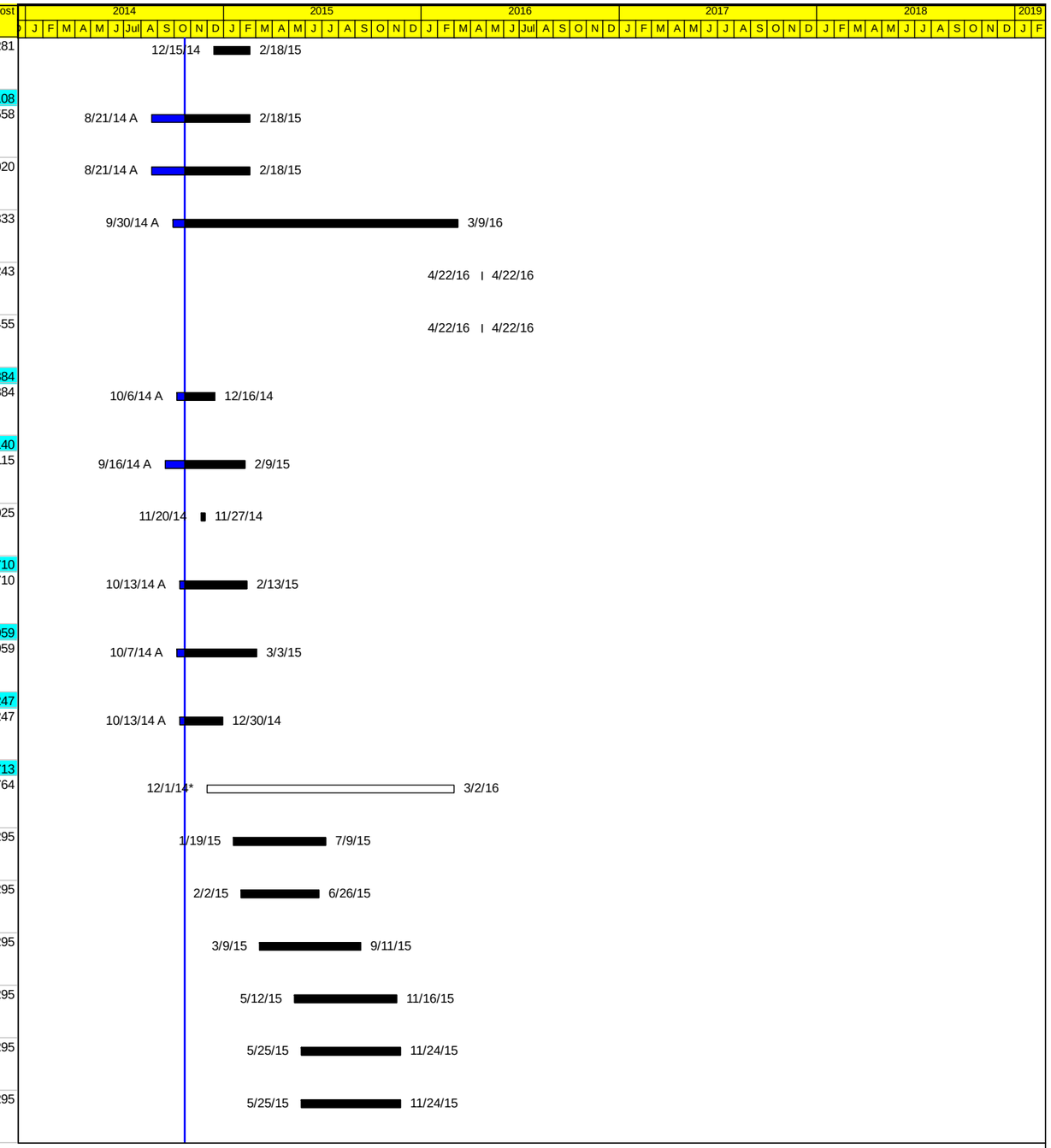

© Primavera Systems, Inc.

Current Bar Labels
Remaining Work
Milestone
Actual Milesto...
Critical Waste ...
Actual Work

Recovery_Resource Loaded Schedule (Does Not Include Escalation)

Status as of: 10/21/14

PRINT DATE: 10/26/14

Activity ID	Activity Name	Start	Finish	Budgeted Labor Units	Budgeted Total Cost
BD4000	DOP Test # 2 HEPAs (Bldg 413 and IVS) - WBS	8/3/15	12/3/15	4080	$279,295
BD6000	Changeout # 5 MODS & Highs (IVS) - WBS	12/7/15	6/3/16	4080	$279,295
BD5000	Changeout # 4 MODS & Highs (Building 413) - WBS	12/21/15	6/24/16	4080	$279,295
BD8000	HEPA Filter Replacement # 2 (7 Year) - WBS	1/4/16	7/6/16	4080	$279,295
1.7.4.02.12 Reach Project		6/19/14 A	11/17/14	5782	$3,121,530
REACH-0999	Reach Project	6/19/14 A	11/17/14	5782	$3,121,530
1.7.4.03 Interim Ventilation System		5/23/14 A	6/24/15	15785	$9,213,863
1.7.4.03.01 Interim Ventilation System Design/Construct/Test		5/23/14 A	6/24/15	15785	$9,213,863
PM132	Issue Final PXP - Budget Activity	5/23/14 A	6/27/14 A	0	$158,613
IVSPCN1379	Planned Change Notice - Interim Ventilation	6/2/14 A	9/8/14 A	0	$91,188
CL2A1060	Interim Ventilation PMR Process	6/18/14 A	6/24/15	0	$384,507
D0999	IVS Design	6/26/14 A	11/19/14	0	$554,059
IVSPCN1000	Regulatory Review Process - Interim Ventilation	7/1/14 A	8/27/14 A	0	$428,723
P0999	Filter Skids Design - Budget Activity	7/17/14 A	12/12/14	900	$174,735
P1059	PP2 - Fans/VFDs Procurement - Budget Activity	7/17/14 A	12/5/14	360	$116,272
P1089	PP3 Electrical Equipment - Receive Quote - Budget Activity	9/5/14 A	2/6/15	30	$251,417
S1025	Project Management	9/10/14 A	9/10/14 A	3840	$306,347
P1119	Ductwork Procurement - Budget Activity	9/26/14 A	2/19/15	150	$98,112
TmpVS-1630	Design CMS GUI (including Software) - Budget Activity	9/30/14 A	3/16/15	0	$5,288
TmpVS-1530	Design for IVS Duct Demo Budget Activity	11/6/14	12/17/14	2350	$311,338
P1040	PP1- Filter Skids Fabrication - Budget Activity	11/10/14	2/11/15	120	$93,647
C0999	Installation - Budget Activity	12/2/14	5/18/15	1305	$1,169,959
TmpVS-1580	Procure Materials for the Containment for Duct Demo Area on IVS	12/2/14	12/2/14	0	$52,875

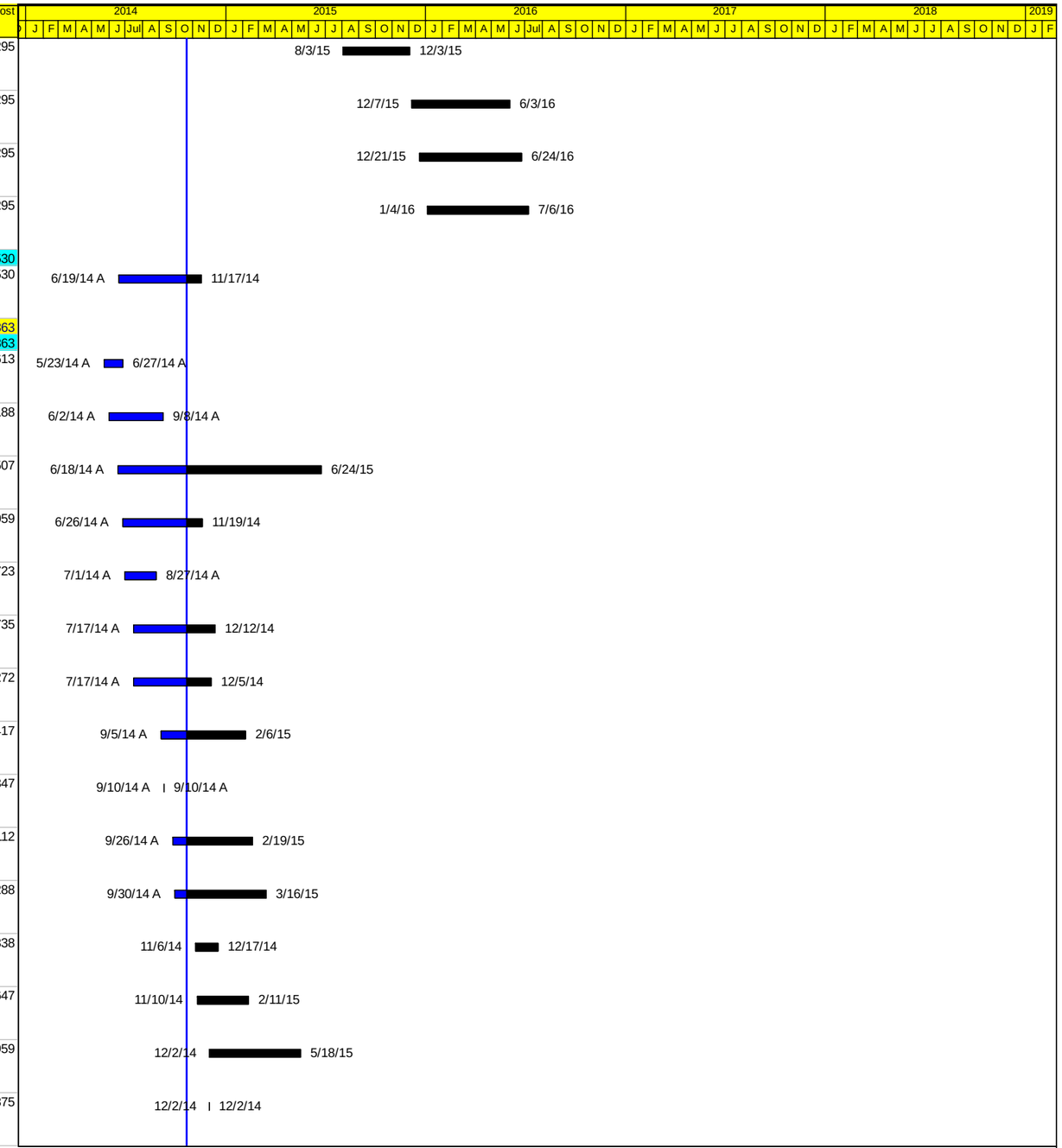

© Primavera Systems, Inc.

Current Bar Labels
Remaining Work
Milestone
Actual Milesto...
Critical Waste ...
Actual Work

Recovery_Resource Loaded Schedule (Does Not Include Escalation)

Status as of: 10/21/14

PRINT DATE: 10/26/14

Activity ID	Activity Name	Start	Finish	Budgeted Labor Units	Budgeted Total Cost
P1082	PP2 Fans/VFDs - Received - Budget Activities	12/12/14	12/12/14	0	$1,524,864
P1149	Control Panel/Instruments Procurement - Budget Activity	12/15/14	4/20/15	90	$59,728
TmpVS-2110	Elec Control Panel Switchgear/Conex/Transformer SOW/Doc Prep - IVS - Budget Activity	12/23/14	4/14/15	390	$374,715
S0999	IVS Start-up & Test	12/26/14	5/18/15	0	$81,956
IVSNEPA1389	NEPA - Interim Ventilation	12/29/14	1/16/15	0	$95,427
S1005	LMA Efforts - Support	2/3/15	4/29/15	4450	$445,259
P1112	PP3 Electrical Equipment Received	2/16/15	2/16/15	300	$31,549
P1051a	Receive PP1 Filter Skids	2/19/15	2/19/15	0	$1,345,562
IVSFD1023	Vendor Deliver Equipment/Service - Budget Activity	2/23/15	3/27/15	0	$755,259
P1142	PP4 Ductwork - Received	2/27/15	2/27/15	300	$31,549
P1172	PP5 Control Panel/Instruments Received	4/28/15	4/28/15	300	$31,549
1.7.4.03.01.02 IVS Design		6/11/14 A	10/31/14	900	$239,367
1.7.4.03.01.02.03 IVS PP3 - Elect Swgr / Transformer Design		7/31/14 A	8/14/14 A	300	$25,573
D159	Elect Swgr/Transformer Design - Budget Activity	7/31/14 A	8/14/14 A	300	$25,573
1.7.4.03.01.02.04 IVS PP4 - Ductwork Design		6/25/14 A	8/12/14 A	300	$25,573
D179	Ductwork Design - Budget Activity	6/25/14 A	8/12/14 A	300	$25,573
1.7.4.03.01.02.06 IVS Installation Design		6/11/14 A	10/31/14	300	$188,221
D1069	Installation Design - Budget Activity	6/11/14 A	10/31/14	300	$188,221
1.7.4.04 Supplemental Ventilation		7/1/14 A	8/6/15	18122	$4,144,178
1.7.4.04.01 Supplemental Ventilation System Design/Construct/Test		7/1/14 A	8/6/15	18122	$4,144,178
PCNSupVS-1079	Regulatory Review - Supplemental Ventilation	7/1/14 A	10/9/14 A	0	$321,561
SupVS-1017	Procurement Cycle	7/14/14 A	1/15/15	1161	$124,109
SupVS-0999	Evaluate Alternatives and Establish Requirements	7/22/14 A	9/16/14 A	356	$27,834
SupVS-1051	Perform Detailed Design	10/13/14 A	1/22/15	30	$22,639
NPSupVS-1309	NEPA - Supplemental Ventilation	10/15/14 A	1/22/15	70	$227,561



© Primavera Systems, Inc.

Current Bar Labels
Remaining Work
Milestone
Actual Milesto...
Critical Waste ...
Actual Work

Recovery_Resource Loaded Schedule (Does Not Include Escalation)

Status as of: 10/21/14

PRINT DATE: 10/26/14

Activity ID	Activity Name	Start	Finish	Budgeted Labor Units	Budgeted Total Cost
SupVS-1126	Procure, Fabricate & Deliver M&S (Material & Supplies) - (Budget Activity)	12/3/14	3/24/15	1220	$1,275,086
PCNSupVS-1255	Planned Change Notice - Supplemental Ventilation	12/3/14	3/6/15	40	$41,019
SupVS-1128a1	Receive O&M Manuals and Spare Parts for Equipment	1/23/15	2/13/15	290	$38,298
SupVS-1128a2	PM screening process per WP10 & Wc3014	3/6/15	4/16/15	200	$19,608
SupVS-1127	Prepare Work Control Documents (WCD)	3/20/15	4/10/15	2100	$209,310
SupVS-1129a1	Procure Construction Contractor and Perform Construction Activities	4/10/15	6/12/15	1080	$372,471
SupVS-1140	Reconfigure U/G	5/1/15	5/15/15	10810	$1,306,902
SupVS-1150	Balance Test & Startup	5/15/15	7/13/15	265	$102,584
SupVS-1200	Readiness Actions	6/25/15	8/6/15	500	$55,194
1.7.4.05 Underground Equipment/Systems		8/15/14 A	8/4/17	0	$19,695,938
1.7.4.05.01 Underground Equipment/Systems Replacement		8/15/14 A	8/4/17	0	$19,695,938
MERP1739	Procurement of Diesel Filter Additions for the 4 ton Forklift	8/15/14 A	9/30/14 A	0	$13,219
MERP1859	Procurement of Diesel Filter Additions for the LHD	8/15/14 A	9/30/14 A	0	$13,219
MERP1979	Procurement of Diesel Filter Additions for the Lift Truck	8/15/14 A	9/30/14 A	0	$13,219
MERP2099	Procurement of Diesel Filter Additions for the 3 Bolters	8/15/14 A	9/30/14 A	0	$39,656
MERP2109	Diesel Filter Additions for Additional Equipment (LHDs, Haul Trucks, Lift Trucks)	8/15/14 A	9/30/14 A	0	$79,313
MERP3329	Install Automated Fire Suppression System for 3 bolters Summary	9/25/14 A	3/2/15	0	$47,588
MERP3419	Install Automated Fire Suppression System for 6 Haul Trucks	9/25/14 A	3/6/15	0	$95,175
MERP3539	Install Automated Fire Suppression System for 4 LHDs	9/25/14 A	3/3/15	0	$63,450
MERP3659	Install Automated Fire Suppression System for 3 Lift Trucks	9/25/14 A	3/3/15	0	$47,588
MERP3779	Install Automated Fire Suppression System for 4 Forklifts	9/25/14 A	3/3/15	0	$63,450
RER9010	Delivery and Acceptance of Fire Suppression Vehicle (1)	10/15/14 A	10/15/14 A	0	$30,668
RER13770	Delivery and Acceptance of Electric Scissor Lift	10/22/14	10/22/14	0	$31,725

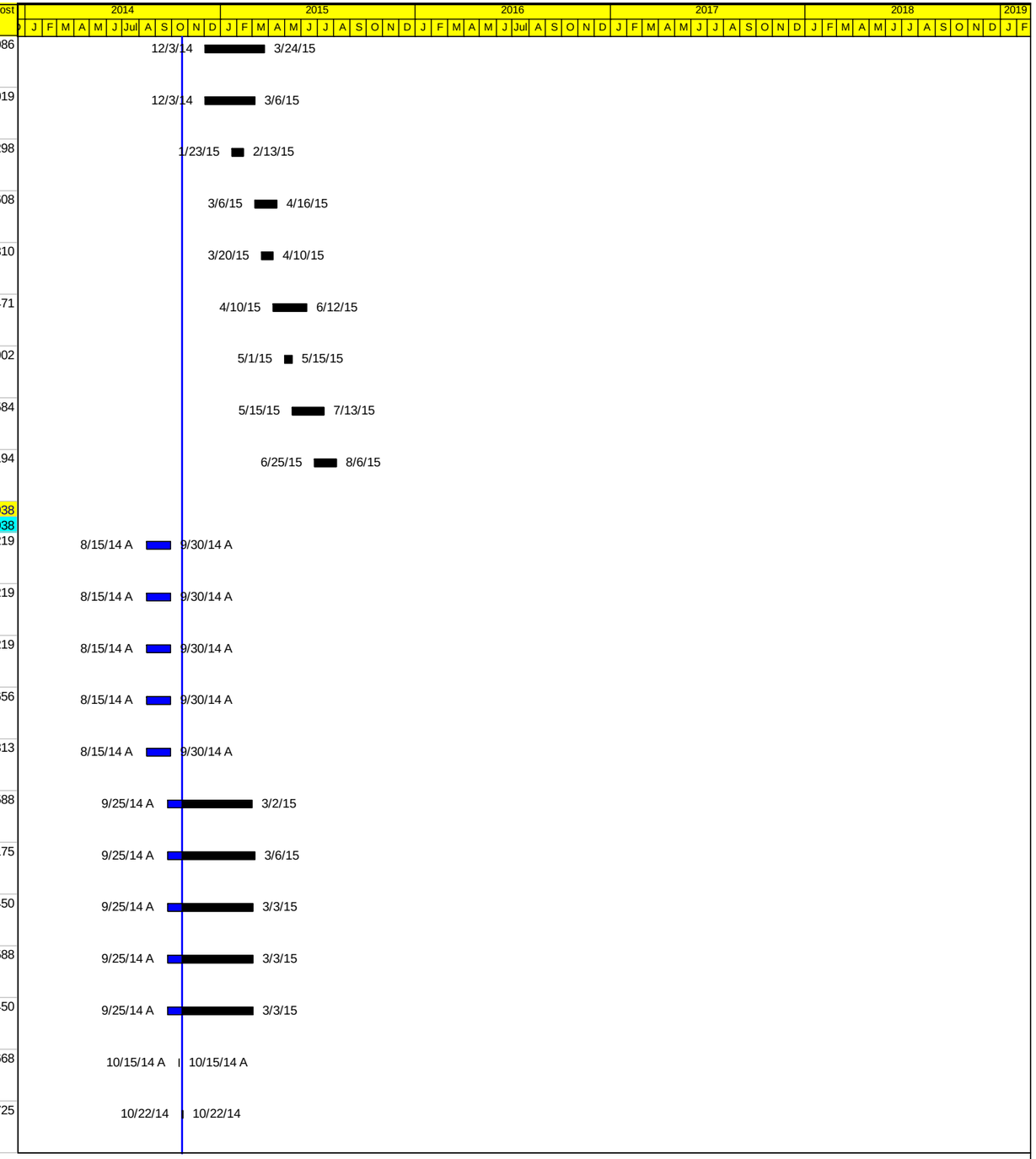

© Primavera Systems, Inc.

Current Bar Labels
Remaining Work
Milestone
Actual Milesto...
Critical Waste ...
Actual Work

Recovery_Resource Loaded Schedule (Does Not Include Escalation)

Status as of: 10/21/14

PRINT DATE: 10/26/14

Activity ID	Activity Name	Start	Finish	Budgeted Labor Units	Budgeted Total Cost
RER11030	Delivery and Acceptance of Mobile Soda Blaster	11/7/14	11/7/14	0	$52,875
RER9015	Delivery and Acceptance of Fire Suppression Vehicle (7)	2/10/15*	2/18/15	0	$139,590
RER9020	Delivery and Acceptance of UG Electric Ambulance	2/10/15*	2/18/15	0	$33,840
RER9025	Delivery and Acceptance of Electric UG Rescue Vehicle	2/10/15*	2/18/15	0	$33,840
RER10272	Delivery and Acceptance of 4-ton Forklift	3/2/15	3/2/15	0	$63,450
RER7000	Delivery and Acceptance of 2 Roof Bolters	3/9/15	3/9/15	0	$1,269,000
RER8000	Delivery and Acceptance of 2 PPCs for the New Roof Bolters	4/10/15	4/13/15	0	$274,950
RER10029	Delivery and Acceptance of 2 Lift Trucks	5/6/15	5/7/15	0	$687,375
RER5000	Delivery and Acceptance of Local Filter System for the Active Underground Area	7/3/15	7/6/15	0	$423,000
RER10117	Delivery and Acceptance of PPC for the New Roof Bolters	7/10/15	7/10/15	0	$137,475
RER6000	Delivery and Acceptance of Local Filter System for Contaminated Excavating	7/13/15	7/14/15	0	$423,000
RER10149	Delivery and Acceptance of 3 Face Fans	10/22/15	10/23/15	0	$396,563
RER9000	Delivery and Acceptance of 4 Ton Forklift	11/6/15	11/6/15	0	$63,450
RER11000	Delivery and Acceptance of 15 Electric Carts - Lot 1	11/17/15	11/17/15	0	$222,075
RER10303	Delivery and Acceptance of 6-ton Forklift	11/30/15	11/30/15	0	$84,600
RER11039	Delivery and Acceptance of Mobile Scalar	12/3/15	12/3/15	0	$317,250
RER4000	Delivery and Acceptance of Scrubbers for the Continuous Miner	1/19/16	1/20/16	0	$549,900
RER10241	Delivery and Acceptance of LHD	2/11/16	2/11/16	0	$793,125
RER10334	Delivery and Acceptance of Drill Mounted Scrubbers	3/8/16	3/9/16	0	$592,200
RER10498	Delivery and Acceptance of out-dated Continuous Miner	3/24/16	3/25/16	0	$3,701,250
RER01000	Delivery and Acceptance of Outdated Haul Truck 01	4/1/16	4/1/16	0	$793,125

© Primavera Systems, Inc.

Current Bar Labels
Remaining Work
Milestone
Actual Milesto...
Critical Waste ...
Actual Work

Recovery_Resource Loaded Schedule (Does Not Include Escalation)

Status as of: 10/21/14

PRINT DATE: 10/26/14

Activity ID	Activity Name	Start	Finish	Budgeted Labor Units	Budgeted Total Cost
RER11010	Delivery and Acceptance of 15 Electric Carts - Lot 2	5/18/16	5/18/16	0	$222,075
RER10179	Delivery and Acceptance of New Scissor Lift	5/19/16	5/20/16	0	$95,175
RER12870	Delivery and Acceptance of Skid Steer Loader	8/11/16	8/11/16	0	$52,875
RER11350	Delivery and Acceptance of Mobile Lift	8/16/16	8/16/16	0	$84,600
RER11650	Delivery and Acceptance of Mobile Generator	8/16/16	8/16/16	0	$264,375
RER11960	Delivery and Acceptance of Kubota Tractor	8/16/16	8/16/16	0	$42,300
RER12270	Delivery and Acceptance of Lube Truck	8/16/16	8/16/16	0	$423,000
RER12570	Delivery and Acceptance of Crane Truck	8/16/16	8/16/16	0	$423,000
RER13470	Delivery and Acceptance of Mobile Simon Lift Platform	8/16/16	8/16/16	0	$89,888
RER13170	Delivery and Acceptance of Ingersoll Air Compressor	9/1/16	9/1/16	0	$52,875
RER11020	Delivery and Acceptance of 15 Electric Carts - Lot 3	11/16/16	11/16/16	0	$222,075
RER10210	Delivery and Acceptance of 3 LHDs	3/23/17	3/23/17	0	$2,379,375
RER10058	Delivery and Acceptance of Borehole Machine A	5/17/17	5/18/17	0	$687,375
RER10087	Delivery and Acceptance of Machine B	5/17/17	5/18/17	0	$687,375
RER2000	Delivery and Acceptance of Outdated Haul Truck 03	7/14/17	7/14/17	0	$793,125
RER10000	Delivery and Acceptance of Outdated Haul Truck 02	7/14/17	7/14/17	0	$793,125
RER3000	Delivery and Acceptance of Outdated Haul Truck 04	8/4/17	8/4/17	0	$793,125
1.7.4.06 Panel/Room Closures		9/1/14 A	4/13/15	9386	$1,217,687
1.7.4.06.01 Panel 6 Initial Closure		9/1/14 A	3/3/15	4610	$594,901
PNL6CL0999	Develop and Submit Nuclear Safety Documentation	9/1/14 A	10/8/14 A	1020	$85,827
NEPA1309	Panel 6 Initial Closure - NEPA	10/24/14	11/13/14	0	$186,710
PNL6CL1020	Perform Panel 6 Initial Closure Activities	10/24/14	3/3/15	3590	$322,363
1.7.4.06.02 Panel 7 Room 7 Closure		10/27/14	4/13/15	4776	$622,786



© Primavera Systems, Inc.

Current Bar Labels
Remaining Work
Milestone
Actual Milesto...
Critical Waste ...
Actual Work

Recovery_Resource Loaded Schedule (Does Not Include Escalation)

Status as of: 10/21/14

PRINT DATE: 10/26/14

Activity ID	Activity Name	Start	Finish	Budgeted Labor Units	Budgeted Total Cost
PNL7CL1190	Develop WCD for Installation of Bulkhead	10/27/14	11/17/14	100	$10,016
PNL7CL0999	Develop and Submit Nuclear Safety Documentation	10/27/14	11/24/14	1020	$102,159
PNL7CL1050	Develop WCD# _____ to Make U/G Ventilation Changes	10/31/14	11/21/14	100	$10,016
PNL7CL1240	Develop WCD to Anchor Chainlink and Brattis Cloth, Install Run of Underground Salt and Bulkhead at S-2520	11/17/14	12/12/14	420	$33,189
PNL7CL1226	Build 2 sets of Bulkheads	11/17/14	12/9/14	160	$10,953
NEPA1308	Panel 7 - NEPA	12/2/14	12/22/14	0	$186,710
PNL7CL1020	Perform Panel 7 Room 7 Closure Activities	12/2/14	4/13/15	2306	$202,640
PNL7CL1160	Procure CAMs	12/29/14	1/8/15	420	$42,065
PNL7CL1120	Develop WCD to Run Power to CAMs at Panel 7 Room 7 and Install CAMs	2/3/15	2/24/15	100	$10,016
PNL7CL1180	Develop/Issue Procedures for CAM Operation and Response	2/9/15	2/19/15	150	$15,023
1.7.5 Facility Upgrades		9/16/14 A	2/12/18	2150	$8,284,504
1.7.5.01 Salt Hoist Controller Upgrade		7/1/15	3/28/17	0	$1,096,362
1.7.5.01.01 Salt Hoist Controller Upgrade		7/1/15	3/28/17	0	$1,096,362
SHUP1000	Salt Hoist Controller Upgrade Design & Procurement	7/1/15	3/28/17	0	$1,096,362
1.7.5.02 Waste Hoist Controller Upgrade		4/1/16	2/12/18	0	$1,315,636
1.7.5.02.01 Waste Hoist Controller Upgrade		4/1/16	2/12/18	0	$1,315,636
WHUP1000	Waste Hoist Controller Upgrade Design & Procurement	4/1/16	2/12/18	0	$1,315,636
1.7.5.03 Temporary Office Space		11/3/14	8/24/17	0	$872,438
1.7.5.03.01 Temporary Office Space Installation and Lease of Trailers		11/3/14	8/24/17	0	$872,438
TO1075	Temporary Office Space Lease	11/3/14	8/24/17	0	$793,125
TO1080	Hookup Utilities on Trailer #1	11/20/14	12/12/14	0	$26,438
TO1090	Hookup Utilities on Trailer #2	12/24/14	1/5/15	0	$26,438
TO1100	Hookup Utilities on Trailer #3	1/22/15	2/3/15	0	$26,438
1.7.5.04 Temporary Change Facility		11/3/14	5/18/15	0	$2,700,000
1.7.5.04.01 Temporary Change Facility Installation and Lease of Trailer		11/3/14	5/18/15	0	$2,700,000
IPL1320	Temporary Change Facility	11/3/14	5/18/15	0	$2,700,000
1.7.5.07 In Town Emergency Operations Center (EOC)		9/16/14 A	6/10/15	2150	$2,300,069
1.7.5.07.01 In Town EOC at SWB		9/16/14 A	6/10/15	2150	$2,300,069
IPL1350	In Town EOC	9/16/14 A	11/11/14	200	$16,295



© Primavera Systems, Inc.

Current Bar Labels
Remaining Work
Milestone
Actual Milesto...
Critical Waste ...
Actual Work

Recovery_Resource Loaded Schedule (Does Not Include Escalation)

Status as of: 10/21/14

PRINT DATE: 10/26/14

Activity ID	Activity Name	Start	Finish	Budgeted Labor Units	Budgeted Total Cost
IPL1351	In Town EOC - FY15	11/12/14	6/10/15	1950	$2,283,774
1.7.6 Waste Placement		9/30/14 A	2/24/17	26288	$4,959,727
1.7.6.01 Waste Handling Operations		9/30/14 A	2/24/17	26288	$4,959,727
1.7.6.01.01 Derived Waste Placement		4/1/16	4/27/16	1470	$106,652
WPlacmnt0999	Emplace Derived Waste	4/1/16	4/27/16	1470	$106,652
1.7.6.01.02 Onsite Above Ground Stored Waste Placement		1/22/16	6/30/16	24818	$2,159,306
WPlacmnt1060	Waste Placement Support	1/22/16	6/30/16	14705	$1,472,791
WPlacmnt1060a	Emplace Onsite A G Stored Waste	4/28/16	6/30/16	10113	$686,515
1.7.6.01.04 Waste Handling Equipment Replacement		9/30/14 A	2/24/17	0	$2,693,770
WHE0900	6 Ton Forklift for RH Underground (Budget Activity)	9/30/14 A	11/12/14	0	$63,450
WHE01000a	Delivery/Acceptance of (2) Push/Pull Devices (Budget Activity)	11/5/15*	11/5/15	0	$190,350
WHE4000a	Delivery/Acceptance of SLBII Handler (Budget Activity)	11/5/15	11/5/15	0	$44,732
WHE2000a	Delivery/Acceptance of (3) 6 Ton Forklifts (Budget Activity)	11/27/15	11/27/15	0	$190,350
WHE3000a	Delivery/Acceptance of CH Transporter (Budget Activity)	11/27/15	11/27/15	0	$1,057,500
WHE950	13 Ton Electric Forklift (Budget Activity)	3/1/16*	3/31/16	0	$211,500
WHE5000a	Delivery/Acceptance of RH Detention Robot (Budget Activity)	10/26/16	10/26/16	0	$105,750
WHE6000a	Delivery/Acceptance of RH Swipe Robot (Budget Activity)	10/26/16	10/26/16	0	$105,750
WHE7000a	Delivery/Acceptance of Swipe Delivery System (Budget Activity)	11/25/16	11/25/16	0	$95,175
WHE8000a	Delivery/Acceptance of (4) ACGLFs (Budget Activity)	11/28/16*	11/28/16	0	$423,000
WHE9000a	Delivery/Acceptance of (2) Trailer Jockeys (Budget Activity)	12/26/16	12/26/16	0	$169,200
WHE10000a	Delivery/Acceptance of Floor Scrubber (Budget Activity)	2/24/17	2/24/17	0	$37,013
1.7.7 Readiness for Operations		11/26/15	3/31/16	28800	$7,456,009
1.7.7.01 Line Management Assessment/Readiness Assessment/ORR		11/26/15	3/31/16	28800	$7,456,009
1.7.7.01.01 Line Management Assessment		11/26/15	2/3/16	20400	$6,797,583
Startup-1110	Management Self-Assessment Internal - Integrated Cold Runs - Budget Activity	11/26/15	12/30/15	10000	$735,881
Startup-1180	Readiness Support	11/26/15	2/3/16	10200	$6,042,541
Startup-1115	Corrective Actions - Budget Activity	12/31/15	1/6/16	200	$19,160
1.7.7.01.02 Contractor ORR and DOE ORR/RA		1/8/16	3/31/16	8400	$658,427



© Primavera Systems, Inc.

Current Bar Labels
Remaining Work
Milestone
Actual Milesto...
Critical Waste ...
Actual Work

Recovery_Resource Loaded Schedule (Does Not Include Escalation)

Status as of: 10/21/14

PRINT DATE: 10/26/14

Activity ID	Activity Name	Start	Finish	Budgeted Labor Units	Budgeted Total Cost
Startup-1140	Perform Contractor Operational Readiness Review (CORR) - Budget Activity	1/8/16	2/11/16	4000	$310,053
Startup-1150	Corrective Actions - Budget Activity	2/12/16	2/18/16	200	$19,160
Startup-1160	Perform DOE Operational Readiness Review (DORR) - Budget Activity	2/19/16	3/24/16	4000	$310,053
Startup-1165	Corrective Actions - Budget Activity	3/25/16	3/31/16	200	$19,160
1.7.8 Program Management Support		7/1/14 A	2/15/18	131172	$26,625,176
1.7.8.01 Administrative Programs		7/1/14 A	9/30/16	131172	$21,527,794
1.7.8.01.01 Project and Deputy Managers		7/1/14 A	3/31/16	28068	$7,533,713
NWPPM430040	Project Manager FY14	7/1/14 A	9/30/14 A	6336	$3,556,902
NWPPM430045	Project Manager FY15	10/1/14 A	9/30/15	20076	$3,018,361
NWPPM430046	Project Manager FY15 - Reduction	10/1/14 A	9/30/15	-5019	($422,484)
NWPPM430048	Project Manager FY16	10/1/15	3/31/16	8350	$1,521,931
NWPPM430049	Project Manager FY16 - Reduction	10/1/15*	3/31/16	-1675	($140,996)
1.7.8.01.02 Quality Assurance		7/1/14 A	3/31/16	49782	$5,830,991
NWPPM430050	Quality Assurance FY14	7/1/14 A	9/30/14 A	8448	$828,874
NWPPM430055	Quality Assurance FY15	10/1/14 A	9/30/15	27598	$3,299,671
NWPPM430058	Quality Assurance FY16	10/1/15	3/31/16	13736	$1,702,447
1.7.8.01.03 Regulatory and Environmental Compliance		7/1/14 A	3/31/16	0	$1,002,026
NWPPM430100	Regulatory - Permitting Activities FY14	7/1/14 A	9/30/14 A	0	$384,930
NWPPM430110	Regulatory - Permitting Activities FY15	10/1/14 A	9/30/15	0	$407,138
NWPPM430120	Regulatory - Permitting Activities FY16	10/1/15	3/31/16	0	$209,959
1.7.8.01.04 Project Controls		7/1/14 A	3/31/16	27704	$4,712,315
NWPPM430070	Project Control FY14	7/1/14 A	9/30/14 A	5940	$495,184
NWPPM430075	Project Control FY15	10/1/14 A	9/30/15	15057	$3,655,462
NWPPM430078	Project Control FY16	10/1/15*	3/31/16	6707	$561,669
1.7.8.01.05 Operations		7/1/14 A	9/30/15	13067	$1,206,098
NWPPM430080	Operations Project Management FY14	7/1/14 A	9/30/14 A	1584	$126,795

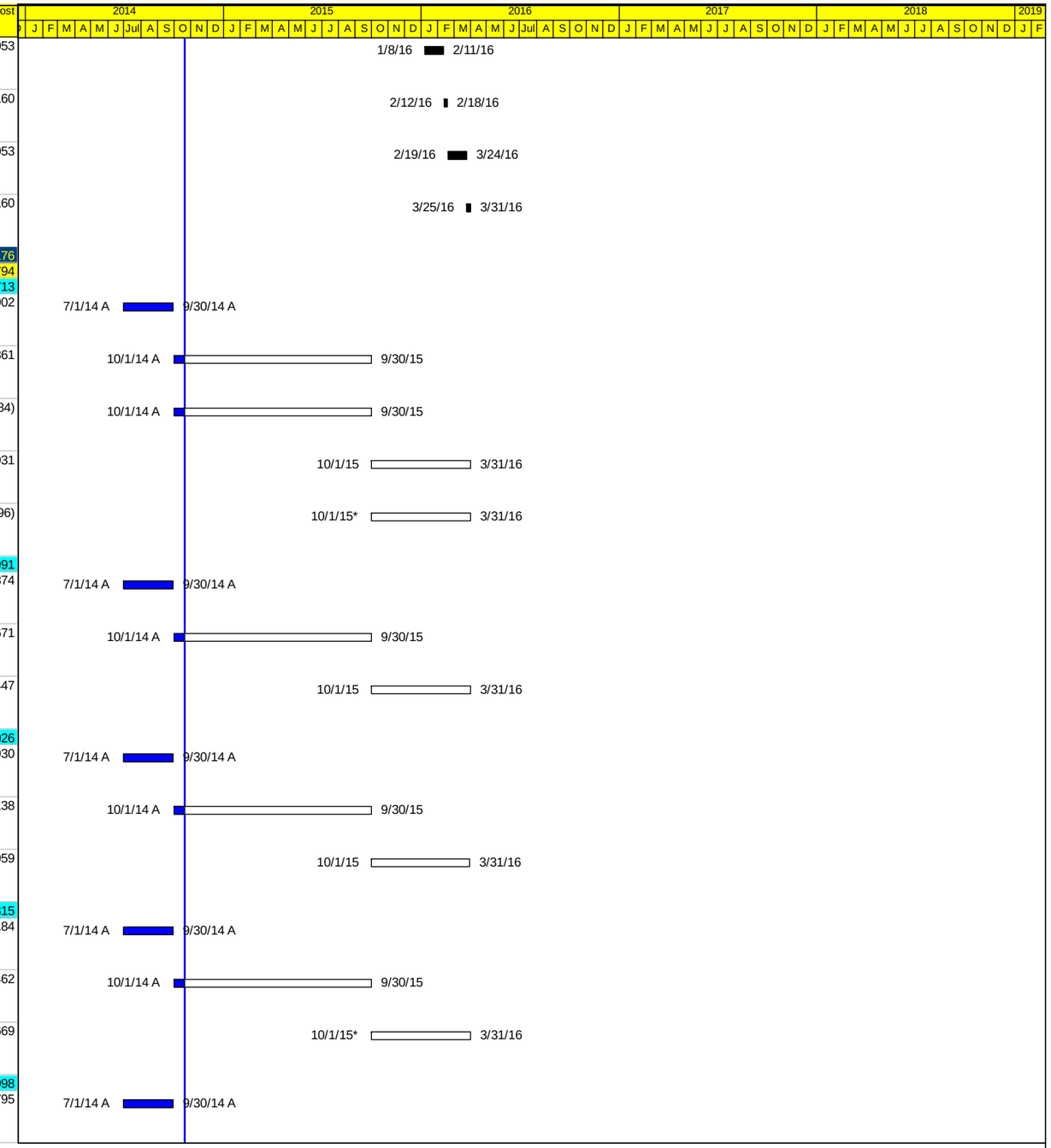

Activity ID	Activity Name	Start	Finish	Budgeted Labor Units	Budgeted Total Cost
NWPPM430090	Operations Project Management FY15	10/1/14 A	3/31/15	3117	$312,215
NWPPM430130	Operations Project Management Support FY15 - Permanent Ventilation System (PVS)	10/1/14 A	9/30/15	8365	$767,089
1.7.8.01.06 Public Affairs		10/1/14 A	9/30/16	12552	$1,242,650
NWPPM430210	Public Affairs FY15	10/1/14 A	9/30/15*	6264	$620,315
NWPPM430220	Public Affairs FY16	10/1/15*	9/30/16	6288	$622,335
1.7.8.FM FM-Overhead		7/1/14 A	2/15/18	0	$5,097,382
NWPPM430095	Funds Management- FY14 Overhead	7/1/14 A	9/30/14 A	0	$743,710
NWPPM430096	Funds Management- FY15 Overhead	10/1/14 A	9/30/15	0	$2,753,784
NWPPM430097	Funds Management- FY16 Overhead	10/1/15	9/30/16	0	$1,277,430
NWPPM430098	Funds Management- FY17 Overhead	10/3/16*	9/29/17	0	$312,349
NWPPM430099	Funds Management - FY18 Overhead	10/2/17*	2/15/18	0	$10,109
1.8 Permanent Ventilation System		1/29/15	2/15/18	1412	$115,647,121
1.8.1 Ventilation Equipment Project		1/29/15	2/15/18	1412	$97,878,313
1.8.1.01 Ventilation Equipment Requirements and Design Criteria		1/29/15	9/9/15	0	$18,083,250
1.8.1.01.01 Ventilation Equipment Requirements and Design Criteria		1/29/15	9/9/15	0	$18,083,250
PVS1500a1	Requirements and Design Criteria (Summary Budget Activity)	1/29/15	9/9/15	0	$18,083,250
1.8.1.02 Ventilation Equipment Design		6/18/15	7/22/16	0	$5,539,185
1.8.1.02.01 Ventilation Equipment Design		6/18/15	7/22/16	0	$5,539,185
PVS3001a1	Design (Summary Activity for Budget)	6/18/15	7/22/16	0	$5,539,185
1.8.1.03 Ventilation Equipment Procurement and Fabrication		3/2/16	10/24/16	0	$12,527,187
1.8.1.03.01 Ventilation Equipment Procurement and Fabrication		3/2/16	10/24/16	0	$12,527,187
PVS4040a	Procurement and Fabrication (Summary Budget Activity)	3/2/16*	10/24/16	0	$12,527,187
1.8.1.04 Ventilation Equipment Installation and Construction		3/14/16	1/11/18	0	$48,849,055
1.8.1.04.01 Ventilation Equipment Installation and Construction		3/14/16	1/11/18	0	$48,849,055
PVS4050a	Installation and Construction (Summary Budget Activity)	3/14/16	1/11/18	0	$48,849,055
1.8.1.05 Ventilation Equipment Regulatory Documents		3/20/15	11/25/15	0	$931,516
1.8.1.05.01 Ventilation Equipment Regulatory Documents		3/20/15	11/25/15	0	$931,516
W10625	PCN, PMR, and Notice of Planned Change for Permanent Ventilation - Budget Activity	3/20/15	11/25/15	0	$931,516
1.8.1.06 Ventilation Equipment DSA		12/29/15	4/26/16	1412	$3,311,171
1.8.1.06.01 Ventilation Equipment DSA		12/29/15	4/26/16	1412	$3,311,171
DSA1030	DSA Addendum for PVS	12/29/15	4/26/16	1412	$3,311,171
1.8.1.07 Ventilation Equipment Readiness for Operations		10/16/17	1/18/18	0	$5,595,233
1.8.1.07.01 Ventilation Equipment Readiness for Operations		10/16/17	1/18/18	0	$5,595,233
PVS5000	CD-4 Approve Start of Operations (Budget Activity)	10/16/17	1/5/18	0	$1,226,700



© Primavera Systems, Inc.

Current Bar Labels ◆ Actual Milesto...
Remaining Work ◆ Critical Waste ...
◇ Milestone Actual Work

Recovery_Resource Loaded Schedule (Does Not Include Escalation)

Status as of: 10/21/14

PRINT DATE: 10/26/14

Activity ID	Activity Name	Start	Finish	Budgeted Labor Units	Budgeted Total Cost
FStartup-1110	Perform Line Management Assessment (LMA) (Budget Activity)	12/15/17	1/18/18	0	$4,368,533
1.8.1.08 Ventilation Equipment Program Management Support		1/29/15	2/15/18	0	$3,041,717
1.8.1.08.01 Ventilation Equipment Program Management Support		1/29/15	2/15/18	0	$3,041,717
PVS5012.15	Overhead for FY15	1/29/15*	9/30/15	0	$580,132
PVS5012.16	Overhead for FY16	10/1/15*	9/30/16	0	$1,003,216
PVS5012.17	Overhead for FY17	10/3/16*	9/29/17	0	$946,073
PVS5012.18	Overhead for FY18	10/2/17*	2/15/18	0	$512,295
1.8.2 Shaft and Drifts Project		2/17/15	12/14/17	0	$17,768,807
1.8.2.01 Shaft and Drifts Requirements and Design Criteria		2/17/15	9/28/15	0	$1,607,400
1.8.2.01.01 Shaft and Drifts Requirements and Design Criteria		2/17/15	9/28/15	0	$1,607,400
PVS1500a	Requirements and Design Criteria (Summary Budget Activity)	2/17/15	9/28/15	0	$1,607,400
1.8.2.02 Shaft and Drifts Design		7/7/15	9/30/16	0	$1,522,800
1.8.2.02.01 Shaft and Drifts Design		7/7/15	9/30/16	0	$1,522,800
PVS3001a	Shaft & Drift Design (Summary Budget Activity)	7/7/15	9/30/16	0	$1,522,800
1.8.2.04 Shaft and Drifts Installation and Construction		3/30/16	12/14/17	0	$13,430,250
1.8.2.04.01 Shaft and Drifts Installation and Construction		3/30/16	12/14/17	0	$13,430,250
PVS4060a	Installation and Construction (Summary Budget Activity)	3/30/16	12/14/17	0	$13,430,250
1.8.2.05 Shaft and Drifts Regulatory Documents		11/3/15	9/30/16	0	$649,379
1.8.2.05.01 Shaft and Drifts Regulatory Documents		11/3/15	9/30/16	0	$649,379
CL2__1510	PMR for Permanent Ventilation	11/3/15	9/30/16	0	$649,379
1.8.2.08 Shaft and Drifts Program Management Support		2/17/15	12/14/17	0	$558,978
1.8.2.08.01 Shaft and Drifts Program Management Support		2/17/15	12/14/17	0	$558,978
PVS5013.15	Overhead for FY15	2/17/15*	9/30/15	0	$54,387
PVS5013.16	Overhead for FY16	10/1/15*	9/30/16	0	$174,636
PVS5013.17	Overhead for FY17	10/3/16*	9/29/17	0	$266,775
PVS5013.18	Overhead for FY18	10/2/17*	12/14/17	0	$63,181



© Primavera Systems, Inc.

Current Bar Labels
Remaining Work
Milestone
Actual Milesto...
Critical Waste ...
Actual Work

Recovery_Resource Loaded Schedule (Does Not Include Escalation)

Status as of: 10/21/14

PRINT DATE: 10/26/14