



UNITED STATES ENVIRONMENTAL PROTECTION AGENCY

WASHINGTON, D.C. 20460

SEP 10 2004

OFFICE OF AIR AND RADIATION

R. Paul Detwiler, Acting Manager
Carlsbad Field Office
U.S. Department of Energy
P.O. Box 3090
Carlsbad, New Mexico 88221-3090

Dear Dr. Detwiler:

The U.S. Environmental Protection Agency's (EPA) inspection reports for inspection numbers EPA-WIPP-6.04-28a (waste management and storage: Subpart A), EPA-WIPP-6.04-28b (waste emplacement), and EPA-WIPP-6.04-28c (certification monitoring parameters) of the Waste Isolation Pilot Plant (WIPP) are enclosed. We performed these inspections during the week of June 28, 2004, under authority of 40 CFR 194.21 and 40 CFR Part 191, Subpart A. We have determined that the activities related to emissions monitoring of waste management and storage that we inspected continue to comply with the requirements of 40 CFR Part 191, Subpart A. In addition, waste emplacement and monitoring activities examined during the inspection were found to be consistent with the Compliance Certification Application as approved by EPA in our certification decision of May 18, 1998. We identified one concern related to the waste emplacement inspection.

During the waste emplacement inspection, EPA examined the capabilities of the Department of Energy (DOE) to track the total amount of magnesium oxide (MgO) placed in the WIPP as waste is emplaced. Magnesium oxide is the only engineered barrier in the disposal system and the amount needed in the repository is proportional to the amount of cellulose, plastics and rubber materials (CPR). While we did not find any evidence to suggest that there are errors in the MgO placement, we have a concern that the total amount of MgO co-located with WIPP waste cannot be verified because DOE does not appear to have a real-time system to track and calculate the actual MgO placed with WIPP waste at disposal. A mechanism to track MgO placement is important to verify that sufficient MgO is present to fulfill its function as an engineered barrier.


In the March 26, 2004 decision (A-98-49, II-B3-68) to allow super compacted waste from the Advanced Mixed Waste Treatment Facility, EPA required that DOE develop a plan to track MgO and to be able to verify that the appropriate MgO amounts are placed in the repository to

Table with 4 columns: UNIQUE #, DOE UFO, DATE REC'D, ADDRESSEES. Includes handwritten entries like '2404911', 'A-3000-00', 'SEP 16 2004', and names like 'R. Detwiler', 'L. Piper', 'R. Nelson', 'R. Patterson', 'S. Casey', 'K. Watson', 'R. Chavez'.

maintain the barrier. EPA understands that DOE is working on an MgO emplacement plan in response to EPA's concerns and that the plan will discuss how DOE will track and verify the emplaced MgO. We will review the plan to ensure that DOE can track and verify emplaced MgO in the repository. As stated previously, the plan needs to be approved by EPA before compacted waste from the Advanced Mixed Waste Treatment Facility or other waste with high CPR can be shipped to WIPP.

If you have any questions regarding the enclosed reports, please call Betsy Forinash at (202) 564-9233.

Sincerely,

A handwritten signature in cursive script, appearing to read "Bonnie C. Gitlin".

Bonnie C. Gitlin, Acting Director
Radiation Protection Division

Enclosures

cc: Russ Patterson, DOE/CBFO
Steve Casey, DOE/CBFO
Steve Zappe, NMED
EPA WIPP Team
Lynne Smith, DOE/EM

Table of Contents

1.0	EXECUTIVE SUMMARY	1
2.0	INSPECTION PURPOSE AND SCOPE	1
3.0	PERFORMANCE OF THE INSPECTION	3
3.1	Waste Emplacement/WWIS	3
3.2	Magnesium Oxide Backfill	5
4.0	SUMMARY OF RESULTS	5

Tables

Table A	Listing of WTS Procedures Examined During Inspection	2
Table B	Listing of Inspection Participants	3
Table C	Schematic of Waste Emplacement in Columns	4
Table D	Randomly Selected Waste Containers Examined During Inspection	5

Attachments

Attachment A	Listing of TRU Wastes Emplaced To Date
Attachment B	Waste Emplacement Report For Eight TRU Waste Containers
Attachment C	Copies of WWIS Modules
Attachment D	WTS Procedures

1.0 EXECUTIVE SUMMARY

In accordance with 40 CFR 194.21, the U.S. Environmental Protection Agency (EPA or the Agency) conducted an inspection of the U.S. Department of Energy's (DOE) Waste Isolation Pilot Plant (WIPP) near Carlsbad, New Mexico, from June 28 to July 1, 2004. The WIPP is a disposal system for defense-related transuranic (TRU) waste as defined by the WIPP Land Withdrawal Act.¹ EPA certified that the WIPP complies with the Agency's radioactive waste disposal regulations (Subparts B and C of 40 CFR Part 191) on May 18, 1998.

The WIPP has received waste from approved waste streams originating from seven DOE generator sites. These sites are: Argonne National Laboratory- East (ANL-E) in Illinois, Los Alamos National Laboratory (LANL) in New Mexico, Idaho National Engineering and Environmental Laboratory (INEEL), Hanford Site in Washington, Rocky Flats Environmental Technology Site (RFETS) in Colorado, Savannah River Site (SRS) in Georgia, and the Nevada Test Site (NTS) in Nevada. The first shipment was received by the facility in March 1999.

EPA inspected the WIPP to verify that waste is being emplaced in the underground facility in the manner specified in DOE's Compliance Certification Application (CCA) for the WIPP (EPA Air Docket A-93-02, Item II-G-01, and associated documents). The inspection also verified the proper emplacement of backfill material (magnesium oxide) with the waste packages. EPA determined a concern regarding the tracking of MgO emplacement.

2.0 INSPECTION PURPOSE AND SCOPE

The purpose of this inspection was to determine whether wastes sent to the WIPP have been emplaced in the underground facility in the manner specified in DOE's Compliance Certification Application for the WIPP. EPA performed the inspection under authority of 40 CFR 194.21, which authorizes the Agency to inspect the WIPP during its operational period to verify continued compliance with EPA's WIPP Compliance Criteria and the certification decision of May 18, 1998. Emplacement of waste, and backfill in particular, are relevant to compliance because the emplacement method supports models that DOE used in the WIPP performance assessment to understand the potential for transport of radionuclides out of the mined rooms. The WIPP site is operated by Washington TRU Solutions (WTS) under contract to DOE. The majority of waste-related activities on-site are described by or controlled through WTS procedures. A list of all WTS procedures examined for this inspection is provided in Table A.

¹WIPP Land Withdrawal Act, Public Law 102-579, Section 2(18), as amended by the 1996 WIPP LWA Amendments, Public Law 104-201.

Table A
Listing of WTS Procedures Examined During Inspection

- *WTS Quality Assurance Program Description*, Waste Isolation Pilot Plant Procedure WP 13-1, Revision 24; Effective Date August 8, 2003
 - *Specification for Repackaged MgO Backfill*, Waste Isolation Pilot Plant Procedure D-0101, Revision 5, ECO Number 10874; Effective Date October 31, 2003
 - *CH Waste Processing*, Technical Procedure WP 05-WH1011, Revision 20; Effective Date January 26, 2004
 - *WIPP Waste Information System Program*, Waste Isolation Pilot Plant Procedure WP-08-NT.01, Revision 10; Effective Date December 12, 2003
 - *TRU Waste Receipt*, Management Control Procedure WP-08-NT3020, Revision 9; Effective Date October 15, 2003
 - *Waste Stream Profile Form Review and Approval Program*, Waste Isolation Pilot Plant Procedure WP-08-NT.03, Revision 5; Effective Date March 18, 2004
-

The activities within the scope of this inspection included:

- demonstration of the site's ability to receive, process, and emplace TRU wastes within the repository,
- the use of magnesium oxide (MgO) backfill in appropriate amounts to fulfill CCA commitments, and
- maintenance of relevant waste packaging records, including the electronic WIPP Waste Information System (WWIS).

The inspectors observed waste that had been emplaced in the repository and reviewed records documenting that waste emplacement was conducted in accordance with procedures. To date, the waste received at the repository are contact-handled (CH) transuranic wastes from ANL-E, LANL, RFETS, INEEL, SRS, NTS, and Hanford. These wastes are in one of three configurations: Standard Waste Boxes (SWBs), 55-gallon (208 liter) drums assembled in groups of seven called a Seven Pack, and Ten Drum Overpacks (TDOP). Both the SWB and Seven Pack have the same "footprint" —that is, they occupy equivalent floor space—and can be stacked in vertical columns as described in this report. The TDOPs have a different footprint and must be placed at the bottom of a column. A list of wastes emplaced in the repository as of the date of this inspection is provided in Attachment A.

3.0 PERFORMANCE OF THE INSPECTION

The EPA inspectors were Nick Stone, the WIPP Project Officer for Region 6, and Tom Peake, Office of Radiation and Indoor Air. Richard Farrel, the acting CBFO Waste Operations Program Manager, was the chief DOE contact for the inspection. A list of all inspection participants is provided in Table B.

**Table B
Inspection Participants**

INSPECTION TEAM MEMBER	POSITION	AFFILIATION
Nick Stone	Inspector	EPA Region 6
Tom Peake	Inspector	EPA ORIA
CBFO / WTS PERSONNEL	POSITION	AFFILIATION
Ernest Preciado	Waste Operations Program Manager	DOE/CBFO
Randy Briton	Waste Operations Program Manager	WTS
Hardy Bellows	Waste Operations Program Manager	WTS
Dave Speed	WWIS Data Administrator Team Leader	WTS

The inspection took place on June 28 - July 1, 2004, at the WIPP facility, which is located approximately 30 miles south east of Carlsbad, New Mexico. The opening meeting with CBFO and WTS personnel was held on June 28, 2004. The Inspectors interviewed WTS personnel about current shipments and emplacement in the underground.

The EPA Inspectors then accompanied CBFO and WTS personnel into the underground repository on June 29, in order to view waste packages that had been emplaced. The inspectors selected six containers and noted their numbers; the records for these containers were examined later. The WTS personnel explained how waste packages are handled and emplaced and answered questions from the EPA inspectors. The inspection continued the next day with an examination of records and interviews of WTS personnel in charge of the WIPP Waste Information System (WWIS), which took place at the Carlsbad Field Office in Carlsbad.

3.1 WASTE EMLACEMENT/WWIS

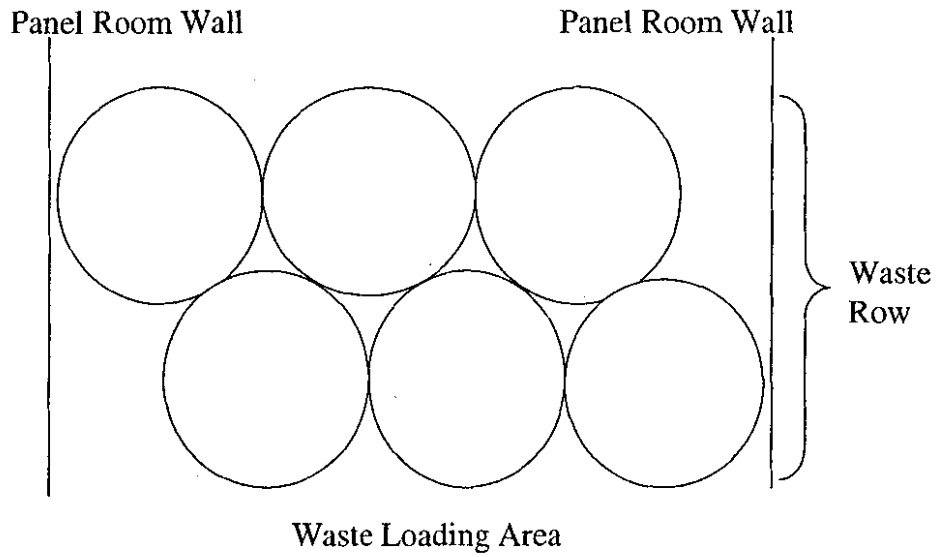
The repository is subdivided into panels, each panel consisting of seven (7) rooms. Waste is currently emplaced in Room 4 of Panel 2. Panel 1 is in process for closure with Rooms 7, 3, 2, and 1 filled. Rooms 6, 5, and 4 were only partially filled due to creep closure in those rooms. Panel 1 contains 39,414 containers. These containers consist of 38,138 drums, 1239 standard

waste boxes, 35 ten-drum overpacks, and two 85 gallon drums.² At the time of inspection, the facility was emplacing waste in the end of Room 4 in Panel 2.

Waste containers are stacked in columns (also called waste stacks) combining SWBs, Seven Packs, and TDOPs. TDOPs are always placed on the floor of the room, using the bottom and middle position of a waste column. SWBs and Seven Packs are emplaced in no particular order with most wastes emplaced as received. A series of three columns spans the distance of the disposal room from left to right. Space between the repository wall and the waste column is left open at alternating ends, as represented in Table C below. A second row of three columns is emplaced parallel to the first, with each column placed between two columns from the previous row to minimize unusable space. These two left-to-right rows of three columns each are designated a row as shown in Table in C below, and numbered. This results in each Seven Pack, TDOP, or SWB having a unique identifier that indicates its location underground according to the row, the column and the position within the column (see Attachment B). MgO is placed above each column in 4,000 pound super sacks.

² Procedure WP 05-WH1011 identifies the order of waste emplacement in the repository.

Table C
Schematic of Waste Emplacement in Columns



The EPA inspectors randomly selected two Seven Packs, two Standard Waste Boxes, and two Ten Drum Overpacks emplaced in the repository. The inspectors read the shipment identification numbers directly off the containers. The containers selected are identified in Table D below.

Table D
Randomly Selected Waste Containers Examined During Inspection

<u>Site of Origin</u>	<u>Waste Container Identifier</u>	<u>Container Type</u>
RFETS	RF040288	Seven Drum Pack
RFETS	RF040270	Seven Drum Pack
RFETS	RF040286	Standard Waste Box
RFETS	RF040285	Standard Waste Box
SRS	SR040135	Ten Drum Overpack
SRS	SR040134	Ten Drum Overpack

Some records were paper, while others were electronic, such as fields in the WIPP Waste Information System (WWIS) database. The WWIS is an on-line database system used to record, track, and document the range of activities required for shipping TRU wastes to WIPP. The WTS personnel stated that the reliance on electronic approvals instead of paper was deliberate and was designed to minimize the use of paper. The EPA inspectors examined the following modules:

- Characterization Module, linked to the Waste Container Data Report
- Certification Module, linked to the Acceptance Report or Rejection Report
- Shipping Module, linked to the Shipment Summary Report
- Inventory Module, linked to the Nuclide Report and Waste Emplacement Report.

Dave Speed produced either paper or electronic records of all modules requested, included in Attachment C. All records were found to contain the required information.

3.2 MAGNESIUM OXIDE BACKFILL

Magnesium oxide (MgO) is used in the repository as backfill, as specified in DOE's Compliance Application (CCA). WTS Procedure D-0101, *Specification for Prepackaged MgO Backfill*, contains specifications for the amount and specific placement of prepackaged MgO for four waste configurations: 85 gallon Over Packs, Ten Drum OverPacks, Seven Packs, and Standard Waste Boxes. WTS Technical Procedure WP 05-WH1011, *CH Waste Processing*, details a procedure for MgO placement and the means to document that MgO placement has been accomplished correctly (CH Waste Processing Data Sheet). The EPA inspectors observed that MgO had been placed properly in each row that was visible. The MgO is placed on top of each column in supersacks. Records examined for the six waste containers discussed earlier in this report indicated that MgO had been placed in compliance with Technical Procedure WP 05-WH1011.

EPA inspected the capabilities of DOE to track the total amount of MgO placed in the WIPP as waste is emplaced. We determined that DOE does not have a system to track and calculate the actual MgO placed with WIPP waste at disposal. While we did not find any evidence to suggest that there are errors in the MgO placement, we have a concern that the total

amount of MgO co-located with WIPP waste cannot be verified. This is important because a certain amount of MgO is necessary to act as an engineered barrier. If too little MgO is placed in the repository, then its pH buffering and carbon dioxide sequestration capabilities could be comprised, and actinides could dissolve more readily than predicted. Tracking the amount of MgO will become even more important in the future when DOE may ship waste with greater amounts of cellulosic, plastic and rubber materials (CPR). With higher amounts of CPR, DOE will have to contemporaneously place and track the appropriate amounts of MgO so that EPA can verify the MgO safety factor.

4.0 SUMMARY OF RESULTS

The inspectors reviewed the emplacement operation and the associated documentation for selected shipments. It was determined that DOE is adequately emplacing waste in the repository as specified in the CCA dated May 18, 1998. The inspectors identified one concern listed below regarding the tracking of MgO emplacement.

CONCERN:

The Carlsbad Field Office has not demonstrated that the amount of MgO emplaced with the waste is properly tracked nor is it recorded in the WWIS. As we required in our March 26 approval of the supercompacted Advanced Mixed Waste Treatment Facility wastes, DOE is developing an MgO emplacement plan. EPA will review the plan to determine if it satisfies this concern.

Attachment A
Listing of TRU Wastes Emplaced at WIPP As of June 11, 2003

Site	Drums	Pipe Overpack	SWB	TDOP	85 Gal Overpack	Dunnage Drums	Total
ANL-E	273			11			284
Hanford	1,916	1,232				72	3,220
INEEL	15,014		158			1,609	16,781
LANL	1,360	2	166			80	1,608
NTS	294						294
RFETS	10,084	20,195	2,714			150	33,143
SRS	2,268		98	979			3,345
WIPP	2				2	154	158
Total	31,211	21,429	3,136	990	2	2,065	58,833

NOTE: The drums listed for WIPP consist of two drums of site generated waste, two drums from RFETS that were overpacked on site, and 154 salt-filled dunnage drums added to certain TDOP assemblies.

Argonne National Laboratory - East (ANL-E)
 Hanford Site (Hanford)
 Idaho National Engineering and Environmental Laboratory (INEEL)
 Los Alamos National Laboratory (LANL)
 Rocky Flats Environmental Technology Site (RFETS)
 Nevada Test Site (NTS)
 Savannah River Site (SRS)
 Waste Isolation Pilot Plant (WIPP)

Drums = 55 gallon (208 liter) steel drums
 Pipe Overpack = 55 gallon drum pipe overpack
 SWB = Standard Waste Box
 TDOP = ten drum overpack
 Dunnage = inert drums used to complete waste assemblies

Attachment B
Waste Emplacement Report Data For Six (6) TRU Waste Containers

TRUPACT No.	166	130	136	183	168	180
Shipment No.	RF040288	RF040270	RF040286	RF040285	SR040135	SR040134
Type	Seven Pack	Seven Pack	SWB	SWB	TDOP	TDOP
Row Number	143	131	142	141	141	142
Height	Middle	Top	Bottom	Middle	Bottom	Bottom
Column	2	1	3	6	4	1
Disposal Cell	Access Drift	Main Room	Access Drift	Access Drift	Access Drift	Access Drift
Disposal Room	4	4	4	4	4	4
Disposal Panel	2	2	2	2	2	2
Disposal Date	6/29/04	6/22/04	6/26/04	6/26/04	6/26/04	6/26/04

Attachment C

- Inspector's Checklist
- Shipment Summary Reports
- Waste Emplacement Report
- Waste Container Data Reports
- Attachments 1 and 4 from WP 05-WH1011



Department of Energy
Carlsbad Field Office
P. O. Box 3090
Carlsbad, New Mexico 88221

JUN 29 2004

Mr. Carl Edlund, P.E.,
Director of Multi Media and Planning Division, 6PD
U.S. Environmental Protection Agency, Region VI
1445 Ross Avenue
Dallas, Texas 75202

Dear Mr. Edlund:

Enclosed is the annual report on air emissions from the Waste Isolation Pilot Plant (WIPP). This report is being submitted in accordance with the provisions of 40 CFR § 61.94 and the May 16, 1995 *Memorandum of Understanding between EPA and DOE concerning the Clean Air Act Emission Standards for Radionuclides, 40 CFR Part 61 including Subparts H, I, Q, and T.*

Using our procedurally controlled data collection, data analysis and reporting process which uses monthly composite samples, the calculated effective dose equivalent (EDE) from normal operations at the WIPP for calendar year 2003 is less than 5.43×10^{-6} millirem (mrem) per year to the maximally exposed individual. This calculated EDE is below the 10 mrem per year limit and the 0.1 mrem per year limit for periodic confirmatory sampling. The WIPP EDE remains significantly below the regulatory limits.

For comparison purposes, quarterly composite isotopic analyses of the WIPP Station A backup samples are performed routinely. The analysis for the 2nd quarter of 2003 identified a small amount of radioactivity (2.79×10^{-2} pCi) near the lowest level of measurement detection. The attached report uses the value obtained from procedurally controlled monthly analyses. The procedurally controlled monthly analysis is conservative (i.e., resulting in a higher EDE) when compared with the EDE value of less than 5.14×10^{-6} mrem per year calculated from the aforementioned quarterly composite. It is important to understand that the quarterly composite isotopic analysis where the positive measurement was identified is significantly below the regulatory limits and was identified because the sampling systems at WIPP have the capability to measure extremely low levels of radioactivity. It is uncertain whether the detection is the result of WIPP operations or weapons testing or other activities unrelated to WIPP. The quarterly composite isotopic analysis where the small concentration of radioactivity was measured will be discussed with your staff during the week of June 28, 2004.

If you have any questions about this submittal, please contact Mr. G. T. Basabilvazo at (505) 234-7488.

Sincerely,

R. Paul Detwiler
Acting Manager

Enclosure

Carl Edlund

-2-

cc: w/enclosure

P. Bubar, DOE-HQ

C. Byrum, EPA-ORIA

G. Brozowski, EPA Region 6

N. Stone, EPA Region 6

CBFO Mailroom

cc: w/o enclosure

G. T. Basabilvazo, CBFO

S. C. Casey, CBFO

R. F. Farrell, CBFO

H. Johnson, CBFO

D. Harward, WTS

J. J. Garcia, WTS

PAPER

Sequential Isotopic Determination of Strontium, Thorium, Plutonium, Uranium, and Americium in Environmental Samples

Steven N. Bakhtiar, Chuan-Fu Wu, Yun Ko Lee*, and Kenneth G. W. Inn**

Westinghouse Electric Corp.

*Bechtel Nevada

**National Institute of Standards and Technology

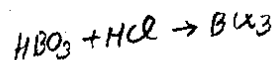
Environmental samples, such as water, soil, air, and vegetation, are frequently collected and analyzed for both emergency and routine effluent and environmental monitoring. Analytical results of environmental samples enable the health physicists to estimate the amount of radioactive material present in the environment, calculating its burden for the radiological workers and the general public. In the attached document, a procedure is presented to provide sequential determination of isotopic strontium, thorium, plutonium, uranium, and americium in a single environmental sample. This technique conserves labor and monetary resources. The method begins with digestion and/or dissolution of the sample with the addition of tracers and/or carriers as chemical yield monitors. Strontium is first separated from the actinides by precipitation as nitrates, and then purified. Strontium-90 is then measured by gas proportional counting. Actinides are separated by ion-exchange chromatography, and then quantified by alpha-particle spectrometry. This procedure enables the determination of the radioisotopes of strontium, thorium, plutonium, americium, and uranium, with typical chemical recovery ranging from 40 percent to 100 percent. Broad radiometric and/or gravimetric yields are quite typical, and very acceptable for radiochemical analyses of actinides. ~~Fluctuation of the yields is due to the nature and the amount of any interference presented in the various sample matrices.~~ Interfering substances, especially those present in soil and vegetation samples, may affect the effectiveness of actinide separation and purification by the ion-exchange chromatographic resin.

Introduction

A major part of the environmental inventory of anthropogenic radionuclides is derived from the global fallout of nuclear weapons. In addition, the growth of nuclear power industries leads to increased releases of man-made nuclides and their distribution in the environment.^{1,2} Environmental samples, such as water, soil, air, and vegetation, are frequently collected and analyzed for emergency or routine effluent monitoring and environmental monitoring.

Jiang, et al.,³ and several other investigators have reported on the method of individual analysis for isotopes of

strontium, plutonium, americium, and uranium in atmospheric samples. These radioisotopes are found in the environment at extremely low concentrations. Sill and Sill⁴ have reported a method for simultaneous determination of the actinides using potassium fluoride and pyrosulfate fusion in small environmental samples. The method involves total fusion and dissolution of the samples to allow equilibration of the natural isotopes with added isotope yield monitors, followed by separation and purification. Purified fractions of these radionuclides are then prepared for counting.



Neptunium (IV), Th(IV), and Pu(IV) ions have quite large distribution coefficients, while U, Po, and Pa ions have much smaller distribution coefficients on the anion exchanger-8N HNO₃ system. Iron (III), Ca(II), and Am(III) ions cannot be absorbed in this system. However, U(VI), Pu(IV), Pa(V), Po, and Fe(III) ions are all absorbed on the anion exchanger-HCl system, while Th(IV), Sr(II), and Am(III) are not absorbed. A combination of chromatographic-elution techniques and the use of cation-exchange resin provides a powerful and sophisticated tool for separating and purifying actinides from one another and from the lanthanides.

An emerging need in our laboratory, as well as other laboratories, is to develop improved methods to provide rapid analytical results, with reduced analysis costs and fast turnaround time for emergency customer needs. It is also desirable that the method does not generate any appreciable amount of mixed or hazardous wastes. To meet these challenges, a procedure is presented to provide sequential determination of isotopic strontium, plutonium, uranium, and americium in a single environmental sample. By analyzing a single sample, we can avoid extra, unnecessary dissolution steps which are the most time consuming and costly. Lower MDA is achieved by analyzing the whole sample, rather than dividing it into smaller sub-samples for individual analysis.

Experimental

Apparatus and material

The anionic exchange resin used was Analytical Grade 1 x 4, chloride form, 50-100 mesh, and was obtained from Bio-Rad Laboratories. The cationic-exchange resin used was Analytical Grade 50w x 8, hydrogen form, 100-200 mesh, and was obtained from Bio-Rad Laboratories. Reagent-grade chemicals and deionized water were used throughout this work. Tracer and standard solutions were all obtained from National Institute of Standards and Technology Standard Reference Materials.

Radioactivity measurements of actinides were carried out by the use of a passivated, implanted planar silicon (PIPS) detector with typical resolution of 35 keV full-width-half-maximum (FWHM) at the 5.486-MeV ²⁴¹Am peak for a sample prepared by coprecipitation with NdF₃, followed by filtering on a membrane filter. The detectors were connected to a multichannel analyzer with biasing electronics. Strontium activity was measured by beta-particle counting of the purified sample using a low background gas proportional counter, which is calibrated using Sr/Y standards prepared with standard solutions obtained from NIST Standard Reference Materials.

General sample preparation

Tracer and carrier are added to the sample before digestion and dissolution.

A. A water sample is acidified with concentrated nitric acid, and then concentrated by evaporation.

- B. A soil sample is dry ashed overnight, in an oven set at approximately 425 °C. The sample is cooled to room temperature, transferred to a Teflon beaker, and treated subsequently with hydrofluoric acid, and a mixture of hydrofluoric and concentrated nitric acids. Boric acid is added to destroy any excess hydrofluoric acid and fluorides. Concentrated hydrochloric acid is added to destroy any excess boric acid. Finally the digested sample is dissolved in 8N HNO₃. If the soil sample is not totally dissolved, then it is filtered through Whatman 41 filter paper.
- C. An air filter sample is placed in a glass beaker and dry ashed in an oven at 425 °C. It is then cooled and transferred to a Teflon beaker. A few drops of 49-50% hydrofluoric acid is added to completely dissolve the filter. The sample is evaporated to dryness, and treated with concentrated nitric acid and hydrofluoric acid mixture. The sample is then treated with concentrated nitric acid and boric acid, followed by concentrated hydrochloric acid. It is evaporated to dryness and redissolved in 8N HNO₃.
- D. A vegetation sample is placed in a wide glass beaker, and heated in an oven at about 200 °C, for 3 to 4 hours. The charred sample is removed from the oven, and stirred with a glass rod to let in oxygen before putting the sample back in the oven at 425 °C, for about 4 hours. The sample is removed from the oven again and allowed to cool. A glass rod is used to break up the charred "cake." The sample is stirred thoroughly with the glass rod to introduce oxygen into the sample before the sample is returned to the 425 °C oven to burn off the carbon. The burning and cooling step is repeated until the sample is no longer black. The sample is then removed from the oven and cooled to room temperature. The sample is treated with concentrated nitric acid, and heated to dryness. It is then wet ashed with concentrated nitric acid and hydrogen peroxide. The sample is evaporated to dryness, treated with mixture of concentrated nitric acid and hydrochloric acid, and evaporated to dryness again. The sample is dissolved in 8N HNO₃.

Strontium separation and purification

The strontium fraction is separated from the actinides by strontium nitrate precipitation using fuming nitric acid. As a nitrate precipitate, the strontium fraction must be redissolved in water (or very diluted nitric acid) before iron hydroxide precipitation. The majority of actinides remain in the supernatant during the fuming nitric acid precipitation of strontium, calcium, barium, and radium; iron hydroxide precipitation is an extra step performed to assure that actinides, that might be carried over to the strontium fraction, will be recovered (Figure 1). Barium and radium are removed by precipitation as chromates (Figure 2). Strontium is concentrated by precipitation as oxalate, and then separated from yttrium as strontium nitrate. Finally strontium

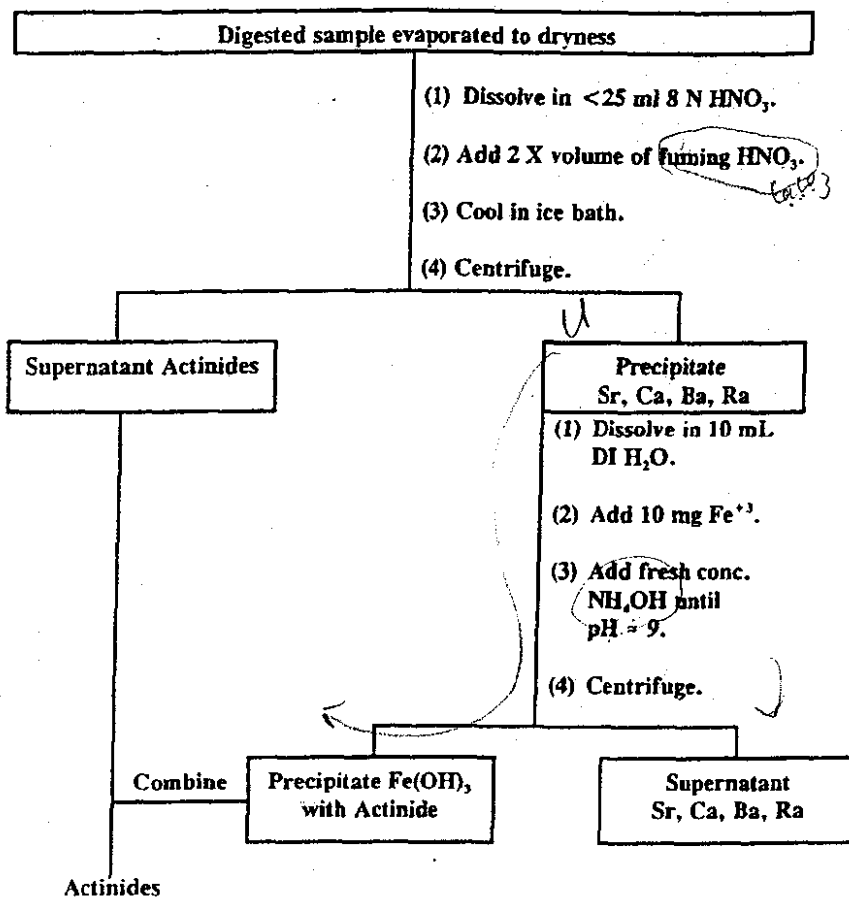


Figure 1 Flow chart for radiochemical separation scheme of actinides from strontium and other Group II elements.

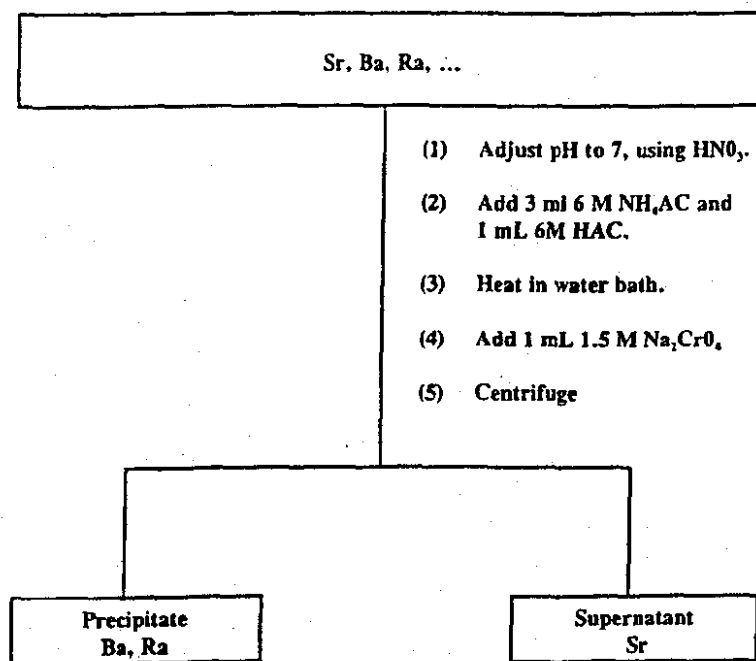


Figure 2 Flow chart radiochemical separation scheme of barium and radium from strontium fraction.

precipitated as carbonate for both gravimetric yield determination and beta-particle counting.

Actinide separation and purification

The actinide fraction in nitric acid is evaporated to dryness and then dissolved in 9N HCl. Hydroxylamine hydrochloride (NH₂OHHCl) is added and the sample is heated to reduce plutonium to the oxidation state of +3. The sample is loaded onto an anionic-exchange resin column which is preconditioned with 9N HCl. The eluate and wash are collected for americium, plutonium, and thorium. The column is washed with HI/HCl/H₂O solution and then 9N HCl to remove any iron present. Uranium is then eluted and collected with 1N HCl.

The americium/plutonium/thorium fraction is evaporated to near dryness, and dissolved in diluted HNO₃. Iron carrier, and then NH₄OH are added to scavenge the actinides by coprecipitation with iron and other hydroxides (Figure 3). The hydroxide(s) with scavenged actinides is separated by centrifugation and dissolved in 8N HNO₃. Sodium nitrite is added to maintain plutonium at the oxidation state of +4. The sample is loaded onto an anionic-exchange resin column which is preconditioned with 8N HNO₃. Americium is collected from the loading solution and subsequent 8N HNO₃ wash. Thorium is separated from the resin column and collected by eluting with 9N HCl. Plutonium is the eluted and collected with ammonium iodide/hydrochloric acid solution, followed by 2% hydrogen peroxide in 1.2N HCl. Americium separated from calcium, rare earth elements, and any other Group I and II metal ions by means of a cation exchange column.⁵

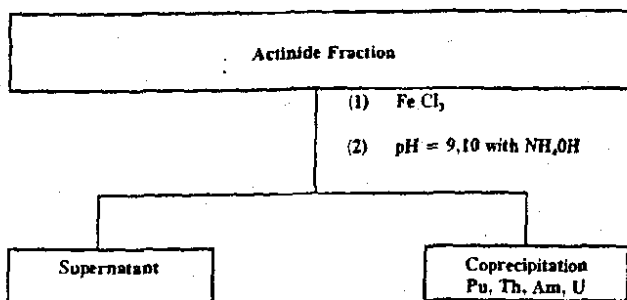


Figure 3 Flow chart for ferric hydroxide coprecipitation and separation of plutonium, thorium, americium and uranium.

Sample preparation for alpha-particle counting

Samples for counting are prepared either by electro-deposition⁶ or coprecipitation with NdF, followed by filtering on a membrane filter.⁷

Results and Discussion

Blank and laboratory control water spike samples were prepared in our laboratory using water matrix to test out the present procedure before it was adopted for routine analysis. The gravimetric and radiometric yields of a set of reagent blank and laboratory control samples, as well as the spike activity recovery of the laboratory control samples, are shown in Table 1. The results of a typical set of performance evaluation samples analyzed using the present method are tabulated in Table 2. The results show that the average radiometric and gravimetric yields attained from this procedure are acceptable and very comparable to other methods, such as those published by EPA, EML, etc.

It is quite well known that, due to alpha-particle recoil, any appreciable amount of thorium activity in a sample may cause potential detector cross contamination during counting. Because of this, during method validation of the present procedure on environmental samples, isotopic thorium measurements were not conducted. However, this same procedure was applied for bioassay samples, including thorium analysis, and we have observed the same range of recoveries for thorium measurements.

Since strontium and actinide radionuclides are analyzed sequentially by using the total sample, there is no need to divide the sample for each analysis required. Table 3 gives some minimum detectable activity (MDA) values obtained at the present study, assuming 1000 minutes for alpha-particle counts and 100 minutes for beta-particle counts. The MDA values were calculated using the formula.⁸

$$MDA = \frac{(4.65 S_b + 2.7)}{(T \times E \times R \times S \times F)}$$

where:

S_b = Standard deviation in the total number of counts of the blank in the total counting time interval.

T = Sample counting time.

E = Counting efficiency.

R = Tracer/Gravimetric yield.

S = Sample size.

F = Unit conversion factor.

The normal probability plots for all results indicate the normal distribution of data points for all the reported values for different matrices. Based on a limited number of eight or less measurements for the spike recovery, as shown in Table 1, a negative bias is indicated. However, the bias in all cases is less than the total error. Another possibility for the spike activity recovery bias may be an error in the known value, or spiked activity.

Conclusions

It should be noted that a combination of different radiochemical processes is possible. In fact, most analytical laboratories utilize a combination of several radiochemical processes to perform actinide separations. Significant advantages are obtained in this way, as each method supplements another. For example, a method which gives good decontamination results with fission products can be combined with a method that is effective in separating specific actinide elements from others elements.

In the procedures previously used for actinide separation, very frequently uranium is lost whenever the actinides are scavenged by coprecipitation with iron hydroxide. In order to prevent the loss of uranium, the procedure is modified in the present study so that uranium is separated from the rest of actinides before the step of coprecipitation of actinides with iron hydroxide is performed.

Sequential radionuclide analysis of a single sample avoids the cumbersome task of dividing the sample into subsamples for each analysis required. The advantage of using a single sample for all required analyses, instead of a number of analyses of subsamples, is that sample preparation and dissolution, and wastes generated from the laboratory, are minimized. The total sample analysis turnaround time, as well as the amount of laboratory waste generated, are reduced significantly, because it is necessary to perform sample concentration and/or digestion/dissolution only once for all requested analyses. Another advantage is that, by using a larger sample size for each radionuclide analysis, will result in much lower minimum detectable activity measurements. And finally, the isotopic ratio of radionuclides provides a very powerful means of quality control and data validation.

Radiometric and Gravimetric Yields

	Sample ID	Plutonium	Americium	Uranium	Strontium
Blanks	G2145_0	79±12%	63±9%	69±12%	78±4%
	G2146_0	90±9%	76±6%	N/A	63±3%
	G2151_0	73±12%	68±10%	76±12%	43±2%
	G2148_0	80±8%	59±5%	92±8%	74±4%
	G3320_0	40±5%	72±6%	93±8%	76±4%
	G3321_0	54±6%	86±7%	N/A	73±4%
	G3323_0	72±8%	75±6%	90±8%	72±4%
Lab control samples	G2145_1	80±13%	57±8%	82±12%	84±4%
	G2146_1	99±10%	68±6%	N/A	95±4%
	G2151_1	64±11%	67±9%	51±9%	41±2%
	G2148_1	75±8%	69±6%	93±9%	68±3%
	G3320_1	64±7%	67±7%	93±8%	76±4%
	G3321_1	82±9%	95±7%	N/A	75±4%
	G3323_1	69±7%	73±6%	83±8%	75±4%
G3325_1	62±7%	81±6%	93±8%	75±4%	

Spike Activity Recovery

Sample ID	²³⁹ Pu	²⁴¹ Am	²³⁸ U	⁹⁰ Sr
G2145_1	96±23%	96±21%	95±26%	93±12%
G2146_1	90±11%	98±11%	N/A	82±11%
G2151_1	102±25%	85±17%	103±35%	129±13%
G2148_1	93±12%	95±10%	92±15%	84±13%
G3320_1	79±12%	91±12%	98±15%	101±15%
G3321_1	97±13%	83±8%	N/A	92±12%
G3323_1	93±13%	98±12%	97±15%	104±15%
G3325_1	73±12%	101±13%	107±16%	93±13%

(1) N/A = Not analyzed because analysis was not requested

(2) Precision is expressed as two standard deviations

Table 1 Example radiometric/gravimetric yield and spike activity recovery of some blank and laboratory control samples.

Radiometric and Gravimetric Yields

Sample type	Sample ID	Plutonium	Americium	Uranium	Strontium
Air filter	G2134_0_18370	90±14%	93±12%	95±13%	53±3%
	G3316_0_18500	77±8%	92±6%	73±7%	71±4%
Vegetation	G2136_0_18372	65±7%	82±6%	N/A	85±4%
	G2136_0_18421	39±6%	47±5%	N/A	93±5%
	G2136_0_18422	67±7%	90±7%	N/A	84±4%
	G3313_0_18481	46±6%	65±6%	N/A	79±4%
	G3313_1_18483	50±6%	59±6%	N/A	76±4%
Soil	G2139_0_18390	68±12%	82±11%	55±10%	49±2%
	G2139_0_18440	55±11%	66±10%	55±10%	46±2%
	G2139_0_18441	57±11%	89±11%	59±11%	48±2%
	G3312_1_18474	74±8%	59±5%	73±7%	72±4%
	G3312_2_18478	95±10%	55±5%	75±7%	70±4%
Water	G2142_0_18438	98±9%	82±7%	80±8%	100±5%
	G2142_0_18439	93±9%	83±7%	89±8%	79±4%
	G3315_0_18488	55±7%	102±8%	99±9%	80±4%
	G3315_1_18492	65±7%	92±7%	88±8%	66±3%
	G3315_2_18496	72±8%	103±8%	94±10%	83±4%

- (1) N/A = Not analyzed because analysis was not requested
- (2) Precision is expressed as two standard deviation

Table 2 Radiometric/gravimetric yield of a set of performance evaluation samples.

Sample type	Sample size	Minimum Detectable Activity				Unit
		Plutonium	Americium	Uranium	Strontium	
Air filter	1 Filter	5E-04	7E-04	7E-04	2E-02	Bq/F
Vegetation	22.5 gm	3E-02	4E-02	N/A	5E-01	Bq/Kg
Soil	10.0 gm	6E-02	1E-01	9E-02	1E+00	Bq/Kg
Water	1.00 L	5E-04	5E-04	6E-04	2E-02	Bq/L

Table 3 Typical minimum detectable activities attained from the present study.

Note

Work Supported by the United States Department of Energy Under Contracts DE-AC04-86AL31950 and DE-AC08-94NV11432.

Acknowledgment

The authors would like to thank Mrs. Cathy Nesser for her computer graphic support, and Messrs. Kim D. Lee and Robert E. Sleeman for their technical suggestions.

References

1. Bakhtiar, S.N., S.C. Lee, and P.K. Kuroda, *J. Radioanal. Nuclear Chem.*, 91, 403, (1985).
2. Barbod, T., S.N. Bakhtiar, I.O. Essien, D.N. Sandoval, P.K. Kuroda, *J. Radioanal. Nuclear Chem.*, 99, 385, (1986).
3. Jiang, F.S., S.C. Lee, S.N. Bakhtiar, P.K. Kuroda, *J. Radioanal. Nuclear Chem.*, 100, 65, (1986).
4. Sill, D.S., and C.W. Sill, *Radioact. Radiochem.*, 5 (2), 8, (1994).
5. Hulet, E.K., R.G. Gutmacher, and M.S. Coops, *J. Inorg. Nucl. Chem.*, 17, 350, (1961).
6. Puphal, K.W., and D.R. Olsen, *Anal. Chem.*, 44, 284, (1972).
7. Hindman, F.D., *Anal. Chem.*, 58, 1238, (1986).
8. ANSIN 13.30, Draft - Standard Performance Criteria for Radiobioassay, (1995).

Biographies

Steven N. Bakhtiar

has over sixteen years experience in laboratory operations, with a focus on nuclear radiochemistry. He is currently an Advisory Engineer in the Environmental and Radiological Control section at the Waste Isolation Pilot Project (Westinghouse), responsible for laboratory operations. Dr. Bakhtiar is an active member of the National Physics Society, Local Chapter of the American Nuclear Society, and the American Chemical Society. His work has been published in the *Geochemical Journal*, the *Journal of Radioanalytical and Nuclear Chemistry*, and the *Geochemica et Cosmochemica Acta*.

Chuan-Fu Wu

is currently the Manager of the Environmental and Radiological Section at the Waste Isolation Pilot Project (Westinghouse). In this capacity, he is responsible for management of the Radiation Safety, Environmental Monitoring, Dosimetry, Radiochemistry, Analytical Laboratory, and Safety Analysis functions of the project. He serves as an Assessor in the DOE Laboratory Accreditation Program, and has served as Chair of the Carlsbad Section American Nuclear Society. Dr. Wu is a Technical Program Chairperson and/or Speaker at National/International Conferences, Symposia, and Meetings.

Yun Ko Lee

is currently Senior Scientist, Analytical Services Laboratory, Bechtel Nevada, Las Vegas, Nevada. He is responsible for managing laboratory operations to assure all laboratory processes proceed within various parameters, including established laboratory quality standards. Dr. Lee's work has been published in the *Journal of Chemical Physics*, the *Journal of Magnetic Resonance*, and the *Canadian Journal of Chemistry*, among others.

Kenneth G.W. Inn

offers his expertise in environmental radiochemistry and measurement quality assurance. He is currently the Project Leader in Environmental Radiochemistry at the National Institute of Standards and Technology. Dr. Inn serves on ANSI Standards Subcommittees and working groups developing N42.23, "Measurement Quality Assurance and Associated Instrumentation for Radioassay Laboratories," and N13.30, "Performance Criteria for Radiobioassay." He also serves as advisor to the U.S. Transuranic and Uranic Registries.

Westinghouse Electric Corporation
Waste Isolation Division
WIPP PROJECT
Box 2078
Carlsbad, NM 88221
Phone: (505) 234-8417
Fax: (505) 885-4562

R&R

<u>NAME</u>	<u>ORGANIZATION</u>	<u>PHONE</u>
Harry Madl	WRES/WTS	505-234-2833
STEVE CASEY	DOE/CBFO	505-234-7643
Don Howard	WTS	234-8285
Mansour AkbarZadeh	WTS/SS&TS	234-5516
Ginny Whitford	WTS /SS+TS	234-5521
Raymond V Neuman	WTS /SS&TS	234-8771
Linda Frank-Supka	WTS/SS&TS	234-8816
Marsha Beekman	WTS/SS&TS	234-8495
Tom Pearce	EPA	202 343 9765
Tom Goff	WTS/SS&TS	234-8861
ANDY COOPER	WTS/OHP	214-8269
Adem WARD	WTS/dtp	234-8771
Glen Galloway	WTS/OHP	234-8696
Nick Stone	EPA Region 6	214 665 7226
Richard Farrell	DOE/CBFO	(505) 234 8318
Chuck Byrum	EPA	214 665 7555

Steve Casey 505 706 0162

MAR - JUN in book Rev 7
Feb is when we saw a hit

TLD 458

~~Call TLD's team WPP~~
Dave Speed Call
505 706 3224

EPA Annual WIPP Inspection - Agenda
[as of 9:30am, June 28, 2004]

Ernest (887 6578
361 3993

June 28

- 11 AM Interview Subsidence Staff
- 12 Noon Lunch and other stuff
- 1 PM Interview Geomechanical Staff } Viewed Transcom &
2 PM Opening meeting } the CMR
- 2:30 PM Monitoring, Emplacement, Subpart A Discussions
 - Include presentation on June 2003 "release",
 - Update monitoring parameters, new wells, changes in procedures, etc.,
 - Station A update, filter change history, probe cleanings, etc.
- 5 PM End-of-day close-out

Mon

June 29

- 7:00 AM ~~8 AM~~ Opening meeting
- 8:30 AM Waste Emplacement, Subpart A, Monitoring (Underground)
 - See emplaced waste,
 - CAMs, etc., *Ongoing experiment*
 - Monitor locations.
- 12:30 Waste Emplacement Inspection (WWIS)
Subpart A Inspection
Visit lab,
[walk through select procedures, examine how they are implemented, and view resulting documentation produced.]
- 5 PM End-of-day close-out

Tue

June 30

- 8 AM Opening meeting
- 8:30 AM 194.42 Monitoring - groundwater, geotechnical, subsidence, and Delaware Basin surveillance
 - See new groundwater monitor wells *WWS*
- 5 PM Final Close-out session

Wed

From Curtis

Times and locations subject to change at the discretion of the EPA inspection team

Carl's had lab!

Thurs

WIPP Waste Information System
Nuclide Report

Report ID: RP0980
Version: 1.0
Instance: PK100
Runby: SPL550
Report Date: 06/30/2007 11:53
Total Pages: 10

Selection Criteria -

Site id : %
Nuclide : %
Start Date : 01-JAN-99
End Date: 30-JUN-04
Panel Number : %
Room Number : %
Handling Code : %
Show Uncertainty : YES
TRU Nuclides Only : %
EPA Tracked Nuclides Only: %

Nuclide Report

WIPP Waste
Information System

Waste Isolation Pilot Plant

Page 2 of 10

Panel Number : 1 Room Number : 1

Radionuclide	Activity (Ci)	Activity Uncert (Ci)	Mass(G)	Mass Uncert(G)
AC-227 - ACTINIUM	3.5603E-05	1.2770E-05	4.8563E-07	1.7410E-07
AM-241 - AMERICIUM 241	1.4221E+03	1.3384E+02	4.0983E+02	3.8606E+01
AM-243 - AMERICIUM 243	4.0731E-03	8.5852E-04	2.0177E-02	4.2464E-03
CO-60 - COBALT 60	1.2000E-07	3.6500E-08	1.0500E-10	3.2000E-11
CS-137 - CESIUM 137	1.1416E-04	5.1556E-05	1.2965E-06	5.9370E-07
K-40 - POTASSIUM-40	4.0020E-06	1.5182E-06	7.0870E-01	2.6860E-01
NP-237 - NEPTUNIUM 237	1.1148E-02	1.0492E-03	1.5630E+01	1.4733E+00
PA-231 - PROTACTINIUM 231	3.5894E-04	5.3671E-05	5.1332E-03	7.6515E-04
PU-238 - PLUTONIUM 238	3.9920E+02	7.4076E+01	2.3082E+01	4.2835E+00
PU-239 - PLUTONIUM 239	1.0160E+04	2.3352E+03	1.6153E+05	3.7723E+04
PU-240 - PLUTONIUM 240	2.3276E+03	2.1569E+02	1.0120E+04	9.3847E+02
PU-241 - PLUTONIUM 241	3.1961E+04	3.1243E+03	3.0732E+02	3.0060E+01
PU-242 - PLUTONIUM 242	2.7681E-01	6.8629E-02	6.9600E+01	1.7426E+01
SR-90 - STRONTIUM 90	3.0551E-05	7.1393E-06	2.2057E-07	5.1745E-08
TH-232 - THORIUM 232	1.0414E-05	1.3868E-06	9.3892E+01	3.0802E+00
U-233 - URANIUM 233	1.0491E-01	6.0210E-01	1.0747E+01	6.2849E+01
U-234 - URANIUM 234	1.4419E-01	1.0856E-01	2.2805E+01	1.7498E+01
U-235 - URANIUM 235	1.2328E-03	1.5665E-04	5.6291E+02	7.1820E+01
U-238 - URANIUM 238	1.3341E-02	8.8097E-03	3.9237E+04	2.6269E+04
Totals:	4.6271E+04	5.8840E+03	2.1240E+05	6.5178E+04

Panel Number : 1 Room Number : 2

Radionuclide	Activity (Ci)	Activity Uncert (Ci)	Mass(G)	Mass Uncert(G)
AC-227 - ACTINIUM	2.6645E-04	8.9398E-05	3.6387E-06	1.2237E-06
AM-241 - AMERICIUM 241	1.0595E+04	3.3315E+03	3.0533E+03	9.6010E+02
AM-243 - AMERICIUM 243	5.2166E-03	1.1820E-03	2.3745E-02	5.8604E-03
CS-137 - CESIUM 137	1.3352E-04	1.3452E-04	1.5164E-06	1.5383E-06
K-40 - POTASSIUM-40	8.4940E-06	3.0839E-06	1.5047E+00	5.4570E-01
NP-237 - NEPTUNIUM 237	1.8661E-02	2.3631E-03	2.6172E+01	3.3148E+00
PA-231 - PROTACTINIUM 231	3.2967E-04	1.1195E-04	6.9096E-03	2.3461E-03
PU-238 - PLUTONIUM 238	6.5195E+02	1.7247E+02	3.7685E+01	9.9687E+00
PU-239 - PLUTONIUM 239	1.8462E+04	1.8009E+03	2.9352E+05	2.3864E+04
PU-240 - PLUTONIUM 240	4.2071E+03	5.1080E+02	1.8292E+04	2.2211E+03
PU-241 - PLUTONIUM 241	6.3311E+04	9.5952E+03	6.0876E+02	9.2266E+01
PU-242 - PLUTONIUM 242	4.0269E-01	1.7440E-01	1.0143E+02	4.4205E+01
SR-90 - STRONTIUM 90	7.5449E-06	1.6707E-06	5.4674E-08	1.2161E-08

Nuclide Report

WIPP Waste
Information System

Waste Isolation Pilot Plant

Page 3 of 10

Panel Number : 1 Room Number : 2 Continuuec

Radionuclide	Activity (Ci)	Activity Uncert (Ci)	Mass(G)	Mass Uncert(G)
TH-230 - THORIUM	5.0960E-04	1.1357E-03	2.5010E-02	5.5741E-02
TH-232 - THORIUM 232	1.4340E-06	4.9102E-07	1.3007E+01	4.4437E+00
U-233 - URANIUM 233	1.3676E-01	1.4256E-01	1.4012E+01	1.4737E+01
U-234 - URANIUM 234	6.3201E-01	4.4440E-01	9.9974E+01	7.0647E+01
U-235 - URANIUM 235	5.2187E-02	2.1376E-02	2.3830E+04	9.7611E+03
U-238 - URANIUM 238	3.8752E+00	1.6282E+00	1.1397E+07	4.7892E+06
Totals:	9.7232E+04	1.5413E+04	1.1737E+07	4.8262E+06

Panel Number : 1 Room Number : 3

Radionuclide	Activity (Ci)	Activity Uncert (Ci)	Mass(G)	Mass Uncert(G)
AM-241 - AMERICIUM 241	4.8984E+04	1.4155E+04	1.4116E+04	4.0793E+03
CS-137 - CESIUM 137	1.2539E-05	1.3388E-05	1.4248E-07	1.5214E-07
NP-237 - NEPTUNIUM 237	1.5878E-01	2.1109E-02	2.2269E+02	2.9605E+01
PU-238 - PLUTONIUM 238	2.1564E+03	1.2800E+03	1.2465E+02	7.3989E+01
PU-239 - PLUTONIUM 239	5.5875E+04	6.7717E+03	8.8832E+05	1.0766E+05
PU-240 - PLUTONIUM 240	1.2569E+04	3.6312E+03	5.4648E+04	1.5788E+04
PU-241 - PLUTONIUM 241	1.7815E+05	4.3684E+04	1.7129E+03	4.2004E+02
PU-242 - PLUTONIUM 242	1.1899E+00	7.4620E-01	2.9973E+02	1.8796E+02
RA-226 - RADIUM 226	7.8785E-06	1.8573E-06	7.8785E-06	1.8573E-06
SR-90 - STRONTIUM 90	.0000E+00	.0000E+00	.0000E+00	.0000E+00
U-233 - URANIUM 233	2.8513E-02	3.1929E-02	2.9214E+00	3.2715E+00
U-234 - URANIUM 234	4.3515E-01	3.6176E-01	6.8854E+01	5.7241E+01
U-235 - URANIUM 235	4.7486E-02	3.6127E-02	2.1683E+04	1.6496E+04
U-238 - URANIUM 238	2.3434E+00	1.9868E+00	6.8923E+06	5.8434E+06
Totals:	2.9774E+05	6.9526E+04	7.8735E+06	5.9882E+06

Panel Number : 1 Room Number : 4

Radionuclide	Activity (Ci)	Activity Uncert (Ci)	Mass(G)	Mass Uncert(G)
AM-241 - AMERICIUM 241	5.6147E+03	2.7853E+03	1.6181E+03	8.0267E+02
NP-237 - NEPTUNIUM 237	1.6499E-02	8.2140E-03	2.3141E+01	1.1520E+01
PU-238 - PLUTONIUM 238	7.1070E+02	4.3739E+02	4.1081E+01	2.5283E+01
PU-239 - PLUTONIUM 239	1.5038E+04	2.6532E+03	2.3908E+05	4.2181E+04
PU-240 - PLUTONIUM 240	3.3797E+03	1.4963E+03	1.4694E+04	6.5056E+03

Nuclide Report

WIPP Waste
Information System

Waste Isolation Pilot Plant

Page 4 of 10

Panel Number : 1 Room Number : 4 Continuac

Radionuclide	Activity (Ci)	Activity Uncert (Ci)	Mass(G)	Mass Uncert(G)
PU-241 - PLUTONIUM 241	5.7280E+04	1.8640E+04	5.5077E+02	1.7923E+02
PU-242 - PLUTONIUM 242	3.2172E-01	2.9481E-01	8.1037E+01	7.4261E+01
U-234 - URANIUM 234	1.0038E-01	7.9469E-02	1.5883E+01	1.2574E+01
U-235 - URANIUM 235	9.3989E-03	7.4281E-03	4.2917E+03	3.3918E+03
U-238 - URANIUM 238	4.3477E-01	3.9685E-01	1.2787E+06	1.1672E+06
Totals:	8.2025E+04	2.6013E+04	1.5391E+06	1.2204E+06

Panel Number : 1 Room Number : 5

Radionuclide	Activity (Ci)	Activity Uncert (Ci)	Mass(G)	Mass Uncert(G)
AM-241 - AMERICIUM 241	1.1232E+04	3.4973E+03	3.2369E+03	1.0079E+03
NP-237 - NEPTUNIUM 237	4.1192E-02	5.2657E-03	5.7773E+01	7.3853E+00
PU-238 - PLUTONIUM 238	4.9307E+02	3.3534E+02	2.8501E+01	1.9384E+01
PU-239 - PLUTONIUM 239	1.2341E+04	1.7033E+03	1.9620E+05	2.7079E+04
PU-240 - PLUTONIUM 240	2.7427E+03	9.5501E+02	1.1925E+04	4.1522E+03
PU-241 - PLUTONIUM 241	3.8036E+04	1.0677E+04	3.6573E+02	1.0266E+02
PU-242 - PLUTONIUM 242	2.3423E-01	1.9041E-01	5.9000E+01	4.7963E+01
U-233 - URANIUM 233	5.2969E-03	4.8200E-03	5.4272E-01	4.9385E-01
U-234 - URANIUM 234	6.4339E-02	5.2493E-02	1.0180E+01	8.3059E+00
U-235 - URANIUM 235	8.3825E-03	6.4532E-03	3.8276E+03	2.9467E+03
U-238 - URANIUM 238	2.6287E-01	2.2498E-01	7.7313E+05	6.6171E+05
Totals:	6.4845E+04	1.7168E+04	9.8885E+05	6.9708E+05

Panel Number : 1 Room Number : 6

Radionuclide	Activity (Ci)	Activity Uncert (Ci)	Mass(G)	Mass Uncert(G)
AC-227 - ACTINIUM	3.6430E-04	1.3324E-04	4.9741E-06	1.8173E-06
AM-241 - AMERICIUM 241	1.4472E+04	8.6158E+02	4.1705E+03	2.4837E+02
AM-243 - AMERICIUM 243	1.5729E-03	1.4746E-04	7.7878E-03	2.6404E-02
CS-137 - CESIUM 137	7.2349E-06	3.9515E-06	7.6137E-07	7.2411E-07
K-40 - POTASSIUM-40	1.6160E-06	5.7390E-07	2.8610E-01	1.0150E-01
NP-237 - NEPTUNIUM 237	7.5073E-02	4.9081E-03	1.0530E+02	6.8836E+00
PA-231 - PROTACTINIUM 231	4.9790E-04	1.7670E-04	1.0419E-02	3.6983E-03
PU-238 - PLUTONIUM 238	3.3829E+02	1.8202E+02	1.9554E+01	1.0522E+01
PU-239 - PLUTONIUM 239	1.2851E+04	6.4842E+02	2.0432E+05	1.0309E+04

Nuclide Report

WIPP Waste
Information System

Waste Isolation Pilot Plant

Page 5 of 10

Panel Number : 1 Room Number : 6 Continuac

Radionuclide	Activity (Ci)	Activity Uncert (Ci)	Mass(G)	Mass Uncert(G)
PU-240 - PLUTONIUM 240	2.8699E+03	5.5898E+02	1.2478E+04	2.4304E+03
PU-241 - PLUTONIUM 241	2.6727E+04	2.4273E+03	2.5699E+02	2.3340E+01
PU-242 - PLUTONIUM 242	2.1064E-01	1.0939E-01	5.3054E+01	2.7553E+01
TH-230 - THORIUM	2.4100E-05	3.6276E-06	1.1800E-03	1.7806E-04
U-233 - URANIUM 233	4.3707E-03	4.0464E-03	4.4782E-01	4.1459E-01
U-234 - URANIUM 234	2.8120E-02	2.0155E-02	4.4512E+00	3.1886E+00
U-235 - URANIUM 235	2.5512E-03	2.0441E-03	1.1650E+03	9.3338E+02
U-238 - URANIUM 238	1.2067E-01	1.0399E-01	3.5492E+05	3.0585E+05
Totals:	5.7259E+04	4.6786E+03	5.7749E+05	3.1985E+05

Panel Number : 1 Room Number : 7

Radionuclide	Activity (Ci)	Activity Uncert (Ci)	Mass(G)	Mass Uncert(G)
AM-241 - AMERICIUM 241	2.7844E+04	5.7614E+03	8.0252E+03	1.6603E+03
AM-243 - AMERICIUM 243	2.2362E-03	5.1028E-04	1.1140E-02	7.3833E-03
CO-60 - COBALT 60	3.4696E-07	4.9614E-08	3.0400E-10	4.3000E-11
CS-137 - CESIUM 137	2.4119E-04	1.0217E-04	2.7401E-06	1.1607E-06
K-40 - POTASSIUM-40	1.8587E-05	7.7348E-06	3.2901E+00	1.3692E+00
NA-22 - SODIUM 22 (NA-22)	5.3435E-06	1.9794E-07	8.4500E-10	3.1000E-11
NP-237 - NEPTUNIUM 237	9.3755E-02	2.3458E-02	1.3149E+02	3.1981E+01
PA-231 - PROTACTINIUM 231	6.1146E-06	1.1650E-05	1.3003E-05	2.4784E-05
PU-238 - PLUTONIUM 238	1.4362E+03	6.9960E+02	8.3073E+01	4.0455E+01
PU-239 - PLUTONIUM 239	2.7257E+04	3.0028E+03	4.3332E+05	4.7741E+04
PU-240 - PLUTONIUM 240	6.1924E+03	1.4491E+03	2.6925E+04	6.3001E+03
PU-241 - PLUTONIUM 241	8.6568E+04	2.3525E+04	8.3333E+02	7.8263E+03
PU-242 - PLUTONIUM 242	6.8228E-01	2.9826E-01	1.7200E+02	7.3616E+01
TH-232 - THORIUM 232	2.6073E-06	1.9759E-06	2.3646E+01	1.7954E+01
U-233 - URANIUM 233	1.3393E-01	9.4639E-02	1.3722E+01	9.6966E+00
U-234 - URANIUM 234	1.6387E-01	1.0530E-01	2.5948E+01	1.6667E+01
U-235 - URANIUM 235	1.3687E-02	9.9701E-03	6.2499E+03	4.5525E+03
U-238 - URANIUM 238	4.8689E-01	4.1726E-01	1.4312E+06	1.2271E+06
Totals:	1.4930E+05	3.4439E+04	1.9070E+06	1.2954E+06

Nuclide Report

WIPP Waste
Information System

Waste Isolation Pilot Plant

Page 6 of 10

Panel
Number : 2

Room
Number : 4

Radionuclide	Activity (Ci)	Activity Uncert (Ci)	Mass(G)	Mass Uncert(G)
AC-227 - ACTINIUM	2.4040E-08	5.0730E-09	3.2834E-10	7.0559E-11
AC-228 - ACTINIUM 228	3.4734E-06	5.7491E-07	8.0387E-13	1.3439E-13
AM-241 - AMERICIUM 241	1.0122E+04	5.3355E+02	2.9419E+03	1.5412E+02
AM-243 - AMERICIUM 243	1.6116E-03	2.4783E-04	8.0019E-03	1.2313E-03
BA-133 - BARIUM - 133	3.7700E-09	8.8000E-10	1.4901E-11	3.5493E-12
BI-214 - BISMUTH 214	3.1542E-05	8.8931E-06	5.9216E-14	1.0691E-14
CF-252 - CALIFORNIUM 252	9.1936E-05	4.6906E-05	1.6900E-07	8.6224E-08
CM-243 - CURIUM 243	1.7490E-05	3.5636E-06	3.3506E-07	6.9661E-08
CO-60 - COBALT 60	1.6597E-06	3.7916E-07	1.4547E-09	3.3997E-10
CS-134 - CESIUM-134	7.9375E-06	1.2260E-06	6.0582E-09	9.5432E-10
CS-137 - CESIUM 137	7.2155E-03	8.7977E-04	8.1995E-05	1.0116E-05
EU-152 - EUROPIUM 152	1.8999E-06	2.9772E-07	1.0680E-08	1.6830E-09
EU-154 - EUROPIUM-154	3.8757E-05	5.4973E-06	1.4515E-07	2.0920E-08
K-40 - POTASSIUM-40	4.5570E-06	9.5470E-07	6.4930E-01	1.5457E-01
NA-22 - SODIUM 22 (NA-22)	5.0354E-03	1.6058E-03	2.0980E-04	3.5259E-05
NP-237 - NEPTUNIUM 237	3.2733E-01	3.6481E-01	4.5932E+02	4.7292E+01
PB-214 - LEAD -214	4.2203E-05	1.0169E-05	3.6027E-13	5.2559E-14
PU-238 - PLUTONIUM 238	2.0107E+03	2.1009E+02	1.1709E+02	1.4720E+01
PU-239 - PLUTONIUM 239	1.7276E+04	1.0988E+03	2.7590E+05	1.6753E+04
PU-240 - PLUTONIUM 240	5.9275E+03	4.3269E+02	2.5931E+04	1.8407E+03
PU-241 - PLUTONIUM 241	1.0025E+05	7.8777E+03	9.6750E+02	8.6466E+03
PU-242 - PLUTONIUM 242	1.5860E+00	2.6987E-01	4.9657E+02	6.6455E+01
SB-125 - ANTIMONY-125	7.1395E-05	1.5973E-05	6.8648E-08	1.5672E-08
SR-90 - STRONTIUM 90	7.0344E-03	8.4609E-04	5.0994E-05	1.5200E+00
TH-232 - THORIUM 232	3.4802E-06	6.0248E-07	3.0899E+01	5.5149E+00
TL-208 - THALLIUM 208	1.5771E-04	2.2471E-05	3.9402E-13	5.5507E-14
U-232 - URANIUM 232	2.1203E-04	4.9736E-05	9.8162E-06	2.3496E-06
U-233 - URANIUM 233	2.3376E-03	1.4627E-03	2.3951E-01	1.5292E-01
U-234 - URANIUM 234	9.1752E-01	7.5700E+05	1.7178E+02	2.9993E+01
U-235 - URANIUM 235	5.5590E-02	5.8049E-03	1.3350E+04	2.5441E+03
U-238 - URANIUM 238	5.4630E-01	6.3354E-02	1.6108E+06	1.8828E+05
Totals:	1.3559E+05	7.6715E+05	1.9312E+06	2.1839E+05

Nuclide Report

WIPP Waste
Information System

Waste Isolation Pilot Plant

Page 7 of 10

Panel
Number : 2

Room
Number : 5

Radionuclide	Activity (Ci)	Activity Uncert (Ci)	Mass(G)	Mass Uncert(G)
AC-227 - ACTINIUM	8.2390E-08	1.6816E-08	1.1260E-09	2.3400E-10
AC-228 - ACTINIUM 228	3.6251E-06	2.4370E-06	.0000E+00	1.0000E-12
AM-241 - AMERICIUM 241	3.5808E+03	7.3407E+02	1.0358E+03	1.2003E+02
AM-243 - AMERICIUM 243	3.0794E-03	1.0006E+00	1.5347E-02	5.0546E+00
BA-133 - BARIUM - 133	3.0163E-06	6.6115E-07	1.1923E-08	2.6660E-09
BI-214 - BISMUTH 214	3.5684E-05	6.3857E-06	1.7700E-10	.0000E+00
CF-252 - CALIFORNIUM 252	.0000E+00	.0000E+00	.0000E+00	.0000E+00
CM-243 - CURIUM 243	9.0447E-04	3.2545E-05	1.7874E-05	6.4215E-07
CM-244 - CURIUM 244	7.4074E+00	2.3105E-01	9.1410E-02	2.7916E-03
CM-245 - CURIUM 245	2.7119E-04	2.2505E-05	1.5759E-03	1.3092E-04
CO-60 - COBALT 60	5.2661E-06	1.1210E-06	4.6170E-09	9.9815E-10
CS-134 - CESIUM-134	1.6927E-05	2.6319E-06	1.2898E-08	2.0510E-09
CS-137 - CESIUM 137	1.1485E-02	1.5310E-03	1.3052E-04	1.7716E-05
EU-152 - EUROPIUM 152	2.0980E-06	2.7684E-07	1.1801E-08	1.5560E-09
EU-154 - EUROPIUM-154	2.4041E-02	2.4956E-05	1.0053E-04	1.7453E-06
K-40 - POTASSIUM-40	1.1044E-05	2.2213E-06	1.7132E+00	3.5604E-01
NA-22 - SODIUM 22 (NA-22)	8.7411E-05	1.7745E-05	1.3782E-08	2.8531E-09
NP-237 - NEPTUNIUM 237	6.2603E-02	1.0024E-02	8.1114E+01	1.4146E+01
PB-214 - LEAD -214	3.8626E-05	7.7346E-06	.0000E+00	.0000E+00
PU-238 - PLUTONIUM 238	7.4854E+02	1.3270E+02	4.3335E+01	7.6611E+00
PU-239 - PLUTONIUM 239	1.0395E+04	9.6988E+02	1.6538E+05	1.5430E+04
PU-240 - PLUTONIUM 240	2.5087E+03	3.0532E+02	1.1560E+04	1.3279E+03
PU-241 - PLUTONIUM 241	4.3511E+04	6.9361E+03	4.1874E+02	6.6807E+01
PU-242 - PLUTONIUM 242	3.5391E-01	4.2543E-01	8.9201E+01	1.5336E+01
SB-125 - ANTIMONY-125	5.3129E-05	2.2523E-05	1.5205E-04	2.7922E-05
SR-90 - STRONTIUM 90	1.1005E-02	1.3987E-03	7.9974E-05	1.0402E-05
TH-232 - THORIUM 232	3.5839E-06	9.5807E-07	3.2265E+01	8.8029E+00
TL-208 - THALLIUM 208	1.1378E-04	2.7383E-05	.0000E+00	.0000E+00
U-232 - URANIUM 232	4.7189E-04	1.5772E-04	2.1847E-05	7.4510E-06
U-233 - URANIUM 233	3.3817E-02	6.2119E-03	3.4649E+00	6.4945E-01
U-234 - URANIUM 234	2.3047E-01	3.3870E-02	3.3657E+01	5.3765E+00
U-235 - URANIUM 235	6.7316E-03	1.1155E-03	3.0789E+03	5.0939E+02
U-238 - URANIUM 238	5.9750E-02	1.0884E-02	1.7579E+05	3.2018E+04
Totals:	6.0752E+04	9.0797E+03	3.5755E+05	4.9530E+04

Nuclide Report

WIPP Waste
Information System

Waste Isolation Pilot Plant

Page 8 of 10

Panel
Number: 2

Room
Number: 6

Radionuclide	Activity (Ci)	Activity Uncert (Ci)	Mass(G)	Mass Uncert(G)
AC-227 - ACTINIUM	1.6407E-03	1.5375E-04	2.2682E-05	2.2078E-06
AC-228 - ACTINIUM 228	5.9939E-03	6.6962E-04	1.3324E+00	2.9724E-10
AG-110M - SILVER 110 METASTABLE	1.3800E-02	1.3300E-02	2.9100E-06	2.7900E-06
AM-241 - AMERICIUM 241	2.7238E+03	3.2515E+02	7.8500E+02	9.3732E+01
AM-243 - AMERICIUM 243	3.4721E-01	5.7080E-01	1.7188E+00	2.8831E+00
BA-133 - BARIUM - 133	1.0753E-08	1.9230E-09	4.4000E-11	7.0000E-12
BI-212 - BISMUTH 212	3.6739E-05	8.7334E-06	2.0000E-12	1.0000E-12
BI-213 - BISMUTH 213	2.1138E-06	5.3531E-07	.0000E+00	.0000E+00
BI-214 - BISMUTH 214	2.5678E-01	1.8266E+00	5.8220E-09	4.2266E-08
CD-109 - CADMIUM-109	3.2200E-02	4.3800E-02	1.2337E-05	1.7124E-05
CF-249 - CALIFORNIUM 249	7.3202E-02	6.4499E-02	1.7688E-02	1.5894E-02
CF-252 - CALIFORNIUM 252	7.5986E-05	5.8582E-05	1.3968E-07	1.0988E-07
CM-243 - CURIUM 243	1.2890E-02	7.6937E-02	2.4817E-04	1.5035E-03
CM-244 - CURIUM 244	1.2200E-02	1.1700E-02	1.4914E-04	1.4595E-04
CM-245 - CURIUM 245	1.9309E-05	2.6258E-06	1.1102E-04	1.5089E-05
CO-60 - COBALT 60	1.8704E-01	1.5157E-01	1.1315E-03	8.9520E-04
CS-134 - CESIUM-134	1.4866E-04	1.3862E-04	1.1411E-07	1.0837E-07
CS-137 - CESIUM 137	4.0833E-02	1.0375E+00	4.6896E-04	1.2027E-02
EU-152 - EUROPIUM 152	2.5734E-03	1.1962E-02	1.4162E-05	6.8125E-05
EU-154 - EUROPIUM-154	2.0647E-04	1.5736E-04	7.7282E-07	5.9930E-07
K-40 - POTASSIUM-40	1.0537E-03	6.1718E-04	1.5127E+02	8.8393E+01
MN-54 - MANGANESE 54	1.5300E-02	1.4600E-02	1.9700E-06	1.8900E-06
NA-22 - SODIUM 22 (NA-22)	1.6626E-02	8.8553E-04	2.7888E-06	1.6880E-07
NP-237 - NEPTUNIUM 237	8.7305E-02	2.8079E-02	1.2230E+02	3.7353E+01
NP-239 - NEPTUNIUM-239	6.1700E-06	4.6700E-06	2.7000E-11	2.1000E-11
PA-231 - PROTACTINIUM 231	3.2266E-03	3.2450E-04	6.6799E-02	6.6740E-03
PB-212 - LEAD 212	2.7138E-05	1.5003E-05	1.9000E-11	1.2000E-11
PB-214 - LEAD -214	4.9560E-02	4.1772E-03	1.5100E-09	1.3000E-10
PU-238 - PLUTONIUM 238	7.6993E+02	1.5383E+02	4.5509E+01	8.8895E+00
PU-239 - PLUTONIUM 239	1.2276E+04	9.8001E+02	1.9518E+05	1.5595E+04
PU-240 - PLUTONIUM 240	2.8469E+03	3.2673E+02	1.2378E+04	1.4209E+03
PU-241 - PLUTONIUM 241	4.2616E+04	6.0099E+03	4.0894E+02	5.7797E+01
PU-242 - PLUTONIUM 242	1.0934E+00	2.7413E-01	2.7537E+02	6.8980E+01
RA-226 - RADIUM 226	6.5862E-05	3.8872E-05	6.5862E-05	3.9665E-05
SB-125 - ANTIMONY-125	4.0500E-07	3.7200E-07	3.8900E-10	3.6500E-10
SR-90 - STRONTIUM 90	4.2601E-02	1.0392E+00	3.0816E-04	7.6781E-03
TH-229 - THORIUM 229	5.3513E-04	4.0413E-04	2.5123E-03	1.9361E-03
TH-232 - THORIUM 232	8.2396E-06	3.5535E-04	7.3999E+01	3.2667E+03
TL-208 - THALLIUM 208	1.0054E-04	7.9198E-05	7.5000E+01	.0000E+00

Nuclide Report

WIPP Waste
Information System

Waste Isolation Pilot Plant

Page 9 of 10

Panel
Number : 2

Room
Number : 6

Continuac

Radionuclide	Activity (Ci)	Activity Uncert (Ci)	Mass(G)	Mass Uncert(G)
U-232 - URANIUM 232	3.8682E-04	1.1127E-04	1.8581E-05	5.3429E-06
U-233 - URANIUM 233	3.6032E-02	2.7113E-02	3.6929E+00	2.8287E+00
U-234 - URANIUM 234	1.5879E-01	4.1412E-02	2.5122E+01	6.6176E+00
U-235 - URANIUM 235	3.3822E-03	5.4379E-04	1.5886E+03	2.4946E+02
U-238 - URANIUM 238	2.3569E-02	7.1842E-03	6.9323E+04	2.1180E+04
ZN-65 - ZINC 65	5.7300E-03	5.5000E-03	6.9400E-07	6.6600E-07
Totals:	6.1235E+04	7.8009E+03	2.8044E+05	4.2080E+04

Panel
Number : 2

Room
Number : 7

Radionuclide	Activity (Ci)	Activity Uncert (Ci)	Mass(G)	Mass Uncert(G)
AC-227 - ACTINIUM	1.5609E-03	3.3663E-04	2.1335E-05	4.6046E-06
AC-228 - ACTINIUM 228	9.7353E-03	5.5002E-03	4.3450E-09	2.5040E-09
AM-241 - AMERICIUM 241	3.0314E+03	4.4176E+02	8.7310E+02	1.2794E+02
AM-243 - AMERICIUM 243	5.7309E-01	4.1075E-01	2.8369E+00	2.0742E+00
BI-212 - BISMUTH 212	2.1911E-04	1.0652E-04	1.5000E-11	7.0000E-12
BI-213 - BISMUTH 213	2.7194E-04	1.3661E-04	1.4000E-11	7.0000E-12
BI-214 - BISMUTH 214	2.7902E+00	1.4182E+00	6.3268E-08	3.2815E-08
CE-144 - CERIUM-144	4.8200E-05	1.6939E-05	1.5000E-08	5.2550E-09
CF-249 - CALIFORNIUM 249	4.3077E-03	2.6656E-02	1.0405E-03	6.5700E-03
CF-252 - CALIFORNIUM 252	1.3620E-04	1.0423E-04	2.5038E-07	1.9550E-07
CM-243 - CURIUM 243	3.2015E-01	1.6744E-01	6.1332E-03	3.2731E-03
CM-244 - CURIUM 244	1.0503E-02	1.0124E-01	1.2839E-04	1.2629E-03
CO-60 - COBALT 60	2.0134E-03	3.0144E-03	1.7662E-06	2.6982E-06
CS-134 - CESIUM-134	1.1591E-03	7.3990E-03	8.8481E-07	5.7634E-06
CS-137 - CESIUM 137	1.1629E+00	2.2237E+00	1.3215E-02	4.9412E-02
EU-152 - EUROPIUM 152	2.6390E-01	1.3342E-01	1.4826E-03	7.6488E-04
EU-154 - EUROPIUM-154	8.2593E-04	3.7983E-03	3.0934E-06	1.4516E-05
FR-221 - FRANCIUM-221	4.9200E-02	4.6840E-02	2.7800E-10	2.7000E-10
K-40 - POTASSIUM-40	8.5319E-05	1.7513E-04	1.3142E+01	2.1914E+01
NA-22 - SODIUM 22 (NA-22)	3.9492E-02	3.4353E-02	6.2488E-06	5.5465E-06
NP-237 - NEPTUNIUM 237	8.3383E-02	3.2930E-02	1.1693E+02	4.7036E+01
PA-231 - PROTACTINIUM 231	5.9541E-03	1.0315E-03	6.0773E-02	1.2471E-02
PB-212 - LEAD 212	7.6934E-05	3.3087E-05	5.3000E-11	2.3000E-11
PB-214 - LEAD -214	2.5200E+00	1.2600E+00	7.6829E-08	3.9199E-08
PU-238 - PLUTONIUM 238	7.5044E+02	1.3654E+02	4.3755E+01	7.9925E+00
PU-239 - PLUTONIUM 239	1.4136E+04	1.0413E+03	2.2460E+05	1.6165E+04

Nuclide Report

WIPP Waste
Information System

Waste Isolation Pilot Plant

Page 10 of 10

Panel
Number : 2

Room
Number : 7

Continuac

Radionuclide	Activity (Ci)	Activity Uncert (Ci)	Mass(G)	Mass Uncert(G)
PU-240 - PLUTONIUM 240	3.2825E+03	3.6338E+02	1.4262E+04	1.5844E+03
PU-241 - PLUTONIUM 241	5.1400E+04	6.6558E+03	7.2901E+02	6.0544E+01
PU-242 - PLUTONIUM 242	4.1889E-01	1.5675E-01	1.0555E+02	3.6354E+01
RA-226 - RADIUM 226	1.0226E-03	9.5168E-04	1.0226E-03	9.7111E-04
SB-125 - ANTIMONY-125	3.1591E-06	8.1444E-06	3.0380E-09	7.9903E-09
SR-90 - STRONTIUM 90	1.3251E+00	2.4333E+00	9.6022E-03	1.0597E-02
TH-229 - THORIUM 229	5.2069E-03	3.3184E-03	2.4445E-02	1.5897E-02
TH-230 - THORIUM	9.3328E-02	6.8500E-06	4.5714E+00	4.4734E-01
TH-232 - THORIUM 232	3.2133E-05	7.6128E-06	2.8980E+02	6.8550E+01
TL-208 - THALLIUM 208	5.5870E-03	2.5964E-03	1.8000E-11	8.0000E-12
U-233 - URANIUM 233	1.2840E-02	2.0129E+00	1.3156E+00	1.3453E+00
U-234 - URANIUM 234	8.5491E-01	1.1302E+00	1.3533E+02	2.0762E+01
U-235 - URANIUM 235	8.2890E-03	2.2379E-03	3.7849E+03	1.0241E+03
U-238 - URANIUM 238	5.0595E-01	1.1412E+00	1.4868E+06	4.1549E+05
Totals:	7.2611E+04	8.6516E+03	1.7318E+06	4.3466E+05
Grand Totals	1.1249E+06	9.6581E+05	2.9136E+07	1.5157E+07

Two 6/24

#	Question <u>Waste Emplacement</u>	Comments <u>Objective Evidence</u>	Documentation	Results
1	Is waste being emplaced in the underground facility in the manner specified in DOE's Compliance Certification Application (CCA)?			Yes
2	Are waste containers stacked in columns three high?			Yes
3	Are waste containers emplaced as received?			Yes
4	Are records adequate? Randomly select five waste containers to verify records for waste approval, shipment, and receipt: <i>RF040288 shipment</i> <i>RF040289</i>	<i>SRO40135 TOOP</i> <i>RF040286 SWB</i> <i>RF040270 7 PUNCH</i> <i>RF040281 SWB</i> <i>SRO40134 TOOP</i>		
5	Verify documentation for the containers listed in item 4 - waste generator site transmittal of waste to WIPP, WIPP approval, shipment certification for transport to WIPP, shipment initiation documentation, shipment received at WIPP records, waste emplace in the underground, and placement of backfill [MgO].			Yes
6	Is DOE properly emplacing backfill material (magnesium oxide [MgO]) with the waste packages?			Yes
7	Are Super Sacks placed on top of waste stacks as described in Volume 1, Section 3.3.3 of the CCA; approximately 4,000 pounds, multi-wall construction with a vapor and moisture barrier?			Yes

7/24

#	Question <u>Waste Employment</u>	Comments Objective Evidence	Documentation	Results
---	-------------------------------------	--------------------------------	---------------	---------

8	Is DOE properly tracking the MgO backfill so that the MgO safety factor can be accurately calculated?	<i>Noting in WWIS</i>		<i>No!</i>
9	Is DOE maintaining records of waste shipments and emplacement properly?			
10	Do the characterization module, certification module, shipping module, and inventory module adequately record the required information?			
11	Characterization Module - Review a WWIS Waste Container Data Report. Does this report adequately record the Waste Stream Profile Form information?			<i>✓</i>
12	Characterization Module - Does the data administrator verify that DOE/CBFO has granted certification and transportation authority to the generator/shipper site prior to review of generator/shipper characterization data?			<i>Yes</i>
13	Certification Module - Examine an Acceptance Report and a Rejection Report. Do these adequately record waste information?	<i>pdf file to Tom</i>		<i>Yes</i>
14	Is the generator/shipper denied any further write access to certification information after the data passes the limit and edit check and a review by the WWIS data administrator?			<i>Yes</i>

#	Question <u>Waste Emplacement</u>	Comments Objective Evidence	Documentation	Results
---	--------------------------------------	--------------------------------	---------------	---------

15	Shipping Module - Review the Shipment Summary Report. Does the report correctly record the containers shipped?			yes
16	Inventory Module - Review the Container Emplacement Report. Does this report adequately record the date of receipt, disposal locations of containers, and the emplacement of MgO?			yes
17	Does the WWIS adequately document waste shipment and emplacements information for waste containers selected item 4 above?			
18	Can DOE demonstrate that the waste emplacement conforms to the assumed waste loading conditions as specified in 194.24(f)? In the CCA and as of 2003, the waste must be randomly (i.e., homogeneously) emplaced to conform with the performance and compliance assessment assumptions.			

WIPP Waste Information System
Repository Report

Report: RP0530
Version: 1.2
Instance: PRDD1
Run by: SPEEDD
Report Date: 06/30/2001 11:07
Total Pages: 78

Repository Report

WIPP Waste
Information System

Waste Isolation Pilot Plant

Page 2 of 13

Containers

Container Type	Description	Emplaced	Total
1	55 GAL DRUM	31211	32066
1	Dunnage: 55 GAL DRUM	975	6338
2	Dunnage: SWB	0	65
2	SWB	2963	3001
3	TEN DRUM OVERPACK (TDOP)	1034	1102
5	55 GALLON PIPE OVERPACK - 12 INCH PIPE OVERPACK	21429	21667
9	85 GALLON DRUM - OVERPACK	2	2
14	SWB - USED TO OVERPACK 4 - 55 GAL. DRUMS	173	184
16	55 GAL DRUM TO BE OVERPACKED - GOOD CONDITION	0	7180
16	Dunnage: 55 GAL DRUM TO BE OVERPACKED - GOOD CONDITION	0	1
17	55 GAL DRUM TO BE OVERPACKED - DAMAGED CONDITION	0	3727
18	55 GAL DRUM TO BE OVERPACKED - SOLID/VITRIFIED - GOOD	0	8
19	55 GAL DRUM TO BE OVERPACKED - SOLID/VITRIFIED - DAMAGED	0	841
		<u>57787</u>	<u>76182</u>

Repository Report

WIPP Waste
Information System

Waste Isolation Pilot Plant

Containers by Site

Site: **BN AMWTP @ INEEL**

Specific Container Information by Container Type

Container Type	Description	Container Status	Dunnage	Total Containers
1	55 GAL DRUM	Dunnage	Y	4
3	TEN DRUM OVERPACK (TDOP)	Approved Certification	N	10
3	TEN DRUM OVERPACK (TDOP)	Approved Shipment	N	10
3	TEN DRUM OVERPACK (TDOP)	Received Shipment	N	2
3	TEN DRUM OVERPACK (TDOP)	PreSubmit Certification	N	18
3	TEN DRUM OVERPACK (TDOP)	Emplaced Container	N	44
19	55 GAL DRUM TO BE OVERPACKED - SOLID/VITRIFIED - DAMAGED	Approved Certification	N	759
19	55 GAL DRUM TO BE OVERPACKED - SOLID/VITRIFIED - DAMAGED	Approved Characterization	N	1
19	55 GAL DRUM TO BE OVERPACKED - SOLID/VITRIFIED - DAMAGED	Holding for Certification	N	14
19	55 GAL DRUM TO BE OVERPACKED - SOLID/VITRIFIED - DAMAGED	Pending Characterization	N	30
19	55 GAL DRUM TO BE OVERPACKED - SOLID/VITRIFIED - DAMAGED	PreSubmit Certification	N	37
				929

Container Status Totals

Container Status	Total Containers
Pending Characterization	30
Approved Characterization	1
PreSubmit Certification	55
Holding for Certification	14
Approved Certification	769
Approved Shipment	10
Received Shipment	2
Emplaced Container	44
Dunnage	4
929	

Repository Report

WIPP Waste
Information System

Waste Isolation Pilot Plant

Containers by Site

Site: C1 CCP AT SRS

Specific Container Information by Container Type

Container Type	Description	Container Status	Dunnage	Total Containers
1	55 GAL DRUM	Approved Certification	N	1
1	55 GAL DRUM	Emplaced Container	N	1638
3	TEN DRUM OVERPACK (TDOP)	Approved Certification	N	3
3	TEN DRUM OVERPACK (TDOP)	PreSubmit Certification	N	9
3	TEN DRUM OVERPACK (TDOP)	Received Shipment	N	3
3	TEN DRUM OVERPACK (TDOP)	Emplaced Container	N	979
3	TEN DRUM OVERPACK (TDOP)	Approved Shipment	N	12
14	SWB - USED TO OVERPACK 4 - 55 GAL. DRUMS	Emplaced Container	N	98
16	55 GAL DRUM TO BE OVERPACKED - GOOD CONDITION	Approved Certification	N	6854
16	55 GAL DRUM TO BE OVERPACKED - GOOD CONDITION	Holding for Certification	N	39
16	55 GAL DRUM TO BE OVERPACKED - GOOD CONDITION	PreSubmit Certification	N	23
17	55 GAL DRUM TO BE OVERPACKED - DAMAGED CONDITION	Approved Certification	N	3658
17	55 GAL DRUM TO BE OVERPACKED - DAMAGED CONDITION	Holding for Certification	N	49
				13366

Container Status Totals

Container Status	Total Containers
PreSubmit Characterization	23
PreSubmit Certification	9
Holding for Certification	88
Approved Certification	10516
Approved Shipment	12
Received Shipment	3
Emplaced Container	2715
13366	

Repository Report

WIPP Waste
Information System

Waste Isolation Pilot Plant

Containers by Site

Site: C2 CCP AT ANL-E

Specific Container Information by Container Type

Container Type	Description	Container Status	Dunnage	Total Containers
1	55 GAL DRUM	Approved Certification	N	35
1	55 GAL DRUM	Approved Shipment	N	10
1	55 GAL DRUM	Emplaced Container	N	273
1	55 GAL DRUM	Dunnage	Y	18
3	TEN DRUM OVERPACK (TDOP)	Emplaced Container	N	11
3	TEN DRUM OVERPACK (TDOP)	PreSubmit Certification	N	1
16	55 GAL DRUM TO BE OVERPACKED - GOOD CONDITION	Approved Certification	N	107
17	55 GAL DRUM TO BE OVERPACKED - DAMAGED CONDITION	Approved Certification	N	10
				465

Container Status Totals

Container Status	Total Containers
PreSubmit Certification	1
Approved Certification	152
Approved Shipment	10
Emplaced Container	284
Dunnage	18
465	

Repository Report

WIPP Waste
Information System

Waste Isolation Pilot Plant

Containers by Site

Site: C3 CCPAT NTS

Specific Container Information by Container Type

Container Type	Description	Container Status	Dunnage	Total Containers
1	55 GAL DRUM	Approved Certification	N	1
1	55 GAL DRUM	Emplaced Container	N	294
1	55 GAL DRUM	Holding for Certification	N	1
				<u>296</u>

Container Status Totals

Container Status	Total Containers
Holding for Certification	1
Approved Certification	1
Emplaced Container	294
<u>296</u>	

Repository Report

WIPP Waste
Information System

Waste Isolation Pilot Plant

Containers by Site

Site: IN IDAHO NATIONAL ENGINEERING LAB

Specific Container Information by Container Type

Container Type	Description	Container Status	Dunnage	Total Containers
1	55 GAL DRUM	Approved Certification	N	232
1	55 GAL DRUM	Emplaced Container	N	15014
1	55 GAL DRUM	PreSubmit Certification	N	1
1	55 GAL DRUM	Received Shipment	N	2
1	55 GAL DRUM	Dunnage	Y	1609
1	55 GAL DRUM	Dunnage - Emplaced	Y	519
2	SWB	Emplaced Container	N	152
14	SWB - USED TO OVERPACK 4 - 55 GAL. DRUMS	Emplaced Container	N	6
16	55 GAL DRUM TO BE OVERPACKED - GOOD CONDITION	Approved Certification	N	5
18	55 GAL DRUM TO BE OVERPACKED - SOLID/TRIFRIED - GOOD	Approved Certification	N	8
				17548

Container Status Totals

Container Status	Total Containers
PreSubmit Certification	1
Approved Certification	245
Received Shipment	2
Emplaced Container	15172
Dunnage	1609
Dunnage - Emplaced	519
17548	

Repository Report

WIPP Waste
Information System

Waste Isolation Pilot Plant

Containers by Site

Site: LA LOS ALAMOS NATIONAL LABORATORY

Specific Container Information by Container Type

Container Type	Description	Container Status	Dunnage	Total Containers
1	55 GAL DRUM	Approved Certification	N	7
1	55 GAL DRUM	Emplaced Container	N	1360
1	55 GAL DRUM	PreSubmit Certification	N	170
1	55 GAL DRUM	Dunnage	Y	262
1	55 GAL DRUM	Dunnage - Emplaced	Y	80
2	SWB	Emplaced Container	N	148
2	SWB	Dunnage	Y	2
5	55 GALLON PIPE OVERPACK - 12 INCH PIPE OVERPACK	Emplaced Container	N	2
14	SWB - USED TO OVERPACK 4 - 55 GAL. DRUMS	Emplaced Container	N	18
14	SWB - USED TO OVERPACK 4 - 55 GAL. DRUMS	PreSubmit Certification	N	7
16	55 GAL DRUM TO BE OVERPACKED - GOOD CONDITION	Approved Certification	N	52
16	55 GAL DRUM TO BE OVERPACKED - GOOD CONDITION	PreSubmit Certification	N	43
16	55 GAL DRUM TO BE OVERPACKED - GOOD CONDITION	Dunnage	Y	1
17	55 GAL DRUM TO BE OVERPACKED - DAMAGED CONDITION	Approved Certification	N	7
17	55 GAL DRUM TO BE OVERPACKED - DAMAGED CONDITION	PreSubmit Certification	N	1
				2160

Container Status Totals

Container Status	Total Containers
PreSubmit Certification	221
Approved Certification	66
Emplaced Container	1528
Dunnage	265
Dunnage - Emplaced	80
2160	

Repository Report

WIPP Waste
Information System

Waste Isolation Pilot Plant

Page 9 of 13

Containers by Site

Site: RF ROCKY FLATS

Specific Container Information by Container Type

Container Type	Description	Container Status	Dunnage	Total Containers
1	55 GAL DRUM	Approved Certification	N	193
1	55 GAL DRUM	Approved Characterization	N	115
1	55 GAL DRUM	Emplaced Container	N	10084
1	55 GAL DRUM	Pending Characterization	N	14
1	55 GAL DRUM	Received Shipment	N	21
1	55 GAL DRUM	Dunnage	Y	3095
1	55 GAL DRUM	Dunnage - Emplaced	Y	150
2	SWB	Approved Certification	N	19
2	SWB	Received Shipment	N	12
2	SWB	Dunnage	Y	63
2	SWB	Emplaced Container	N	2663
2	SWB	Approved Shipment	N	7
5	55 GALLON PIPE OVERPACK - 12 INCH PIPE OVERPACK	Approved Certification	N	104
5	55 GALLON PIPE OVERPACK - 12 INCH PIPE OVERPACK	Approved Characterization	N	1
5	55 GALLON PIPE OVERPACK - 12 INCH PIPE OVERPACK	Approved Shipment	N	28
5	55 GALLON PIPE OVERPACK - 12 INCH PIPE OVERPACK	Emplaced Container	N	20195
14	SWB - USED TO OVERPACK 4 - 55 GAL. DRUMS	Approved Certification	N	2
14	SWB - USED TO OVERPACK 4 - 55 GAL. DRUMS	Approved Shipment	N	2
14	SWB - USED TO OVERPACK 4 - 55 GAL. DRUMS	Emplaced Container	N	51
16	55 GAL DRUM TO BE OVERPACKED - GOOD CONDITION	Approved Certification	N	57
17	55 GAL DRUM TO BE OVERPACKED - DAMAGED CONDITION	Approved Certification	N	2
				36878

Repository Report

Waste Isolation Pilot Plant

Containers by Site

Site: RF ROCKY FLATS

Container Status Totals

Container Status	Total Containers
Pending Characterization	14
Approved Characterization	116
Approved Certification	377
Approved Shipment	37
Received Shipment	33
Emplaced Container	32993
Dunnage	3158
Dunnage - Emplaced	150
	<u>36878</u>

Repository Report

WIPP Waste
Information System

Waste Isolation Pilot Plant

Containers by Site

Site: RL RICHLAND (HANFORD) SITE

Specific Container Information by Container Type

Container Type	Description	Container Status	Dunnage	Total Containers
1	55 GAL DRUM	Approved Certification	N	6
1	55 GAL DRUM	Emplaced Container	N	1916
1	55 GAL DRUM	PreSubmit Certification	N	46
1	55 GAL DRUM	Dunnage	Y	375
1	55 GAL DRUM	Dunnage - Emplaced	Y	72
5	55 GALLON PIPE OVERPACK - 12 INCH PIPE OVERPACK	Emplaced Container	N	1232
5	55 GALLON PIPE OVERPACK - 12 INCH PIPE OVERPACK	Pending Characterization	N	30
5	55 GALLON PIPE OVERPACK - 12 INCH PIPE OVERPACK	PreSubmit Certification	N	75
				<u>3752</u>

Container Status Totals

Container Status	Total Containers
Pending Characterization	30
PreSubmit Certification	121
Approved Certification	6
Emplaced Container	3148
Dunnage	375
Dunnage - Emplaced	72
<u>3752</u>	

Repository Report

WIPP Waste
Information System

Waste Isolation Pilot Plant

Containers by Site

Site: SR SAVANNAH RIVER SITE

Specific Container Information by Container Type

Container Type	Description	Container Status	Dunnage	Total Containers
1	55 GAL DRUM	Emplaced Container	N	630
				<u>630</u>

Container Status Totals

Container Status	Total Containers
Emplaced Container	<u>630</u>
	630

Repository Report

WIPP Waste
Information System

Waste Isolation Pilot Plant

Containers by Site

Site: WI WASTE ISOLATION PILOT PLANT

Specific Container Information by Container Type

Container Type	Description	Container Status	Dunnage	Total Containers
1	55 GAL DRUM	Emplaced Container	N	2
1	55 GAL DRUM	Dunnage - Emplaced	Y	154
9	85 GALLON DRUM - OVERPACK	Emplaced Container	N	2
				158

Container Status Totals

Container Status	Total Containers
Emplaced Container	4
Dunnage - Emplaced	154
	158

Material Parameter Totals

Material Parameter	Description	Weight(Kg)
6	CELLULOSICS	924411.39
7	RUBBER	59986.13
8	PLASTICS	508225.22

Waste Information System
Administration Status Display

	MAN	INEL	RETS	BANE	SRS	RADE	ENT	ENT	ENT	TOTAL
Data Transfer In Progress:										
Pending Charz Data Submittal:					23					23
Pending Charz Data Approval:		14		30					30	74
On Hold For Charz Data Approval:										
Charz Data Approved:		116							1	117
Pending Cert Data Submittal:	221	1		122	9	1			49	493
Pending Cert Data Approval:										
On Hold For Cert Data Approval:					88				1	103
Cert Data Approved:	7	232	316	6	64	35			1	711
Pending Shipment Data Approval:										
Shipment Data Approved:			37			10			10	69
Shipment Received:			33			3			2	36
Emplaced Underground:	1,526	15,172	32,993	3,148	630	2,715	284	294	44	56,812
Waste Container Totals:	1,756	16,406	33,511	3,306	630	2,914	330	296	198	69,773
Shipment Status:										
Pending Submittal:			8							8
Pending Approval:										
Approved:						2			6	7
Complete (Ready To Ship):			3			2	1			6
Received:	71	686	1,633	102	16	383	11	7	23	2,740
Shipment Totals:	71	696	1,644	102	16	387	12	7	26	2,751

Attachment 1 - CH Waste Processing Data Sheet

INFORMATION ONLY

PREREQUISITE ACTIONS		
1.0	Shipment No.: <u>RF040285</u> OCA Body Serial No.: <u>196</u>	WHE <u>7A</u>
2.0	Shipping documents validated, CH packages inspected and released for unloading.	WHE <u>7A</u>
8.0[A]	Oxygen monitor serial number and due date verified.	WHE or <u>N/A</u> <u>7A</u>
8.0[B]	Oxygen monitor daily calibration and sample pump operational check is complete.	WHE or <u>N/A</u> <u>7A</u>
PERFORMANCE		
2.1	Adequate WHO staff available.	WH <u>8</u>
2.2	WHB is configured for waste handling mode.	WH <u>8</u>
2.3.1	OCA lid serial number: <u>196</u>	WH <u>8</u>
2.3.2	OCA lid and body serial numbers match.	WH <u>8</u>
2.4.1	ICV lid serial number: <u>196</u>	WH <u>8</u>
2.4.2	ICV lid, OCA lid, and OCA body serial numbers match.	WH <u>8</u>
2.4.25	Activity on smears of OCA lid interior, ICV lid exterior, RAF assembly quick connect, and RAF is below acceptable limits.	RCT <u>8</u>
2.4.34	Activity on smears of ICV lid interior and top of payload is below acceptable limits.	RCT <u>8</u>
2.4.35	Oxygen concentration is > 20 percent in the worker breathing zone.	WHE or <u>N/A</u> <u>8</u>
2.5.8	Activity on smears of guide tubes, SWB or TDOP connection devices, and SWB ratchet straps is below acceptable limits.	RCT <u>8</u>
2.5.14	Payload inspected for damage.	WH <u>8</u>
2.5.24	Payload container numbers <u>do not</u> concur with WWIS activity.	WH <u>8</u>
2.5.25	Verified waste shipment container <u>does</u> contain PCBs (warning label applied), or container <u>does not</u> contain PCBs (NA).	WH or <u>N/A</u> <u>8</u>
2.5.27	Activity on smears of bottom of payload and ICV interior is below acceptable limits.	RCT <u>8</u>
2.5.30	Activity on smears of upper and lower areas of payload assembly is below acceptable limits.	RCT <u>8</u>
2.5.32	Activity on smears of newly exposed area of payload is below acceptable limits.	RCT or <u>N/A</u> <u>8</u>
2.5.33	Completed Attachment 3. Waste stacked no more than two drums or boxes high on facility pallets.	WH or <u>N/A</u> <u>8</u>
2.5.34	Activity on smears of newly exposed area of payload pallet/payload is below acceptable limits.	RCT or <u>N/A</u> <u>8</u>
2.5.40	Shipment arrival date entered into WWIS.	WHE <u>7A</u>
3.1	WHB and U/G are configured for waste handling mode.	WH <u>CB</u>
3.2	Payload assemblies inspected for damage (if stored > 1 shift).	WH or <u>N/A</u> <u>CB</u>
4.10	Completed Attachment 4. Waste stacked no more than three drums or boxes high in the disposal area.	WH <u>8</u>
4.12	Activity on smears of payload pallet is below acceptable limits.	RCT or <u>N/A</u> <u>8</u>
5.2	Completed columns have necessary backfill emplaced.	WH <u>8</u>

Attachment 1 - CH Waste Processing Data Sheet

Performers, enter printed name, signature, date, and initials:

Printed Name	Signature	Date	Initials
P. Sasso	<i>[Signature]</i>	6/22/04	
M. Mallatt	<i>[Signature]</i>	16-23-04	MM
K. Miller	<i>[Signature]</i>	16-23-04	MM
S. Jennings	<i>[Signature]</i>	16/23/04	SJ
B. Schrock	<i>[Signature]</i>	16-23-04	BS
J. Giles	<i>[Signature]</i>	16-23-04	JG
G. Walter	<i>[Signature]</i>	6-23-04	GW

REMARKS: DO SWIP THE SUIIT OF THE SWB. J.M. 6-23-04

REVIEW/VALIDATION: *[Signature]*, 062304
WHE (Print Name) Signature Date

Attachment 4 - Waste Emplacement Report Data Sheet

INFORMATION ONLY

OCA Body Serial Number: 196

Container Number	RFSO 3619	RFSO3782
Row Number	141	140
Column (Left to Right)	1 2 3 4 5 6	1 2 3 4 5 6
Place in the Stack (Circle Location)	Top Middle Bottom	Top Middle Bottom
Disposal Room	1 2 3 4 5 6 7	1 2 3 4 5 6 7
Disposal Panel	1 2 3 4 5 6 7 8	1 2 3 4 5 6 7 8
Disposal Date	6/26/04	6/26/04

NOTE: Criticality Safety Administrative Control: Waste is stacked no greater than three drums or boxes high in the disposal area.

Remarks: _____

Performer: P SASSO [Signature] 6/26/04
Printed Name Signature Date

Reviewer: J S Weatherlin [Signature] 6/26/04
Printed Name Signature Date

WHE Validation: P SASSO [Signature] 6/26/04
Printed Name Signature Date

Attachment 1 - CH Waste Processing Data Sheet INFORMATION ONLY

PREREQUISITE ACTIONS		
1.0	Shipment No.: <u>RF040285</u> OCA Body Serial No.: <u>198</u>	WHE <u>7A</u>
2.0	Shipping documents validated, CH packages inspected and released for unloading.	WHE <u>7A</u>
8.0 [A]	Oxygen monitor serial number and due date verified.	WHE or <u>N/A 7A</u>
8.0 [B]	Oxygen monitor daily calibration and sample pump operational check is complete.	WHE or <u>N/A 7A</u>
2.1	Adequate WHO staff available.	WH <u>[initials]</u>
2.2	WHB is configured for waste handling mode.	WH <u>[initials]</u>
2.3.1	OCA lid serial number: <u>#198</u>	WH <u>[initials]</u>
2.3.2	OCA lid and body serial numbers match.	WH <u>[initials]</u>
2.4.1	ICV lid serial number: <u>#198</u>	WH <u>[initials]</u>
2.4.2	ICV lid, OCA lid, and OCA body serial numbers match.	WH <u>[initials]</u>
2.4.25	Activity on smears of OCA lid interior, ICV lid exterior, RAF assembly quick connect, and RAF is below acceptable limits.	RCT <u>[initials]</u>
2.4.34	Activity on smears of ICV lid interior and top of payload is below acceptable limits.	RCT <u>[initials]</u>
2.4.35	Oxygen concentration is > 20 percent in the worker breathing zone.	WHE or <u>N/A [initials]</u>
2.5.9	Activity on smears of guide tubes, SWB or TDOP connection devices, and SWB ratchet straps is below acceptable limits.	RCT <u>[initials]</u>
2.5.14	Payload inspected for damage.	WH <u>[initials]</u>
2.5.24	Payload container numbers concur do not concur with WWIS activity.	WH <u>[initials]</u>
2.5.25	Verified waste shipment container <u>does</u> contain PCBs (warning label applied), or container <u>does not</u> contain PCBs (NA).	WH or <u>(N/A) [initials]</u>
2.5.27	Activity on smears of bottom of payload and ICV interior is below acceptable limits.	RCT <u>[initials]</u>
2.5.30	Activity on smears of upper and lower areas of payload assembly is below acceptable limits.	RCT <u>[initials]</u>
2.5.32	Activity on smears of newly exposed area of payload is below acceptable limits.	<u>RCT or N/A [initials]</u>
2.5.33	Completed Attachment 3. Waste stacked no more than two drums or boxes high on facility pallets.	WH or <u>(N/A) [initials]</u>
2.5.34	Activity on smears of newly exposed area of payload pallet/payload is below acceptable limits.	RCT or <u>(N/A) [initials]</u>
2.5.40	Shipment arrival date entered into WWIS.	WHE <u>7A</u>
3.1	WHB and UIG are configured for waste handling mode.	WH <u>7A</u>
3.2	Payload assemblies inspected for damage (if stored > 1 shift).	WH or <u>(N/A) 7A</u>
4.10	Completed Attachment 4. Waste stacked no more than three drums or boxes high in the disposal area.	WH <u>[initials]</u>
4.12	Activity on smears of payload pallet is below acceptable limits.	RCT or <u>(N/A) [initials]</u>
5.2	Completed columns have necessary backfill emplaced.	WH <u>[initials]</u>

Attachment 1 - CH Waste Processing Data Sheet

Performers, enter printed name, signature, date, and initials:

Printed Name	Signature	Date	Initials
F. Acosta	<i>[Signature]</i>	16/25/04	<i>[Initials]</i>
D. Doughty	<i>[Signature]</i>	16-23-04	<i>[Initials]</i>
W. Terry	<i>[Signature]</i>	16-23-04	<i>[Initials]</i>
B. Schrock	<i>[Signature]</i>	16-23-04	<i>[Initials]</i>
Adrian Munoz	<i>[Signature]</i>	16-24-04	<i>[Initials]</i>
D. McAvey	<i>[Signature]</i>	16-24-04	<i>[Initials]</i>

REMARKS: Swips Taken during SWB split

REVIEW/VALIDATION: F. Acosta, *[Signature]*, 16-24-04

WHE (Print Name) Signature Date

Attachment 4 - Waste Emplacement Report Data Sheet

INFORMATION ONLY

OCA Body Serial Number: 198

Container Number	RFS03563	RFS0383586
Row Number	140	140
Column (Left to Right)	(1) 2 3 4 5 6	1 2 (3) 4 5 6
Place in the Stack (Circle Location)	Top Middle Bottom	Top Middle Bottom
Disposal Room	1 2 3 (4) 5 6 7	1 2 3 (4) 5 6 7
Disposal Panel	1 (2) 3 4 5 6 7 8	1 (2) 3 4 5 6 7 8
Disposal Date	6/26/04	6/26/04

NOTE: Criticality Safety Administrative Control: Waste is stacked no greater than three drums or boxes high in the disposal area.

Remarks:

Performer: P Sacco [Signature] 6/26/04
 Printed Name Signature Date

Reviewer: J S. [Signature] [Signature] 6/26/04
 Printed Name Signature Date

WHE Validation: P Sacco [Signature] 6/26/04
 Printed Name Signature Date

Attachment 1 - CH Waste Processing Data Sheet

INFORMATION ONLY

PREREQUISITE ACTIONS		
1.0	Shipment No.: <u>RF040285</u> OCA Body Serial No.: <u>183</u>	WHE <u>FA</u>
2.0	Shipping documents validated, CH packages inspected and released for unloading.	WHE <u>FA</u>
8.0 [A]	Oxygen monitor serial number and due date verified.	WHE or <u>(N/A) FA</u>
8.0 [B]	Oxygen monitor daily calibration and sample pump operational check is complete.	WHE or <u>(N/A) FA</u>
2.1	Adequate WHO staff available.	WH <u>my</u>
2.2	WHB is configured for waste handling mode.	WH <u>my</u>
2.3.1	OCA lid serial number: <u>183</u>	WH <u>my</u>
2.3.2	OCA lid and body serial numbers match.	WH <u>my</u>
2.4.1	ICV lid serial number: <u>183</u>	WH <u>my</u>
2.4.2	ICV lid, OCA lid, and OCA body serial numbers match.	WH <u>my</u>
2.4.25	Activity on smears of OCA lid interior, ICV lid exterior, RAF assembly quick connect, and RAF is below acceptable limits.	RCT <u>JJ</u>
2.4.34	Activity on smears of ICV lid interior and top of payload is below acceptable limits.	RCT <u>JJ</u>
2.4.35	Oxygen concentration is > 20 percent in the worker breathing zone.	WHE or <u>N/A</u>
2.5.9	Activity on smears of guide tubes, SWB or TDOP connection devices, and SWB ratchet straps is below acceptable limits.	RCT <u>JJ</u>
2.5.14	Payload inspected for damage.	WH <u>my</u>
2.5.24	Payload container numbers <u>concur</u> /do not concur with WWIS activity.	WH <u>my</u>
2.5.25	Verified waste shipment container <u>does</u> contain PCBs (warning label applied), or container <u>does not</u> contain PCBs (NA).	WH or <u>N/A</u>
2.5.27	Activity on smears of bottom of payload and ICV interior is below acceptable limits.	RCT <u>JJ</u>
2.5.30	Activity on smears of upper and lower areas of payload assembly is below acceptable limits.	RCT <u>JJ</u>
2.5.32	Activity on smears of newly exposed area of payload is below acceptable limits.	RCT or <u>(N/A) JJ</u>
2.5.33	Completed Attachment 3. Waste stacked no more than two drums or boxes high on facility pallets.	WH or <u>N/A</u>
2.5.34	Activity on smears of newly exposed area of payload pallet/payload is below acceptable limits.	RCT or <u>(N/A) JJ</u>
2.5.40	Shipment arrival date entered into WWIS.	WHE <u>FA</u>
3.1	WHB and U/G are configured for waste handling mode.	WH <u>CB</u>
3.2	Payload assemblies inspected for damage (if stored > 1 shift).	WH or <u>(N/A) CB</u>
4.10	Completed Attachment 4. Waste stacked no more than three drums or boxes high in the disposal area.	WH <u>my</u>
4.12	Activity on smears of payload pallet is below acceptable limits.	RCT or <u>(N/A) JJ</u>
5.2	Completed columns have necessary backfill emplaced.	WH <u>my</u>

Attachment 1 - CH Waste Processing Data Sheet

Performers, enter printed name, signature, date, and initials:

Printed Name	Signature	Date	Initials
F. Acosta	<i>[Signature]</i>	12/23/04	FA
A. Alanzo	<i>[Signature]</i>	16-23-04	AA
J. Garza	<i>[Signature]</i>	06.23.04	JA
B. Schrock	<i>[Signature]</i>	16-23-04	BS
S. Jennings	<i>[Signature]</i>	12/23/04	SJ
J. Ules	<i>[Signature]</i>	16-23-04	JU
G. Waffor	<i>[Signature]</i>	6-23-04	GW

REMARKS: SURFACE OF LOWER SWB SMEARED WHEN INSERTING SLIPSHEET. ^{UPPER} *[Signature]* 06-23-04

REVIEW/VALIDATION: F. Acosta , *[Signature]* , 6-23-04
 WHE (Print Name) Signature Date

INFORMATION ONLY

Attachment 4 - Waste Emplacement Report Data Sheet

INFORMATION ONLY

OCA Body Serial Number: 183

Container Number	RFS03508	RFS01296
Row Number	141	141
Column (Left to Right)	1 2 3 4 5 (6)	1 2 3 4 5 (6)
Place in the Stack (Circle Location)	Top Middle Bottom	Top Middle Bottom
Disposal Room	1 2 3 (4) 5 6 7	1 2 3 (4) 5 6 7
Disposal Panel	1 (2) 3 4 5 6 7 8	1 (2) 3 4 5 6 7 8
Disposal Date	6/26/04	6/26/04

NOTE: Criticality Safety Administrative Control: Waste is stacked no greater than three drums or boxes high in the disposal area.

Remarks: _____

Performer: T Sasso [Signature] 6/26/04
Printed Name Signature Date

Reviewer: JS Neatherton [Signature] 6/26/04
Printed Name Signature Date

WHE Validation: T Sasso [Signature] 6/26/04
Printed Name Signature Date

Attachment 1 - CH Waste Processing Data Sheet

INFORMATION ONLY

PREREQUISITE ACTIONS		
1.0	Shipment No.: <u>RFO40286</u> OCA Body Serial No.: <u>126</u>	WHE <u>7A</u>
2.0	Shipping documents validated, CH packages inspected and released for unloading.	WHE <u>7A</u>
8.0 [A]	Oxygen monitor serial number and due date verified.	WHE or <u>N/A</u> <u>7A</u>
8.0 [B]	Oxygen monitor daily calibration and sample pump operational check is complete.	WHE or <u>N/A</u> <u>7A</u>
2.1	Adequate WHO staff available.	WH <u>[Signature]</u>
2.2	WHB is configured for waste handling mode.	WH <u>[Signature]</u>
2.3.1	OCA lid serial number: <u>126</u>	WH <u>[Signature]</u>
2.3.2	OCA lid and body serial numbers match.	WH <u>[Signature]</u>
2.4.1	ICV lid serial number: <u>126</u>	WH <u>[Signature]</u>
2.4.2	ICV lid, OCA lid, and OCA body serial numbers match.	WH <u>[Signature]</u>
2.4.25	Activity on smears of OCA lid interior, ICV lid exterior, RAF assembly quick connect, and RAF is below acceptable limits.	RCT <u>[Signature]</u>
2.4.34	Activity on smears of ICV lid interior and top of payload is below acceptable limits.	RCT <u>[Signature]</u>
2.4.35	Oxygen concentration is > 20 percent in the worker breathing zone.	WHE or <u>N/A</u> <u>[Signature]</u>
2.5.9	Activity on smears of guide tubes, SWB or TDOP connection devices, and SWB ratchet straps is below acceptable limits.	RCT <u>[Signature]</u>
2.5.14	Payload inspected for damage.	WH <u>[Signature]</u>
2.5.24	Payload container numbers <u>concur</u> /do not concur with WWIS activity.	WH <u>[Signature]</u>
2.5.25	Verified waste shipment container <u>does</u> contain PCBs (warning label applied), or container <u>does not</u> contain PCBs (NA).	WH or <u>N/A</u> <u>[Signature]</u>
2.5.27	Activity on smears of bottom of payload and ICV interior is below acceptable limits.	RCT <u>[Signature]</u>
2.5.30	Activity on smears of upper and lower areas of payload assembly is below acceptable limits.	RCT <u>[Signature]</u>
2.5.32	Activity on smears of newly exposed area of payload is below acceptable limits.	RCT or <u>N/A</u> <u>[Signature]</u>
2.5.33	Completed Attachment 3. Waste slacked no more than two drums or boxes high on facility pallets.	WH or <u>N/A</u> <u>[Signature]</u>
2.5.34	Activity on smears of newly exposed area of payload pallet/payload is below acceptable limits.	RCT or <u>N/A</u> <u>[Signature]</u>
2.5.40	Shipment arrival date entered into WWIS.	WHE <u>7A</u>
3.1	WHB and U/G are configured for waste handling mode.	WH <u>CB</u>
3.2	Payload assemblies inspected for damage (if stored > 1 shift).	WH or <u>N/A</u> <u>CB</u>
4.10	Completed Attachment 4. Waste stacked no more than three drums or boxes high in the disposal area.	WH <u>[Signature]</u>
4.12	Activity on smears of payload pallet is below acceptable limits.	RCT or <u>N/A</u> <u>[Signature]</u>
5.2	Completed columns have necessary backfill emplaced.	WH <u>[Signature]</u>

Attachment 1 - CH Waste Processing Data Sheet

Performers, enter printed name, signature, date, and initials:

Printed Name	Signature	Date	Initials
F. Sasso		16/29/04	FS
F. Acosta		16-29-04	FA
J. Jiron		16-29-04	JJ
D. Carreras		16-29-04	DC
G. Watton		16-29-04	GW
F. Beckman		16-29-04	FB

REMARKS: _____

REVIEW/VALIDATION: WHE (Print Name) Signature 16/29/04 Date

INFORMATION ONLY

Working Copy

Attachment 1 - CH Waste Processing Data Sheet

INFORMATION

PREREQUISITE ACTIONS		
1.0	Shipment No.: <u>RFO40270</u> OCA Body Serial No.: <u>152</u>	WHE <u>BSS</u>
2.0	Shipping documents validated, CH packages inspected and released for unloading.	WHE <u>BSS</u>
8.0 [A]	Oxygen monitor serial number and due date verified.	WHE <u>(N/A) BSS</u>
8.0 [B]	Oxygen monitor daily calibration and sample pump operational check is complete.	WHE <u>(N/A) BSS</u>
2.1	Adequate WHO staff available.	WH <u>MLP</u>
2.2	WHB is configured for waste handling mode.	WH <u>MLP</u>
2.3.1	OCA lid serial number: <u>152</u>	WH <u>MLP</u>
2.3.2	OCA lid and body serial numbers match.	WH <u>MLP</u>
2.4.1	ICV lid serial number: <u>152</u>	WH <u>MLP</u>
2.4.2	ICV lid, OCA lid, and OCA body serial numbers match.	WH <u>MLP</u>
2.4.25	Activity on smears of OCA lid interior, ICV lid exterior, RAF assembly quick connect, and RAF is below acceptable limits.	RCT <u>AM</u>
2.4.34	Activity on smears of ICV lid interior and top of payload is below acceptable limits.	RCT <u>AM</u>
2.4.35	Oxygen concentration is > 20 percent in the worker breathing zone.	WHE <u>(N/A) MLP</u>
2.5.9	Activity on smears of guide tubes, SWB or TDOP connection devices, and SWB ratchet straps is below acceptable limits.	RCT <u>AM</u>
2.5.14	Payload inspected for damage.	WH <u>MLP</u>
2.5.24	Payload container numbers <u>(concur)</u> do not concur with WMS activity.	WH <u>MLP</u>
2.5.25	Verified waste shipment container <u>(does)</u> contain PCBs (warning label applied), or container <u>(does not)</u> contain PCBs (NA).	WH <u>(N/A) MLP</u>
2.5.27	Activity on smears of bottom of payload and ICV interior is below acceptable limits.	RCT <u>AM</u>
2.5.30	Activity on smears of upper and lower areas of payload assembly is below acceptable limits.	RCT <u>AM</u>
2.5.32	Activity on smears of newly exposed area of payload is below acceptable limits.	RCT <u>(N/A) AM</u>
2.5.33	Completed Attachment 3. Waste stacked no more than two drums or boxes high on facility pallets.	WH <u>(N/A) MLP</u>
2.5.34	Activity on smears of newly exposed area of payload pallet/payload is below acceptable limits.	RCT <u>(N/A) AM</u>
2.5.40	Shipment arrival date entered into WMS.	WHE <u>Z</u>
3.1	WHB and UG are configured for waste handling mode.	WH <u>ZWF</u>
3.2	Payload assemblies inspected for damage (if stored > 1 shift).	WH <u>(N/A) ZWF</u>
4.10	Completed Attachment 4. Waste stacked no more than three drums or boxes high in the disposal area.	WH <u>Z</u>
4.12	Activity on smears of payload pallet is below acceptable limits.	RCT <u>(N/A) LS</u>
5.2	Completed columns have necessary backfill employed.	WH <u>Z</u>

Working Copy

WP 05-WH1011

Rev. 20

Page 25 of 30

Attachment 1 - CH Waste Processing Data Sheet

INFORMATION ONLY

PREREQUISITE ACTIONS		
1.0	Shipment No.: <u>RF040270</u> OCA Body Serial No.: <u>130</u>	WHE <u>BSS</u>
2.0	Shipping documents validated, CH packages inspected and released for unloading.	WHE <u>BSS</u>
8.0 [A]	Oxygen monitor serial number and due date verified.	WHE or N/A <u>BSS</u>
8.0 [B]	Oxygen monitor daily calibration and sample pump operational check is complete.	WHE or N/A <u>BSS</u>
2.1	Adequate WHD staff available.	WH <u>Ref</u>
2.2	WHB is configured for waste handling mode.	WH <u>Ref</u>
2.3.1	OCA lid serial number: <u>130</u>	WH <u>Ref</u>
2.3.2	OCA lid and body serial numbers match.	WH <u>Ref</u>
2.4.1	ICV lid serial number: <u>130</u>	WH <u>Ref</u>
2.4.2	ICV lid, OCA lid, and OCA body serial numbers match.	WH <u>Ref</u>
2.4.25	Activity on smears of OCA lid interior, ICV lid exterior, RAF assembly quick connect, and RAF is below acceptable limits.	RCT <u>Am</u>
2.4.24	Activity on smears of ICV lid interior and top of payload is below acceptable limits.	RCT <u>Am</u>
2.4.35	Oxygen concentration is > 20 percent in the worker breathing zone.	WHE or N/A <u>Ref</u>
2.5.9	Activity on smears of guide lubes, SWB or TDOP connection devices, and SWB ratchet straps is below acceptable limits.	RCT <u>Am</u>
2.5.14	Payload inspected for damage.	WH <u>Ref</u>
2.5.24	Payload container numbers <u>concur</u> do not concur with WWIS activity.	WH <u>Ref</u>
2.5.25	Verified waste shipment container <u>does</u> contain PCBs (warning label applied), or container <u>does not</u> contain PCBs (N/A).	WH or N/A <u>Ref</u>
2.5.27	Activity on smears of bottom of payload and ICV interior is below acceptable limits.	RCT <u>Am</u>
2.5.30	Activity on smears of upper and lower areas of payload assembly is below acceptable limits.	RCT <u>Am</u>
2.5.32	Activity on smears of newly exposed area of payload is below acceptable limits.	RCT or N/A <u>Ref</u>
2.5.33	Completed Attachment 3. Waste stacked no more than two drums or boxes high on facility pallets.	WH or N/A <u>Ref</u>
2.5.34	Activity on smears of newly exposed area of payload pallet/payload is below acceptable limits.	RCT or N/A <u>Ref</u>
2.5.40	Shipment arrival date entered into WWIS.	WHE <u>Ref</u>
3.1	WHB and UAG are configured for waste handling mode.	WH <u>Ref</u>
3.2	Payload assemblies inspected for damage (if stored > 1 shift).	WH or N/A <u>Ref</u>
4.10	Completed Attachment 4. Waste stacked no more than three drums or boxes high in the disposal area.	WH <u>Ref</u>
4.12	Activity on smears of payload pallet is below acceptable limits.	RCT or N/A <u>Ref</u>
5.2	Completed columns have necessary backfill emplaced.	WH <u>Ref</u>

King Copy

WP 05-WH1011

Rev. 20

Page 29 of 30

Attachment 4 - Waste Emplacement Report Data Sheet

INFORMATION ONLY

OCA Body Serial Number: 130

Container Number	RFD 96404	
Row Number	131	
Column (Left to Right)	(1) 2 3 4 5 6	1 2 3 4 5 6
Place in the Stack (Circle Location)	Top Middle Bottom	Top Middle Bottom
Disposal Room	1 2 3 (4) 5 6 7	1 2 3 4 5 6 7
Disposal Panel	1 (2) 3 4 5 6 7 8	1 2 3 4 5 6 7 8
Disposal Date	062204	

NOTE: Criticality Safety Administrative Control: Waste is stacked no greater than three drums or boxes high in the disposal area.

Remarks: N/A Due to Damage

Performer: Joseph Beallie [Signature] 062204
Printed Name Signature Date

Reviewer: J. Hollen [Signature] 062204
Printed Name Signature Date

WHE Validation: Joseph Beallie [Signature] 062204
Printed Name Signature Date

Attachment 4 - Waste Emplacement Report Data Sheet

OCA Body Serial Number: 126

INFORMATION ONLY

Container Number	RFS03768	RFS03816
Row Number	142	142
Column (Left to Right)	1 2 3 4 (5) 6	1 2 3 4 (5) 6
Place in the Stack (Circle Location)	Top Middle Bottom	Top Middle Bottom
Disposal Room	1 2 3 (4) 5 6 7	1 2 3 (4) 5 6 7
Disposal Panel	1 (2) 3 4 5 6 7 8	1 (2) 3 4 5 6 7 8
Disposal Date	6/26/04	6/26/04

NOTE: Criticality Safety Administrative Control: Waste is stacked no greater than three drums or boxes high in the disposal area.

Remarks: _____

Performer: P SASSO [Signature] 6/26/04
Printed Name Signature Date

Reviewer: DDAIGHT [Signature] 6-26-04
Printed Name Signature Date

WHE Validation: P SASSO [Signature] 6/26/04
Printed Name Signature Date

Attachment 1 - CH Waste Processing Data Sheet

INFORMATION ONLY

PREREQUISITE ACTIONS		
1.0	Shipment No.: <u>RF040286</u> OCA Body Serial No.: <u>136</u>	WHE <u>7A</u>
2.0	Shipping documents validated, CH packages inspected and released for unloading.	WHE <u>7A</u>
8.0 [A]	Oxygen monitor serial number and due date verified.	WHE or N/A <u>7A</u>
8.0 [B]	Oxygen monitor daily calibration and sample pump operational check is complete.	WHE or N/A <u>7A</u>
PERFORMANCE		
2.1	Adequate WHO staff available.	WH 7A
2.2	WHB is configured for waste handling mode.	WH 7A
2.3.1	OCA lid serial number: <u>#136</u>	WH 7A
2.3.2	OCA lid and body serial numbers match.	WH 7A
2.4.1	ICV lid serial number: <u>#136</u>	WH 7A
2.4.2	ICV lid, OCA lid, and OCA body serial numbers match.	WH 7A
2.4.25	Activity on smears of OCA lid interior, ICV lid exterior, RAF assembly quick connect, and RAF is below acceptable limits.	RCT <u>α</u>
2.4.34	Activity on smears of ICV lid interior and top of payload is below acceptable limits.	RCT <u>α</u>
2.4.35	Oxygen concentration is > 20 percent in the worker breathing zone.	WHE or N/A <u>7A</u>
2.5.9	Activity on smears of guide tubes, SWB or TDOP connection devices, and SWB ratchet straps is below acceptable limits.	RCT <u>α</u>
2.5.14	Payload inspected for damage.	WH 7A
2.5.24	Payload container numbers concur do not concur with WMS activity.	WH 7A
2.5.25	Verified waste shipment container does contain PCBs (warning label applied), or container does not contain PCBs (NA).	WH or N/A <u>7A</u>
2.5.27	Activity on smears of bottom of payload and ICV interior is below acceptable limits.	RCT <u>α</u>
2.5.30	Activity on smears of upper and lower areas of payload assembly is below acceptable limits.	RCT <u>α</u>
2.5.32	Activity on smears of newly exposed area of payload is below acceptable limits.	RCT or N/A <u>α</u>
2.5.33	Completed Attachment 3. Waste stacked no more than two drums or boxes high on facility pallets.	WH or N/A <u>7A</u>
2.5.34	Activity on smears of newly exposed area of payload pallet/payload is below acceptable limits.	RCT or N/A <u>α</u>
2.5.40	Shipment arrival date entered into WMS.	WHE <u>7A</u>
3.1	WHB and U/G are configured for waste handling mode.	WH <u>CB</u>
3.2	Payload assemblies inspected for damage (if stored > 1 shift).	WH or N/A <u>CB</u>
4.10	Completed Attachment 4. Waste stacked no more than three drums or boxes high in the disposal area.	WH <u>X</u>
4.12	Activity on smears of payload pallet is below acceptable limits.	RCT or N/A <u>α</u>
5.2	Completed columns have necessary backfill emplaced.	WH <u>X</u>

Attachment 1 - CH Waste Processing Data Sheet

Performers, enter printed name, signature, date, and initials:

Printed Name	Signature	Date	Initials
F. Sasso		16/29/04	X
F. Acosta		16-29-04	F4
R. W. Suzuki		16-29-04	RW
Doray Wilkerson		16-29-04	DW
F. Beckman		16-29-04	FB

REMARKS: _____

REVIEW/VALIDATION: - 16/29/04
WHE (Print Name) Signature Date

INFORMATION ONLY

Attachment 4 - Waste Emplacement Report Data Sheet

INFORMATION ONLY

OCA Body Serial Number: 13F

Container Number	RFS03774	RFS03952
Row Number	742	142
Column (Left to Right)	1 2 (3) 4 5 6	1 2 (3) 4 5 6
Place in the Stack (Circle Location)	Top <u>Middle</u> Bottom	Top Middle <u>Bottom</u>
Disposal Room	1 2 3 (4) 5 6 7	1 2 3 (4) 5 6 7
Disposal Panel	1 (2) 3 4 5 6 7 8	1 (2) 3 4 5 6 7 8
Disposal Date	6/26/04	6/26/04

NOTE: Criticality Safety Administrative Control: Waste is stacked no greater than three drums or boxes high in the disposal area.

Remarks: _____

Performer: PSASSO [Signature] 6/26/04
 Printed Name Signature Date

Reviewer: JS Neatherly [Signature] 6/26/04
 Printed Name Signature Date

WHE Validation: PSASSO [Signature] 6/26/04
 Printed Name Signature Date

Attachment 1 - CH Waste Processing Data Sheet

INFORMATION ONLY

STEP	DESCRIPTION	NOTE
PREREQUISITE ACTIONS		
1.0	Shipment No.: <u>RF040286</u> OCA Body Serial No.: <u>190</u>	WHE <u>7A</u>
2.0	Shipping documents validated, CH packages inspected and released for unloading.	WHE <u>7A</u>
8.0 [A]	Oxygen monitor serial number and due date verified.	WHE or <u>(N/A) 7A</u>
8.0 [B]	Oxygen monitor daily calibration and sample pump operational check is complete.	WHE or <u>(N/A) 7A</u>
PERFORMANCE		
2.1	Adequate WHO staff available.	WH <u>PA</u>
2.2	WHB is configured for waste handling mode.	WH <u>PA</u>
2.3.1	OCA lid serial number: <u>190</u>	WH <u>PA</u>
2.3.2	OCA lid and body serial numbers match.	WH <u>PA</u>
2.4.1	ICV lid serial number: <u>190</u>	WH <u>PA</u>
2.4.2	ICV lid, OCA lid, and OCA body serial numbers match.	WH <u>PA</u>
2.4.25	Activity on smears of OCA lid interior, ICV lid exterior, RAF assembly quick connect, and RAF is below acceptable limits.	RCT <u>PA</u>
2.4.34	Activity on smears of ICV lid interior and top of payload is below acceptable limits.	RCT <u>PA</u>
2.4.35	Oxygen concentration is > 20 percent in the worker breathing zone.	WHE or <u>(N/A) PA</u>
2.5.9	Activity on smears of guide tubes, SWB or TDOP connection devices, and SWB ratchet straps is below acceptable limits.	RCT <u>PA</u>
2.5.14	Payload inspected for damage.	WH <u>PA</u>
2.5.24	Payload container numbers cannot do not concur with WMS activity.	WH <u>PA</u>
2.5.25	Verified waste shipment container <u>does</u> contain PCBs (warning label applied), or container <u>does not</u> contain PCBs (NA).	WH or <u>(N/A) PA</u>
2.5.27	Activity on smears of bottom of payload and ICV interior is below acceptable limits.	RCT <u>PA</u>
2.5.30	Activity on smears of upper and lower areas of payload assembly is below acceptable limits.	RCT <u>PA</u>
2.5.32	Activity on smears of newly exposed area of payload is below acceptable limits.	RCT or <u>(N/A) PA</u>
2.5.33	Completed Attachment 3. Waste stacked no more than two drums or boxes high on facility pallets.	WH or <u>(N/A) PA</u>
2.5.34	Activity on smears of newly exposed area of payload pallet/payload is below acceptable limits.	RCT or <u>(N/A) PA</u>
2.5.40	Shipment arrival date entered into WMS.	WHE <u>7A</u>
3.1	WHB and UAG are configured for waste handling mode.	WH <u>7A</u>
3.2	Payload assemblies inspected for damage (if stored > 1 shift).	WH or <u>(N/A) 7A</u>
4.10	Completed Attachment 4. Waste stacked no more than three drums or boxes high in the disposal area.	WH <u>PA</u>
4.12	Activity on smears of payload pallet is below acceptable limits.	RCT or <u>(N/A) PA</u>
5.2	Completed columns have necessary backfill emplaced.	WH <u>PA</u>

Attachment 1 - CH Waste Processing Data Sheet

Performers, enter printed name, signature, date, and initials:

Printed Name	Signature	Date	Initials
P. SASSO		6/29/04	PS
F. Acosta		6-29-04	FA
D. DAUGHTY		6-29-04	DD
SLACY		6-29-04	S
F. Beckman		6-29-04	FB
C. W. How		6-29-04	CH

REMARKS:

REVIEW/VALIDATION: 6/29/04
WHE (Print Name) Signature Date

INFORMATION ONLY

Attachment 1 - CH Waste Processing Data Sheet

INFORMATION ONLY

PREREQUISITE ACTIONS		INITIALS
1.0	Shipment No.: <u>58040134</u> OCA Body Serial No.: <u>207</u>	WHE <i>JH</i>
2.0	Shipping documents validated, CH packages inspected and released for unloading.	WHE <i>JH</i>
8.0 [A]	Oxygen monitor serial number and due date verified.	WHE or N/A <i>JH</i>
8.0 [B]	Oxygen monitor daily calibration and sample pump operational check is complete.	WHE or N/A <i>JH</i>
PERFORMANCE		
2.1	Adequate WHO staff available.	WH <i>JH</i>
2.2	WHB is configured for waste handling mode.	WH <i>JH</i>
2.3.1	OCA lid serial number: <u>207</u>	WH <i>JH</i>
2.3.2	OCA lid and body serial numbers match.	WH <i>JH</i>
2.4.1	ICV lid serial number: <u>2071</u>	WH <i>JH</i>
2.4.2	ICV lid, OCA lid, and OCA body serial numbers match.	WH <i>JH</i>
2.4.25	Activity on smears of OCA lid interior, ICV lid exterior, RAF assembly quick connect, and RAF is below acceptable limits.	RCT <i>oz</i>
2.4.34	Activity on smears of ICV lid interior and top of payload is below acceptable limits.	RCT <i>oz</i>
2.4.35	Oxygen concentration is > 20 percent in the worker breathing zone.	WHE or N/A <i>oz</i>
2.5.9	Activity on smears of guide tubes, SWB or TDOP connection devices, and SWB ratchet straps is below acceptable limits.	RCT <i>oz</i>
2.5.14	Payload inspected for damage.	WH <i>JH</i>
2.5.24	Payload container numbers <u>concur</u> do not concur with WMS activity.	WH <i>JH</i>
2.5.25	Verified waste shipment container <u>does</u> contain PCBs (warning label applied), or container <u>does not</u> contain PCBs (NA).	WH or N/A <i>JH</i>
2.5.27	Activity on smears of bottom of payload and ICV interior is below acceptable limits.	RCT <i>oz</i>
2.5.30	Activity on smears of upper and lower areas of payload assembly is below acceptable limits.	RCT <i>oz</i>
2.5.32	Activity on smears of newly exposed area of payload is below acceptable limits.	RCT or N/A <i>oz</i>
2.5.33	Completed Attachment 3. Waste stacked no more than two drums or boxes high on facility pallets.	WH or N/A <i>JH</i>
2.5.34	Activity on smears of newly exposed area of payload pallet/payload is below acceptable limits.	RCT or N/A <i>oz</i>
2.5.40	Shipment arrival date entered into WMS.	WHE <i>JH</i>
3.1	WHB and U/G are configured for waste handling mode.	WH <i>JH</i>
3.2	Payload assemblies inspected for damage (if stored > 1 shift).	WH or N/A <i>JH</i>
4.10	Completed Attachment 4. Waste stacked no more than three drums or boxes high in the disposal area.	WH <i>BSS</i>
4.12	Activity on smears of payload pallet is below acceptable limits.	RCT or N/A <i>oz</i>
5.2	Completed columns have necessary backfill emplaced.	WH <i>BSS</i>

Attachment 1 - CH Waste Processing Data Sheet

Performers, enter printed name, signature, date, and initials:

F. Acosta	<i>F. Acosta</i>	6-26-04	FA
K. Miller	<i>K. Miller</i>	6-26-04	KM
M. Ingram	<i>M. Ingram</i>	6-26-04	MI
G. Walter	<i>G. Walter</i>	6-26-04	GW
F. Beckner	<i>F. Beckner</i>	6-26-04	FB
P. Sasso	<i>P. Sasso</i>	6-26-04	PS

REMARKS:

REVIEW/VALIDATION: F. Acosta , *F. Acosta* , 6-26-04
WHE (Print Name) Signature Date

INFORMATION ONLY

Attachment 1 - CH Waste Processing Data Sheet INFORMATION ONLY

PREREQUISITE ACTIONS		STATUS
1.0	Shipment No.: <u>SR040134</u> OCA Body Serial No.: <u>201</u>	WHE <u>Z</u>
2.0	Shipping documents validated, CH packages inspected and released for unloading.	WHE <u>Z</u>
8.0 [A]	Oxygen monitor serial number and due date verified.	WHE or <u>N/A</u> <u>Z</u>
8.0 [B]	Oxygen monitor daily calibration and sample pump operational check is complete.	WHE or <u>N/A</u> <u>Z</u>
2.1	Adequate WHO staff available.	WH <u>A.A.</u>
2.2	WHB is configured for waste handling mode.	WH <u>A.A.</u>
2.3.1	OCA lid serial number: <u>201</u>	WH <u>A.A.</u>
2.3.2	OCA lid and body serial numbers match.	WH <u>A.A.</u>
2.4.1	ICV lid serial number: <u>201</u>	WH <u>AA</u>
2.4.2	ICV lid, OCA lid, and OCA body serial numbers match.	WH <u>AA</u>
2.4.25	Activity on smears of OCA lid interior, ICV lid exterior, RAF assembly quick connect, and RAF is below acceptable limits.	RCT <u>ALL</u>
2.4.34	Activity on smears of ICV lid interior and top of payload is below acceptable limits.	RCT <u>ALL</u>
2.4.35	Oxygen concentration is > 20 percent in the worker breathing zone.	WHE or <u>N/A</u> <u>AA</u>
2.5.9	Activity on smears of guide tubes, SWB or TDOP connection devices, and SWB ratchet straps is below acceptable limits.	RCT <u>ALL</u>
2.5.14	Payload inspected for damage.	WH <u>AA</u>
2.5.24	Payload container numbers <u>concur</u> do not concur with WMS activity.	WH <u>AA</u>
2.5.25	Verified waste shipment container <u>does</u> contain PCBs (warning label applied), or container <u>does not</u> contain PCBs (NA).	WH or <u>N/A</u> <u>AA</u>
2.5.27	Activity on smears of bottom of payload and ICV interior is below acceptable limits.	RCT <u>ALL</u>
2.5.30	Activity on smears of upper and lower areas of payload assembly is below acceptable limits.	RCT <u>ALL</u>
2.5.32	Activity on smears of newly exposed area of payload is below acceptable limits.	RCT or <u>N/A</u> <u>ALL</u>
2.5.33	Completed Attachment 3. Waste stacked no more than two drums or boxes high on facility pallets.	WH or <u>N/A</u> <u>AA</u>
2.5.34	Activity on smears of newly exposed area of payload pallet/payload is below acceptable limits.	<u>RCT</u> or <u>N/A</u> <u>AA</u>
2.5.40	Shipment arrival date entered into WMS.	WHE <u>Z</u>
3.1	WHB and U/G are configured for waste handling mode.	WH <u>Z</u>
3.2	Payload assemblies inspected for damage (if stored > 1 shift).	WH or <u>N/A</u> <u>Z</u>
4.10	Completed Attachment 4. Waste stacked no more than three drums or boxes high in the disposal area.	WH <u>BSS</u>
4.12	Activity on smears of payload pallet is below acceptable limits.	RCT or <u>N/A</u> <u>S</u>
5.2	Completed columns have necessary backfill emplaced.	WH <u>BSS</u>

AA ALL ALL ALL

Attachment 1 - CH Waste Processing Data Sheet

Performers, enter printed name, signature, date, and initials:

Printed Name	Signature	Date	Initials
f. Acosta	<i>f. Acosta</i>	6-24-04	FA
Kyle Dacra	<i>Kyle Dacra</i>	6-26-04	KD
Jacob Jiron	<i>Jacob Jiron</i>	6-26-04	JJ
G. Watta	<i>G. Watta</i>	6-26-04	GW
F. Beckman	<i>F. Beckman</i>	6-26-04	FB
P. Saso	<i>P. Saso</i>	6/26/04	PS

REMARKS:

REVIEW/VALIDATION: f. Acosta, *f. Acosta*, 6-26-04
 WHE (Print Name) Signature Date

INFORMATION ONLY

Attachment 4 - Waste Emplacement Report Data Sheet

INFORMATION ONLY

OCA Body Serial Number: 201

Container Number	SRTP000975															
Row Number	138															
Column (Left to Right)	1	2	3	4	5	6	1	2	3	4	5	6				
Place in the Stack (Circle Location)	Top Middle Bottom						Top Middle Bottom									
Disposal Room	1	2	3	4	5	6	7	1	2	3	4	5	6	7		
Disposal Panel	1	2	3	4	5	6	7	8	1	2	3	4	5	6	7	8
Disposal Date	6-25-04															

NOTE: Criticality Safety Administrative Control: Waste is stacked no greater than three drums or boxes high in the disposal area.

Remarks: _____

Performer: BSSchrock BSSchrock 16-25-04
 Printed Name Signature Date

Reviewer: R. Garner [Signature] 1-6-25-04
 Printed Name Signature Date

WHE Validation: BSSchrock BSSchrock 16-25-04
 Printed Name Signature Date

Attachment 1 - CH Waste Processing Data Sheet INFORMATION ONLY

PREREQUISITE ACTIONS		
1.0	Shipment No.: <u>SR040134</u> OCA Body Serial No.: <u>180</u>	WHE <u>Z</u>
2.0	Shipping documents validated, CH packages inspected and released for unloading.	WHE <u>Z</u>
8.0 [A]	Oxygen monitor serial number and due date verified.	WHE or N/A <u>Z</u>
8.0 [B]	Oxygen monitor daily calibration and sample pump operational check is complete.	WHE or N/A <u>Z</u>
PERSONNEL		
2.1	Adequate WHO staff available.	WH <u>Z</u>
2.2	WHB is configured for waste handling mode.	WH <u>Z</u>
2.3.1	OCA lid serial number: <u>180</u>	WH <u>Z</u>
2.3.2	OCA lid and body serial numbers match.	WH <u>Z</u>
2.4.1	ICV lid serial number: <u>180</u>	WH <u>Z</u>
2.4.2	ICV lid, OCA lid, and OCA body serial numbers match.	WH <u>Z</u>
2.4.25	Activity on smears of OCA lid interior, ICV lid exterior, RAF assembly quick connect, and RAF is below acceptable limits.	RCT <u>KB</u>
2.4.34	Activity on smears of ICV lid interior and top of payload is below acceptable limits.	RCT <u>KB</u>
2.4.35	Oxygen concentration is > 20 percent in the worker breathing zone.	WHE or N/A <u>Z</u>
2.5.9	Activity on smears of guide tubes, SWB or TDOP connection devices, and SWB ratchet straps is below acceptable limits.	RCT <u>KB</u>
2.5.14	Payload inspected for damage.	WH <u>Z</u>
2.5.24	Payload container numbers <u>concur</u> do not concur with WWIS activity.	WH <u>Z</u>
2.5.25	Verified waste shipment container <u>does</u> contain PCBs (warning label applied), or container <u>does not</u> contain PCBs (NA).	WH or UG <u>Z</u>
2.5.27	Activity on smears of bottom of payload and ICV interior is below acceptable limits.	RCT <u>KB</u>
2.5.30	Activity on smears of upper and lower areas of payload assembly is below acceptable limits.	RCT <u>KB</u>
2.5.32	Activity on smears of newly exposed area of payload is below acceptable limits.	RCT or N/A <u>KB</u>
2.5.33	Completed Attachment 3. Waste stacked no more than two drums or boxes high on facility pallets.	WH or N/A <u>Z</u>
2.5.34	Activity on smears of newly exposed area of payload pallet/payload is below acceptable limits.	RCT or N/A <u>KB</u>
2.5.40	Shipment arrival date entered into WWIS.	WHE <u>Z</u> 005-2601
3.1	WHB and UG are configured for waste handling mode.	WH <u>Z</u> 005-2601
3.2	Payload assemblies inspected for damage (if stored > 1 shift).	WH <u>Z</u> 005-2601
4.10	Completed Attachment 4. Waste stacked no more than three drums or boxes high in the disposal area.	WH <u>Z</u>
4.12	Activity on smears of payload pallet is below acceptable limits.	RCT or N/A <u>KB</u>
5.2	Completed columns have necessary backfill emplaced.	WH <u>Z</u>

Attachment 1 - CH Waste Processing Data Sheet

Performers, enter printed name, signature, date, and initials:

Printed Name	Signature	Date	Initials
F. Acosta	<i>[Signature]</i>	6-26-04	FA
R Groves	<i>[Signature]</i>	6-26-04	RG
J. Holler	<i>[Signature]</i>	6-26-04	JH
P Sessa	<i>[Signature]</i>	6/26/04	PS
Juan Williams	<i>[Signature]</i>	6-26-04	JW

REMARKS:

REVIEW/VALIDATION: *[Signature]* 6/26/04

WHE (Print Name) Signature Date

INFORMATION ONLY

Attachment 1 - CH Waste Processing Data Sheet

INFORMATION ONLY

PREREQUISITE ACTIONS		
1.0	Shipment No. <u>SR040135</u> OCA Body Serial No.: <u>160</u>	WHE <u>FA</u>
2.0	Shipping documents validated, CH packages inspected and released for unloading.	WHE <u>FA</u>
8.0 [A]	Oxygen monitor serial number and due date verified.	WHE or <u>N/A</u> <u>FA</u>
8.0 [B]	Oxygen monitor daily calibration and sample pump operational check is complete.	WHE or <u>N/A</u> <u>FA</u>
PERFORMANCE		
2.1	Adequate WHO staff available.	WH <u>PS</u>
2.2	WHB is configured for waste handling mode.	WH <u>PS</u>
2.3.1	OCA lid serial number: <u>160</u>	WH <u>PS</u>
2.3.2	OCA lid and body serial numbers match.	WH <u>PS</u>
2.4.1	ICV lid serial number: <u>160</u>	WH <u>PS</u>
2.4.2	ICV lid, OCA lid, and OCA body serial numbers match.	WH <u>PS</u>
2.4.25	Activity on smears of OCA lid interior, ICV lid exterior, RAF assembly quick connect, and RAF is below acceptable limits.	RCT <u>PS</u>
2.4.34	Activity on smears of ICV lid interior and top of payload is below acceptable limits.	RCT <u>PS</u>
2.4.35	Oxygen concentration is > 20 percent in the worker breathing zone.	WHE or <u>N/A</u> <u>PS</u>
2.5.9	Activity on smears of guide tubes, SWB or TDOP connection devices, and SWB ratchet straps is below acceptable limits.	RCT <u>PS</u>
2.5.14	Payload inspected for damage.	WH <u>PS</u>
2.5.24	Payload container numbers <u>concur</u> /do not concur with WWIS activity.	WH <u>PS</u>
2.5.25	Verified waste shipment container <u>does</u> contain PCBs (warning label applied), or container <u>does not</u> contain PCBs (NA).	WH or <u>N/A</u> <u>PS</u>
2.5.27	Activity on smears of bottom of payload and ICV interior is below acceptable limits.	RCT <u>PS</u>
2.5.30	Activity on smears of upper and lower areas of payload assembly is below acceptable limits.	RCT <u>PS</u>
2.5.32	Activity on smears of newly exposed area of payload is below acceptable limits.	RCT or <u>N/A</u> <u>PS</u>
2.5.33	Completed Attachment 3. Waste stacked no more than two drums or boxes high on facility pallets.	WH or <u>N/A</u> <u>PS</u>
2.5.34	Activity on smears of newly exposed area of payload pallet/payload is below acceptable limits.	RCT or <u>N/A</u> <u>PS</u>
2.5.40	Shipment arrival date entered into WWIS.	WHE <u>FA</u>
3.1	WHB and U/G are configured for waste handling mode.	WH <u>FA</u>
3.2	Payload assemblies inspected for damage (if stored > 1 shift).	WH or <u>N/A</u> <u>FA</u>
4.10	Completed Attachment 4. Waste stacked no more than three drums or boxes high in the disposal area.	WH <u>PS</u>
4.12	Activity on smears of payload pallet is below acceptable limits.	RCT or <u>N/A</u> <u>PS</u>
5.2	Completed columns have necessary backfill emplaced.	WH <u>PS</u>

Attachment 1 - CH Waste Processing Data Sheet

Performers, enter printed name, signature, date, and initials:

Printed Name	Signature	Date	Initials
M. BRYANT	<i>M. Bryant</i>	06-25-04	MB
M. Ingram	<i>M. Ingram</i>	06-25-04	MI
K. Biderstaff	<i>K. Biderstaff</i>	6-25-04	KB
T. LORD	<i>Todd Lord</i>	6-25-04	TL
P. Bauden	<i>P. Bauden</i>	6-26-04	PB
F. Beckman	<i>F. Beckman</i>	6-26-04	FB
D. Scafe	<i>D. Scafe</i>	6-26-04	DS
REMARKS: F. Acosta	<i>F. Acosta</i>	6-26-04	FA

REVIEW/VALIDATION: *[Signature]* , *[Signature]* , 6/27/04
 (WHE (Print Name) Signature Date)

INFORMATION ONLY

Attachment 4 - Waste Emplacement Report Data Sheet

INFORMATION ONLY

OCA Body Serial Number: 160

Container Number	SRT200977	
Row Number	140	
Column (Left to Right)	① 2 3 4 5 6	1 2 3 4 5 6
Place in the Stack (Circle Location)	Top Middle T.D.P. ② Bottom	Top Middle Bottom
Disposal Room	1 2 3 ④ 5 6 7	1 2 3 4 5 6 7
Disposal Panel	1 ② 3 4 5 6 7 8	1 2 3 4 5 6 7 8
Disposal Date	6/26/09	6/26/09

NOTE: Criticality Safety Administrative Control: Waste is stacked no greater than three drums or boxes high in the disposal area.

Remarks: N/A due to T.D.P.

Performer: P SASSO [Signature] 6/26/09
 Printed Name Signature Date

Reviewer: J Neatherlin [Signature] 6/26/09
 Printed Name Signature Date

WHE Validation: P SASSO [Signature] 6/26/09
 Printed Name Signature Date

Attachment 1 - CH Waste Processing Data Sheet

INFORMATION ONLY

PREREQUISITE ACTIONS		
1.0	Shipment No. <u>SR040135</u> OCA Body Serial No.: <u>163</u>	WHE <u>FA</u>
2.0	Shipping documents validated, CH packages inspected and released for unloading.	WHE <u>FA</u>
8.0 [A]	Oxygen monitor serial number and due date verified.	WHE or <u>N/A</u> <u>FA</u>
8.0 [B]	Oxygen monitor daily calibration and sample pump operational check is complete.	WHE or <u>N/A</u> <u>FA</u>
GENERAL USE		
2.1	Adequate WHO staff available.	WH <u>KD</u>
2.2	WHB is configured for waste handling mode.	WH <u>KD</u>
2.3.1	OCA lid serial number: <u>163</u>	WH <u>KD</u>
2.3.2	OCA lid and body serial numbers match.	WH <u>KD</u>
2.4.1	ICV lid serial number: <u>163</u>	WH <u>KD</u>
2.4.2	ICV lid, OCA lid, and OCA body serial numbers match.	WH <u>KD</u>
2.4.25	Activity on smears of OCA lid interior, ICV lid exterior, RAF assembly quick connect, and RAF is below acceptable limits.	RCT <u>JJ</u>
2.4.34	Activity on smears of ICV lid interior and top of payload is below acceptable limits.	RCT <u>JJ</u>
2.4.35	Oxygen concentration is > 20 percent in the worker breathing zone.	WHE or <u>N/A</u> <u>KD</u>
2.5.9	Activity on smears of guide tubes, SWB or TDOP connection devices, and SWB ratchet straps is below acceptable limits.	RCT <u>JJ</u>
2.5.14	Payload inspected for damage.	WH <u>KD</u>
2.5.24	Payload container numbers <u>concur</u> /do not concur with WWIS activity.	WH <u>KD</u>
2.5.25	Verified waste shipment container <u>does</u> contain PCBs (warning label applied), or container <u>does not</u> contain PCBs (NA).	WH or <u>N/A</u> <u>KD</u>
2.5.27	Activity on smears of bottom of payload and ICV interior is below acceptable limits.	RCT <u>JJ</u>
2.5.30	Activity on smears of upper and lower areas of payload assembly is below acceptable limits.	RCT <u>JJ</u>
2.5.32	Activity on smears of newly exposed area of payload is below acceptable limits.	RCT or <u>N/A</u> <u>JJ</u>
2.5.33	Completed Attachment 3. Waste stacked no more than two drums or boxes high on facility pallets.	WH or <u>N/A</u> <u>KD</u>
2.5.34	Activity on smears of newly exposed area of payload pallet/payload is below acceptable limits.	RCT or <u>N/A</u> <u>JJ</u>
2.5.40	Shipment arrival date entered into WWIS.	WHE <u>FA</u>
3.1	WHB and U/G are configured for waste handling mode.	WH <u>FA</u>
3.2	Payload assemblies inspected for damage (if stored > 1 shift).	WH or <u>N/A</u> <u>FA</u>
4.10	Completed Attachment 4. Waste stacked no more than three drums or boxes high in the disposal area.	WH <u>X</u>
4.12	Activity on smears of payload pallet is below acceptable limits.	RCT or <u>N/A</u> <u>FA</u>
5.2	Completed columns have necessary backfill emplaced.	WH <u>X</u>

Attachment 1 - CH Waste Processing Data Sheet

Performers, enter printed name, signature, date, and initials:

Printed Name	Signature	Date	Initials
M. BRYANT	<i>M. Bryant</i>	10-25-04	MB
A. DIANZO	<i>A. Dianzo</i>	10-25-04	AD
A. Cooper	<i>A. Cooper</i>	10-25-04	AC
BSSchrock	<i>BSSchrock</i>	10-25-04	BSS
C. Juarez	<i>C. Juarez</i>	10-25-04	CJ

REMARKS: _____

REVIEW/VALIDATION: *BSSchrock* *BSSchrock* , 10-25-04

WHE (Print Name) Signature Date

INFORMATION ONLY

Attachment 4 - Waste Emplacement Report Data Sheet

INFORMATION ONLY

OCA Body Serial Number: 163

Container Number	S RTP00978															
Row Number	141															
Column (Left to Right)	1	2	3	4	5	6	1	2	3	4	5	6				
Place in the Stack (Circle Location)	Top Middle TDOP Bottom						Top Middle Bottom									
Disposal Room	1	2	3	4	5	6	7	1	2	3	4	5	6	7		
Disposal Panel	1	2	3	4	5	6	7	8	1	2	3	4	5	6	7	8
Disposal Date	6/26/04															

NOTE: Criticality Safety Administrative Control: Waste is stacked no greater than three drums or boxes high in the disposal area.

Remarks: N/A due to TDOP

Performer: F SASSO [Signature] 6/26/04
 Printed Name Signature Date

Reviewer: DDAUGHTY [Signature] 16-24-04
 Printed Name Signature Date

WHE Validation: F SASSO [Signature] 6/26/04
 Printed Name Signature Date

Attachment 1 - CH Waste Processing Data Sheet

INFORMATION ONLY

PREREQUISITE ACTIONS		
1.0	Shipment No. <u>SR040135</u> OCA Body Serial No.: <u>168</u>	WHE <u>7A</u>
2.0	Shipping documents validated, CH packages inspected and released for unloading.	WHE <u>7A</u>
8.0 [A]	Oxygen monitor serial number and due date verified.	WHE or <u>N/A</u> <u>7A</u>
8.0 [B]	Oxygen monitor daily calibration and sample pump operational check is complete.	WHE or <u>N/A</u> <u>7A</u>
PERFORMANCE		
2.1	Adequate WHO staff available.	WH <u>18</u>
2.2	WHB is configured for waste handling mode.	WH <u>18</u>
2.3.1	OCA lid serial number: <u>168</u>	WH <u>18</u>
2.3.2	OCA lid and body serial numbers match.	WH <u>18</u>
2.4.1	ICV lid serial number: <u>168</u>	WH <u>18</u>
2.4.2	ICV lid, OCA lid, and OCA body serial numbers match.	WH <u>18</u>
2.4.25	Activity on smears of OCA lid interior, ICV lid exterior, RAF assembly quick connect, and RAF is below acceptable limits.	RCT <u>18</u>
2.4.34	Activity on smears of ICV lid interior and top of payload is below acceptable limits.	RCT <u>18</u>
2.4.35	Oxygen concentration is > 20 percent in the worker breathing zone.	WHE or <u>N/A</u> <u>18</u>
2.5.9	Activity on smears of guide tubes, SWB or TDOP connection devices, and SWB ratchet straps is below acceptable limits.	RCT <u>18</u>
2.5.14	Payload inspected for damage.	WH <u>18</u>
2.5.24	Payload container numbers <u>concur</u> do not concur with WWIS activity.	WH <u>18</u>
2.5.25	Verified waste shipment container <u>does</u> contain PCBs (warning label applied), or container <u>does not</u> contain PCBs (NA).	WH or <u>N/A</u> <u>18</u>
2.5.27	Activity on smears of bottom of payload and ICV interior is below acceptable limits.	RCT <u>18</u>
2.5.30	Activity on smears of upper and lower areas of payload assembly is below acceptable limits.	RCT <u>18</u>
2.5.32	Activity on smears of newly exposed area of payload is below acceptable limits.	RCT or <u>N/A</u> <u>18</u>
2.5.33	Completed Attachment 3. Waste stacked no more than two drums or boxes high on facility pallets.	WH or <u>N/A</u> <u>18</u>
2.5.34	Activity on smears of newly exposed area of payload pallet/payload is below acceptable limits.	RCT or <u>N/A</u> <u>18</u>
2.5.40	Shipment arrival date entered into WWIS.	WHE <u>7A</u>
3.1	WHB and UAG are configured for waste handling mode.	WH <u>18</u>
3.2	Payload assemblies inspected for damage (if stored > 1 shift).	WH <u>N/A</u> <u>18</u>
4.10	Completed Attachment 4. Waste stacked no more than three drums or boxes high in the disposal area.	WH <u>18</u>
4.12	Activity on smears of payload pallet is below acceptable limits.	RCT or <u>N/A</u> <u>18</u>
5.2	Completed columns have necessary backfill emplaced.	WH <u>18</u>

Attachment 1 - CH Waste Processing Data Sheet

Performers, enter printed name, signature, date, and initials:

Printed Name	Signature	Date	Initials
M. BRYANT	<i>M. Bryant</i>	10-25-04	MB
A RODRIGUEZ	<i>A Rodriguez</i>	10-25-04	AR
W. Telly	<i>W. Telly</i>	10-25-04	WT
BSSchrock	<i>BSSchrock</i>	10-25-04	BSS
C. Juarez	<i>C. Juarez</i>	10-25-04	CJ

REMARKS: _____

REVIEW/VALIDATION: *BSSchrock*, *BSSchrock*, 10-25-04
 WHE (Print Name) Signature Date

INFORMATION ONLY

Attachment 4 - Waste Emplacement Report Data Sheet

INFORMATION ONLY

OCA Body Serial Number: 168

Container Number	SRTPO0979															
Row Number	1211															
Column (Left to Right)	1	2	3	(4)	5	6	1	2	3	4	5	6				
Place in the Stack (Circle Location)	Top Middle T DOP Bottom						Top Middle A Bottom									
Disposal Room	1	2	3	(4)	5	6	7	1	2	3	4	5	6	7		
Disposal Panel	1	(2)	3	4	5	6	7	8	1	2	3	4	5	6	7	8
Disposal Date	6/26/14															

NOTE: Criticality Safety Administrative Control: Waste is stacked no greater than three drums or boxes high in the disposal area.

Remarks: N/A due to T DOP

Performer: P Sasso [Signature] 16/26/14
 Printed Name Signature Date

Reviewer: D Doughty [Signature] 16-26-14
 Printed Name Signature Date

WHE Validation: P Sasso [Signature] 16/26/14
 Printed Name Signature Date

Attachment 1 - CH Waste Processing Data Sheet

INFORMATION ONLY

PREREQUISITE ACTIONS		
1.0	Shipment No.: <u>RF040288</u> OCA Body Serial No.: <u>175</u>	WHE <u>FA</u>
2.0	Shipping documents validated, CH packages inspected and released for unloading.	WHE <u>FA</u>
8.0 [A]	Oxygen monitor serial number and due date verified.	WHE or <u>N/A</u> <u>FA</u>
8.0 [B]	Oxygen monitor daily calibration and sample pump operational check is complete.	WHE or <u>N/A</u> <u>FA</u>
2.1	Adequate WHO staff available.	WH <u>AKL</u>
2.2	WHB is configured for waste handling mode.	WH <u>AKL</u>
2.3.1	OCA lid serial number: <u>175</u>	WH <u>AKL</u>
2.3.2	OCA lid and body serial numbers match.	WH <u>AKL</u>
2.4.1	ICV lid serial number: <u>175</u>	WH <u>AKL</u>
2.4.2	ICV lid, OCA lid, and OCA body serial numbers match.	WH <u>AKL</u>
2.4.25	Activity on smears of OCA lid interior, ICV lid exterior, RAF assembly quick connect, and RAF is below acceptable limits.	RCT <u>L</u>
2.4.34	Activity on smears of ICV lid interior and top of payload is below acceptable limits.	RCT <u>L</u>
2.4.35	Oxygen concentration is > 20 percent in the worker breathing zone.	WHE or <u>N/A</u> <u>AKL</u>
2.5.9	Activity on smears of guide tubes, SWB or TDOP connection devices, and SWB ratchet straps is below acceptable limits.	RCT <u>L</u>
2.5.14	Payload inspected for damage.	WH <u>AKL</u>
2.5.24	Payload container numbers <u>do not</u> concur with WWIS activity.	WH <u>AKL</u>
2.5.25	Verified waste shipment container <u>does</u> contain PCBs (warning label applied), or container <u>does not</u> contain PCBs (NA).	WH or <u>N/A</u> <u>AKL</u>
2.5.27	Activity on smears of bottom of payload and ICV interior is below acceptable limits.	RCT <u>L</u>
2.5.30	Activity on smears of upper and lower areas of payload assembly is below acceptable limits.	RCT <u>L</u>
2.5.32	Activity on smears of newly exposed area of payload is below acceptable limits.	RCT or <u>N/A</u> <u>L</u>
2.5.33	Completed Attachment 3. Waste stacked no more than two drums or boxes high on facility pallets.	WH or <u>N/A</u> <u>AKL</u>
2.5.34	Activity on smears of newly exposed area of payload pallet/payload is below acceptable limits.	RCT or <u>N/A</u> <u>L</u>
2.5.40	Shipment arrival date entered into WWIS.	WHE <u>FA</u>
3.1	WHB and UG are configured for waste handling mode.	WH <u>FA</u>
3.2	Payload assemblies inspected for damage (if stored > 1 shift).	WH or <u>N/A</u> <u>FA</u>
4.10	Completed Attachment 4. Waste stacked no more than three drums or boxes high in the disposal area.	WH <u>AKL</u>
4.12	Activity on smears of payload pallet is below acceptable limits.	RCT or <u>N/A</u> <u>AKL</u>
5.2	Completed columns have necessary backfill emplaced.	WH <u>AKL</u>

Attachment 1 - CH Waste Processing Data Sheet

Performers, enter printed name, signature, date, and initials:

Printed Name	Signature	Date	Initials
F. Acosta	<i>F. Acosta</i>	6-26-09	FA
J. Holten	<i>J. Holten</i>	6-26-09	JH
R Groves	<i>R Groves</i>	6-26-09	RG
F Beckner	<i>F Beckner</i>	6-26-09	FB
P Sasso	<i>P Sasso</i>	6/26/09	PS

REMARKS: Swipes were taken between Sump's
on newly exposed Area. PG

REVIEW/VALIDATION: P Sasso | *P Sasso* | 6/26/09
 WHE (Print Name) Signature Date

INFORMATION ONLY

Attachment 4 - Waste Emplacement Report Data Sheet

OCA Body Serial Number: 175

INFORMATION ONLY

Container Number	RFD C5796	RFD 96412
Row Number	143	143
Column (Left to Right)	1 2 3 (4) 5 6	1 2 3 4 5 (6)
Place in the Stack (Circle Location)	Top Middle Bottom	Top Middle Bottom
Disposal Room	1 2 3 (4) 5 6 7	1 2 3 (4) 5 6 7
Disposal Panel	1 (2) 3 4 5 6 7 8	1 (2) 3 4 5 6 7 8
Disposal Date	6-29-04	6-29-04

NOTE: Criticality Safety Administrative Control: Waste is stacked no greater than three drums or boxes high in the disposal area.

Remarks: _____

Performer: G Walton | [Signature] | 6-29-04
 Printed Name | Signature | Date

Reviewer: P SASSO | [Signature] | 6/29/04
 Printed Name | Signature | Date

WHE Validation: P SASSO | [Signature] | 6/29/04
 Printed Name | Signature | Date

Attachment 1 - CH Waste Processing Data Sheet INFORMATION ONLY

PREREQUISITE ACTIONS		
1.0	Shipment No.: <u>RF040288</u> OCA Body Serial No.: <u>204</u>	WHE <u>FA</u>
2.0	Shipping documents validated, CH packages inspected and released for unloading.	WHE <u>FA</u>
8.0 [A]	Oxygen monitor serial number and due date verified.	WHE or <u>N/A</u> <u>FA</u>
8.0 [B]	Oxygen monitor daily calibration and sample pump operational check is complete.	WHE or <u>N/A</u> <u>FA</u>
PERFORMANCE		
2.1	Adequate WHO staff available.	WH <u>RT</u>
2.2	WHB is configured for waste handling mode.	WH <u>RT</u>
2.3.1	OCA lid serial number: <u>204</u>	WH <u>RT</u>
2.3.2	OCA lid and body serial numbers match.	WH <u>RT</u>
2.4.1	ICV lid serial number: <u>204</u>	WH <u>RT</u>
2.4.2	ICV lid, OCA lid, and OCA body serial numbers match.	WH <u>RT</u>
2.4.25	Activity on smears of OCA lid interior, ICV lid exterior, RAF assembly quick connect, and RAF is below acceptable limits.	RCT <u>DU</u>
2.4.34	Activity on smears of ICV lid interior and top of payload is below acceptable limits.	RCT <u>DU</u>
2.4.35	Oxygen concentration is > 20 percent in the worker breathing zone.	WHE or <u>N/A</u> <u>RT</u>
2.5.9	Activity on smears of guide tubes, SWB or TDOP connection devices, and SWB ratchet straps is below acceptable limits.	RCT <u>DU</u>
2.5.14	Payload inspected for damage.	WH <u>RT</u>
2.5.24	Payload container numbers <u>concur</u> do not concur with WWIS activity.	WH <u>RT</u>
2.5.25	Verified waste shipment container <u>does</u> contain PCBs (warning label applied), or container <u>does not</u> contain PCBs (NA).	WH or <u>N/A</u> <u>RT</u>
2.5.27	Activity on smears of bottom of payload and ICV interior is below acceptable limits.	RCT <u>DU</u>
2.5.30	Activity on smears of upper and lower areas of payload assembly is below acceptable limits.	RCT <u>DU</u>
2.5.32	Activity on smears of newly exposed area of payload is below acceptable limits.	<u>RCT</u> or <u>N/A</u> <u>DU</u>
2.5.33	Completed Attachment 3. Waste stacked no more than two drums or boxes high on facility pallets.	WH or <u>N/A</u> <u>RT</u>
2.5.34	Activity on smears of newly exposed area of payload pallet/payload is below acceptable limits.	RCT or <u>N/A</u> <u>DU</u>
2.5.40	Shipment arrival date entered into WWIS.	WHE <u>FA</u>
3.1	WHB and U/G are configured for waste handling mode.	WH <u>FA</u>
3.2	Payload assemblies inspected for damage (if stored > 1 shift).	WH or <u>N/A</u> <u>FA</u>
4.10	Completed Attachment 4. Waste stacked no more than three drums or boxes high in the disposal area.	WH <u>*</u>
4.12	Activity on smears of payload pallet is below acceptable limits.	<u>RCT</u> or <u>N/A</u> <u>FB</u>
5.2	Completed columns have necessary backfill emplaced.	WH <u>*</u>

Attachment 1 - CH Waste Processing Data Sheet

Performers, enter printed name, signature, date, and initials:

Printed Name	Signature	Date	Initials
F. Aiosta	<i>F. Aiosta</i>	6-26-04	FA
<i>1. [unclear]</i>	<i>[unclear]</i>	10/26/04	<i>[unclear]</i>
SLACY	<i>Slacy</i>	16-26-04	<i>[unclear]</i>
<i>Aboude</i>	<i>Aboude</i>	10-26-04	<i>AB</i>
<i>F. Beckner</i>	<i>F. Beckner</i>	16-26-04	<i>FB</i>
<i>P. Sasso</i>	<i>[unclear]</i>	16/26/04	<i>[unclear]</i>

REMARKS:

REVIEW/VALIDATION: *P. Sasso* , *[unclear]* , *6/26/04*
WHE (Print Name) Signature Date

INFORMATION ONLY

Attachment 4 - Waste Emplacement Report Data Sheet

INFORMATION ONLY

OCA Body Serial Number: 6/29/04 466 204

Container Number	RED 22138															
Row Number	142															
Column (Left to Right)	1	2	3	4	5	6	1	2	3	4	5	6				
Place in the Stack (Circle Location)	Top						Top									
	Middle						Middle									
	Bottom						Bottom									
Disposal Room	1	2	3	4	5	6	7	1	2	3	4	5	6	7		
Disposal Panel	1	2	3	4	5	6	7	8	1	2	3	4	5	6	7	8
Disposal Date	6/29/04															

NOTE: Criticality Safety Administrative Control: Waste is stacked no greater than three drums or boxes high in the disposal area.

Remarks: _____

Performer: F SASSU | [Signature] | 6/29/04
 Printed Name | Signature | Date

Reviewer: C Walton | [Signature] | 6/29/04
 Printed Name | Signature | Date

WHE Validation: F SASSU | [Signature] | 6/29/04
 Printed Name | Signature | Date

Attachment 1 - CH Waste Processing Data Sheet

INFORMATION ONLY

PREREQUISITE ACTIONS		
1.0	Shipment No.: <u>RF040288</u> OCA Body Serial No.: <u>166</u>	WHE 7A
2.0	Shipping documents validated, CH packages inspected and released for unloading.	WHE 7A
8.0 [A]	Oxygen monitor serial number and due date verified.	WHE or N/A 7A
8.0 [B]	Oxygen monitor daily calibration and sample pump operational check is complete.	WHE or N/A 7A
DEBRIS		
2.1	Adequate WHO staff available.	WH <u>DUC</u>
2.2	WHB is configured for waste handling mode.	WH <u>DUC</u>
2.3.1	OCA lid serial number: <u>166</u>	WH <u>DUC</u>
2.3.2	OCA lid and body serial numbers match.	WH <u>DUC</u>
2.4.1	ICV lid serial number: <u>166</u>	WH <u>DUC</u>
2.4.2	ICV lid, OCA lid, and OCA body serial numbers match.	WH <u>DUC</u>
2.4.25	Activity on smears of OCA lid interior, ICV lid exterior, RAF assembly quick connect, and RAF is below acceptable limits.	RCT JJ
2.4.34	Activity on smears of ICV lid interior and top of payload is below acceptable limits.	RCT JJ
2.4.35	Oxygen concentration is > 20 percent in the worker breathing zone.	WHE or N/A X
2.5.9	Activity on smears of guide tubes, SWB or TDOP connection devices, and SWB ratchet straps is below acceptable limits.	RCT JJ
2.5.14	Payload inspected for damage.	WH <u>DUC</u>
2.5.24	Payload container numbers concur /do not concur with WWIS activity.	WH <u>DUC</u>
2.5.25	Verified waste shipment container <u>does</u> contain PCBs (warning label applied), or container <u>does not</u> contain PCBs (NA).	WH (N/A) <u>DUC</u>
2.5.27	Activity on smears of bottom of payload and ICV interior is below acceptable limits.	RCT JJ
2.5.30	Activity on smears of upper and lower areas of payload assembly is below acceptable limits.	RCT JJ
2.5.32	Activity on smears of newly exposed area of payload is below acceptable limits.	RCT or N/A JJ
2.5.33	Completed Attachment 3. Waste stacked no more than two drums or boxes high on facility pallets.	WH or N/A <u>DUC</u>
2.5.34	Activity on smears of newly exposed area of payload pallet/payload is below acceptable limits.	RCT or N/A JJ
2.5.40	Shipment arrival date entered into WWIS.	WHE 7A
3.1	WHB and U/G are configured for waste handling mode.	WH 7A
3.2	Payload assemblies inspected for damage (if stored > 1 shift).	WH (N/A) 7A
4.10	Completed Attachment 4. Waste stacked no more than three drums or boxes high in the disposal area.	WH <u>DUC</u>
4.12	Activity on smears of payload pallet is below acceptable limits.	RCT or N/A <u>EB</u>
5.2	Completed columns have necessary backfill emplaced.	WH X

Attachment 1 - CH Waste Processing Data Sheet

Performers, enter printed name, signature, date, and initials:

Printed Name	Signature	Date	Initials
F. Acosta	<i>F. Acosta</i>	6-26-04	FA
M. Ingram	<i>M. Ingram</i>	6-26-04	MI
H. Piller	<i>H. Piller</i>	6-26-04	HP
C. Bowden	<i>C. Bowden</i>	6-26-04	CB
F. Beckner	<i>F. Beckner</i>	6-26-04	FB
P. Sasse	<i>P. Sasse</i>	6/26/04	PS

REMARKS: Took SWIPES ON SWB SPLIT 7 AM 6-26-04

REVIEW/VALIDATION: P. Sasse | [Signature] | 6/27/04

WHE (Print Name) Signature Date

INFORMATION ONLY

Attachment 4 - Waste Emplacement Report Data Sheet 6/29/04

OCA Body Serial Number: 204-166

INFORMATION ONLY

Container Number	RFDB1345	RFDD5624
Row Number	143	143
Column (Left to Right)	1 (2) 3 4 5 6	1 (2) 3 4 5 6
Place in the Stack (Circle Location)	Top Middle Bottom	Top Middle Bottom
Disposal Room	1 2 3 (4) 5 6 7	1 2 3 (4) 5 6 7
Disposal Panel	1 (2) 3 4 5 6 7 8	1 (2) 3 4 5 6 7 8
Disposal Date	6/29/04	6/29/04

NOTE: Criticality Safety Administrative Control: Waste is stacked no greater than three drums or boxes high in the disposal area.

Remarks:

Performer: P SASSO 1 ~~Signature~~ 6/29/04
 Printed Name Signature Date

Reviewer: G Walton 1 ~~Signature~~ 6/29/04
 Printed Name Signature Date

WHE Validation: P SASSO 1 ~~Signature~~ 6/29/04
 Printed Name Signature Date

Attachment 1 - CH Waste Processing Data Sheet

INFORMATION ONLY

Serial No.	Description	Inspector
PREREQUISITE ACTIONS		
1.0	Shipment No.: <u>RF040276</u> OCA Body Serial No.: <u>194</u>	WHE <input checked="" type="checkbox"/>
2.0	Shipping documents validated, CH packages inspected and released for unloading.	WHE <input checked="" type="checkbox"/>
8.0 [A]	Oxygen monitor serial number and due date verified.	WHE or N/A <input checked="" type="checkbox"/>
8.0 [B]	Oxygen monitor daily calibration and sample pump operational check is complete.	WHE or N/A <input checked="" type="checkbox"/>
PERFORMANCE		
2.1	Adequate WHO staff available.	WH AA
2.2	WHB is configured for waste handling mode.	WH AA
2.3.1	OCA lid serial number: <u>194</u>	WH AA
2.3.2	OCA lid and body serial numbers match.	WH AA
2.4.1	ICV lid serial number: <u>194</u>	WH AA
2.4.2	ICV lid, OCA lid, and OCA body serial numbers match.	WH AA
2.4.25	Activity on smears of OCA lid interior, ICV lid exterior, RAF assembly quick connect, and RAF is below acceptable limits.	RCT JK
2.4.34	Activity on smears of ICV lid interior and top of payload is below acceptable limits.	RCT JK
2.4.35	Oxygen concentration is > 20 percent in the worker breathing zone.	WHE or N/A AA
2.5.9	Activity on smears of guide tubes, SWB or TDOP connection devices, and SWB ratchet straps is below acceptable limits.	RCT JK
2.5.14	Payload inspected for damage.	WH AA
2.5.24	Payload container numbers <u>concur</u> do not concur with WWIS activity.	WH AA
2.5.25	Verified waste shipment container <u>does</u> contain PCBs (warning label applied), or container <u>does not</u> contain PCBs (NA).	WH or N/A AA
2.5.27	Activity on smears of bottom of payload and ICV interior is below acceptable limits.	RCT JK
2.5.30	Activity on smears of upper and lower areas of payload assembly is below acceptable limits.	RCT JK
2.5.32	Activity on smears of newly exposed area of payload is below acceptable limits.	RCT or N/A JK
2.5.33	Completed Attachment 3. Waste stacked no more than two drums or boxes high on facility pallets.	WH or N/A AA
2.5.34	Activity on smears of newly exposed area of payload pallet/payload is below acceptable limits.	RCT or N/A JK
2.5.40	Shipment arrival date entered into WWIS.	WHE 55
3.1	WHB and UG are configured for waste handling mode.	WH 55
3.2	Payload assemblies inspected for damage (if stored > 1 shift).	WHE or N/A 55
4.10	Completed Attachment 4. Waste stacked no more than three drums or boxes high in the disposal area.	WH JK
4.12	Activity on smears of payload pallet is below acceptable limits.	RCT or N/A JK
5.2	Completed columns have necessary backfill emplaced.	WH JK

Attachment 1 - CH Waste Processing Data Sheet

Performers, enter printed name, signature, date, and initials:

Printed Name	Signature	Date	Initials
F. Acosta	<i>F. Acosta</i>	16-26-04	FA
J. Dixon	<i>J. Dixon</i>	16-26-04	JD
W. Terry	<i>W. Terry</i>	16-26-04	WT
Clayton	<i>Clayton</i>	16-26-04	CB
F. Sasso	<i>F. Sasso</i>	16-26-04	FS
Don Evans	<i>Don Evans</i>	16-26-04	DE

REMARKS:

REVIEW/VALIDATION: F. Acosta, *F. Acosta*, 16-26-04
WHE (Print Name) Signature Date

INFORMATION ONLY

Attachment 4 - Waste Emplacement Report Data Sheet

INFORMATION ONLY

OCA Body Serial Number: 194

Container Number	RFS03646	RFS03510
Row Number	134	134
Column (Left to Right)	1 2 3 4 (5) 6	1 2 (3) 4 5 6
Place in the Stack (Circle Location)	(Top) Middle Bottom	(Top) Middle Bottom
Disposal Room	1 2 3 (4) 5 6 7	1 2 3 (4) 5 6 7
Disposal Panel	1 (2) 3 4 5 6 7 8	1 (2) 3 4 5 6 7 8
Disposal Date	6-23-04	6-23-04

NOTE: Criticality Safety Administrative Control: Waste is stacked no greater than three drums or boxes high in the disposal area.

Remarks: _____

Performer: G. Walton [Signature] 6-23-04
 Printed Name Signature Date

Reviewer: Joseph Bealler [Signature] 6-23-04
 Printed Name Signature Date

WHE Validation: F. Acosta [Signature] 6-23-04
 Printed Name Signature Date

Attachment 1 - CH Waste Processing Data Sheet

INFORMATION ONLY

PREREQUISITE ACTIONS		
1.0	Shipment No.: <u>RF040276</u> OCA Body Serial No.: <u>137</u>	WHE <input checked="" type="checkbox"/>
2.0	Shipping documents validated, CH packages inspected and released for unloading.	WHE <input checked="" type="checkbox"/>
8.0 [A]	Oxygen monitor serial number and due date verified.	WHE or N/A <input checked="" type="checkbox"/>
8.0 [B]	Oxygen monitor daily calibration and sample pump operational check is complete.	WHE or N/A <input checked="" type="checkbox"/>
2.1	Adequate WHO staff available.	WH <input checked="" type="checkbox"/>
2.2	WHB is configured for waste handling mode.	WH <input checked="" type="checkbox"/>
2.3.1	OCA lid serial number: <u>137</u>	WH <input checked="" type="checkbox"/>
2.3.2	OCA lid and body serial numbers match.	WH <input checked="" type="checkbox"/>
2.4.1	ICV lid serial number: <u>137</u>	WH <input checked="" type="checkbox"/>
2.4.2	ICV lid, OCA lid, and OCA body serial numbers match.	WH <input checked="" type="checkbox"/>
2.4.25	Activity on smears of OCA lid interior, ICV lid exterior, RAF assembly quick connect, and RAF is below acceptable limits.	RCT <input checked="" type="checkbox"/>
2.4.34	Activity on smears of ICV lid interior and top of payload is below acceptable limits.	RCT <input checked="" type="checkbox"/>
2.4.35	Oxygen concentration is > 20 percent in the worker breathing zone.	WHE or N/A <input checked="" type="checkbox"/>
2.5.9	Activity on smears of guide tubes; SWB or TDOP connection devices, and SWB ratchet straps is below acceptable limits.	RCT <input checked="" type="checkbox"/>
2.5.14	Payload inspected for damage.	WH <input checked="" type="checkbox"/>
2.5.24	Payload container numbers concur do not concur with WWIS activity.	WH <input checked="" type="checkbox"/>
2.5.25	Verified waste shipment container does contain PCBs (warning label applied), or container does not contain PCBs (NA).	WH or N/A <input checked="" type="checkbox"/>
2.5.27	Activity on smears of bottom of payload and ICV interior is below acceptable limits.	RCT <input checked="" type="checkbox"/>
2.5.30	Activity on smears of upper and lower areas of payload assembly is below acceptable limits.	RCT <input checked="" type="checkbox"/>
2.5.32	Activity on smears of newly exposed area of payload is below acceptable limits.	RCT or N/A <input checked="" type="checkbox"/>
2.5.33	Completed Attachment 3. Waste stacked no more than two drums or boxes high on facility pallets.	WH or N/A <input checked="" type="checkbox"/>
2.5.34	Activity on smears of newly exposed area of payload pallet/payload is below acceptable limits.	RCT or N/A <input checked="" type="checkbox"/>
2.5.40	Shipment arrival date entered into WWIS.	WHE <input checked="" type="checkbox"/>
3.1	WHB and U/G are configured for waste handling mode.	WH <input checked="" type="checkbox"/>
3.2	Payload assemblies inspected for damage (if stored > 1 shift).	WH or N/A <input checked="" type="checkbox"/>
4.10	Completed Attachment 4. Waste stacked no more than three drums or boxes high in the disposal area.	WH <input checked="" type="checkbox"/>
4.12	Activity on smears of payload pallet is below acceptable limits.	RCT or N/A <input checked="" type="checkbox"/>
5.2	Completed columns have necessary backfill emplaced.	WH <input checked="" type="checkbox"/>

Attachment 1 - CH Waste Processing Data Sheet

Performers, enter printed name, signature, date, and initials:

F. Acosta		6-26-04	FA
Doug Pierce		6/26/04	DP
SLACY		6-26-04	S
P. Siso		6/26/04	PS
Jacques Williams		6-26-04	JW

Printed Name	Signature	Date	Initials
--------------	-----------	------	----------

REMARKS: Swipes taken on Top of Bottom SWS. JW 6-26-04

REVIEW/VALIDATION:

		6/26/04
WHE (Print Name)	Signature	Date

INFORMATION ONLY

Attachment 1 - CH Waste Processing Data Sheet

PREREQUISITE ACTIONS		
1.0	Shipment No.: <u>RF040274</u> OCA Body Serial No.: <u>127</u>	WHE <i>X</i>
2.0	Shipping documents validated, CH packages inspected and released for unloading.	WHE <i>X</i>
8.0 [A]	Oxygen monitor serial number and due date verified.	WHE or N/A <i>X</i>
8.0 [B]	Oxygen monitor daily calibration and sample pump operational check is complete.	WHE or N/A <i>X</i>
2.1	Adequate WHO staff available.	WH <i>AM</i>
2.2	WHB is configured for waste handling mode.	WH <i>AM</i>
2.3.1	OCA lid serial number: <u>127</u>	WH <i>AM</i>
2.3.2	OCA lid and body serial numbers match.	WH <i>AM</i>
2.4.1	ICV lid serial number: <u>127</u>	WH <i>AM</i>
2.4.2	ICV lid, OCA lid, and OCA body serial numbers match.	WH <i>AM</i>
2.4.25	Activity on smears of OCA lid interior, ICV lid exterior, RAF assembly quick connect, and RAF is below acceptable limits.	RCT <i>AM</i>
2.4.34	Activity on smears of ICV lid interior and top of payload is below acceptable limits.	RCT <i>AM</i>
2.4.35	Oxygen concentration is > 20 percent in the worker breathing zone.	WHE or N/A <i>AM</i>
2.5.9	Activity on smears of guide tubes, SWB or TDOP connection devices, and SWB ratchet straps is below acceptable limits.	RCT <i>AM</i>
2.5.14	Payload inspected for damage.	WH <i>AM</i>
2.5.24	Payload container numbers <u>concur</u> do not concur with WWIS activity.	WH <i>AM</i>
2.5.25	Verified waste shipment container <u>does</u> contain PCBs (warning label applied), or container <u>does not</u> contain PCBs (NA).	WH or N/A <i>AM</i>
2.5.27	Activity on smears of bottom of payload and ICV interior is below acceptable limits.	RCT <i>AM</i>
2.5.30	Activity on smears of upper and lower areas of payload assembly is below acceptable limits.	RCT <i>AM</i>
2.5.32	Activity on smears of newly exposed area of payload is below acceptable limits.	RCT or N/A <i>AM</i>
2.5.33	Completed Attachment 3. Waste stacked no more than two drums or boxes high on facility pallets.	WH or N/A <i>AM</i>
2.5.34	Activity on smears of newly exposed area of payload pallet/payload is below acceptable limits.	RCT or N/A <i>AM</i>
2.5.40	Shipment arrival date entered into WWIS.	WHE <i>353</i>
3.1	WHB and U/G are configured for waste handling mode.	WH <i>SS</i>
3.2	Payload assemblies inspected for damage (if stored > 1 shift).	WH or N/A <i>SS</i>
4.10	Completed Attachment 4. Waste stacked no more than three drums or boxes high in the disposal area.	WH <i>AM</i>
4.12	Activity on smears of payload pallet is below acceptable limits.	RCT or N/A <i>RGR</i>
5.2	Completed columns have necessary backfill emplaced.	WH <i>AM</i>

Attachment 1 - CH Waste Processing Data Sheet

Performers, enter printed name, signature, date, and initials:

Printed Name	Signature	Date	Initials
F. Acosta	<i>F. Acosta</i>	6-26-04	FA
M. [unclear]	<i>[unclear]</i>	6-26-04	[unclear]
[unclear]	<i>[unclear]</i>	6-26-04	[unclear]
[unclear]	<i>[unclear]</i>	6-26-04	[unclear]
[unclear]	<i>[unclear]</i>	6-26-04	[unclear]
[unclear]	<i>[unclear]</i>	6-26-04	[unclear]

REMARKS: SWIPES WERE TAKEN AT THE SPLIT, K.M. 6-26-04

REVIEW/VALIDATION: F. Acosta, *F. Acosta*, 6-26-04

WHE (Print Name) Signature Date

INFORMATION ONLY

FACSIMILE TRANSMITTAL ROUTING SHEET

TELEFAX NUMBER (505) 234-6052



US Department of Energy
Carlsbad Field Office

Date: 7-15-04

Number of pages
including cover sheet: 7

To: Nick Stone

From: G. Barabslvaca

Location:

Location: DOE/CBFO/OSO

Phone: 214-665-7226

Phone: 505-234-8103

Fax phone: 24-665-7263

Fax Phone: 505-234-6052

CC:

REMARKS: Urgent For your review Reply ASAP Please comment

Working Copy

WP 05-WH1011

Rev. 20

Page 25 of 30

Attachment 1 - CH Waste Processing Data Sheet

INFORMATION ONLY

PREREQUISITE ACTIONS		
1.0	Shipment No.: <u>RF040270</u> OCA Body Serial No.: <u>179</u>	WHE BSS
2.0	Shipping documents validated, CH packages inspected and released for unloading.	WHE BSS
8.0[A]	Oxygen monitor serial number and due date verified.	WHE or N/A BSS
8.0[B]	Oxygen monitor daily calibration and sample pump operational check is complete.	WHE or N/A BSS
2.1	Adequate WHIO staff available.	WH AM
2.2	WHB is configured for waste handling mode.	WH AM
2.3.1	OCA lid serial number: <u>179</u>	WH AM
2.3.2	OCA lid and body serial numbers match.	WH AM
2.4.1	ICV lid serial number: <u>179</u>	WH AM
2.4.2	ICV lid, OCA lid, and OCA body serial numbers match.	WH AM
2.4.25	Activity on smears of OCA lid interior, ICV lid exterior, RAF assembly quick connect, and RAF is below acceptable limits.	RCT
2.4.34	Activity on smears of ICV lid interior and top of payload is below acceptable limits.	RCT
2.4.35	Oxygen concentration is > 20 percent in the worker breathing zone.	WHE or N/A AM
2.5.9	Activity on smears of guide tubes, SWB or TDOP connection devices, and SWB ratchet straps is below acceptable limits.	RCT
2.5.14	Payload inspected for damage.	WH AM
2.5.24	Payload container numbers concur not concur with WWIS activity.	WH AM
2.5.25	Verified waste shipment container does contain PCBs (warning label applied), or container does not contain PCBs (NA).	WH or N/A AM
2.5.27	Activity on smears of bottom of payload and ICV interior is below acceptable limits.	RCT
2.5.30	Activity on smears of upper and lower areas of payload assembly is below acceptable limits.	RCT
2.5.32	Activity on smears of newly exposed area of payload is below acceptable limits.	RCT or N/A
2.5.33	Completed Attachment 3. Waste stacked no more than two drums or boxes high on facility pallets.	WH or N/A AM
2.5.34	Activity on smears of newly exposed area of payload pallet/payload is below acceptable limits.	RCT or N/A
2.5.40	Shipment arrival date entered into WWIS.	WHE BSS
3.1	WHB and UFG are configured for waste handling mode.	WH BSS
3.2	Payload assemblies inspected for damage (if stored > 1 shift).	WH or N/A BSS
4.10	Completed Attachment 4. Waste stacked no more than three drums or boxes high in the disposal area.	WH
4.12	Activity on smears of payload pallet is below acceptable limits.	RCT or N/A
5.2	Completed columns have necessary backfill emplaced.	WH

Working Copy

Attachment 4 - Waste Emplacement Report Data Sheet

OCA Body Serial Number: 179

INFORMATION ONLY

Container Number	RFDC 8709	
Row Number	130	
Column (Left to Right)	1 (2) 3 4 5 6	1 2 3 4 5 6
Place in the Stack (Circle Location)	Top Middle Bottom	Top Middle A Bottom
Disposal Room	1 2 3 (4) 5 6 7	1 2 3 4 5 6 7
Disposal Panel	1 (2) 3 4 5 6 7 8	1 2 3 4 5 6 7 8
Disposal Date	06-19-04	

NOTE: Criticality Safety Administrative Control: Waste is stacked no greater than three drums or boxes high in the disposal area.

Remarks: N/A - Due to Damage

Performer: M. BRYANT [Signature] 106-19-04
 Printed Name Signature Date

Reviewer: [Signature] [Signature] 16/19/04
 Printed Name Signature Date

WHE Validation: M. BRYANT [Signature] 106-19-04
 Printed Name Signature Date