

# SANDIA REPORT

SAND2006-6135

Unlimited Release

Printed November 2006

## Extension of Latin Hypercube Samples with Correlated Variables

C.J. Sallaberry, J.C. Helton, and S.C. Hora

Prepared by  
Sandia National Laboratories  
Albuquerque, New Mexico 87185 and Livermore, California 94550

Sandia is a multiprogram laboratory operated by Sandia Corporation, a Lockheed Martin Company, for the United States Department of Energy's National Nuclear Security Administration under Contract DE-AC04-94AL85000.

Approved for public release; further dissemination unlimited.



**Sandia National Laboratories**

Issued by Sandia National Laboratories, operated for the United States Department of Energy by Sandia Corporation.

**NOTICE:** This report was prepared as an account of work sponsored by an agency of the United States Government. Neither the United States Government, nor any agency thereof, nor any of their employees, nor any of their contractors, subcontractors, or their employees, make any warranty, express or implied, or assume any legal liability or responsibility for the accuracy, completeness, or usefulness of any information, apparatus, product, or process disclosed, or represent that its use would not infringe privately owned rights. Reference herein to any specific commercial product, process, or service by trade name, trademark, manufacturer, or otherwise, does not necessarily constitute or imply its endorsement, recommendation, or favoring by the United States Government, any agency thereof, or any of their contractors or subcontractors. The views and opinions expressed herein do not necessarily state or reflect those of the United States Government, any agency thereof, or any of their contractors.

Printed in the United States of America. This report has been reproduced directly from the best available copy.

Available to DOE and DOE contractors from  
U.S. Department of Energy  
Office of Scientific and Technical Information  
P.O. Box 62  
Oak Ridge, TN 37831

Telephone: (865) 576-8401  
Facsimile: (865) 576-5728  
E-Mail: [reports@adonis.osti.gov](mailto:reports@adonis.osti.gov)  
Online ordering: <http://www.osti.gov/bridge>

Available to the public from  
U.S. Department of Commerce  
National Technical Information Service  
5285 Port Royal Rd.  
Springfield, VA 22161

Telephone: (800) 553-6847  
Facsimile: (703) 605-6900  
E-Mail: [orders@ntis.fedworld.gov](mailto:orders@ntis.fedworld.gov)  
Online order: <http://www.ntis.gov/help/ordermethods.asp?loc=7-4-0#online>



## Extension of Latin Hypercube Samples with Correlated Variables

C.J. Sallaberry,<sup>a</sup> J.C. Helton<sup>b</sup> and S.C. Hora<sup>c</sup>

<sup>a</sup>Sandia National Laboratories, Albuquerque, NM 87185-0776, USA

<sup>b</sup>Department of Mathematics and Statistics, Arizona State University, Tempe, AZ 85287-1804 USA

<sup>c</sup>University of Hawaii at Hilo, HI 96720-4091, USA

### Abstract

A procedure for extending the size of a Latin hypercube sample (LHS) with rank correlated variables is described and illustrated. The extension procedure starts with an LHS of size  $m$  and associated rank correlation matrix  $\mathbf{C}$  and constructs a new LHS of size  $2m$  that contains the elements of the original LHS and has a rank correlation matrix that is close to the original rank correlation matrix  $\mathbf{C}$ . The procedure is intended for use in conjunction with uncertainty and sensitivity analysis of computationally demanding models in which it is important to make efficient use of a necessarily limited number of model evaluations.

Key Words: Experimental design, Latin hypercube sample, Monte Carlo analysis, Rank correlation, Sample size extension, Sensitivity analysis, Uncertainty analysis.

## **Acknowledgements**

Work performed for Sandia National Laboratories (SNL), which is a multiprogram laboratory operated by Sandia Corporation, a Lockheed Martin Company, for the United States Department of Energy's National Security Administration under contract DE-AC04-94AL-85000. Review at SNL provided by L. Swiler and R. Jarek. Editorial support provided by F. Puffer and J. Ripple of Tech Repts, a division of Ktech Corporation.

# Contents

1. Introduction .....	7
2. Definition of Latin Hypercube Sampling .....	9
3. Extension Algorithm .....	11
4. Illustration of Extension Algorithm.....	13
5. Correlation.....	19
6. Discussion .....	27
7. References .....	29

## Figures

Fig. 1.	Generation of LHS of size $m = 10$ : (a) raw (i.e., untransformed) values, and (b) rank transformed values. ....	14
Fig. 2.	Overlay of initial LHS $\mathbf{x}_i = [x_{i1}, x_{i2}]$ , $i = 1, 2, \dots, 10$ , and rectangles $S_i = \mathcal{E}_{i1} \times \mathcal{E}_{i2}$ generated in Step 1 of extension algorithm. ....	15
Fig. 3.	Division of each rectangle $S_i$ into $2^2 = 4$ equal probability rectangles $\mathcal{T}_{i,[1,1]}$ , $\mathcal{T}_{i,[1,2]}$ , $\mathcal{T}_{i,[2,1]}$ and $\mathcal{T}_{i,[2,2]}$ in Step 2 of the extension algorithm. ....	16
Fig. 4.	Rectangles $\mathcal{T}_i = \mathcal{T}_{i,[r,s]} = \mathcal{E}_{i1r} \times \mathcal{E}_{i2s}$ constructed at Step 2 and identified at Step 3 of the extension algorithm with property that $x_{i1} \notin \mathcal{E}_{i1r}$ and $x_{i2} \notin \mathcal{E}_{i2s}$ . ....	17
Fig. 5.	Sample elements $\tilde{\mathbf{x}}_i = [\tilde{x}_{i1}, \tilde{x}_{i2}]$ , $i = 1, 2, \dots, 10$ , obtained at Step 4 of the extension algorithm. ....	18
Fig. 6.	Variation of rank correlation coefficients in extended LHSs with increasing sample size: (a) Difference between rank correlation coefficient in extended sample of size $2m$ and average of rank correlations in two underlying samples of size $m$ (i.e., $\rho - (\rho_1 + \rho_2)/2$ , and (b) Rank correlation coefficient in extended sample of size $2m$ (i.e., $\rho$ ). ....	26

# 1. Introduction

The evaluation of the uncertainty associated with analysis outcomes is now widely recognized as an important part of any modeling effort.<sup>1-11</sup> A number of approaches to such evaluations are in use, including differential analysis,<sup>12-17</sup> response surface methodology,<sup>18-26</sup> variance decomposition procedures,<sup>27-31</sup> and Monte Carlo (i.e., sampling-based) procedures.<sup>32-42</sup> Additional information is available in a number of reviews.<sup>43-51</sup> Monte Carlo analysis employing Latin hypercube sampling<sup>52, 53</sup> is one of the most popular and effective approaches for the evaluation of the uncertainty associated with analysis outcomes and is the focus of this presentation.

Conceptually, an analysis can be formally represented by a function of the form

$$\mathbf{y} = f(\mathbf{x}), \quad (1.1)$$

where

$$\mathbf{x} = [x_1, x_2, \dots, x_n] \quad (1.2)$$

is a vector of analysis inputs and

$$\mathbf{y} = [y_1, y_2, \dots, y_p] \quad (1.3)$$

is a vector of analysis results. In turn, uncertainty with respect to the appropriate values to use for the elements of  $\mathbf{x}$  leads to uncertainty with respect to the values for the elements of  $\mathbf{y}$ . Most analyses use probability to characterize the uncertainty associated with the elements of  $\mathbf{x}$  and hence the uncertainty associated with the elements of  $\mathbf{y}$ . In particular, a sequence of probability distributions

$$D_1, D_2, \dots, D_n \quad (1.4)$$

is used to characterize the uncertainty associated with the elements of  $\mathbf{x}$ , where the distribution  $D_j$  characterizes the uncertainty associated with the element  $x_j$  of  $\mathbf{x}$ . The definition of the preceding distributions is often accomplished through an expert review process and can be accompanied by the specification of correlations and other restrictions involving the interplay of the possible values for the elements of  $\mathbf{x}$ .<sup>54-69</sup>

In a Monte Carlo (i.e., sampling-based) analysis, a sample

$$\mathbf{x}_i = [x_{i1}, x_{i2}, \dots, x_{in}], i = 1, 2, \dots, m, \quad (1.5)$$

is generated from the possible values for  $\mathbf{x}$  in consistency with the distributions indicated in Eq. (1.4) and any associated restrictions. In turn, the evaluations

$$\mathbf{y}_i = f(\mathbf{x}_i), i = 1, 2, \dots, m, \quad (1.6)$$

create a mapping

$$[\mathbf{x}_i, \mathbf{y}_i], i = 1, 2, \dots, m, \quad (1.7)$$

between analysis inputs and analysis outcomes that forms the basis for uncertainty analysis (i.e., the determination of the uncertainty in the elements of  $\mathbf{y}$  that derives from uncertainty in the elements of  $\mathbf{x}$ ) and sensitivity analysis (i.e., the determination of how the uncertainty in individual elements of  $\mathbf{x}$  contributes to the uncertainty in elements of  $\mathbf{y}$ ).

As previously indicated, Latin hypercube sampling is a very popular method for the generation of the sample indicated in Eq. (1.5). Further, this generation is often performed in conjunction with a procedure introduced by Iman and Conover to induce a desired rank correlation structure on the resultant sample.<sup>70, 71</sup> As a result of this popularity, the original paper introducing Latin hypercube sampling was recently declared a *Technometrics* classic in experimental design.<sup>72</sup> The effectiveness of Latin hypercube sampling, and hence the cause of its popularity, derives from the fact that it provides a dense stratification over the range of each uncertain variable with a relatively small sample size while preserving the desirable probabilistic features of simple random sampling. More specifically, Latin hypercube sampling combines the desirable features of simple random sampling with the desirable features of a multilevel, highly fractionated fractional factorial design. Latin hypercube sampling accomplishes this by using a highly structured, randomized procedure to generate the sample indicated in Eq. (1.5) in consistency with the distributions indicated in Eq. (1.4).

A drawback to Latin hypercube sampling is that its highly structured form makes it difficult to increase the size of an already generated sample while simultaneously preserving the stratification properties that make Latin hypercube sampling so effective. Unlike simple random sampling, the size of a Latin hypercube sample (LHS) cannot be increased simply by generating additional sample elements as the new sample containing the original LHS and the additional sample elements will no longer have the structure of an LHS. For the new sample to also be an LHS, the additional sample elements must be generated with a procedure that takes into account the existing LHS that is being increased in size and the definition of Latin hypercube sampling.

The purpose of this presentation is to describe a procedure for the extension of the size of an LHS that results in a new LHS with a correlation structure close to that of the original LHS. The basic idea is to start with an LHS

$$\mathbf{x}_i = [x_{i1}, x_{i2}, \dots, x_{im}], i = 1, 2, \dots, m, \quad (1.8)$$

of size  $m$  and then to generate a second sample

$$\tilde{\mathbf{x}}_i = [\tilde{x}_{i1}, \tilde{x}_{i2}, \dots, \tilde{x}_{im}], i = 1, 2, \dots, m, \quad (1.9)$$

of size  $m$  such that

$$\mathbf{x}_i = \begin{cases} \mathbf{x}_i & \text{for } i = 1, 2, \dots, m \\ \tilde{\mathbf{x}}_{i-m} & \text{for } i = m+1, m+2, \dots, 2m \end{cases} \quad (1.10)$$

is an LHS of size  $2m$  and also such that the correlation structures associated with the original LHS in Eq. (1.8) and the extended LHS in Eq. (1.10) are similar. A related extension technique for LHSs has been developed by C. Tong<sup>73</sup> but does not consider correlated variables. Extensions to other integer multiples of the original sample size are also possible.

There are at least three reasons why such extensions of the size of an LHS might be desirable. First, an analysis could have been performed with a sample size that was subsequently determined to be too small. The extension would permit the use of a larger LHS without the loss of any of the already performed, and possibly quite expensive, calculations. Second, the implementation of the Iman and Conover procedure to induce a desired rank correlation structure on an LHS of size  $m$  requires the inversion of an  $m \times m$  matrix. This inversion can be computationally demanding when a large sample is to be generated. The presented extension procedure provides a way to generate an LHS of size  $2m$  with a specified correlation structure at a computational expense that is approximately equal to that of generating two LHSs of size  $m$  with the desired correlation structure. Third, the extension procedure provides a way to perform replicated Latin hypercube sampling<sup>74, 75</sup> to test the stability of results that enhances the quality of results obtained when the replicates are pooled.



## 2. Definition of Latin Hypercube Sampling

Latin hypercube sampling operates in the following manner to generate a sample of size  $m$  from  $n$  variables with the distributions  $D_1, D_2, \dots, D_n$  indicated in Eq. (1.4). The range  $X_j$  of each variable  $x_j$  is divided into  $m$  contiguous intervals

$$X_{ij}, i = 1, 2, \dots, m, \quad (2.1)$$

of equal probability in consistency with the corresponding distribution  $D_j$ . A value for the variable  $x_j$  is selected at random from the interval  $X_{ij}$  in consistency with the distribution  $D_j$  for  $i = 1, 2, \dots, m$  and  $j = 1, 2, \dots, n$ . Then, the  $m$  values for  $x_1$  are combined at random and without replacement with the  $m$  values for  $x_2$  to produce the ordered pairs

$$[x_{i1}, x_{i2}], i = 1, 2, \dots, m. \quad (2.2)$$

Then, the preceding pairs are combined at random and without replacement with the  $m$  values for  $x_3$  to produce the ordered triples

$$[x_{i1}, x_{i2}, x_{i3}], i = 1, 2, \dots, m. \quad (2.3)$$

The process continues in the same manner through all  $n$  variables. The resultant sequence

$$\mathbf{x}_i = [x_{i1}, x_{i2}, \dots, x_{in}], i = 1, 2, \dots, m, \quad (2.4)$$

is an LHS of size  $m$  from the  $n$  variables  $x_1, x_2, \dots, x_n$  generated in consistency with the distributions  $D_1, D_2, \dots, D_n$ .

The Iman and Conover restricted pairing procedure<sup>70, 71</sup> provides a way to generate an LHS with a rank correlation structure close to a correlation structure specified by a matrix

$$\mathbf{C} = \begin{bmatrix} c_{11} & c_{12} & \dots & c_{1n} \\ c_{21} & c_{22} & \dots & c_{2n} \\ \vdots & \vdots & & \vdots \\ c_{n1} & c_{n2} & \dots & c_{nn} \end{bmatrix}, \quad (2.5)$$

where  $c_{rs}$  is the desired rank (i.e., Spearman) correlation between  $x_r$  and  $x_s$ . The details of this procedure are not needed in the development of the extension algorithm and therefore will not be presented. Additional information on this procedure is available in the original article<sup>70</sup> and also in a recent review on Latin hypercube sampling.<sup>52</sup>

When the LHS indicated in Eq. (2.4) is generated with the Iman and Conover procedure with a target correlation structure defined by the matrix  $\mathbf{C}$  in Eq. (2.5), the resultant rank correlation structure can be represented by the matrix

$$\mathbf{D} = \begin{bmatrix} d_{11} & d_{12} & \dots & d_{1n} \\ d_{21} & d_{22} & \dots & d_{2n} \\ \vdots & \vdots & & \vdots \\ d_{n1} & d_{n2} & \dots & d_{nn} \end{bmatrix}, \quad (2.6)$$

where  $d_{rs}$  is the rank correlation between  $x_r$  and  $x_s$  in the sample. Specifically,

$$\begin{aligned}
d_{rs} &= \frac{\sum_{i=1}^m [r(x_{ir}) - \bar{r}(x_r)][r(x_{is}) - \bar{r}(x_s)]}{\left\{ \sum_{i=1}^m [r(x_{ir}) - \bar{r}(x_r)]^2 \right\}^{1/2} \left\{ \sum_{i=1}^m [r(x_{is}) - \bar{r}(x_s)]^2 \right\}^{1/2}} \\
&= \frac{\sum_{i=1}^m [r(x_{ir}) - (m+1)/2][r(x_{is}) - (m+1)/2]}{m(m^2 - 1)/12}, \tag{2.7}
\end{aligned}$$

where  $r(x_{ir})$  and  $r(x_{is})$  denote the rank-transformed values of  $x_{ir}$  and  $x_{is}$ , respectively. Use of the Iman and Conover procedure results in the correlation matrix **D** being similar to, but usually not equal to, the target correlation matrix **C**.

### 3. Extension Algorithm

The extension algorithm starts with an LHS of size  $m$  of the form indicated in Eq. (2.4) and an associated rank correlation matrix  $\mathbf{D}_1$  as indicated in Eq. (2.6) generated with the Iman and Conover procedure so that  $\mathbf{D}_1$  is close to the target correlation matrix  $\mathbf{C}$ . The problem under consideration is how to extend this sample to an LHS of size  $2m$  with a rank correlation matrix  $\mathbf{D}$  that is again close to  $\mathbf{C}$ . This extension can be accomplished by application of the following algorithm:

Step 1. Let  $k_j$  be a discrete variable with a uniform distribution on the set  $\mathcal{K}_j = \{1, 2, \dots, m\}$  for  $j = 1, 2, \dots, n$ . Use the Iman and Conover procedure to generate an LHS

$$\mathbf{k}_i = [k_{i1}, k_{i2}, \dots, k_{in}], i = 1, 2, \dots, m, \quad (3.1)$$

from  $k_1, k_2, \dots, k_n$  with a rank correlation matrix  $\mathbf{D}_2$  close to the candidate correlation matrix  $\mathbf{C}$ . In turn, the vectors  $\mathbf{k}_i = [k_{i1}, k_{i2}, \dots, k_{in}]$  define  $n$ -dimensional rectangular solids

$$\begin{aligned} S_i &= X_{k_{i1}1} \times X_{k_{i2}2} \times \dots \times X_{k_{in}n} \\ &= \mathcal{E}_{i1} \times \mathcal{E}_{i2} \times \dots \times \mathcal{E}_{in} \end{aligned} \quad (3.2)$$

in the space  $X_1 \times X_2 \times \dots \times X_n$ , where the sets  $\mathcal{E}_{ij} = X_{k_{ij}j}$ ,  $j = 1, 2, \dots, n$ , correspond to strata indicated in Eq. (2.1) and used in the generation of the original LHS. In essence, an LHS

$$\mathbf{s}_i = [\mathcal{E}_{i1}, \mathcal{E}_{i2}, \dots, \mathcal{E}_{in}], i = 1, 2, \dots, m, \quad (3.3)$$

with a rank correlation matrix  $\mathbf{D}_2$  close to the specified correlation matrix  $\mathbf{C}$  is being generated from the strata used to obtain the original LHS.

Step 2. For each  $i$ , divide the  $n$ -dimensional rectangular solid  $S_i$  defined in Eq. (3.2) into  $2^n$  equal probability rectangular solids by dividing each edge  $\mathcal{E}_{ij}$  of  $S_i$  into two nonoverlapping intervals of equal probability on the basis of the corresponding probability distribution  $D_j$ . Specifically,  $S_i = \mathcal{E}_{i1} \times \mathcal{E}_{i2} \times \dots \times \mathcal{E}_{in}$  as indicated in Eq. (3.2), and each of the  $2^n$  equal probability sets is of the form

$$\mathcal{T}_{i\mathbf{l}} = \mathcal{E}_{i1l_1} \times \mathcal{E}_{i2l_2} \times \dots \times \mathcal{E}_{inl_n}, \quad (3.4)$$

where  $\mathcal{E}_{ij1} \cup \mathcal{E}_{ij2} = \mathcal{E}_{ij}$ ,  $\mathcal{E}_{ij1} \cap \mathcal{E}_{ij2} = \emptyset$ ,  $\text{prob}(\mathcal{E}_{ij1}) = \text{prob}(\mathcal{E}_{ij2}) = \text{prob}(\mathcal{E}_{ij})/2$  with  $\text{prob}(\sim)$  denoting probability, and  $\mathbf{l} = [l_1, l_2, \dots, l_n]$  is an element of  $\mathcal{L} = \mathcal{L}_1 \times \mathcal{L}_2 \times \dots \times \mathcal{L}_n$  with  $\mathcal{L}_j = \{1, 2\}$ . In turn,

$$S_i = \bigcup_{\mathbf{l} \in \mathcal{L}} \mathcal{T}_{i\mathbf{l}}, \quad (3.5)$$

where the  $\mathcal{T}_{i\mathbf{l}}$  are disjoint, equal probability rectangular solids.

Step 3. For each  $i$ , identify the  $n$ -dimensional rectangular solid

$$\mathcal{T}_i = \mathcal{T}_{i\mathbf{l}} = \mathcal{E}_{i1l_1} \times \mathcal{E}_{i2l_2} \times \dots \times \mathcal{E}_{inl_n} \quad (3.6)$$

constructed in Step 2 such that  $x_{ij} \in \mathcal{E}_{ijl_j}$  for  $j = 1, 2, \dots, n$ . For each  $i$ , there is exactly one such set  $\mathcal{T}_i$ .

Step 4. For each  $i$ , obtain the vector

$$\tilde{\mathbf{x}}_i = [\tilde{x}_{i1}, \tilde{x}_{i2}, \dots, \tilde{x}_{in}] \quad (3.7)$$

by randomly sampling  $\tilde{x}_{ij}$  from the interval  $\mathcal{E}_{ijl_j}$  in consistency with the distribution  $D_j$  for  $j = 1, 2, \dots, n$ .

Step 5. Extend the original LHS in Eq. (2.4) by

$$\mathbf{x}_i = \begin{cases} \mathbf{x}_i & \text{for } i = 1, 2, \dots, m \\ \tilde{\mathbf{x}}_{i-m} & \text{for } i = m+1, m+2, \dots, 2m \end{cases} \quad (3.8)$$

to obtain the desired LHS of size  $2m$ .

For an integer  $k > 2$ , minor modifications of the preceding algorithm can be used to extend an LHS of size  $m$  to an LHS of size  $k \times m$ .

#### 4. Illustration of Extension Algorithm

The extension algorithm is illustrated for the generation of LHSs from

$$\mathbf{x} = [x_1, x_2], \quad (4.1)$$

with (i)  $x_1$  having a triangular distribution on  $[0, 1]$  with mode at 0.5, (ii)  $x_2$  having a triangular distribution on  $[1, 10]$  with mode at 7.0, and (iii)  $x_1$  and  $x_2$  having a rank correlation of  $-0.7$ . Thus,  $n = 2$  in Eq. (1.2); the distributions  $D_1$  and  $D_2$  in Eq. (1.4) correspond to triangular distributions; and

$$\mathbf{C} = \begin{bmatrix} 1.0 & -0.7 \\ -0.7 & 1.0 \end{bmatrix} \quad (4.2)$$

is the correlation matrix in Eq. (2.5). The extension of an LHS of size  $m = 10$  to an LHS of size  $2m = 20$  is illustrated.

The illustration starts with the generation of the LHS

$$\mathbf{x}_i = [x_{i1}, x_{i2}], i = 1, 2, \dots, m = 10, \quad (4.3)$$

from  $\mathbf{x} = [x_1, x_2]$  consistent with the distributions  $D_1$  and  $D_2$  and the specified rank correlation between  $x_1$  and  $x_2$ . The resulting sample matrix  $\mathbf{S}_1$ , rank transformed sample matrix  $\mathbf{RS}_1$  and rank correlation matrix  $\mathbf{D}_1$  are given by

$$\mathbf{S}_1 = \begin{bmatrix} \mathbf{x}_1 \\ \mathbf{x}_2 \\ \vdots \\ \mathbf{x}_9 \\ \mathbf{x}_{10} \end{bmatrix} = \begin{bmatrix} x_{11} & x_{12} \\ x_{21} & x_{22} \\ \vdots & \vdots \\ x_{91} & x_{92} \\ x_{10,1} & x_{10,2} \end{bmatrix} = \begin{bmatrix} 0.297 & 8.726 \\ 0.358 & 8.147 \\ \vdots & \vdots \\ 0.404 & 4.020 \\ 0.728 & 6.924 \end{bmatrix}, \quad (4.4)$$

$$\mathbf{RS}_1 = \begin{bmatrix} r(\mathbf{x}_1) \\ r(\mathbf{x}_2) \\ \vdots \\ r(\mathbf{x}_9) \\ r(\mathbf{x}_{10}) \end{bmatrix} = \begin{bmatrix} r(x_{11}) & r(x_{12}) \\ r(x_{21}) & r(x_{22}) \\ \vdots & \vdots \\ r(x_{91}) & r(x_{92}) \\ r(x_{10,1}) & r(x_{10,2}) \end{bmatrix} = \begin{bmatrix} 2 & 10 \\ 3 & 9 \\ \vdots & \vdots \\ 4 & 2 \\ 9 & 6 \end{bmatrix}, \quad (4.5)$$

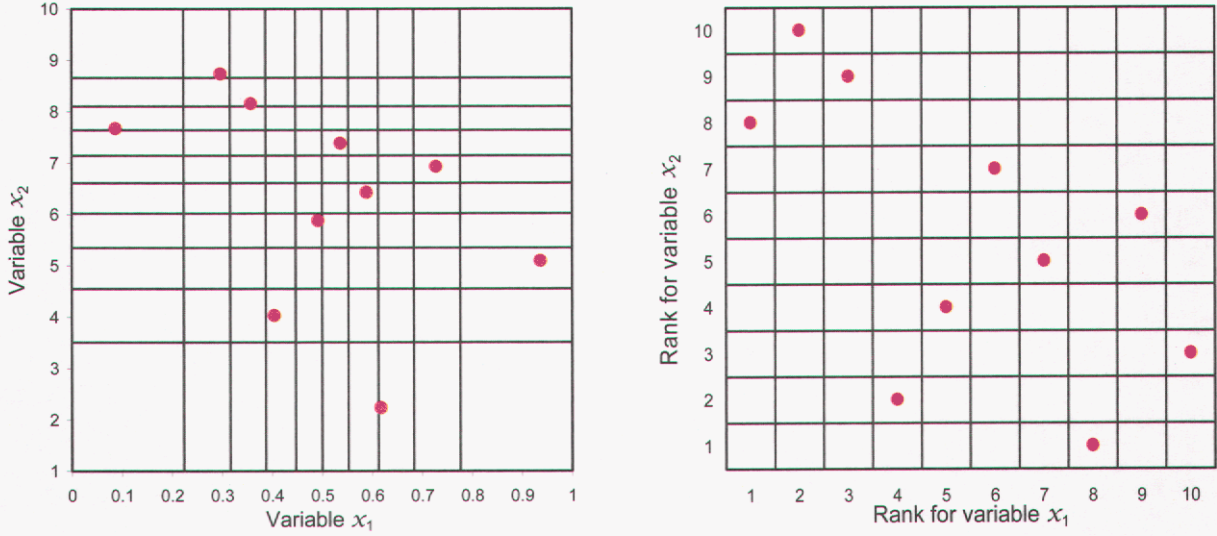
and

$$\mathbf{D}_1 = \begin{bmatrix} 1.000 & -0.612 \\ -0.612 & 1.000 \end{bmatrix}. \quad (4.6)$$

The full sample is shown in Fig. 1. The object is now to extend this sample to an LHS of size  $2m = 20$  with an associated rank correlation matrix close to the correlation matrix  $\mathbf{C}$  in Eq. (4.2).

Step 1. The Iman and Conover procedure is used to generate an LHS

$$\mathbf{k}_i = [k_{i1}, k_{i2}], i = 1, 2, \dots, m = 10, \quad (4.7)$$



**Key:** ●  $\mathbf{x}_i$ , Initial sample

Fig. 1. Generation of LHS of size  $m = 10$ : (a) raw (i.e., untransformed) values, and (b) rank transformed values.

from discrete variables  $k_1$  and  $k_2$  that are uniformly distributed on  $\{1, 2, \dots, 10\}$  and have a rank correlation of  $-0.7$ . The resulting sample matrix  $\mathbf{RS}_2$  and rank correlation matrix  $\mathbf{D}_2$  are given by

$$\mathbf{RS}_2 = \begin{bmatrix} \mathbf{k}_1 \\ \mathbf{k}_2 \\ \vdots \\ \mathbf{k}_9 \\ \mathbf{k}_{10} \end{bmatrix} = \begin{bmatrix} k_{11} & k_{12} \\ k_{21} & k_{22} \\ \vdots & \vdots \\ k_{91} & k_{92} \\ k_{10,1} & k_{10,2} \end{bmatrix} = \begin{bmatrix} 7 & 6 \\ 10 & 1 \\ \vdots & \vdots \\ 4 & 5 \\ 8 & 2 \end{bmatrix} \quad (4.8)$$

and

$$\mathbf{D}_2 = \begin{bmatrix} 1.000 & -0.758 \\ -0.758 & 1.000 \end{bmatrix}. \quad (4.9)$$

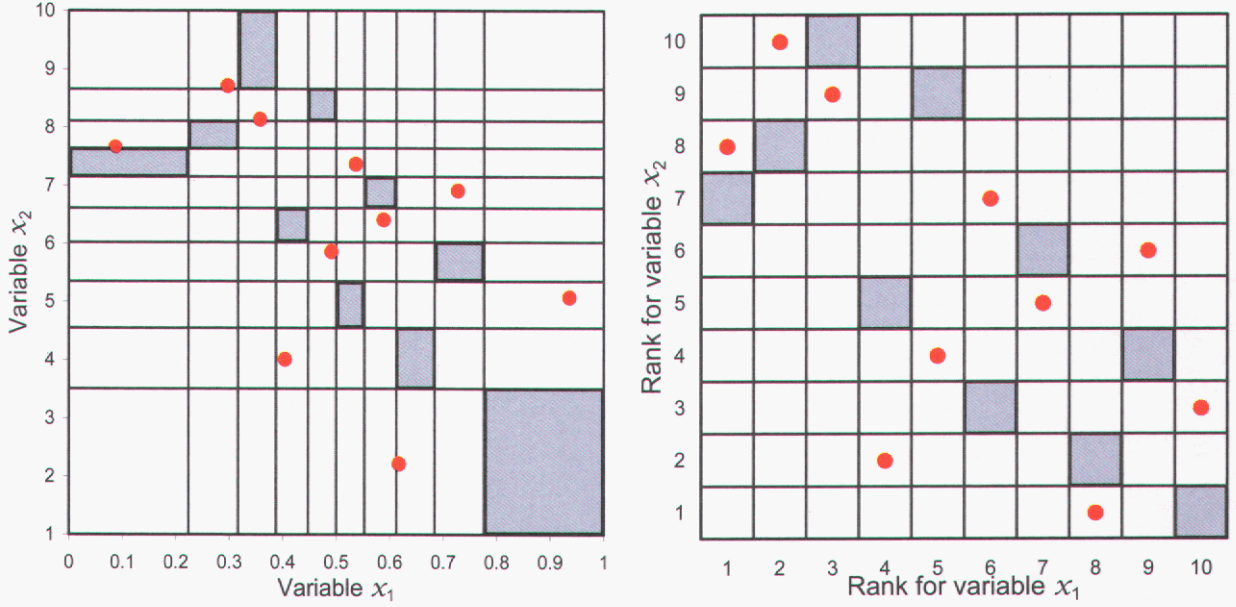
In turn, the vectors  $\mathbf{k}_i = [k_{i1}, k_{i2}]$  define rectangles (in the general case,  $n$ -dimensional rectangular solids)

$$\mathcal{S}_i = \mathcal{X}_{k_{i1}} \times \mathcal{X}_{k_{i2}} = \mathcal{E}_{i1} \times \mathcal{E}_{i2} \quad (4.10)$$

as indicated in Eq. (3.2) and illustrated in Fig. 2. In particular, the sets  $\mathcal{S}_i$  correspond to the shaded areas in Fig. 2, and the sets  $\mathcal{E}_{i1}$  and  $\mathcal{E}_{i2}$  correspond to the edges of  $\mathcal{S}_i$  along the  $x_1$  and  $x_2$  axes, respectively.

Step 2. Each rectangle  $\mathcal{S}_i$  defined in Eq. (4.10) and illustrated in Fig. 2a is divided into  $2^2 = 4$  equal probability rectangles by dividing each edge of  $\mathcal{S}_i$  (i.e.,  $\mathcal{E}_{i1}$  and  $\mathcal{E}_{i2}$ ) into two nonoverlapping intervals of equal probability on the basis of the corresponding probability distributions  $D_1$  and  $D_2$  (Fig. 3). As a result of this division, each  $\mathcal{S}_i$  can be expressed as

$$\mathcal{S}_i = \mathcal{T}_{i,[1,1]} \cup \mathcal{T}_{i,[1,2]} \cup \mathcal{T}_{i,[2,1]} \cup \mathcal{T}_{i,[2,2]}, \quad (4.11)$$



**Key:** ●  $\mathbf{x}_i$ , Initial sample ; ■  $S_i$ , Step 1

Fig. 2. Overlay of initial LHS  $\mathbf{x}_i = [x_{i1}, x_{i2}]$ ,  $i = 1, 2, \dots, 10$ , and rectangles  $S_i = \mathcal{E}_{i1} \times \mathcal{E}_{i2}$  generated in Step 1 of extension algorithm.

where (i)  $\mathcal{E}_{i11}$  and  $\mathcal{E}_{i12}$  are the equal probability intervals into which  $\mathcal{E}_{i1}$  is divided, (ii)  $\mathcal{E}_{i21}$  and  $\mathcal{E}_{i22}$  are the equal probability intervals into which  $\mathcal{E}_{i2}$  is divided, and (iii)  $\mathcal{T}_{i,[1,1]} = \mathcal{E}_{i11} \times \mathcal{E}_{i21}$ ,  $\mathcal{T}_{i,[1,2]} = \mathcal{E}_{i11} \times \mathcal{E}_{i22}$ ,  $\mathcal{T}_{i,[2,1]} = \mathcal{E}_{i12} \times \mathcal{E}_{i21}$ , and  $\mathcal{T}_{i,[2,2]} = \mathcal{E}_{i12} \times \mathcal{E}_{i22}$ . Thus, the rectangles interior to the  $S_i$  in Fig. 3 correspond to the sets  $\mathcal{T}_{i,[1,1]}$ ,  $\mathcal{T}_{i,[2,1]}$ ,  $\mathcal{T}_{i,[2,2]}$ , which in turn are defined by the intervals (i.e., edges)  $\mathcal{E}_{i11}$ ,  $\mathcal{E}_{i12}$ ,  $\mathcal{E}_{i21}$  and  $\mathcal{E}_{i22}$ .

Step 3. For each  $i$ , the rectangle

$$\mathcal{T}_i = \mathcal{T}_{i,[r,s]} = \mathcal{E}_{i1r} \times \mathcal{E}_{i2s} \quad (4.12)$$

constructed at Step 2 is identified such that  $x_{i1} \notin \mathcal{E}_{i1r}$  and  $x_{i2} \notin \mathcal{E}_{i2s}$  (Fig. 4). This selection excludes intervals that contain values for  $x_1$  and  $x_2$  in the original LHS.

Step 4. For each  $i$ , the vector

$$\tilde{\mathbf{x}}_i = [\tilde{x}_{i1}, \tilde{x}_{i2}] \quad (4.13)$$

is obtained by randomly sampling  $\tilde{x}_{i1}$  and  $\tilde{x}_{i2}$  from the intervals  $\mathcal{E}_{i1r}$  and  $\mathcal{E}_{i2s}$ , respectively, associated with the definition of the rectangle  $\mathcal{T}_i$  in Eq. (4.12). The resulting sample matrix  $\mathbf{S}_2$  is

$$\mathbf{S}_2 = \begin{bmatrix} \tilde{\mathbf{x}}_1 \\ \tilde{\mathbf{x}}_2 \\ \vdots \\ \tilde{\mathbf{x}}_9 \\ \tilde{\mathbf{x}}_{10} \end{bmatrix} = \begin{bmatrix} \tilde{x}_{11} & \tilde{x}_{12} \\ \tilde{x}_{21} & \tilde{x}_{22} \\ \vdots & \vdots \\ \tilde{x}_{91} & \tilde{x}_{92} \\ \tilde{x}_{10,1} & \tilde{x}_{10,2} \end{bmatrix} = \begin{bmatrix} 0.571 & 6.860 \\ 0.816 & 2.993 \\ \vdots & \vdots \\ 0.429 & 6.056 \\ 0.662 & 4.096 \end{bmatrix}, \quad (4.14)$$

the corresponding rank correlation matrix  $\mathbf{D}_2$  is shown in Eq. (4.9), and the full sample is shown in Fig. 5.

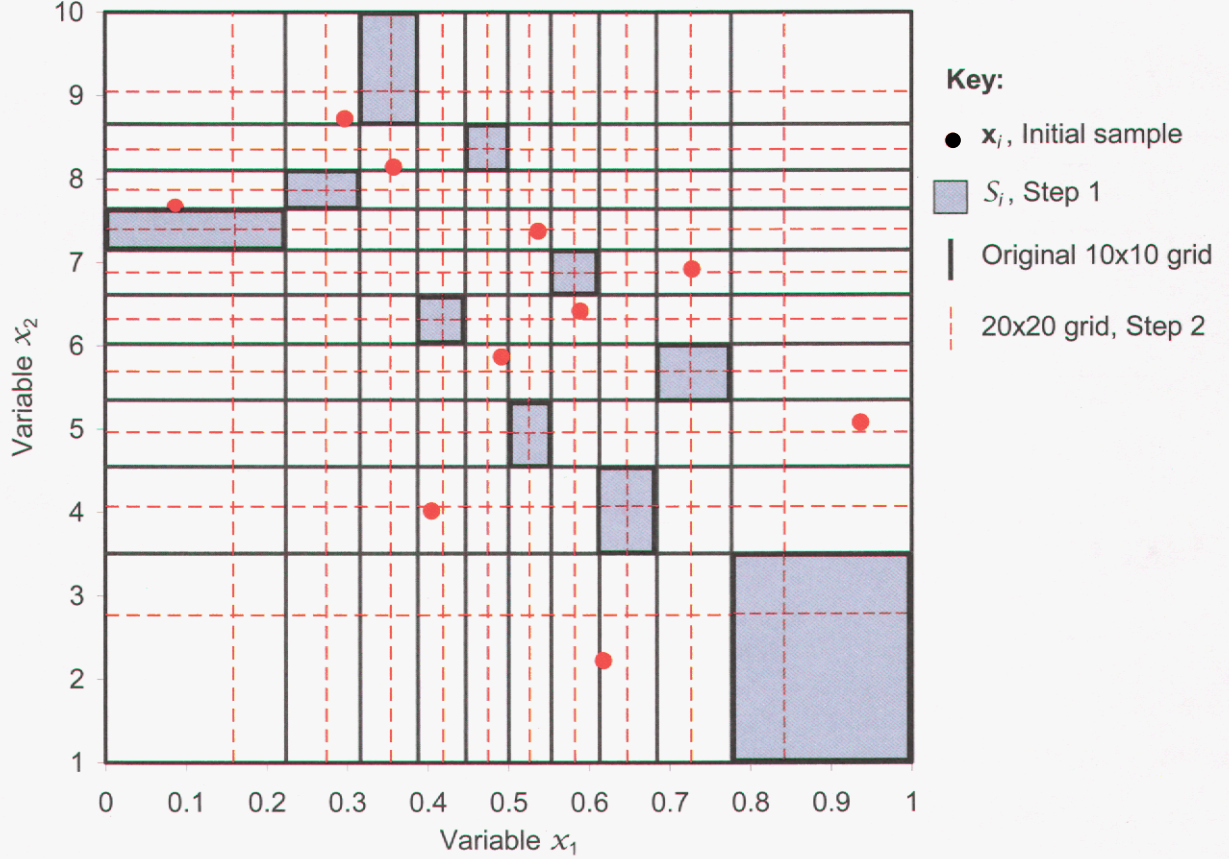


Fig. 3. Division of each rectangle  $S_i$  into  $2^2 = 4$  equal probability rectangles  $\mathcal{T}_{i,[1,1]}$ ,  $\mathcal{T}_{i,[1,2]}$ ,  $\mathcal{T}_{i,[2,1]}$  and  $\mathcal{T}_{i,[2,2]}$  in Step 2 of the extension algorithm.

Step 5. The original LHS  $\mathbf{x}_i$ ,  $i = 1, 2, \dots, 10$ , in Eq. (4.3) is combined with the LHS  $\tilde{\mathbf{x}}_i$ ,  $i = 1, 2, \dots, 10$ , in Eq. (4.13) to produce the extended LHS

$$\mathbf{x}_i = \begin{cases} \mathbf{x}_i & \text{for } i = 1, 2, \dots, 10 \\ \tilde{\mathbf{x}}_{i-10} & \text{for } i = 11, 12, \dots, 20 \end{cases} \quad (4.15)$$

of size 20. The associated rank correlation matrix

$$\mathbf{D} = \begin{bmatrix} 1.000 & -0.654 \\ -0.654 & 1.000 \end{bmatrix} \quad (4.16)$$

is reasonably close to the desired correlation matrix  $\mathbf{C}$  in Eq. (4.2). The individual elements of the extended LHS correspond to the points shown in Fig. 5.



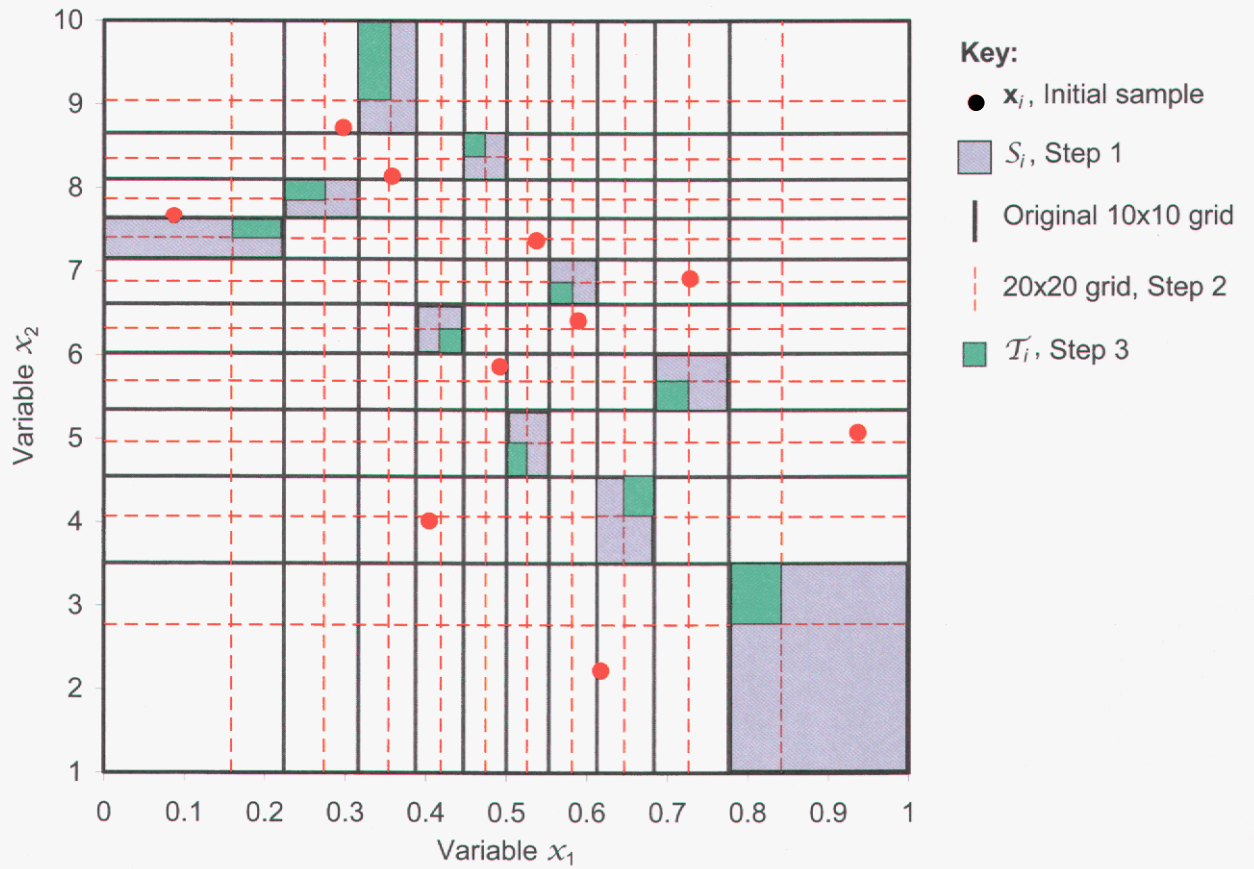


Fig. 4. Rectangles  $\mathcal{T}_i = \mathcal{T}_{i,[r,s]} = \mathcal{E}_{i1r} \times \mathcal{E}_{i2s}$  constructed at Step 2 and identified at Step 3 of the extension algorithm with property that  $x_{i1} \notin \mathcal{E}_{i1r}$  and  $x_{i2} \notin \mathcal{E}_{i2s}$ .

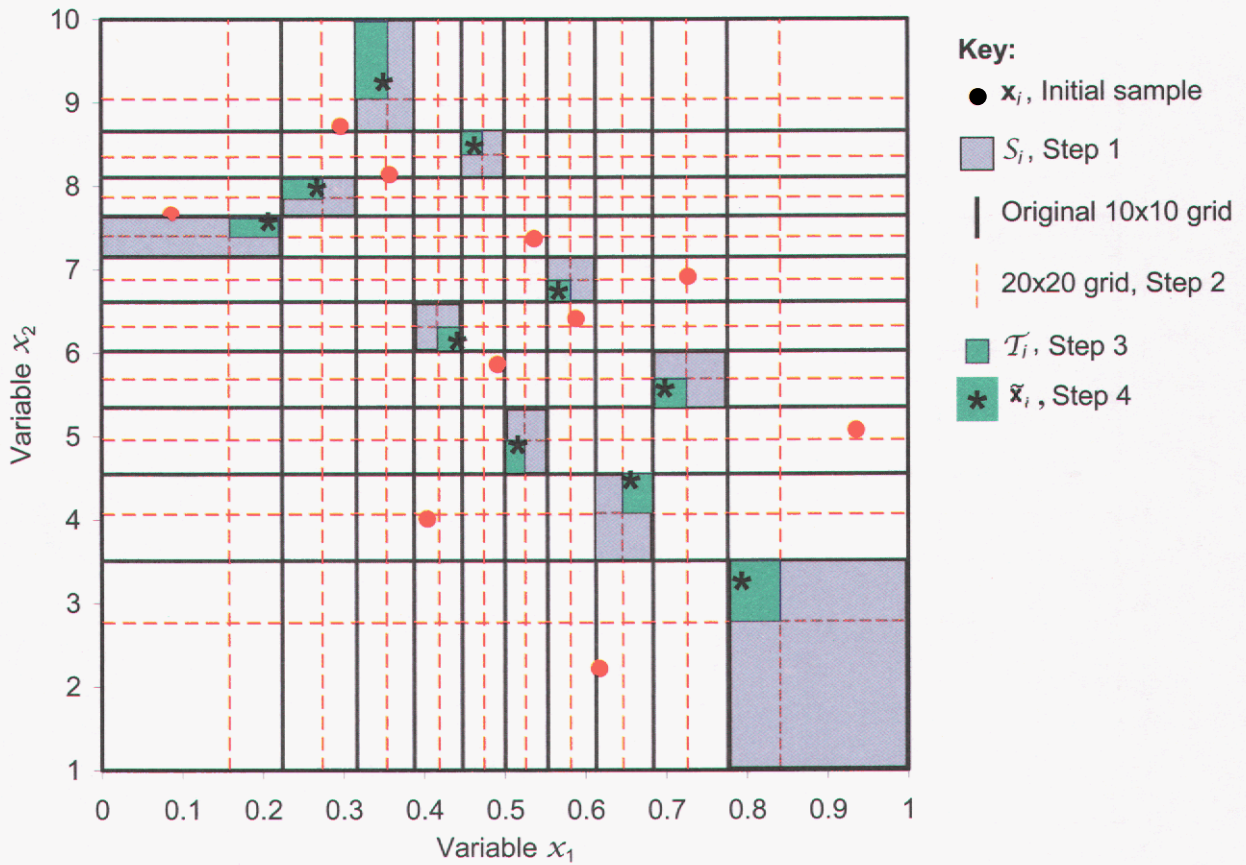


Fig. 5. Sample elements  $\tilde{\mathbf{x}}_i = [\tilde{x}_{i1}, \tilde{x}_{i2}]$ ,  $i = 1, 2, \dots, 10$ , obtained at Step 4 of the extension algorithm.

## 5. Correlation

The extension algorithm described in Sect. 3 and illustrated in Sect. 4 starts with an initial LHS of size  $m$  with a rank correlation matrix  $\mathbf{D}_1$ , generates a second LHS of size  $m$  with a rank correlation matrix  $\mathbf{D}_2$ , and then constructs an LHS of size  $2m$  that includes the elements of the first LHS and has a rank correlation matrix  $\mathbf{D}$  close to  $(\mathbf{D}_1 + \mathbf{D}_2)/2$ . This section demonstrates that the resultant rank correlation matrix  $\mathbf{D}$  is indeed close to  $(\mathbf{D}_1 + \mathbf{D}_2)/2$ .

This demonstration is based on considering variables  $u$  and  $v$  that are elements of the vector  $\mathbf{x}$  in Eq. (1.2) and the results of using the extension algorithm to extend an LHS of size  $m$  from  $\mathbf{x}$  to an LHS of size  $2m$ . In this extension,

$$[u_i, v_i], i = 1, 2, \dots, m, \quad (5.1)$$

are the values for  $u$  and  $v$  in the first LHS;

$$[\tilde{u}_i, \tilde{v}_i], i = 1, 2, \dots, m, \quad (5.2)$$

are the values for  $u$  and  $v$  in the second LHS, and

$$[u_i, v_i] = \begin{cases} [u_i, v_i] & \text{for } i = 1, 2, \dots, m \\ [\tilde{u}_{i-m}, \tilde{v}_{i-m}] & \text{for } i = m+1, m+2, \dots, 2m \end{cases} \quad (5.3)$$

are the values for  $u$  and  $v$  in the extended LHS.

The rank correlations associated with the samples in Eqs. (5.1) – (5.3) are given by

$$\rho_1 = \sum_{i=1}^m [r_1(u_i) - (m+1)/2][r_1(v_i) - (m+1)/2] / [m(m^2 - 1)/12], \quad (5.4)$$

$$\rho_2 = \sum_{i=1}^m [r_2(\tilde{u}_i) - (m+1)/2][r_2(\tilde{v}_i) - (m+1)/2] / [m(m^2 - 1)/12] \quad (5.5)$$

and

$$\rho = \sum_{i=1}^{2m} [r(u_i) - (2m+1)/2][r(v_i) - (2m+1)/2] / [m(4m^2 - 1)/6], \quad (5.6)$$

respectively, where  $r_1$ ,  $r_2$  and  $r$  denote the rank transforms associated with the individual samples. The object of this section is to show that  $\rho$  is close to  $(\rho_1 + \rho_2)/2$ .

Associated with the first LHS are pairs

$$[\mathcal{U}_i, \mathcal{V}_i], i = 1, 2, \dots, m, \quad (5.7)$$

of equal probability intervals such that  $u_i \in \mathcal{U}_i$  and  $v_i \in \mathcal{V}_i$ . In turn,  $\mathcal{U}_i$  and  $\mathcal{V}_i$  can be subdivided into nonoverlapping left and right equal probability subintervals  $\mathcal{U}_{il}$ ,  $\mathcal{U}_{ir}$ ,  $\mathcal{V}_{il}$ ,  $\mathcal{V}_{ir}$  such that

$$\mathcal{U}_i = \mathcal{U}_{il} \cup \mathcal{U}_{ir} \text{ and } \mathcal{V}_i = \mathcal{V}_{il} \cup \mathcal{V}_{ir}. \quad (5.8)$$

The first LHS can then be more specifically associated with the sequence

$$[\mathcal{U}_{i1}, \mathcal{V}_{i1}], i = 1, 2, \dots, m, \quad (5.9)$$

where

$$\mathcal{U}_{i1} = \begin{cases} \mathcal{U}_{il} & \text{if } u_i \in \mathcal{U}_{il} \\ \mathcal{U}_{ir} & \text{if } u_i \in \mathcal{U}_{ir} \end{cases} \text{ and } \mathcal{V}_{i1} = \begin{cases} \mathcal{V}_{il} & \text{if } v_i \in \mathcal{V}_{il} \\ \mathcal{V}_{ir} & \text{if } v_i \in \mathcal{V}_{ir}. \end{cases}$$

Similarly, the second LHS can be associated with the sequence

$$[\mathcal{U}_{i2}, \mathcal{V}_{i2}], i = 1, 2, \dots, m, \quad (5.10)$$

where

$$\mathcal{U}_{i2} = \begin{cases} \mathcal{U}_{jl} & \text{if } \tilde{u}_i \in \mathcal{U}_{jl} \\ \mathcal{U}_{jr} & \text{if } \tilde{u}_i \in \mathcal{U}_{jr} \end{cases} \text{ and } \mathcal{V}_{i2} = \begin{cases} \mathcal{V}_{jl} & \text{if } \tilde{v}_i \in \mathcal{V}_{jl} \\ \mathcal{V}_{jr} & \text{if } \tilde{v}_i \in \mathcal{V}_{jr}. \end{cases}$$

If desired, the second LHS can be ordered so that either  $\mathcal{U}_i = \mathcal{U}_{i1} \cup \mathcal{U}_{i2}$  for  $i = 1, 2, \dots, m$  or  $\mathcal{V}_i = \mathcal{V}_{i1} \cup \mathcal{V}_{i2}$  for  $i = 1, 2, \dots, m$ ; however, it is not possible to have both equalities hold.

The rank transforms associated with the three samples are related by

$$r(u_i) = 2r_1(u_i) - \delta_{ui}, \quad r(\tilde{u}_i) = 2r_2(\tilde{u}_i) - \tilde{\delta}_{ui} \quad (5.11)$$

$$r(v_i) = 2r_1(v_i) - \delta_{vi}, \quad r(\tilde{v}_i) = 2r_2(\tilde{v}_i) - \tilde{\delta}_{vi} \quad (5.12)$$

for  $i = 1, 2, \dots, m$ , where

$$\delta_{ui} = \begin{cases} 1 & \text{if } \mathcal{U}_{i1} = \mathcal{U}_{il} \\ 0 & \text{if } \mathcal{U}_{i1} = \mathcal{U}_{ir} \end{cases}, \quad \tilde{\delta}_{ui} = \begin{cases} 1 & \text{if } \mathcal{U}_{i2} = \mathcal{U}_{jl} \\ 0 & \text{if } \mathcal{U}_{i2} = \mathcal{U}_{jr} \end{cases}$$

$$\delta_{vi} = \begin{cases} 1 & \text{if } \mathcal{V}_{i1} = \mathcal{V}_{rl} \\ 0 & \text{if } \mathcal{V}_{i1} = \mathcal{V}_{ir} \end{cases}, \quad \tilde{\delta}_{vi} = \begin{cases} 1 & \text{if } \mathcal{V}_{i2} = \mathcal{V}_{jl} \\ 0 & \text{if } \mathcal{V}_{i2} = \mathcal{V}_{jr} \end{cases}.$$

Specifically,  $\delta_{ui} = 1$  if  $u_i$  is in the left interval  $\mathcal{U}_{il}$  associated with  $\mathcal{U}_i$ , and  $\delta_{ui} = 0$  if  $u_i$  is the right interval  $\mathcal{U}_{ir}$  associated with  $\mathcal{U}_i$ . The variables  $\tilde{\delta}_{ui}$ ,  $\delta_{vi}$  and  $\tilde{\delta}_{vi}$  are defined similarly for  $\tilde{u}_i$ ,  $v_i$  and  $\tilde{v}_i$ .

If the second sample is ordered so that  $\mathcal{U}_i = \mathcal{U}_{i1} \cup \mathcal{U}_{i2}$ , then

$$\tilde{\delta}_{ui} = 1 - \delta_{ui} \quad (5.13)$$

Similarly, if the second sample is ordered so that  $\mathcal{V}_i = \mathcal{V}_{i1} \cup \mathcal{V}_{i2}$ , then

$$\tilde{\delta}_{vi} = 1 - \delta_{vi}. \quad (5.14)$$

However, as previously indicated, the concurrent existence of both orderings is not possible.

The representation for  $\rho$  in Eq. (5.6) can now be written as

$$\begin{aligned}
\rho &= \left\{ \sum_{i=1}^m [2r_1(u_i) - \delta_{ui} - (2m+1)/2] [2r_1(v_i) - \delta_{vi} - (2m+1)/2] \right. \\
&\quad \left. + \sum_{i=1}^m [2r_2(\tilde{u}_i) - \tilde{\delta}_{ui} - (2m+1)/2] [2r_2(\tilde{v}_i) - \tilde{\delta}_{vi} - (2m+1)/2] \right\} \left\{ m(4m^2 - 1)/6 \right\}^{-1} \\
&= \left\{ \sum_{i=1}^m [r_1(u_i) - (m + \delta_{ui} + 1/2)/2] [r_1(v_i) - (m + \delta_{vi} + 1/2)/2] \right. \\
&\quad \left. + \sum_{i=1}^m [r_2(\tilde{u}_i) - (m + \tilde{\delta}_{ui} + 1/2)/2] [r_2(\tilde{v}_i) - (m + \tilde{\delta}_{vi} + 1/2)/2] \right\} \left\{ m(4m^2 - 1)/24 \right\}^{-1}, \tag{5.15}
\end{aligned}$$

where the first equality results from the representations for  $r(u_i)$ ,  $r(v_i)$ ,  $r(\tilde{u}_i)$  and  $r(\tilde{v}_i)$  in Eqs. (5.11) – (5.12) and the second equality results from factoring 4 out of the numerator.

Because the ratio

$$q = \left\{ m(m^2 - 1)/12 \right\} / \left\{ m(4m^2 - 1)/24 \right\} = 2(m^2 - 1)/(4m^2 - 1) \tag{5.16}$$

converges to 1/2 very rapidly (e.g.,  $q = 0.496$  for  $m = 10$  and  $q = 0.499$  for  $m = 20$ ), a very good approximation to the representation for  $\rho$  in Eq. (5.15) is given by

$$\begin{aligned}
\rho &\cong \frac{1}{2} \left\{ \frac{\sum_{i=1}^m [r_1(u_i) - (m + \delta_{ui} + 1/2)/2] [r_1(v_i) - (m + \delta_{vi} + 1/2)/2]}{m(m^2 - 1)/12} \right. \\
&\quad \left. + \frac{\sum_{i=1}^m [r_2(\tilde{u}_i) - (m + \tilde{\delta}_{ui} + 1/2)/2] [r_2(\tilde{v}_i) - (m + \tilde{\delta}_{vi} + 1/2)/2]}{m(m^2 - 1)/12} \right\} \tag{5.17}
\end{aligned}$$

$$\begin{aligned}
&= \frac{1}{2} \left\{ \frac{\sum_{i=1}^m \left[ \left( r_1(u_i) - \delta_{ui}/2 + 1/4 \right) - (m+1)/2 \right] \left[ \left( r_1(v_i) - \delta_{vi}/2 + 1/4 \right) - (m+1)/2 \right]}{m(m^2 - 1)/12} \right. \\
&\quad \left. + \frac{\sum_{i=1}^m \left[ \left( r_2(\tilde{u}_i) - \tilde{\delta}_{ui}/2 + 1/4 \right) - (m+1)/2 \right] \left[ \left( r_2(\tilde{v}_i) - \tilde{\delta}_{vi}/2 + 1/4 \right) - (m+1)/2 \right]}{m(m^2 - 1)/12} \right\} \tag{5.18}
\end{aligned}$$

$$= (\hat{\rho}_1 + \hat{\rho}_2)/2, \tag{5.19}$$

where  $\hat{\rho}_1$  and  $\hat{\rho}_2$  correspond to the preceding summations involving  $r_1$  and  $r_2$ , respectively.

The first summation in Eqs. (5.17) and (5.18), which corresponds to  $\hat{\rho}_1$ , is an approximation to  $\rho_1$  in Eq. (5.4); similarly, the second summation in Eqs. (5.17) and (5.18), which corresponds to  $\hat{\rho}_2$ , is an approximation to  $\rho_2$  in Eq. (5.5). The quantities  $\delta_{ui}$ ,  $\tilde{\delta}_{ui}$ ,  $\delta_{vi}$  and  $\tilde{\delta}_{vi}$  randomly vary between 0 and 1, with each of these values being equally likely. As shown in Eq. (5.17), this causes the term  $(m + 1)/2$  in Eqs. (5.4) and (5.5) that corresponds to the

mean of the rank transformed variables to randomly oscillate between  $(m + 1/2)/2$  and  $(m + 3/2)/2$ ; further, the expected value of these oscillations is  $(m + 1)/2$ . An alternate, but equivalent, representation is given in Eq. (5.18). In this representation, the term corresponding to the rank transformed value of a variable oscillates between the correct value minus 1/4 and the correct value plus 1/4, with the expected value of these oscillations being the correct rank transformed value. As a result,

$$\rho \equiv (\hat{\rho}_1 + \hat{\rho}_2)/2 \equiv (\rho_1 + \rho_2)/2, \quad (5.20)$$

which is the desired outcome of the extension algorithm.

A more formal assessment of the relationship between  $\rho$  and  $(\rho_1 + \rho_2)/2$  is also possible. This assessment is based on considering the statistical behavior of  $\hat{\rho}_1 - \rho_1$  and  $\hat{\rho}_2 - \rho_2$ .

The difference  $\hat{\rho}_1 - \rho_1$  can be expressed as

$$\begin{aligned} \hat{\rho}_1 - \rho_1 &= \sum_{i=1}^m \frac{[(r_1(u_i) - \delta_{ui}/2 + 1/4) - (m+1)/2][(r_1(v_i) - \delta_{vi}/2 + 1/4) - (m+1)/2]}{m(m^2 - 1)/12} \\ &\quad - \sum_{i=1}^m \frac{[r_1(u_i) - (m+1)/2][r_1(v_i) - (m+1)/2]}{m(m^2 - 1)/12} \\ &= [A + B] / [m(m^2 - 1)/12], \end{aligned} \quad (5.21)$$

where

$$\begin{aligned} A &= \sum_{i=1}^m [r_1(u_i) - (m+1)/2][1/4 - \delta_{vi}/2] + \sum_{i=1}^m [r_1(v_i) - (m+1)/2][1/4 - \delta_{ui}/2] \\ B &= \sum_{i=1}^m [1/4 - \delta_{vi}/2][1/4 - \delta_{ui}/2]. \end{aligned}$$

The terms  $A$  and  $B$  are now considered individually.

There exist sequences of integers  $j_i, i = 1, 2, \dots, m$ , and  $k_i, i = 1, 2, \dots, m$ , such that

$$r_1(u_{j_i}) = i \text{ and } r_1(v_{k_i}) = i \quad (5.22)$$

for  $i = 1, 2, \dots, m$ . As a result, the term  $A$  in Eq. (5.21) can be written in the form

$$\begin{aligned}
A &= \sum_{i=1}^m \left[ r_1(u_{j_i}) - (m+1)/2 \right] \left[ 1/4 - \delta_{vj_i}/2 \right] + \sum_{i=1}^m \left[ r_1(v_{k_i}) - (m+1)/2 \right] \left[ 1/4 - \delta_{uk_i}/2 \right] \\
&= \sum_{i=1}^m \left[ i - (m+1)/2 \right] \left[ 1/4 - \delta_{vj_i}/2 \right] + \sum_{i=1}^m \left[ i - (m+1)/2 \right] \left[ 1/4 - \delta_{uk_i}/2 \right] \\
&= \sum_{i=1}^m \left[ i - (m+1)/2 \right] s_i \\
&= \sum_{i=1}^m A_i, \tag{5.23}
\end{aligned}$$

where

$$s_i = 1/2 - \delta_{uk_i}/2 - \delta_{vj_i}/2 = (1 - \delta_{uk_i} - \delta_{vj_i})/2$$

and

$$A_i = \left[ i - (m+1)/2 \right] s_i.$$

The terms  $\delta_{uk_i}$  and  $\delta_{vj_i}$  are mutually independent and independent of their subscripts; further,  $s_i$  takes on values of  $-1/2$ ,  $0$ , and  $1/2$  with probabilities of  $1/4$ ,  $1/2$ , and  $1/4$ , respectively, and thus has an expected value of  $E(s_i) = 0$  and a variance of  $V(s_i) = 1/8$ . In turn, the expected value and variance for each  $A_i$  are given by

$$E(A_i) = 0 \tag{5.24}$$

and

$$V(A_i) = \left[ i - (m+1)/2 \right]^2 V(s_i) = \left[ i - (m+1)/2 \right]^2 / 8, \tag{5.25}$$

respectively.

The variance  $V(A)$  of  $A$  can be expressed in terms of the variances  $V(A_i)$  for the  $A_i$  and is given by

$$\begin{aligned}
V(A) &= \sum_{i=1}^m V(A_i) \\
&= \sum_{i=1}^m \left[ i - (m+1)/2 \right]^2 / 8 \\
&= \left[ m(m^2 - 1)/12 \right] / 8 \\
&= m(m^2 - 1)/96. \tag{5.26}
\end{aligned}$$

Now, by the Lindeberg generalization of the central limit theorem (see Theorem 3, p. 262, Ref. 76),

$$A/\sqrt{V(A)} = A/\sqrt{m(m^2-1)}/96 \quad (5.27)$$

asymptotically approaches a standard normal distribution as  $m$  increases.

The term  $B$  in Eq. (5.21) is now considered. Specifically, the expected value  $E(B)$  and  $V(B)$  for  $B$  are given by

$$E(B) = 0 \text{ and } V(B) = m/256, \quad (5.28)$$

respectively. As a result,  $V(B)/V(A)$  goes to zero as  $m$  increases, and thus  $B$  is asymptotically inconsequential in Eq. (5.21).

The difference  $\hat{\rho}_2 - \rho_2$  can be handled similarly to the difference  $\hat{\rho}_1 - \rho_1$  in Eq. (5.21). Specifically,  $\hat{\rho}_2 - \rho_2$  can be expressed as

$$\begin{aligned} \hat{\rho}_2 - \rho_2 &= \sum_{i=1}^m \frac{[(r_2(\tilde{u}_i) - \tilde{\delta}_{ui}/2 + 1/4) - (m+1)/2][(r_2(\tilde{v}_i) - \tilde{\delta}_{vi}/2 + 1/4) - (m+1)/2]}{m(m^2-1)/12} \\ &\quad - \sum_{i=1}^m \frac{[r_2(\tilde{u}_i) - (m+1)/2][r_2(\tilde{v}_i) - (m+1)/2]}{m(m^2-1)/12} \\ &= [\tilde{A} + \tilde{B}] / [m(m^2-1)/12], \end{aligned} \quad (5.29)$$

where  $\tilde{A}$  and  $\tilde{B}$  are defined analogously to  $A$  and  $B$  in Eq. (5.21). Similarly to the development for  $A$  and  $B$ , it follows that

$$\tilde{A}/\sqrt{V(\tilde{A})} = \tilde{A}/\sqrt{m(m^2-1)}/96 \quad (5.30)$$

asymptotically approaches a standard normal distribution and that  $\tilde{B}$  is asymptotically inconsequential in Eq. (5.29).

The statistical behavior of the difference  $\rho - (\rho_1 + \rho_2)/2$  can now be assessed. Specifically,

$$\begin{aligned} \rho - (\rho_1 + \rho_2)/2 &\cong (\hat{\rho}_1 + \hat{\rho}_2)/2 - (\rho_1 + \rho_2)/2 \\ &= [(\hat{\rho}_1 - \rho_1) + (\hat{\rho}_2 - \rho_2)]/2 \\ &= \left\{ [A + B] / [m(m^2-1)/12] + [\tilde{A} + \tilde{B}] / [m(m^2-1)/12] \right\} / 2 \\ &\cong [A + \tilde{A}] / [m(m^2-1)/24] \\ &= [A/V(A) + \tilde{A}/V(\tilde{A})] / 4\sqrt{m(m^2-1)}/96, \end{aligned} \quad (5.31)$$

where (i) the first approximation follows from Eq. (5.19), (ii) the first equality is the result of an algebraic rearrangement of the preceding expression, (iii) the second equality follows from the representations in Eqs. (5.21) and



(5.29), (iv) the following approximate relationship results from the asymptotic disappearance of the effects associated with  $B$  and  $\tilde{B}$ , and (v) the final equality is the result of an algebraic rearrange of the preceding expression to isolate the asymptotically standard normal variables  $A/V(A)$  and  $\tilde{A}/V(\tilde{A})$ . Thus, it follows from the final expression in Eq. (5.31) that  $\rho - (\rho_1 + \rho_2)/2$  approximately follows a normal distribution with mean zero with increasing values for  $m$ ; further, the variance associated with this distribution decreases rapidly with increasing values for  $m$ .

In consistency with the normality results associated with Eq. (5.31), numerical simulations show that the potential differences between  $\rho$  and  $(\rho_1 + \rho_2)/2$  are small and decrease rapidly as the initial sample size  $m$  increases. As an example, results obtained for the doubling of samples with initial sizes from 10 to 100 for two correlated variables are shown in Fig. 6. For each sample size considered, a target rank correlation of  $-0.7$  is used and a sample of the desired size is generated for the target correlation. Then, the extension algorithm is used to generate a sample of twice the initial size. To obtain an assessment of the stability of the results, the extension procedure is repeated 1000 times. As shown in Fig. 6, the difference between the rank correlation coefficient in an extended sample of size  $2m$  and the average of the rank correlation coefficients for the two underlying samples of size  $m$  (i.e.,  $\rho - (\rho_1 + \rho_2)/2$ ) is small and decreases as  $m$  increases (Fig. 6a), and the rank correlation coefficient in an extended sample of size  $2m$  (i.e.,  $\rho$ ) is close to the target rank correlation and the variability around the target correlation decreases as  $m$  increases (Fig. 6b).

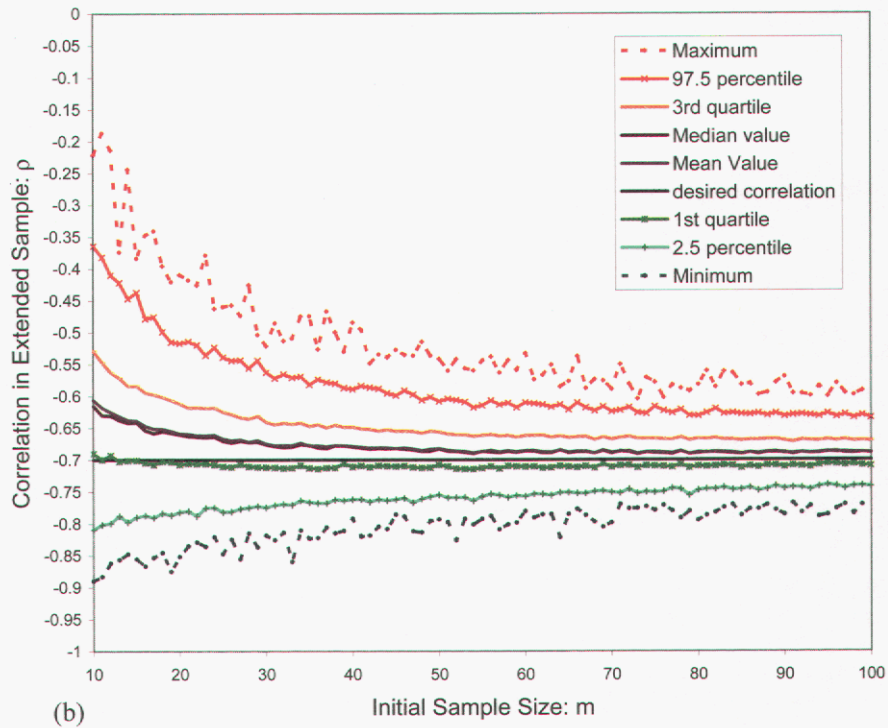
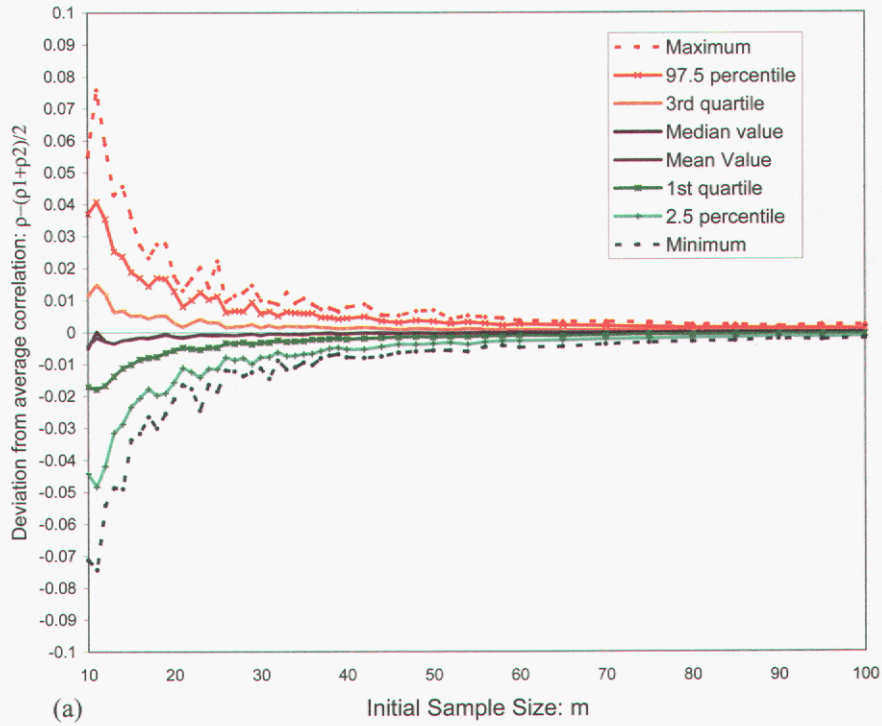


Fig. 6. Variation of rank correlation coefficients in extended LHSs with increasing sample size: (a) Difference between rank correlation coefficient in extended sample of size  $2m$  and average of rank correlations in two underlying samples of size  $m$  (i.e.,  $\rho - (\rho_1 + \rho_2)/2$ ), and (b) Rank correlation coefficient in extended sample of size  $2m$  (i.e.,  $\rho$ ).

## 6. Discussion

Latin hypercube sampling is the preferred sampling procedure for the assessment of the implications of epistemic uncertainty in complex analyses because of its probabilistic character (i.e., each sample element has a weight equal to the reciprocal of the sample size that can be used in estimating probability-based quantities such as means, standard deviations, distribution functions, and standardized regression coefficients) and efficient stratification properties (i.e., a dense stratification exists over the range of each sampled variable). As a result, Latin hypercube sampling has been used in a number of large and computationally demanding analyses, including (i) the U.S. Nuclear Regulatory Commission's (NRC's) reassessment of the risk from commercial nuclear power plants (i.e., the NUREG-1150 analyses),<sup>77-82</sup> (ii) an extensive probabilistic risk assessment for the La Salle Nuclear Power Plant carried out as part of the NRC's Risk Methods Integration and Evaluation Program (RMEIP),<sup>83</sup> (iii) the U.S. Department of Energy's (DOE's) performance assessment for the Waste Isolation Pilot Plant (WIPP) in support of a compliance certification application to the U.S. Environmental Protection Agency (EPA),<sup>84, 85</sup> and (iv) performance assessments carried out in support of the DOE's development of a repository for high-level radioactive waste at Yucca Mountain, Nevada.<sup>86, 87</sup> Analyses of this type involve multiple complex, computationally demanding models, from 10's to 100's of uncertain analysis inputs, and large numbers of analysis outcomes of interest.

Because of the large computational cost associated with analyses of the type just indicated, the sample size that can be used is necessarily limited. Further, the determination of an adequate sample size is complicated by the large number of uncertain analysis inputs and the potentially large number of analysis results to be studied. As a result, it is difficult to determine an appropriate sample size before an analysis is carried out. If too small a sample is used, the analysis can lack the necessary resolution to provide the desired uncertainty and sensitivity analysis results. If the sample size is too large, the analysis will incur unnecessary computational cost. Indeed, if the estimated size of the required sample is too large, the entire analysis may be abandoned owing to the anticipated computational cost. Fortunately, the necessary sample size for most analyses is not as large as is often thought.<sup>88-90</sup>

The extension procedure for LHSs described in this presentation provides a way to address the sample size problem sequentially. Specifically, an analysis can be performed initially with a relatively small sample size. If acceptable results are obtained with this sample, the analysis is over. However, if the results are felt to lack adequate resolution, the extension procedure can be used to generate a larger LHS. This approach is computationally efficient because the original sample elements are part of the extended LHS, and thus all of the original, and potentially expensive, calculated results remain part of the analysis. If necessary, the extension procedure could be employed multiple times until an acceptable level of resolution was obtained.

An approach to assessing the adequacy of an LHS of size  $m$  is to generate  $k$  replicated (e.g.,  $k = 3$ ) LHSs of size  $m$  and then check for consistency of results obtained with the replicated samples.<sup>74, 75</sup> For example, the  $t$ -test can be used to obtain confidence intervals for mean results. A minor modification of the extension algorithm described in Sect. 3 can be used to generate the  $k$  replicated LHSs of size  $m$  so that their pooling will result in an LHS of size  $k \times m$ . Then, after an assessment of sample size adequacy is made, a final presentation uncertainty and sensitivity analysis can be performed with the results of the pooled samples, which corresponds to using an LHS of size  $k \times m$ . This approach permits an assessment of sample size adequacy and also provides final results with a higher resolution than obtained from any of the individual replicated samples.

The extension procedure can also be used in the generation of very large LHSs with a specified correlation structure. For example, if an LHS of size  $k \times m$  is desired, a possible implementation strategy is to use the extension procedure to generate  $k$  LHSs of size  $m$  so that their pooling will result in an LHS of size  $k \times m$ . As a result of the inversion of a large matrix in the Iman/Conover correlation control procedure, the approach of generating and pooling  $k$  LHSs of size  $m$  can require less computational effort than generating a single LHS of size  $k \times m$ .

**This page intentionally left blank.**

## 7. References

1. Christie, M.A., J. Glimm, J.W. Grove, D.M. Higdon, D.H. Sharp, and M.M. Wood-Schultz. 2005. "Error Analysis and Simulations of Complex Phenomena," *Los Alamos Science*. Vol. 29, pp. 6-25.
2. Sharp, D.H. and M.M. Wood-Schultz. 2003. "QMU and Nuclear Weapons Certification: What's Under the Hood?," *Los Alamos Science*. Vol. 28, pp. 47-53.
3. Wagner, R.L. 2003. "Science, Uncertainty and Risk: The Problem of Complex Phenomena," *APS News*. Vol. 12, no. 1, pp. 8.
4. Oberkampf, W.L., S.M. DeLand, B.M. Rutherford, K.V. Diegert, and K.F. Alvin. 2002. "Error and Uncertainty in Modeling and Simulation," *Reliability Engineering and System Safety*. Vol. 75, no. 3, pp. 333-357.
5. Risk Assessment Forum. 1997. *Guiding Principles for Monte Carlo Analysis*, EPA/630/R-97/001. Washington DC: U.S. Environmental Protection Agency. (Available from the NTIS as PB97-188106/XAB.).
6. NCRP (National Council on Radiation Protection and Measurements). 1996. *A Guide for Uncertainty Analysis in Dose and Risk Assessments Related to Environmental Contamination*, NCRP Commentary No. 14. Bethesda, MD: National Council on Radiation Protection and Measurements.
7. NRC (National Research Council). 1994. *Science and Judgment in Risk Assessment*, Washington, DC: National Academy Press.
8. NRC (National Research Council). 1993. *Issues in Risk Assessment*. Washington, DC: National Academy Press.
9. U.S. EPA (U.S. Environmental Protection Agency). 1993. *An SAB Report: Multi-Media Risk Assessment for Radon, Review of Uncertainty Analysis of Risks Associated with Exposure to Radon*, EPA-SAB-RAC-93-014. Washington, DC: U.S. Environmental Protection Agency.
10. IAEA (International Atomic Energy Agency). 1989. *Evaluating the Reliability of Predictions Made Using Environmental Transfer Models*, Safety Series No. 100. Vienna: International Atomic Energy Agency.
11. Beck, M.B. 1987. "Water-Quality Modeling: A Review of the Analysis of Uncertainty," *Water Resources Research*. Vol. 23, no. 8, pp. 1393-1442.
12. Cacuci, D.G. 2003. *Sensitivity and Uncertainty Analysis, Vol. 1: Theory*. Boca Raton, FL: Chapman and Hall/CRC Press.
13. Turányi, T. 1990. "Sensitivity Analysis of Complex Kinetic Systems. Tools and Applications," *Journal of Mathematical Chemistry*. Vol. 5, no. 3, pp. 203-248.
14. Rabitz, H., M. Kramer, and D. Dacol. 1983. "Sensitivity Analysis in Chemical Kinetics," *Annual Review of Physical Chemistry*. Vol. 34. Eds. B.S. Rabinovitch, J.M. Schurr, and H.L. Strauss. Palo Alto, CA: Annual Reviews Inc, pp. 419-461.
15. Lewins, J. and M. Becker, eds. 1982. *Sensitivity and Uncertainty Analysis of Reactor Performance Parameters*. Vol. 14. New York, NY: Plenum Press.
16. Frank, P.M. 1978. *Introduction to System Sensitivity Theory*. New York, NY: Academic Press.
17. Tomovic, R. and M. Vukobratovic. 1972. *General Sensitivity Theory*. New York, NY: Elsevier.

18. Myers, R.H., D.C. Montgomery, G.G. Vining, C.M. Borrer, and S.M. Kowalski. 2004. "Response Surface Methodology: A Retrospective and Literature Review," *Journal of Quality Technology*. Vol. 36, no. 1, pp. 53-77.
19. Myers, R.H. 1999. "Response Surface Methodology - Current Status and Future Directions," *Journal of Quality Technology*. Vol. 31, no. 1, pp. 30-44.
20. Andres, T.H. 1997. "Sampling Methods and Sensitivity Analysis for Large Parameter Sets," *Journal of Statistical Computation and Simulation*. Vol. 57, no. 1-4, pp. 77-110.
21. Kleijnen, J.P.C. 1997. "Sensitivity Analysis and Related Analyses: A Review of Some Statistical Techniques," *Journal of Statistical Computation and Simulation*. Vol. 57, no. 1-4, pp. 111-142.
22. Kleijnen, J.P.C. 1992. "Sensitivity Analysis of Simulation Experiments: Regression Analysis and Statistical Design," *Mathematics and Computers in Simulation*. Vol. 34, no. 3-4, pp. 297-315.
23. Sacks, J., W.J. Welch, T.J. Mitchel, and H.P. Wynn. 1989. "Design and Analysis of Computer Experiments," *Statistical Science*. Vol. 4, no. 4, pp. 409-435.
24. Morton, R.H. 1983. "Response Surface Methodology," *Mathematical Scientist*. Vol. 8, pp. 31-52.
25. Mead, R. and D.J. Pike. 1975. "A Review of Response Surface Methodology from a Biometric Viewpoint," *Biometrics*. Vol. 31, pp. 803-851.
26. Myers, R.H. 1971. *Response Surface Methodology*. Boston, MA: Allyn and Bacon.
27. Li, G., C. Rosenthal, and H. Rabitz. 2001. "High-Dimensional Model Representations," *The Journal of Physical Chemistry*. Vol. 105, no. 33, pp. 7765-7777.
28. Rabitz, H. and O.F. Alis. 1999. "General Foundations of High-Dimensional Model Representations," *Journal of Mathematical Chemistry*. Vol. 25, no. 2-3, pp. 197-233.
29. Saltelli, A., S. Tarantola, and K.P.-S. Chan. 1999. "A Quantitative Model-Independent Method for Global Sensitivity Analysis of Model Output," *Technometrics*. Vol. 41, no. 1, pp. 39-56.
30. Sobol', I.M. 1993. "Sensitivity Estimates for Nonlinear Mathematical Models," *Mathematical Modeling & Computational Experiment*. Vol. 1, no. 4, pp. 407-414.
31. Cukier, R.I., H.B. Levine, and K.E. Shuler. 1978. "Nonlinear Sensitivity Analysis of Multiparameter Model Systems," *Journal of Computational Physics*. Vol. 26, no. 1, pp. 1-42.
32. Helton, J.C., J.D. Johnson, C.J. Sallaberry, and C.B. Storlie. 2006. "Survey of Sampling-Based Methods for Uncertainty and Sensitivity Analysis," *Reliability Engineering and System Safety*. Vol. 91, no. 10-11, pp. 1175-1209.
33. Helton, J.C. and F.J. Davis. 2002. "Illustration of Sampling-Based Methods for Uncertainty and Sensitivity Analysis," *Risk Analysis*. Vol. 22, no. 3, pp. 591-622.
34. Helton, J.C. and F.J. Davis. 2000. "Sampling-Based Methods," *Sensitivity Analysis*. Ed. A. Saltelli, K. Chan, and E.M. Scott. New York, NY: Wiley. pp. 101-153.
35. Kleijnen, J.P.C. and J.C. Helton. 1999. "Statistical Analyses of Scatterplots to Identify Important Factors in Large-Scale Simulations, 1: Review and Comparison of Techniques," *Reliability Engineering and System Safety*. Vol. 65, no. 2, pp. 147-185.

36. Blower, S.M. and H. Dowlatabadi. 1994. "Sensitivity and Uncertainty Analysis of Complex Models of Disease Transmission: an HIV Model, as an Example," *International Statistical Review*. Vol. 62, no. 2, pp. 229-243.
37. Saltelli, A., T.H. Andres, and T. Homma. 1993. "Sensitivity Analysis of Model Output. An Investigation of New Techniques," *Computational Statistics and Data Analysis*. Vol. 15, no. 2, pp. 445-460.
38. Iman, R.L. 1992. "Uncertainty and Sensitivity Analysis for Computer Modeling Applications," *Reliability Technology - 1992, The Winter Annual Meeting of the American Society of Mechanical Engineers, Anaheim, California, November 8-13, 1992*. Eds. T.A. Cruse. Vol. 28, pp. 153-168. New York, NY: American Society of Mechanical Engineers, Aerospace Division.
39. Saltelli, A. and J. Marivoet. 1990. "Non-Parametric Statistics in Sensitivity Analysis for Model Output. A Comparison of Selected Techniques," *Reliability Engineering and System Safety*. Vol. 28, no. 2, pp. 229-253.
40. Iman, R.L., J.C. Helton, and J.E. Campbell. 1981. "An Approach to Sensitivity Analysis of Computer Models, Part 2. Ranking of Input Variables, Response Surface Validation, Distribution Effect and Technique Synopsis," *Journal of Quality Technology*. Vol. 13, no. 4, pp. 232-240.
41. Iman, R.L., J.C. Helton, and J.E. Campbell. 1981. "An Approach to Sensitivity Analysis of Computer Models, Part 1. Introduction, Input Variable Selection and Preliminary Variable Assessment," *Journal of Quality Technology*. Vol. 13, no. 3, pp. 174-183.
42. Iman, R.L. and W.J. Conover. 1980. "Small Sample Sensitivity Analysis Techniques for Computer Models, with an Application to Risk Assessment," *Communications in Statistics: Theory and Methods*. Vol. A9, no. 17, pp. 1749-1842.
43. Saltelli, A., M. Ratto, S. Tarantola, and F. Campolongo. 2005. "Sensitivity Analysis for Chemical Models," *Chemical Reviews*. Vol. 105, no. 7, pp. 2811-2828.
44. Ionescu-Bujor, M. and D.G. Cacuci. 2004. "A Comparative Review of Sensitivity and Uncertainty Analysis of Large-Scale Systems--I: Deterministic Methods," *Nuclear Science and Engineering*. Vol. 147, no. 3, pp. 189-2003.
45. Cacuci, D.G. and M. Ionescu-Bujor. 2004. "A Comparative Review of Sensitivity and Uncertainty Analysis of Large-Scale Systems--II: Statistical Methods," *Nuclear Science and Engineering*. Vol. 147, no. 3, pp. 204-217.
46. Frey, H.C. and S.R. Patil. 2002. "Identification and Review of Sensitivity Analysis Methods," *Risk Analysis*. Vol. 22, no. 3, pp. 553-578.
47. Saltelli, A., K. Chan, and E.M. Scott (eds). 2000. *Sensitivity Analysis*. New York, NY: Wiley.
48. Hamby, D.M. 1994. "A Review of Techniques for Parameter Sensitivity Analysis of Environmental Models," *Environmental Monitoring and Assessment*. Vol. 32, no. 2, pp. 135-154.
49. Helton, J.C. 1993. "Uncertainty and Sensitivity Analysis Techniques for Use in Performance Assessment for Radioactive Waste Disposal," *Reliability Engineering and System Safety*. Vol. 42, no. 2-3, pp. 327-367.
50. Ronen, Y. 1988. *Uncertainty Analysis*. Boca Raton, FL: CRC Press, Inc.
51. Iman, R.L. and J.C. Helton. 1988. "An Investigation of Uncertainty and Sensitivity Analysis Techniques for Computer Models," *Risk Analysis*. Vol. 8, no. 1, pp. 71-90.

52. Helton, J.C. and F.J. Davis. 2003. "Latin Hypercube Sampling and the Propagation of Uncertainty in Analyses of Complex Systems," *Reliability Engineering and System Safety*. Vol. 81, no. 1, pp. 23-69.
53. McKay, M.D., R.J. Beckman, and W.J. Conover. 1979. "A Comparison of Three Methods for Selecting Values of Input Variables in the Analysis of Output from a Computer Code," *Technometrics*. Vol. 21, no. 2, pp. 239-245.
54. Garthwaite, P.H., J.B. Kadane, and A. O'Hagan. 2005. "Statistical Methods for Eliciting Probability Distributions," *Journal of the American Statistical Association*. Vol. 100, no. 470, pp. 680-700.
55. Cooke, R.M. and L.H.J. Goossens. 2004. "Expert Judgement Elicitation for Risk Assessment of Critical Infrastructures," *Journal of Risk Research*. Vol. 7, no. 6, pp. 643-656.
56. Ayyub, B.M. 2001. *Elicitation of Expert Opinions for Uncertainty and Risks*, Boca Raton, FL: CRC Press.
57. McKay, M. and M. Meyer. 2000. "Critique of and Limitations on the use of Expert Judgements in Accident Consequence Uncertainty Analysis," *Radiation Protection Dosimetry*. Vol. 90, no. 3, pp. 325-330.
58. Goossens, L.H.J., F.T. Harper, B.C.P. Kraan, and H. Metivier. 2000. "Expert Judgement for a Probabilistic Accident Consequence Uncertainty Analysis," *Radiation Protection Dosimetry*. Vol. 90, no. 3, pp. 295-301.
59. Budnitz, R.J., G. Apostolakis, D.M. Boore, L.S. Cluff, K.J. Coppersmith, C.A. Cornell, and P.A. Morris. 1998. "Use of Technical Expert Panels: Applications to Probabilistic Seismic Hazard Analysis," *Risk Analysis*. Vol. 18, no. 4, pp. 463-469.
60. Goossens, L.H.J. and F.T. Harper. 1998. "Joint EC/USNRC Expert Judgement Driven Radiological Protection Uncertainty Analysis," *Journal of Radiological Protection*. Vol. 18, no. 4, pp. 249-264.
61. Siu, N.O. and D.L. Kelly. 1998. "Bayesian Parameter Estimation in Probabilistic Risk Assessment," *Reliability Engineering and System Safety*. Vol. 62, no. 1-2, pp. 89-116.
62. Evans, J.S., G.M. Gray, R.L. Sielken Jr., A.E. Smith, C. Valdez-Flores, and J.D. Graham. 1994. "Use of Probabilistic Expert Judgement in Uncertainty Analysis of Carcinogenic Potency," *Regulatory Toxicology and Pharmacology*. Vol. 20, no. 1, pt. 1, pp. 15-36.
63. Thorne, M.C. 1993. "The Use of Expert Opinion in Formulating Conceptual Models of Underground Disposal Systems and the Treatment of Associated Bias," *Reliability Engineering and System Safety*. Vol. 42, no. 2-3, pp. 161-180.
64. Chhibber, S., G. Apostolakis, and D. Okrent. 1992. "A Taxonomy of Issues Related to the Use of Expert Judgments in Probabilistic Safety Studies," *Reliability Engineering and System Safety*. Vol. 38, no. 1-2, pp. 27-45.
65. Otway, H. and D.V. Winterfeldt. 1992. "Expert Judgement in Risk Analysis and Management: Process, Context, and Pitfalls," *Risk Analysis*. Vol. 12, no. 1, pp. 83-93.
66. Thorne, M.C. and M.M.R. Williams. 1992. "A Review of Expert Judgement Techniques with Reference to Nuclear Safety," *Progress in Nuclear Safety*. Vol. 27, no. 2-3, pp. 83-254.
67. Cooke, R.M. 1991. *Experts in Uncertainty: Opinion and Subjective Probability in Science*. Oxford; New York: Oxford University Press.
68. Meyer, M.A. and J.M. Booker. 1991. *Eliciting and Analyzing Expert Judgment: A Practical Guide*. New York, NY: Academic Press.



69. Hora, S.C. and R.L. Iman. 1989. "Expert Opinion in Risk Analysis: The NUREG-1150 Methodology," *Nuclear Science and Engineering*. Vol. 102, no. 4, pp. 323-331.
70. Iman, R.L. and W.J. Conover. 1982. "A Distribution-Free Approach to Inducing Rank Correlation Among Input Variables," *Communications in Statistics: Simulation and Computation*. Vol. B11, no. 3, pp. 311-334.
71. Iman, R.L. and J.M. Davenport. 1982. "Rank Correlation Plots for Use with Correlated Input Variables," *Communications in Statistics: Simulation and Computation*. Vol. B11, no. 3, pp. 335-360.
72. Morris, M.D. 2000. "Three Technometrics Experimental Design Classics," *Technometrics*. Vol. 42, no. 1, pp. 26-27.
73. Tong, C. 2006. "Refinement Strategies for Stratified Sampling Methods," *Reliability Engineering and System Safety*. Vol. 91, no. 10-11, pp. 1257-1265.
74. Helton, J.C., M.-A. Martell, and M.S. Tierney. 2000. "Characterization of Subjective Uncertainty in the 1996 Performance Assessment for the Waste Isolation Pilot Plant," *Reliability Engineering and System Safety*. Vol. 69, no. 1-3, pp. 191-204.
75. Iman, R.L. 1981. "Statistical Methods for Including Uncertainties Associated With the Geologic Isolation of Radioactive Waste Which Allow for a Comparison With Licensing Criteria," *Proceedings of the Symposium on Uncertainties Associated with the Regulation of the Geologic Disposal of High-Level Radioactive Waste*. NUREG/CP-0022; CONF-810372. Eds. D.C. Kocher. Gatlinburg, TN: Washington, DC: US Nuclear Regulatory Commission, Directorate of Technical Information and Document Control. 145-157.
76. Feller, W. 1971. *An Introduction to Probability Theory and Its Applications*. Vol. 2, 2nd ed. New York, NY: John Wiley & Sons.
77. U.S. NRC (U.S. Nuclear Regulatory Commission). 1990-1991. *Severe Accident Risks: An Assessment for Five U.S. Nuclear Power Plants*, NUREG-1150, Vols. 1-3. Washington, DC: U.S. Nuclear Regulatory Commission, Office of Nuclear Regulatory Research, Division of Systems Research.
78. Breeding, R.J., J.C. Helton, E.D. Gorham, and F.T. Harper. 1992. "Summary Description of the Methods Used in the Probabilistic Risk Assessments for NUREG-1150," *Nuclear Engineering and Design*. Vol. 135, no. 1, pp. 1-27.
79. Breeding, R.J., J.C. Helton, W.B. Murfin, L.N. Smith, J.D. Johnson, H.-N. Jow, and A.W. Shiver. 1992. "The NUREG-1150 Probabilistic Risk Assessment for the Surry Nuclear Power Station," *Nuclear Engineering and Design*. Vol. 135, no. 1, pp. 29-59.
80. Payne, A.C., Jr., R.J. Breeding, J.C. Helton, L.N. Smith, J.D. Johnson, H.-N. Jow, and A.W. Shiver. 1992. "The NUREG-1150 Probabilistic Risk Assessment for the Peach Bottom Atomic Power Station," *Nuclear Engineering and Design*. Vol. 135, no. 1, pp. 61-94.
81. Gregory, J.J., R.J. Breeding, J.C. Helton, W.B. Murfin, S.J. Higgins, and A.W. Shiver. 1992. "The NUREG-1150 Probabilistic Risk Assessment for the Sequoyah Nuclear Plant," *Nuclear Engineering and Design*. Vol. 135, no. 1, pp. 92-115.
82. Brown, T.D., R.J. Breeding, J.C. Helton, H.-N. Jow, S.J. Higgins, and A.W. Shiver. 1992. "The NUREG-1150 Probabilistic Risk Assessment for the Grand Gulf Nuclear Station," *Nuclear Engineering and Design*. Vol. 135, no. 1, pp. 117-137.
83. Payne, A.C., Jr. 1992. *Analysis of the LaSalle Unit 2 Nuclear Power Plant: Risk Methods Integration and Evaluation Program (RMIEP)*. Summary, NUREG/CR-4832; SAND92-0537, Vol. 1. Albuquerque, NM: Sandia National Laboratories.

84. U.S. DOE (U.S. Department of Energy). 1996. *Title 40 CFR Part 191 Compliance Certification Application for the Waste Isolation Pilot Plant*, DOE/CAO-1996-2184, Vols. I-XXI. Carlsbad, NM: U.S. Department of Energy, Carlsbad Area Office, Waste Isolation Pilot Plant.
85. Helton, J.C. and M.G. Marietta. 2000. "Special Issue: The 1996 Performance Assessment for the Waste Isolation Pilot Plant," *Reliability Engineering and System Safety*. Vol. 69, no. 1-3, pp. 1-451.
86. CRWMS M&O (Civilian Radioactive Waste Management System Management and Operating Contractor). 2000. *Total System Performance Assessment for the Site Recommendation*, TDR-WIS-PA-000001 REV 00. Las Vegas, NV: CRWMS M&O.
87. U.S. DOE (U.S. Department of Energy). 1998. *Viability Assessment of a Repository at Yucca Mountain*, DOE/RW-0508. Washington, D.C.: U.S. Department of Energy, Office of Civilian Radioactive Waste Management.
88. Iman, R.L. and J.C. Helton. 1991. "The Repeatability of Uncertainty and Sensitivity Analyses for Complex Probabilistic Risk Assessments," *Risk Analysis*. Vol. 11, no. 4, pp. 591-606.
89. Helton, J.C., J.D. Johnson, M.D. McKay, A.W. Shiver, and J.L. Sprung. 1995. "Robustness of an Uncertainty and Sensitivity Analysis of Early Exposure Results with the MACCS Reactor Accident Consequence Model," *Reliability Engineering and System Safety*. Vol. 48, no. 2, pp. 129-148.
90. Helton, J.C., F.J. Davis, and J.D. Johnson. 2005. "A Comparison of Uncertainty and Sensitivity Analysis Results Obtained with Random and Latin Hypercube Sampling," *Reliability Engineering and System Safety*. Vol. 89, no. 3, pp. 305-330.

## DISTRIBUTION

### External Distribution

Prof. Harish Agarwal  
University of Notre Dame  
Dept. of Aerospace & Mechanical Engineering  
Notre Dame, IN 46556

Prof. G. E. Apostolakis  
Department of Nuclear Engineering  
Massachusetts Institute of Technology  
Cambridge, MA 02139-4307

Mick Apted  
Monitor Scientific, LLC  
3900 S. Wadsworth Blvd., Suite 555  
Denver, CO 80235

Prof. Bilal Ayyub  
University of Maryland  
Center for Technology & Systems Management  
Civil & Environmental Engineering  
Rm. 0305 Martin Hall  
College Park, MD 20742-3021

Prof. Ivo Babuska  
TICAM  
Mail Code C0200  
University of Texas at Austin  
Austin, TX 78712-1085

Prof. Ha-Rok Bae  
Wright State University  
Mechanical Engineering Dept.  
MS 209RC  
3640 Colonel Glenn Highway  
Dayton, OH 45435

Timothy M. Barry  
National Center for Environmental Economics  
U.S. Environmental Protection Agency  
1200 Pennsylvania Ave., NW  
MC 1809  
Washington, DC 20460

Steven M. Bartell  
The Cadmus Group, Inc.  
339 Whitecrest Dr.  
Maryville, TN 37801

Prof. Steven Batill  
Dept. of Aerospace & Mechanical Engr.  
University of Notre Dame  
Notre Dame, IN 46556

Bechtel SAIC Company, LLC (10)  
Attn: Bob Andrews  
Bryan Bullard  
Brian Dunlap  
Rob Howard  
Jerry McNeish  
Sunil Mehta  
Kevin Mons  
Larry Rickertsen  
Michael Voegele  
Jean Younker  
1180 Town Center Drive  
Las Vegas, NV 89134

Prof. Bruce Beck  
University of Georgia  
D.W. Brooks Drive  
Athens, GA 30602-2152

Prof. James Berger  
Inst. of Statistics and Decision Science  
Duke University  
Box 90251  
Durham, NC 27708-0251

Prof. Daniel Berleant  
Iowa State University  
Department of EE & CE  
2215 Coover Hall  
Ames, IA 50014

Prof. V. M. Bier  
Department of Industrial Engineering  
University of Wisconsin  
Madison, WI 53706

Prof. S.M. Blower  
Department of Biomathematics  
UCLA School of Medicine  
10833 Le Conte Avenue  
Los Angeles, CA 90095-1766

Kenneth T. Bogen  
P.O. Box 808  
Livermore, CA 94550

Pavel A. Bouzinov  
ADINA R&D, Inc.  
71 Elton Avenue  
Watertown, MA 02472

Prof. Mark Brandyberry  
Computational Science and Engineering  
2264 Digital Computer Lab, MC-278  
1304 West Springfield Ave.  
University of Illinois  
Urbana, IL 61801

John A. Cafeo  
General Motors R&D Center  
Mail Code 480-106-256  
30500 Mound Road  
Box 9055  
Warren, MI 48090-9055

Andrew Cary  
The Boeing Company  
MC S106-7126  
P.O. Box 516  
St. Louis, MO 63166-0516

James C. Cavendish  
General Motors R&D Center  
Mail Code 480-106-359  
30500 Mound Road  
Box 9055  
Warren, MI 48090-9055

Prof. Chun-Hung Chen  
Department of Systems Engineering &  
Operations Research  
George Mason University  
4400 University Drive, MS 4A6  
Fairfax, VA 22030

Prof. Wei Chen  
Department of Mechanical Engineering  
Northwestern University  
2145 Sheridan Road, Tech B224  
Evanston, IL 60208-3111

Prof. Kyeongjae Cho  
Dept. of Mechanical Engineering  
MC 4040  
Stanford University  
Stanford, CA 94305-4040

Prof. Hugh Coleman  
Department of Mechanical & Aero. Engineering  
University of Alabama/Huntsville  
Huntsville, AL 35899

Prof. W. J. Conover  
College of Business Administration  
Texas Tech. University  
Lubbock, TX 79409

Prof. Allin Cornell  
Department of Civil and Environmental  
Engineering  
Terman Engineering Center  
Stanford University  
Stanford, CA 94305-4020

Thomas A. Cruse  
AFRL Chief Technologist  
1981 Monahan Way  
Bldg., 12, Room 107  
Wright-Patterson AFB, OH 45433-7132

Prof. Alison Cullen  
University of Washington  
Box 353055  
208 Parrington Hall  
Seattle, WA 98195-3055

Prof. F.J. Davis  
Department of Mathematics, Physical Sciences, and  
Engineering Technology  
West Texas A&M University  
P.O. Box 60787  
Cannon, TX 79016

Prof. A.P. Dempster  
Dept. of Statistics  
Harvard University  
Cambridge, MA 02138

Prof. U. M. Diwekar  
Center for Energy and Environmental Studies  
Carnegie Mellon University  
Pittsburgh, PA 15213-3890

Pamela Doctor  
Battelle Northwest  
P.O. Box 999  
Richland, WA 99352

Prof. David Draper  
Applied Math & Statistics  
147 J. Baskin Engineering Bldg.  
University of California  
1156 High St.  
Santa Cruz, CA 95064

Prof. Isaac Elishakoff  
Dept. of Mechanical Engineering  
Florida Atlantic University  
777 Glades Road  
Boca Raton, FL 33431-0991

Prof. Ashley Emery  
Dept. of Mechanical Engineering  
Box 352600  
University of Washington  
Seattle, WA 98195-2600

Paul W. Eslinger  
Environmental Technology Division  
Pacific Northwest National Laboratory  
Richland, WA 99352-2458

Prof. John Evans  
Harvard Center for Risk Analysis  
718 Huntington Avenue  
Boston, MA 02115

Prof. Rodney C. Ewing  
Nuclear Engineering and Radiological Science  
University of Michigan  
Ann Arbor, MI 48109-2104

Prof. Charles Fairhurst  
417 5<sup>th</sup> Avenue N  
South Saint Paul, MN 55075

Scott Ferson  
Applied Biomathematics  
100 North Country Road  
Setauket, New York 11733-1345

James J. Filliben  
Statistical Engineering Division  
ITL, M.C. 8980  
100 Bureau Drive, N.I.S.T.  
Gaithersburg, MD 20899-8980

Prof. Joseph E. Flaherty  
Dept. of Computer Science  
Rensselaer Polytechnic Institute  
Troy, NY 12181

Jeffrey T. Fong  
Mathematical & Computational Sciences Division  
M.C. 8910  
100 Bureau Drive, N.I.S.T.  
Gaithersburg, MD 20899-8910

John Fortna  
ANSYS, Inc.  
275 Technology Drive  
Canonsburg, PA 15317

Michael V. Frank  
Safety Factor Associates, Inc.  
1410 Vanessa Circle, Suite 16  
Encinitas, CA 92024

Prof. C. Frey  
Department of Civil Engineering  
Box 7908, NCSU  
Raleigh, NC 27659-7908

Prof. Marc Garbey  
Dept. of Computer Science  
Univ. of Houston  
501 Philipp G. Hoffman Hall  
Houston, Texas 77204-3010

B. John Garrick  
221 Crescent Bay Dr.  
Laguna Beach, CA 92651

Prof. Roger Ghanem  
254C Kaprielian Hall  
Dept. of Civil Engineering  
3620 S. Vermont Ave.  
University of Southern California  
Los Angeles, CA 90089-2531

Prof. James Glimm  
Dept. of Applied Math & Statistics  
P138A  
State University of New York  
Stony Brook, NY 11794-3600

Prof. Ramana Grandhi  
Dept. of Mechanical and Materials  
Engineering  
3640 Colonel Glenn Hwy.  
Dayton, OH 45435-0001

Michael B. Gross  
Michael Gross Enterprises  
2 1 Tradewind Passage  
Corte Madera, CA 94925

Prof. Raphael Haftka  
Dept. of Aerospace and Mechanical  
Engineering and Engineering Science  
P.O. Box 116250  
University of Florida  
Gainesville, FL 3261 1-6250

Prof. Yacov Y. Haimes  
Center for Risk Management of Engineering Systems  
D111 Thornton Hall  
University of Virginia  
Charlottesville, VA 22901

Prof. Achintya Haldar  
Dept. of Civil Engineering & Engineering Mechanics  
University of Arizona  
Tucson, AZ 85721

John Hall  
6355 Alderman Drive  
Alexandria, VA 22315

Prof. David M. Hamby  
Department of Nuclear Engineering and Radiation  
Health Physics  
Oregon State University  
Corvallis, OR 97331

Tim Hasselman  
ACTA  
2790 Skypark Dr., Suite 310  
Torrance, CA 90505-5345

Prof. Richard Hills  
New Mexico State University  
College of Engineering, MSC 3449  
P.O. Box 30001  
Las Cruces, NM 88003

F. Owen Hoffman  
SENES  
102 Donner Drive  
Oak Ridge, TN 37830

Prof. Steve Hora  
Institute of Business and Economic Studies  
University of Hawaii, Hilo  
523 W. Lanikaula  
Hilo, HI 96720-409 1

Prof. G. M. Hornberger  
Dept. of Environmental Science  
University of Virginia  
Charlottesville, VA 22903

R.L. Iman  
Southwest Design Consultants  
12005 St. Mary's Drive, NE  
Albuquerque, NM 87111

Intera, Inc. (2)  
Attn: Neal Deeds  
Srikanta Mishra  
9111A Research Blvd.  
Austin, TX 78758

George Ivy  
Northrop Grumman Information Technology  
222 West Sixth St.  
P.O. Box 471  
San Pedro, CA 90733-0471

Rima Izem  
Science and Technology Policy Intern  
Board of Mathematical Sciences and Applications  
500 5th Street, NW  
Washington, DC 20001

Prof. George Karniadakis  
Division of Applied Mathematics  
Brown University  
192 George St., Box F  
Providence, RI 02912

Prof. Alan Karr  
Inst. of Statistics and Decision Science  
Duke University  
Box 90251  
Durham, NC 27708-0251

Prof. W. E. Kastenberg  
Department of Nuclear Engineering  
University of California, Berkeley  
Berkeley, CA 94720

J. J. Keremes  
Boeing Company  
Rocketdyne Propulsion & Power  
MS AC-15  
P. O. Box 7922  
6633 Canoga Avenue  
Canoga Park, CA 91309-7922

John Kessler  
HLW and Spent Fuel Management Program  
Electric Power Research Institute  
1300 West W.T. Harris Blvd.  
Charlotte, NC 28262

Prof. George Klir  
Binghamton University  
Thomas J. Watson School of Engineering &  
Applied Sciences  
Engineering Building, T-8  
Binghamton NY 13902-6000

Prof. Vladik Kreinovich  
University of Texas at El Paso  
Computer Science Department  
500 West University  
El Paso, TX 79968

Averill M. Law  
6601 E. Grant Rd.  
Suite 110  
Tucson, AZ 85715

Chris Layne  
AEDC  
Mail Stop 6200  
760 Fourth Street  
Arnold AFB, TN 37389-6200

Prof. W. K. Liu  
Northwestern University  
Dept. of Mechanical Engineering  
2145 Sheridan Road  
Evanston, IL 60108-3111

Robert Lust  
General Motors, R&D and Planning  
MC 480-106-256  
30500 Mound Road  
Warren, MI 48090-9055

Prof. Sankaran Mahadevan  
Vanderbilt University  
Department of Civil and Environmental  
Engineering  
Box 6077, Station B  
Nashville, TN 37235

M.G. Marietta  
1905 Gwenda  
Carlsbad, NM 88220

Don Marshall  
84250 Indio Springs Drive, #291  
Indio, CA 92203

Jean Marshall  
84250 Indio Springs Drive, #291  
Indio, CA 92203

W. McDonald  
NDM Solutions  
1420 Aldenham Lane  
Reston, VA 20190-3901

Prof. Thomas E. McKone  
School of Public Health  
University of California  
Berkeley, CA 94270-7360

Prof. Gregory McRae  
Dept. of Chemical Engineering  
Massachusetts Institute of Technology  
Cambridge, MA 02139

Michael Mendenhall  
Nielsen Engineering & Research, Inc.  
605 Ellis St., Suite 200  
Mountain View, CA 94043

Ian Miller  
Goldsim Technology Group  
22516 SE 64<sup>th</sup> Place, Suite 110  
Issaquah, WA 98027-5379

Prof. Sue Minkoff  
Dept. of Mathematics and Statistics  
University of Maryland  
1000 Hilltop Circle  
Baltimore, MD 21250

Prof. Max Morris  
Department of Statistics  
Iowa State University  
304A Snedecor-Hall  
Ames, IA 50011-1210

Prof. Ali Mosleh  
Center for Reliability Engineering  
University of Maryland  
College Park, MD 20714-2115

Prof. Rafi Muhanna  
Regional Engineering Program  
Georgia Tech  
210 Technology Circle  
Savannah, GA 31407-3039

NASA/Langley Research Center (8)  
Attn: Dick DeLoach, MS 236  
Michael Hemsch, MS 499  
Tianshu Liu, MS 238  
Jim Luckring, MS 286  
Joe Morrison, MS 128  
Ahmed Noor, MS 369  
Sharon Padula, MS 159  
Thomas Zang, MS 449  
Hampton, VA 23681-0001

Naval Research Laboratory (4)  
Attn: Jay Borris  
Allen J. Goldberg  
Robert Gover  
John G. Michopoulos  
4555 Overlook Avenue  
S.W. Washington D.C. 20375

C. Needham  
Applied Research Associates, Inc.  
4300 San Mateo Blvd., Suite A-220  
Albuquerque, NM 87110

Prof. Shlomo Neuman  
Department of Hydrology and Water Resources  
University of Arizona  
Tucson, AZ 85721

Thomas J. Nicholson  
Office of Nuclear Regulatory Research  
Mail Stop T-9C34  
U.S. Nuclear Regulatory Commission  
Washington, DC 20555

Prof. Efstratios Nikolaidis  
MIME Dept.  
4035 Nitschke Hall  
University of Toledo  
Toledo, OH 43606-3390

D. Warner North  
North Works, Inc.  
1002 Misty Lane  
Belmont, C.A. 94002

Nuclear Waste Technical Review Board (2)  
Attn: Chairman  
2300 Clarendon Blvd. Ste 1300  
Arlington, VA 22201-3367

D. L. O'Connor  
Boeing Company  
Rocketdyne Propulsion & Power  
MS AC-15  
P. O. Box 7922  
6633 Canoga Avenue  
Canoga Park, CA 91309-7922

Prof. David Okrent  
Mechanical and Aerospace Engineering  
Department  
University of California  
48-121 Engineering IV Building  
Los Angeles, CA 90095-1587

Prof. Alex Pang  
Computer Science Department  
University of California  
Santa Cruz, CA 95064

Prof. Chris Paredis  
School of Mechanical Engineering  
Georgia Institute of Technology  
813 Ferst Drive, MARC Rm. 256  
Atlanta, GA 30332-0405

Gareth Parry  
19805 Bodmer Ave  
Poolesville, MD 200837

Prof. M. Elisabeth Paté-Cornell  
Department of Industrial Engineering and  
Management  
Stanford University  
Stanford, CA 94305

Prof. Chris L. Pettit  
Aerospace Engineering Dept.  
MS-11B  
590 Holloway Rd.  
Annapolis, MD 21402

Allan Pifko  
2 George Court  
Melville, NY 11747

Prof. Thomas H. Pigford  
Department of Nuclear Engineering  
4159 Etcheverry Hall  
University of California  
Berkeley, CA 94720

Gerald R. Prichard  
Principal Systems Analyst  
Dynerics, Inc.  
1000 Explorer Blvd.  
Huntsville, AL 35806

Prof. Herschel Rabitz  
Princeton University  
Department of Chemistry  
Princeton, NJ 08544

W. Rafaniello  
DOW Chemical Company  
1776 Building  
Midland, MI 48674



Prof. Adrian E. Raftery  
Department of Statistics  
University of Washington  
Seattle, WA 98195

Kadambi Rajagopal  
The Boeing Company  
6633 Canoga Avenue  
Canoga Park, CA 91309-7922

Banda S. Ramarao  
Framatome ANP DE&S  
9111B Research Blvd.  
Austin, TX 78758

Grant Reinman  
Pratt & Whitney  
400 Main Street, M/S 162-01  
East Hartford, CT 06108

Prof. John Renaud  
Dept. of Aerospace & Mechanical Engr.  
University of Notre Dame  
Notre Dame, IN 46556

Prof. James A. Reneke  
Department of Mathematical Sciences  
Clemson University  
Clemson, SC 29634-0975

Patrick J. Roache  
1215 Apache Drive  
Socorro, NM 87801

Prof. Tim Ross  
Dept. of Civil Engineering  
University of New Mexico  
Albuquerque, NM 87131

Prof. J. Sacks  
Inst. of Statistics and Decision Science  
Duke University  
Box 90251  
Durham, NC 27708-0251

Prof. Sunil Saigal  
Carnegie Mellon University  
Department of Civil and Environmental Engineering  
Pittsburgh, PA 15213

Larry Sanders  
DTRA/ASC  
8725 John J. Kingman Rd  
MS 6201  
Ft. Belvoir, VA 22060-6201

Nell Sedransk  
Statistical Engineering Division ITL, M.C. 8980  
100 Bureau Drive, N.I.S.T.  
Gaithersburg, MD 20899-8980

Prof. T. Seidenfeld  
Dept. of Philosophy  
Carnegie Mellon University  
Pittsburgh, PA 15213

Prof. Nozer D. Singpurwalla  
The George Washington University  
Department of Statistics  
2140 Pennsylvania Ave. NW  
Washington, DC 20052

Nathan Siu  
Probabilistic Risk Analysis Branch  
MS 10E50  
U.S. Nuclear Regulatory Commission  
Washington, DC 20555-0001

W. E. Snowden  
DARPA  
7120 Laketree Drive  
Fairfax Station, VA 22039

Southwest Research Institute (8)  
Attn: C.E. Anderson  
C.J. Freitas  
L. Huyse  
S. Mohanty  
O. Osidele  
O. Pensado  
B. Sagar  
B. Thacker  
P.O. Drawer 285 10  
622 Culebra Road  
San Antonio, TX 78284

Prof. Bill Spencer  
Dept. of Civil Engineering and Geological Sciences  
University of Notre Dame  
Notre Dame, IN 46556-0767

Prof. D. E. Stevenson  
Computer Science Department  
Clemson University  
442 Edwards Hall, Box 341906  
Clemson, SC 29631-1906

Prof. C.B. Storlie  
Department of Statistics  
North Carolina State University  
Raleigh, NC 27695

Prof. Raul Tempone  
School of Computational Science  
400 Dirac Science Library  
Florida State University  
Tallahassee, FL 32306-4120

Prof. T. G. Theofanous  
Department of Chemical and Nuclear  
Engineering  
University of California  
Santa Barbara, CA 93106

Prof. K.M. Thompson  
Harvard School of Public Health  
677 Huntington Avenue  
Boston, MA 02115

Martin Tierney  
Plantae Research Associates  
415 Camino Manzano  
Santa Fe, NM 87505

Prof. Fulvio Tonon  
Department of Civil Engineering  
University of Texas at Austin  
1 University Station C1792  
Austin, TX 78712-0280

Stephen D. Unwin  
Pacific Northwest National Laboratory  
P.O. Box 999  
Mail Stop K6-52  
Richland, WA 99354

U.S. Nuclear Regulatory Commission  
Advisory Committee on Nuclear Waste  
Attn: A.C. Campbell  
Washington, DC 20555

U.S. Nuclear Regulatory Commission (6)  
Office of Nuclear Material Safety and Safeguards  
Attn: A.C. Campbell (MS TWFN-7F27)  
R.B. Codell (MS TWFN-7F27)  
K.W. Compton (MS TWFN-7F27)  
S.T. Ghosh (MS TWFN-7F27)  
B.W. Leslie (MS TWFN-7F27)  
T.J. McCartin (MS TWFN-7F3)  
Washington, DC 20555-0001

Leonard Wesley  
Intellex Inc.  
5932 Killarney Circle  
San Jose, CA 95138

Christopher G. Whipple  
Environ  
Marketplace Tower  
6001 Shellmound St. Suite 700  
Emeryville, C.A. 94608

Justin Y-T Wu  
8540 Colonnade Center Drive, Ste 301  
Raleigh, NC 27615

Prof. Ron Yager  
Machine Intelligence Institute  
Iona College  
715 North Avenue  
New Rochelle, NY 10801

Ren-Jye Yang  
Ford Research Laboratory  
MD2115-SRL  
P.O. Box 2053  
Dearborn, MI 4812

Prof. Robert L. Winkler  
Fuqua School of Business  
Duke University  
Durham, NC 27708-0120

Prof. Martin A. Wortman  
Dept. of Industrial Engineering  
Texas A&M University  
TAMU 3131  
College Station, TX 77843-3131

Prof. M. A. Zikry  
North Carolina State University  
Mechanical & Aerospace Engineering  
2412 Broughton Hall, Box 7910  
Raleigh, NC 27695

#### **Foreign Distribution**

Jesus Alonso  
ENRESA  
Calle Emilio Vargas 7  
28 043 MADRID  
SPAIN

Prof. Tim Bedford  
Department of Management Sciences  
Strathclyde University  
40 George Street  
Glasgow G630NF  
UNITED KINGDOM

Prof. Yakov Ben-Haim  
Department of Mechanical Engineering  
Technion-Israel Institute of Technology  
Haifa 32000  
ISRAEL

Prof. Ricardo Bolado  
Polytechnical University of Madrid  
Jose Gutierrez, Abascal, 2  
28006 Madrid  
SPAIN

Prof. A.P. Bourgeat  
UMR 5208 – UCB Lyon1, MCS, Bât. ISTIL  
Domaine de la Doua; 15 Bd. Latarjet  
69622 Villeurbanne Cedex  
FRANCE

Prof. D.G. Cacuci  
Institute for Reactor Technology and Safety  
University of Karlsruhe  
76131 Karlsruhe  
GERMANY

Prof. Enrique Castillo  
Department of Applied Mathematics and  
Computational Science  
University of Cantabria  
Santandar  
SPAIN

CEA Cadarache (2)  
Attn: Nicolas Devictor  
Bertrand Iooss  
DEN/CAD/DER/SESI/CFR  
Bat 212  
13108 Saint Paul lez Durance cedex  
FRANCE

Prof. Russell Cheng  
School of Mathematics  
Southampton University  
Southampton, SO17 1BJ  
UNITED KINGDOM

Prof. Roger Cooke  
Department of Mathematics  
Delft University of Technology  
P.O. Box 503 1 2800 GA Delft  
THE NETHERLANDS

Prof. Gert de Cooman  
Universiteit Gent  
Onderzoeksgroep, SYSTeMS  
Technologiepark - Zwijnaarde 9  
9052 Zwijnaarde  
BELGIUM

Etienne de Rocquigny  
EDF R&D MRI/T56  
6 quai Watier  
78401 Chatou Cedex  
FRANCE

Andrzej Dietrich  
Oil and Gas Institute  
Lubicz 25 A  
31-305 Krakow  
POLAND

Prof. Christian Ekberg  
Chalmers University of Technology  
Department of Nuclear Chemistry  
41296 Goteborg  
SWEDEN

European Commission (5)  
Attn: Francesca Campolongo  
Mauro Ciechetti  
Marco Ratto  
Andrea Saltelli  
Stefano Tarantola  
JRC Ispra, ISIS  
2 1020 Ispra  
ITALY

Régis Farret  
Direction des Risques Accidentels  
INERIS  
BP2 – 60550 Verneuil en Halatte  
FRANCE

Prof. Thomas Fetz  
University of Innsbruck  
Technikerstr 13  
Innsbruck AUSTRIA 6020

Forshunginstitute GRS (2)  
Attn: Eduard Hofer  
B. Kryzkacz-Hausmann  
Forschungsgelände Neubau 2  
85748 Garching  
GERMANY

Forschungszentrum Karlsruhe (2)  
Attn: F. Fischer  
J. Ehrhardt  
Inst. Kern & Energietechn  
Postfach 3640, D-76021  
Karlsruhe  
GERMANY

Prof. Simon French  
School of Informatics  
University of Manchester  
Coupland 1  
Manchester M13 9pl  
UNITED KINGDOM

Prof. Louis Goossens  
Safety Science Group  
Delft University of Technology  
P.O. Box 5031 2800 GA Delft  
THE NETHERLANDS

Prof. Jim Hall  
University of Bristol  
Department of Civil Engineering  
Queens Building, University Walk  
Bristol UK 8581TR

Keith Hayes  
Csiro Marine Research  
P.O. Box 1538  
Hobart TAS Australia 7001

Toshimitsu Homma  
Japan Atomic Energy Research Institute  
2-4 Shirakata Shirane  
Tokaimura, Ibaraki 319-1195  
JAPAN

Prof. David Rios Insua  
University Rey Juan Carlos  
ESCET-URJC, C. Humanes 63  
28936 Mostoles  
SPAIN

Mikhail Iosjpe  
Protection Authority  
Norwegian Radiation  
Grini Naringspark 13  
P.O. Box 55  
1332 Oesteraas  
NORWAY

J. Jaffré  
INRIA – Roquencourt  
B.P. 105  
78153 Le Chesnay Cedex  
FRANCE

Michiel J.W. Jansen  
Centre for Biometry Wageningen  
P.O. Box 16, 6700 AA Wageningen  
THE NETHERLANDS

Arthur Jones  
Nat. Radio. Prot. Board  
Chilton, Didcot  
Oxon OX110RQ  
UNITED KINGDOM

Prof. J.P.C. Kleijnen  
Department of Information Systems  
Tilburg University  
5000 LE Tilburg  
THE NETHERLANDS

Bulent Korkem  
P.O. Box 18 Kavaklidere  
06692 Ankara  
TURKEY

Prof. Igor Kozine  
Systems Analysis Department  
Riso National Laboratory  
P. O. Box 49  
DK-4000 Roskilde  
DENMARK

Prof. Sergei Kucherenko  
Imperial College London  
Centre for Process Systems Engineering  
London, SW7 2AZ  
UNITED KINGDOM

Prof. S.E. Magnusson  
Lund University  
P.O. Box 118  
22100 Lund  
SWEDEN

Prof. Alex Thierry Mara  
Université de la Réunion  
Lab. De Génie Industriel  
15, Avenue René Cassin  
BP 7151  
97715 St. Denis  
La Réunion  
FRANCE

Jan Marivoet  
Centre d'Etudes de L'Energie  
Nucleaire  
Boeretang 200  
2400 MOL  
BELGIUM

Prof. Ghislain de Marsily  
University Pierre et Marie Curie  
Laboratoire de Geologie Applique  
4, Place Jussieu  
T.26 – 5e etage  
75252 Paris Cedex 05  
FRANCE

Jean-Marc Martinez  
DM2S/SFME Centre d'Etudes de Saclay  
91191 Gif sur Yvette  
FRANCE

Prof. D. Moens  
K. U. Leuven  
Dept. of Mechanical Engineering, Div. PMA  
Kasteelpark Arenberg 41  
B – 3001 Heverlee  
BELGIUM

Prof. Nina Nikolova – Jeliaskova  
Institute of Parallel Processing  
Bulgarian Academy of Sciences  
25a “acad. G. Bonchev” str.  
Sofia 1113  
BULGARIA

Prof. Michael Oberguggenberger  
University of Innsbruck  
Technikerstr 13  
6020 Innsbruck  
AUSTRIA

Prof. A. O'Hagan  
Department of Probability and Statistics  
University of Sheffield  
Hicks Building  
Sheffield S3 7RH  
UNITED KINGDOM

Prof. I. Papazoglou  
Institute of Nuclear Technology-Radiation  
Protection  
N.C.S.R. Demolaitos  
Agha Papakevi  
153-10 Athens  
GREECE

K. Papoulia  
Inst. Eng. Seismology & Earthquake Engineering  
P.O. Box 53, Finikas GR-55105  
Thessaloniki  
GREECE

Prof. Roberto Pastres  
University of Venice  
Dorsuduro 2137  
30123 Venice  
Dorsuduro 2137  
ITALY

Prof. Leslie R. Pendrill  
SP Swedish National Testing & Research Institute  
Measurement Technology, Head of Research  
Box 857, S-501 15 BORÅS  
SWEDEN

Guillaume Pepin  
ANDRA – Service DS/CS  
Parc de la Croix Blanche  
1/7 rue Jean Monnet  
92298 Chatenay-Malabry Cedex  
FRANCE

Vincent Sacksteder  
Via Eurialo 28, Int. 13  
00181 Rome  
ITALY

Prof. G.I. Schuëller  
Institute of Engineering Mechanics  
Leopold-Franzens University  
Technikerstrasse 13  
6020 Innsbruck  
AUSTRIA

Prof. Marian Scott  
Department of Statistics  
University of Glasgow  
Glasgow G12 BQW  
UNITED KINGDOM

Prof. Ilya Sobol'  
Russian Academy of Sciences  
Miusskaya Square  
125047 Moscow  
RUSSIA

Prof. Wolfgang Stummer  
Dept. of Mathematics  
Friedrich-Alexander University  
Bismarkstr. 1 1/2  
91054 Erlangen  
GERMANY

Prof. Tamas Turanyi  
Eotvos University (ELTE)  
P.O. Box 32  
15 18 Budapest  
HUNGARY

Prof. Lev Utkin  
Institute of Statistics  
Munich University  
Ludwigstr. 33  
80539, Munich  
GERMANY

Prof. Willem Van Groenendaal  
Tilburg University  
P.O. Box 90153  
5000 LE Tilburg  
THE NETHERLANDS

Prof. H.P. Wynn  
Department of Statistics  
London School of Economics  
Houghton Street  
London WC2A 2AE  
UNITED KINGDOM

Prof. Enrico Zio  
Politecnico di Milano  
Via Ponzia 3413  
20133 Milan  
ITALY

#### **Department of Energy Laboratories**

Argonne National Laboratory (2)  
Attn: Paul Hovland  
Mike Minkoff  
MCS Division  
Bldg. 221, Rm. C-236  
9700 S. Cass Ave.  
Argonne, IL 60439

Lawrence Livermore National Laboratory (6)  
7000 East Ave.  
P.O. Box 808  
Livermore, CA 94550  
Attn: Robert J. Budnitz, MS L-632  
Frank Graziani, MS L-095

Henry Hsieh, MS L-229  
Richard Klein, MS L-023  
Joe Sefcik, MS L-160  
Charles Tong, MS L-560

Los Alamos National Laboratory (20)  
Mail Station 5000  
P.O. Box 1663  
Los Alamos, NM 87545

Attn: Mark C. Anderson, MS T080  
Terrence Bott, MS K557  
Jerry S. Brock, MS F663  
Scott Doebbling, MS T080  
S. Eisenhower, MS K557  
Dawn Flicker, MS F664  
Ken Hanson, MS D412  
Francois Hemez, MS T006  
Karen Hench, MS P946  
David Higdon, MS F600  
James Hyman, MS B284  
Cliff Joslyn, MS B265  
James Kamm, MS D413  
Jonathan Lucero, MS C926  
Karen I. Pao, MS B256  
William Rider, MS D413  
Mandy Rutherford, MS T080  
David Sigeti, MS F645  
Kari Sentz, MS F600  
David Sharp, MS B213  
Alyson G. Wilson, MS F600

U.S. Department of Energy (5)  
Attn: Kevin Greenaugh, NA-115  
D. Kusnezov, NA-114  
Jamilah Soudah, NA-114  
K. Sturgess, NA-115  
J. Van Fleet, NA-113  
Forrestal Building  
1000 Independence Ave., SW  
Washington, DC 20585

U.S. Department of Energy (7)  
Yucca Mountain Site Characterization Office  
Attn: William Boyle  
Russ Dyer  
Claudia Newbury  
Mark Nutt  
Mark Tynan  
Abraham VanLuik  
Eric Zwahlen  
1551 Hillshire Drive  
Las Vegas, NV 89134

**Sandia Internal Distribution**

				1	MS 1399	6850	A. Orrell
				1	MS 0778	6851	B. W. Arnold
1	MS 1415	1120	C. J. Barbour	1	MS 0778	6851	C. Jove-Colon
1	MS 1146	1384	P. J. Griffin	1	MS 0776	6851	M. K. Knowles
1	MS 0310	1400	G. S. Davidson	1	MS 0778	6851	S. Miller
1	MS 0370	1411	S. A. Mitchell	1	MS 0776	6852	K. Economy
1	MS 1110	1411	D. Dunlavy	1	MS 0776	6852	G. Freeze
1	MS 0370	1411	M. S. Eldred	1	MS 0776	6852	T. Hadgu
1	MS 0370	1411	L. P. Swiler	1	MS 0776	6852	H. Iuzzolino
1	MS 0370	1411	T. G. Trucano	1	MS 0748	6852	E. A. Kalinina
1	MS 1110	1415	S. K. Rountree	1	MS 0776	6852	S. Kuzio
1	MS 0847	1526	R. V. Field	1	MS 0776	6852	P. Mattie
5	MS 0828	1533	M. Pilch	1	MS 0776	6852	R. McCurley
1	MS 0828	1533	K. J. Dowding	1	MS 0776	6852	A. Reed
1	MS 0828	1533	A. A. Giunta	1	MS 0776	6852	C. Sallaberry
50	MS 0779	1533	J. C. Helton	1	MS 0776	6852	J. Schreiber
5	MS 0828	1533	W. L. Oberkampf	1	MS 0776	6852	J. S. Stein
1	MS 0557	1533	T. L. Paez	1	MS 0776	6852	B. Walsh
1	MS 0828	1533	J. R. Red-Horse	1	MS 0776	6852	Y. Wang
1	MS 0828	1533	V. J. Romero	1	MS 0776	6853	R. J. MacKinnon
1	MS 0828	1533	W. R. Witkowski	1	MS 0776	6853	R. P. Rechar
1	MS 0139	1900	A. Hale	1	MS 1399	6853	D. Sevougian
1	MS 0139	1902	P. Yarrington	1	MS 0778	6853	P. N. Swift
1	MS 0427	2118	R. A. Paulsen	1	MS 0776	6853	M. Tierney
1	MS 0751	6111	L. S. Costin	1	MS 1399	6853	P. Vaughn
1	MS 0751	6117	R. M. Brannon	1	MS 0771	6855	F. Hansen
1	MS 0751	6117	A. F. Fossum	1	MS 1399	6855	C. Howard
1	MS 0708	6214	P. S. Veers	1	MS 0778	6855	C. Bryan
1	MS 1138	6222	P. G. Kaplan	1	MS 0778	6855	R. L. Jarek
1	MS 0615	6252	J. A. Cooper	1	MS 0778	6855	P. Mariner
1	MS 0757	6442	J. L. Darby	1	MS 0748	6861	D. G. Robinson
1	MS 0757	6442	G. D. Wyss	1	MS 0748	6861	S. P. Burns
1	MS 1002	6630	P. D. Heermann	1	MS 0748	6862	N. Bixler
1	MS 1011	6642	D. J. Anderson	1	MS 0748	6862	R. Gauntt
1	MS 1011	6642	M. S. Shortencarrier	1	MS 0771	6870	J. E. Kelly
1	MS 1011	6643	R. M. Cranwell	1	MS 0736	6870	D. A. Powers
1	MS 1169	6700	J. R. Lee	1	MS 0779	6874	H.-N. Jow
1	MS 0771	6800	D. L. Berry	1	MS 0779	6874	C. Axness
1	MS 1395	6820	M. J. Chavez	1	MS 0779	6874	L. Dotson
1	MS 1395	6820	D. Kessel	1	MS 0779	6874	J. Johnson
1	MS 1395	6821	J. W. Garner	1	MS 0779	6874	J. Jones
1	MS 0776	6821	A. Gilkey	1	MS 0779	6874	R. Knowlton
1	MS 1395	6821	J. Kanney	1	MS 1399	6874	M. A. Martell
1	MS 1395	6821	T. Kirchner	1	MS 1377	6957	A. Johnson
1	MS 1395	6821	C. Leigh	1	MS 0839	7000	L. A. McNamara
1	MS 1395	6821	M. Nemer	1	MS 0735	8753	S. C. James
1	MS 0776	6821	D. Rudeen	1	MS 9042	8774	J. J. Dike
1	MS 1395	6821	E. Vugrin	1	MS 9159	8962	P. D. Hough
1	MS 1395	6821	K. Vugrin	1	MS 9159	8962	M. L. Martinez-Canales
1	MS 1395	6822	M. Rigali	1	MS 0428	12300	C. L. Knapp
1	MS 1395	6822	R. Beauheim	1	MS 0428	12330	T. R. Jones
1	MS 1395	6822	L. Brush	1	MS 0434	12334	B. M. Mickelsen
1	MS 0778	6822	P. Domski	1	MS 0830	12335	K. V. Diegert
1	MS 0778	6822	M. Wallace	1	MS 0829	12337	J. M. Sjulim
1	MS 0776	6850	E. J. Bonano	1	MS 0829	12337	B. M. Rutherford

1	MS 0829	12337	F. W. Spencer	1	MS 0405	12347	T. D. Brown
1	MS 0428	12340	V. J. Johnson	1	MS 0405	12347	R. D. Waters
1	MS 0638	12341	N. J. DeReu	1	MS 1030	12870	J. G. Miller
1	MS 0638	12341	D. E. Percy	2	MS 9018	8944	Central Technical Files
1	MS 0405	12346	R. Kreutzfeld	2	MS 0899	4536	Technical Library
1	MS 0405	12346	S. E. Camp				
1	MS 0405	12347	L-J Shyr				